

INNOVATE EXPLORE EXCEL



ANNUAL REPORT
2023-24

KKCL
KEWAL KIRAN CLOTHING LIMITED

CONTENT

02-03

Financial and Operational Highlights of FY24	02
--	----

04-13

Corporate Overview

About Us	06
Our Journey to a Lifestyle Brand	08
Product Portfolio	10
Our Strengths	12



14-21

Stories that Define Excellence

Year of Achievements and Strategic Initiatives	16
KKCL - A Complete Lifestyle Brand	20



22-29

Year in Review

Key Performance Indicators	24
Chairman & MD's Statement	26

30-42

Growth Driving Approach

Marketing Initiatives	32
Our People	36
Board of Directors	38
Awards and Recognition	42

44-137

Statutory Reports

Management Discussion and Analysis	44
Directors' Report	56
Corporate Governance Report	80
Business Responsibility and Sustainability Report	104

138-293

Financial Statements

Standalone	138
Consolidated	216

INNOVATE
EXPAND
EXCEL



In a year characterised by resilience and strategic growth, Kewal Kiran Clothing Limited (KKCL) has solidified its position in the branded apparel and lifestyle segment. Despite the challenges of muted consumer demand and tough market conditions, we have showcased robust financial performance, driven by innovative strategies and a strong commitment to excellence.

Our evolution from a denim-focused brand to a comprehensive lifestyle brand marks a significant milestone. This transformation is reflected in our expanding and balanced product portfolio, designed to meet the diverse preferences of today's consumers. Our established brand portfolio stands as a testament to our ability to adapt and thrive in a dynamic market.

Our strength lies in our forward-thinking approach to production and distribution. We have enhanced the ability to respond swiftly to market demands by leveraging advanced manufacturing technologies and optimising our supply chain. Our multi-channel distribution strategy ensures that the diverse range of products is accessible to a broad consumer base, strengthening market presence and driving growth.

The theme 'Innovate. Expand. Excel.' encapsulates our journey over the past year. It represents our relentless pursuit of innovation, our strategic expansion into new market segments, and our commitment towards excellence.

Financial and Operational Highlights of FY24

EXCELLENCE IN EVERY ENDEAVOUR



Financial Performance

₹ 860.5 Cr
Operating Revenue
+10.4% ↑

43.4%
Gross Profit Margin
+100 BPS ↑

₹ 177.2 Cr
EBITDA
+16.6% ↑

20.6%
EBITDA Margin
+110 BPS ↑

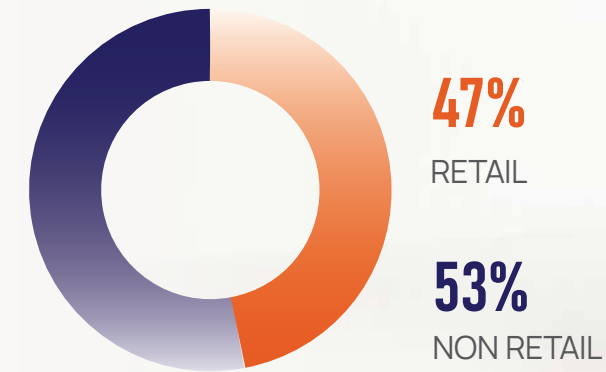
₹ 154.5 Cr
Profit After Tax
+ 29.5% ↑

17.2%
Profit After Tax
+230 BPS ↑

↑ YoY Growth

Operational Performance

Channel wise Sales Break up



EBOs

As on March 31, 2024



59

EBOs Under Development



Break up of EBOs

KILLER X
EBOs

327

Other Brand
EBOs


16

K-LOUNGE
Stores

144

Factory Outlet

1



Note:

EBO - Exclusive Brand Outlets
COCO - Company Owned Company Operated
COFO - Company Owned Franchisee Operated
FOFO - Franchisee Owned Franchisee Operated

CORPORATE OVERVIEW

At KKCL, we are consistently pushing the boundaries of innovation to stay ahead of the curve in the ever-evolving fashion industry. Our approach is holistic integrating in-house design, manufacturing, branding, and retailing capabilities to ensure we remain at the forefront of fast fashion trends. Our talented design team draws inspiration from global fashion capitals, swiftly transforming these trends into chic, contemporary collections that resonate with our diverse customer base. Cutting-edge manufacturing techniques and sustainable practices allow us to produce high-quality apparel efficiently, while our strong branding strategies enhance market presence and customer loyalty. KKCL not only meets but also anticipates the dynamic demands of the fashion world, ensuring we lead with style and innovation, by seamlessly blending these elements.



LE A O N

About Us

MASTERING THE ART OF FASHION

With over three decades of rich experience, Kewal Kiran Clothing Limited (KKCL) stands as one of the few truly successful homegrown apparel brands.

We have built a reputation for creating fashion that resonates both domestically and internationally, adapting to the ever-evolving denim culture and beyond.

Our Company has fully integrated operations, encompassing in-house design, manufacturing, branding, and retailing capabilities. This holistic approach ensures that every product we offer meets our stringent standards of quality and style.

Vision

To be a world-class business organisation which enables value, best services, and enhancement of net worth for all the stakeholders.

Mission

- ❖ Driving excellence through our people, business partners and other stakeholders.
- ❖ Focusing on consumer satisfaction and executing a customer-centric business module.
- ❖ Executing the business based on the three core growth principles of: Stability, Sustainability and Scalability.
- ❖ Adopting international standards and best practices across our operations.

Business Ethos

Morality

Rightness

Ethical Practices

Our Core Values

- ❖ **Experience**
The Company enjoys an experience of more than three decades in this industry.
- ❖ **Diversified Product Base**
The Company's all-encompassing product portfolio artfully caters to the discerning requirements of its esteemed customers.
- ❖ **Environment-Friendly**
With a steadfast commitment to sustainability, the Company prudently invests in state-of-the-art, environment-friendly manufacturing techniques, ensuring the production of consumer-friendly apparel.
- ❖ **Impeccable Quality**
Our brand's value is underscored by product quality and reliability, reflecting our commitment to excellence. We prioritise both quality and sustainable practices.
- ❖ **State-of-the-art manufacturing Facilities**
Embracing cutting-edge technologies in our manufacturing process is the cornerstone of our success. Our commitment towards innovation and continuous improvement, empowers us with core competence, allowing us to craft the finest products that delight our customers.
- ❖ **Strong Distribution Network**
Our expansive presence reaches far and wide, as we proudly serve customers across 23 states and 2 Union Territories covering 328 towns and cities in India.

Our extensive distribution network spans the entire nation, featuring a strategic mix of exclusive brand outlets (EBOs), large format stores (LFS), e-commerce platforms, and traditional multi-brand outlets (MBOs). This widespread presence allows us to connect with a diverse customer base and solidify our footprint across India.

We have traditionally been a leader in men's fashion. However, recognising the dynamic market needs, we have recently expanded our portfolio to include women's and children's wear. This strategic move aims to create a comprehensive fashion offering that caters to all age groups and genders, reinforcing our commitment to innovation, expansion, and excellence.





Our Journey

THE PATHWAY FROM DENIM TO DIVERSE FASHION

At KKCL we began our journey as a humble denim manufacturer. Over the years, through relentless innovation and strategic vision, we have transformed into a leading lifestyle brand.

This journey is a testament to our commitment to quality, design, and an ever-evolving understanding of consumer desires. Our success is marked by our ability to adapt and innovate, consistently delivering exceptional value to our customers.

With each new product category we introduce, from casual wear to semi-formal attire and accessories, we broaden our reach and tap into new market segments. This diversification has significantly increased our addressable market size, allowing us to cater to a wider demographic and meet the diverse fashion needs of consumers. By expanding our portfolio, we have not only enhanced our market presence but also strengthened our brand's appeal and resilience in the competitive fashion industry.

Today, we are not just a brand but a symbol of aspiration, setting new benchmarks in the fashion industry and inspiring others with our story of expansion and success. Through our diversified offerings, we continue to grow, innovate, and elevate the fashion experience for our customers.



1980

Commenced Manufacturing as Keval Kiran & Co.



1989

Launched 'Killer' Brand

KILLER 
this is us



1992

Incorporation of Kewal Kiran Clothing Ltd. (erstwhile known as Kewal Kiran Apparels Pvt. Ltd.)



2004

Launched 'K-Lounge' Retail Store

K-LOUNGE



2002

Launched 'Integriti' Brand

Integriti
THE SPIRIT CALLED YOUTH



1998

Launched 'Lawman' & 'Easies' Brand
LAWMAN Pg3 **easies**
BY KILLER



2006

Company's IPO




2008

Launch of EBOs of Killer, Lawman and Integriti



2010

Launch of ADDICTIONS - accessories division



2024

Acquisition of 50% stake in Kraus Casuals Pvt. Ltd.

KRAUS
JEANS



2023

- ✦ BCCI Sponsorship - Brand 'Killer'
- ✦ Launched 'Junior Killer' Brand

JUNIOR KILLER 
this is us



2019

Acquisition of 'De Belle' - Womenswear Brand

Product Portfolio

DEFINING FASHION WITH EVERY THREAD

At the heart of KKCL lies a diverse and dynamic product portfolio that reflects our commitment to excellence and innovation.

Our brand portfolio is a carefully orchestrated collection, each with its unique identity and charm. We pride ourselves on offering brands that cater to a wide array of price segments, ensuring that our products meet the diverse needs and preferences of our customers. Our journey from a denim-centric manufacturer to one of the leading lifestyle brands is a testament to our ability to adapt, innovate, and stay ahead of the fashion curve.

Our evolution into a comprehensive lifestyle brand is marked by a strategic expansion of our product lines. Beyond our foundational denim offerings, we have diversified into various apparel categories and accessories, enriching our portfolio with a wide range of fashion solutions.

Our Brands

KILLER>K
this is us

Killer stands as the embodiment of youthful boldness and confidence, capturing the essence of modern fashion with its iconic edge. As our flagship brand, Killer plays a pivotal role, contributing over 60% to our total apparel and lifestyle accessory sales. Renowned for its powerful presence and established reputation, Killer remains a cornerstone of our brand portfolio, offering a dynamic range of styles that resonate with today's vibrant youth.



Integrati
THE SPIRIT CALLED YOUTH

Integrati is a celebration of ambition and vitality, catering to both professional and casual wardrobes with its blend of trustworthiness and value. This brand strikes a balance between sophistication and accessibility, making it a go-to choice for diverse price segments. As our second-largest brand, Integrati consistently delivers reliable and stylish options for those who seek both quality and affordability.

easies
BY KILLER>K

Easies - By Killer merges timeless elegance with modern sensibilities, revolutionizing corporate fashion in India. This brand offers a refined collection of semi-formal menswear, crafted from premium fabrics and linen. Known for its stylish chinos and shirts, Easies - By Killer caters to the growing demand for semi-formal attire, providing a sophisticated yet comfortable option for today's discerning professionals.



JUNIOR KILLER>K
this is us

Junior Killer is set to redefine the fashion landscape for young boys aged 4 to 16. This high street fashion brand offers a comprehensive wardrobe solution, from casual to sporty to classic styles. With meticulously designed pieces that cater to the evolving tastes and needs of today's youth, Junior Killer ensures that young boys can express their individuality with confidence and flair.



LAWMAN Pg3

Elevating the glamour quotient, Lawman Pg3 is all about making a statement. This brand specialises in chic, trendsetting partywear, perfect for young adults who want to stand out at any event. Lawman Pg3 adds a touch of sophistication and flair to the fashion scene, ensuring that every piece is designed to capture attention and celebrate individuality.



KILLER>K
this is us

easies
BY KILLER>K

LAWMAN Pg3

Integrati
THE SPIRIT CALLED YOUTH

JUNIOR KILLER>K
this is us

Our Strength

STRONG FOUNDATIONS. BOLD VISIONS.

Our strength is rooted in a strategic combination of innovation, expansion, quality and market insight.

Our diverse brand portfolio that constantly strengthens our position as a prominent player in the apparel industry. Our commitment to excellence, adaptive approach to fashion trends, and focus on delivering exceptional value are key drivers of our success.

Key Strengths

Established and Balanced Brand Portfolio

Widening Product Portfolio

Key MOAT – Unparalleled Manufacturing Capabilities

Balanced Distribution Coverage – Presence Across Multiple Channel of Distribution

Established and Balanced Portfolio

Our portfolio is strategically designed to cater to a wide range of market segments and consumer preferences, ensuring a comprehensive presence in the apparel industry. Each brand within our portfolio, from the iconic Killer to the sophisticated yet affordable Integriti, contributes uniquely to our overall market position. This balanced approach allows us to address diverse customer needs, ranging from high-fashion and lifestyle choices to value-driven and everyday wear.

Widening Product Portfolio

We have significantly expanded our product portfolio to include a growing number of products in the top wear, bottom wear, and accessories segments. This expansion reflects our shift from being a denim-centric brand to an evolving lifestyle brand. With the launch of 'Junior Killer,' our dedicated kidswear brand, and the acquisition of a 50% stake in Kraus Casuals Private Limited, which strengthens our presence in women's casual wear, we are now better positioned to offer a diverse range of products.

Key MOAT – Unparalleled Manufacturing Capabilities

Our manufacturing capabilities are a key competitive advantage, driven by advanced technology and a commitment to sustainability. Our state-of-the-art facilities are equipped with high-end machinery designed to conserve water and purify chemicals, supported by international experts leading our research and technology efforts.



In-house Capabilities

Designing

Procurement

Washing

Stitching

Retail

Packing

Labelling

With years of experience and a strong supply chain, we ensure efficient operations. We balance cost efficiency by performing key processes in-house and outsourcing less critical functions. Our use of certified green chemicals, blue technology, energy-saving initiatives, and ozone systems for denim washing, underscores our dedication to environmental conservation. Our seasonal trade shows enhance inventory management, reflecting our strategic approach to manufacturing excellence.

Aligned with our focus on increasing brand-specific EBOs, we achieved a net addition of 104 EBOs in FY24. By March 31, 2024, our overall EBO count reached 488, with 59 additional stores under development. As a part of our long-term growth strategy, we are also re-evaluating the concept of K-Lounge Stores.

Balanced Distribution Coverage

104
EBOs Added
in FY24

327
Total Killer
Brand EBOs

488
Total EBOs



Our strategic acquisition of a 50% stake in Kraus Casuals Private Limited represents a significant step in our expansion journey. This acquisition accelerates our entry into the women's wear segment, broadening our market reach and enhancing our ability to capture a larger share of the consumer wallet. Additionally, our continuous growth in retail presence, with 104 new EBOs added in FY24, and plans for 50 to 70 more EBOs in FY25, showcases our commitment to expanding our distribution network and brand visibility.



STORIES THAT DEFINE EXCELLENCE



Year of Achievements and Strategic Initiatives

RESILIENCE, EXPANSION AND INNOVATION IN ACTION

The year has been characterised by impressive financial accomplishments and strategic actions that have solidified the Company's strong standing in the branded apparel and lifestyle sector.

Despite facing subdued consumer demand and challenging market conditions, we achieved notable sales growth, demonstrating resilience and adaptability. Our strategic initiatives and strong financial performance showcase our ability to thrive even in a tough economic climate, reinforcing our position as one of the leading players in the industry.



Revenue Growth and Profitability

In FY24, we achieved impressive financial results, marked by significant growth across key metrics. Revenue from operations increased by 10.4%, reaching ₹ 860.5 crore, compared to ₹ 779.5 crore in FY23. This growth was primarily driven by higher volumes. Our EBITDA also saw a notable rise of 16.6%, totalling to ₹ 177.2 crore, while the EBITDA margin improved to 20.6%, up from 19.5% the previous year. PAT experienced robust growth of 29.5%, reaching ₹154.5 crore, compared to ₹119.3 crore in FY23. The PAT margin also saw a substantial increase to 17.2%, from 14.9% the previous year.

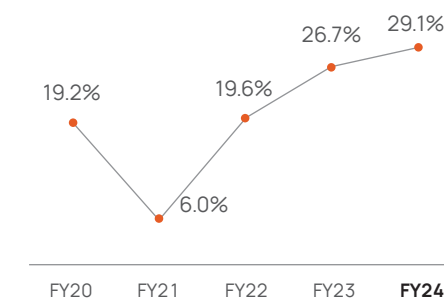
Sales Performance and Market Resilience

Our ability to achieve double-digit sales growth across various product categories, including denims, shirts, t-shirts, and accessories, is a testament to our resilience. Despite a challenging market environment, this growth highlights our effective strategies and adaptability, ensuring continued volume growth and market presence.

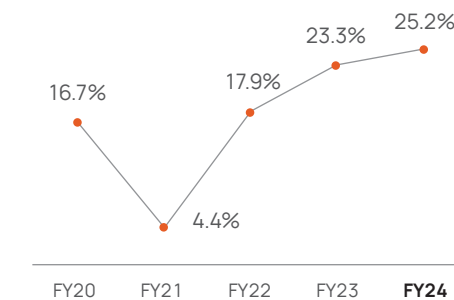


Financial Strength

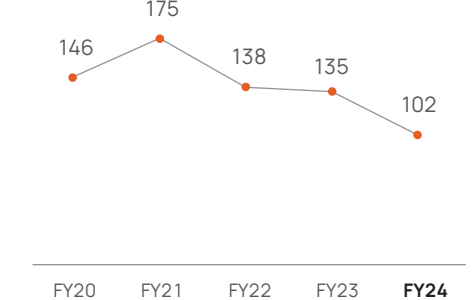
ROCE (in %)



ROE (in %)



Working Capital (in Days)



ROCE - Return on Capital Employed
ROE - Return on Equity

Our financial stability is further reinforced by strong cash reserves, which are strategically allocated for funding both organic and inorganic growth initiatives. These reserves enable us to explore and capitalise on market opportunities, enhancing value across our value chain. This solid financial position supports our ongoing commitment to growth and strategic expansion.



Year of Achievements and Strategic Initiatives

Future Strategy

As we look to the future, KKCL remains optimistic and committed to sustaining our consistent, profitable growth. Our strategy includes the successful integration of Kraus Casuals and a focused expansion into the kidswear segment, both of which are expected to drive substantial growth.

Balanced Growth Strategy

Expanding Brand Focused EBOs

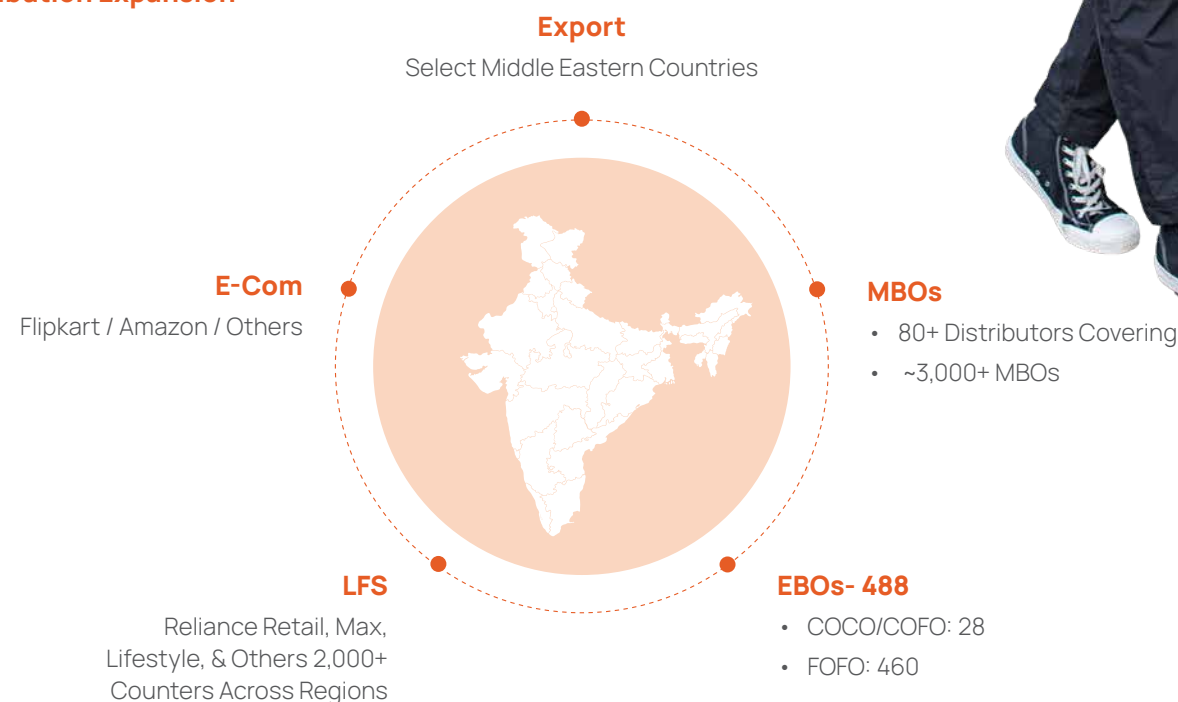
Varied Price Offerings to Capitalise on Growing LFS Presence Across Price Points

Restrategise on K-Lounge Stores

Selective & Hedged E-Commerce Strategy



Distribution Expansion



To enhance our market presence and brand visibility, we will continue to expand our network of exclusive brand-focused EBOs. For FY '25, we plan to add 50 to 70 new EBOs, further strengthening our retail footprint and bolstering brand goodwill.

Manufacturing Advancement

We will be investing over ₹35 crore to boost our manufacturing capacity. A significant part of this investment will go towards a brownfield project adjacent to our existing facilities in Vapi and Daman.



This expansion aims to increase our annual manufacturing capacity to 10 million units, up from the current 8 million.

Our strategy includes optimising our in-house manufacturing setup to ensure real-time responsiveness and alignment with market demands.

Product Innovation

Our product strategy focuses on broadening our product categories across bottomwear to topwear to accessories, while leveraging our manufacturing expertise. Our design and merchandising teams are dedicated to developing innovative designs and concepts within existing categories and exploring new, differentiated product lines. This approach is designed to capitalise on our brand value and maintain a competitive edge in the market.

₹ 35 Cr+

Investments to be Made to Boost Manufacturing Capacity

25%

Increase in Manufacturing Capacity



KKCL – A Complete Lifestyle Brand

CREATING FASHION FOR ALL

We started as a brand primarily focused on denim, but today we have successfully transformed into a leading lifestyle brand.

From Being Denim Focused



To Being a Lifestyle Branded Player



- ✦ Trousers
- ✦ T-shirts
- ✦ Shirts
- ✦ Winterwear
- ✦ Athleisure
- ✦ Casual Blazers
- ✦ Accessories
- ✦ & further evolving...

This evolution marks a significant shift from our initial specialisation, reflecting our dedication to expanding beyond denim into a broad spectrum of fashion and lifestyle products. Our journey from a niche market player to a prominent lifestyle brand showcases our ability to adapt and innovate. We are proud to embody a dynamic and comprehensive lifestyle approach that honours our heritage while embracing a future of diverse and exciting opportunities.

Entering the Kidswear Market

Our latest venture into the kidswear market with the launch of 'Junior Killer' marks a significant step in our strategy to build a comprehensive brand portfolio. Junior Killer is designed as a high street fashion brand catering to children aged 4 to 16 years. This new addition transforms our flagship Killer brand into a versatile 'four-to-forever' label, offering a uniquely

crafted collection across casual, sports, and classic themes. We are positioning ourselves to capture a broader market and enhance our brand's appeal across different age groups by addressing the needs of young fashion enthusiasts.



Strategic Acquisition of Kraus Casuals

In a move to further diversify our offerings, we have strategically acquired a 50% stake in Kraus Casuals Private Limited for ₹166.51 crore. Kraus Casuals, known for its Kraus Jeans brand, specialises in women's denim and casual wear.



This acquisition aligns with our goal to accelerate our entry into the women's denim segment, complementing our existing portfolio of brands including Killer, Integriti, Lawman Pg3, and Easies by Killer. The integration of Kraus Casuals is expected to enhance our revenue and profitability while expanding our reach within the women's fashion market.

₹166.51 Cr
Invested to Acquire 50%
Stake in Kraus Casuals
Private Limited



Crafted for every body type

Accelerating Brand Evolution

The launch of Junior Killer and the acquisition of Kraus Casuals represent milestone achievements for us. These strategic moves not only expand our brand portfolio but also allow us to tap into new market segments and leverage our existing distribution and sales networks. We are poised to capture a larger share of the consumer wallet and further solidify our position as a comprehensive casual wear brand catering to the entire family.

YEAR IN REVIEW



Our financial performance in FY24 highlights our commitment to excellence. We achieved remarkable growth driven by impressive volume increases across all product categories. Our focus on maintaining a strong margin profile and leveraging our robust balance sheet has positioned us for sustained success. With substantial cash reserves, we are well-equipped to fund both organic and inorganic growth initiatives. As we look ahead, our strategic investments in manufacturing capacity and new product categories will continue to drive our pursuit of consistent, profitable growth.





Key Performance Indicators

SUSTAINING MOMENTUM FOR THE FUTURE

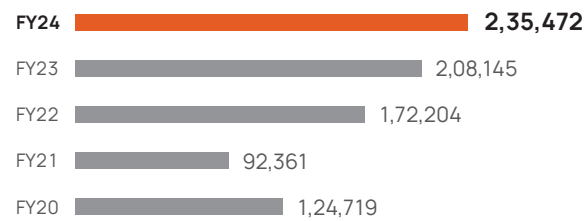
At the core of our business strategy are three fundamental principles: Stability, Scalability, and Sustainability.

Stability provides a strong foundation, ensuring consistent performance and reliability. Scalability enables us to grow and adapt efficiently in a dynamic market. Meanwhile, Sustainability drives our commitment to long-term success by integrating responsible practices and future-focused initiatives. Together, these principles guide our approach, ensuring we remain resilient, adaptable, and forward-thinking.

**MRP Turnover**

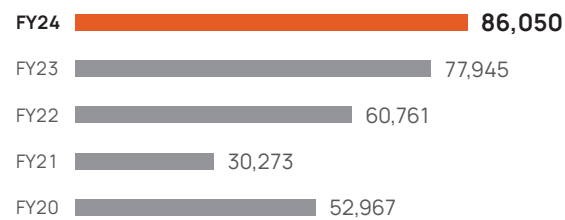
(₹ in Lakh)

↑ 17.2%

**Operating Revenue**

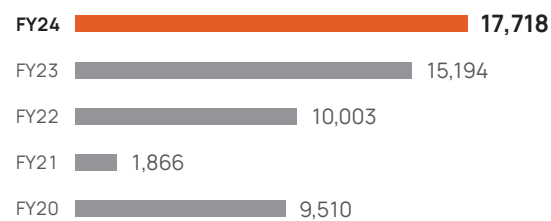
(₹ in Lakh)

↑ 12.9%

**Operating Profit (EBITDA)**

(₹ in Lakh)

↑ 16.8%



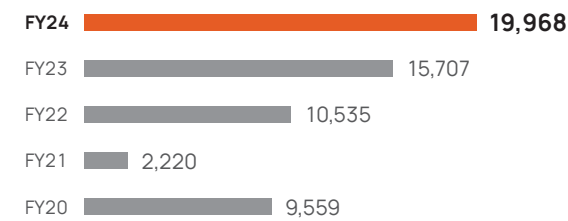
↑ YoY Growth

↑ CAGR

Net Profit Before Tax

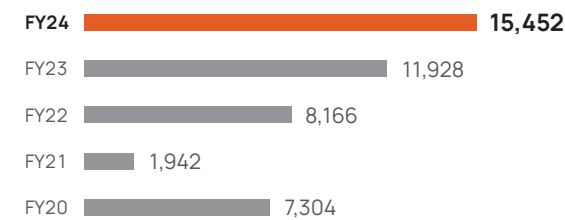
(₹ in Lakh)

↑ 20.2%

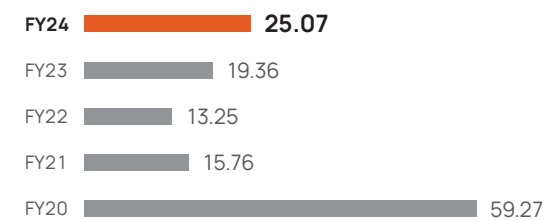
**Profit After Tax**

(₹ in Lakh)

↑ 20.6%

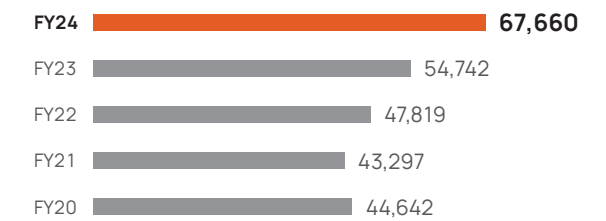
**Earnings Per Share**

(₹)

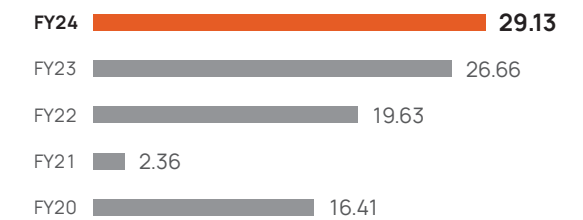
**Net Worth**

(₹ in Lakh)

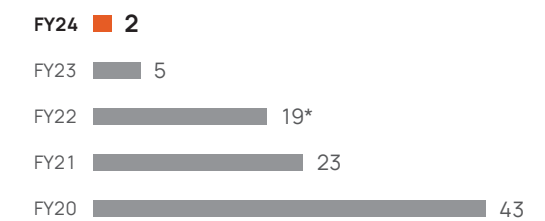
↑ 11.0%

**Return on Capital Employed**

(%)

**Dividend Per Share**

(₹)



*₹10 dividend was declared before the bonus issue and ₹9 dividend declared after bonus issue.

Chairman & MD's Statement

A YEAR OF STRATEGIC TRANSFORMATION AND GROWTH



Our comprehensive brand portfolio and new initiatives have shown promising success within the Indian fashion industry, supported by the inherent strength of our balance sheet.

Kewalchand P. Jain

Chairman & Managing Director

Dear Shareholders,

Past year has been a testament to our resilience and strategic acumen.

Despite facing muted consumer demand and challenging market conditions, we have demonstrated robust financial achievements and positive sales growth. Our strategic initiatives have not only fortified our strong position in the branded apparel and lifestyle segment but have also showcased our commitment to sustained excellence. We are proud of our ability to navigate these complexities and emerge stronger, reaffirming our leadership in the industry.

The Macroeconomic Overview

In FY24, India's economic landscape surged, achieving an extraordinary 8.2% growth, outpacing all other major economies globally. The Reserve Bank remains confident, projecting a steady 7.2% GDP growth for FY25.

The Government of India has unveiled pivotal initiatives to further energize the economy and enhance self-reliance. As a result, India's GDP growth trajectory is set to strengthen, reflecting enhanced macroeconomic stability. By 2027, India is anticipated to overtake Japan and Germany, securing its position as the world's third-largest economy. This economic dynamism has significant implications for the Indian fashion industry. The increased disposable income and burgeoning consumer confidence are driving demand for branded apparel and lifestyle products.



Indian Fashion Industry Overview

The fashion sector is poised to benefit from the government's initiatives, which nurtures innovation, self-reliance, and sustainability. In the Union Budget 2024-25, the allocation for the textiles sector has seen a significant boost, with a year-on-year rise of ₹ 974 crore, bringing the total to ₹ 4,417.09 crore.

As consumers become more brand-conscious, the Indian fashion industry stands on the cusp of unprecedented growth and transformation, ready to set new benchmarks.



KKCL has successfully transformed from a denim-centric brand into a prominent lifestyle brand.

Chairman & MD's Statement

Fashion at the Speed of Youth

The youth of today are increasingly embracing fast fashion, drawn by its trendy, affordable, and ever-changing collections that allow them to express their individuality. Social media platforms and influencers play a pivotal role in shaping their fashion choices, making it easier than ever to stay up to date with the latest styles. This rapid cycle of new trends resonates with the younger generation's desire for instant gratification and their inclination towards frequent wardrobe updates. As a result, fast fashion has become the way forward, catering to the dynamic preferences of the youth and driving a shift in the fashion industry towards more responsive and accessible fashion solutions. We are adeptly navigating the fast fashion landscape through our comprehensive in-house capabilities that span designing, manufacturing, branding, and retailing. By integrating these functions, we ensure a seamless and agile response to emerging trends and consumer preferences.

Performance

In FY24, KKCL has delivered a stellar financial performance, marked by double-digit sales growth and a robust margin profile. Revenue surged by 10.4% to ₹860.5 crore, driven by increased volumes across many product categories, including denims, shirts, t-shirts and accessories. EBITDA followed suit with a remarkable 16.6% increase, reaching ₹177.2 crore, and the EBITDA margin improved to 20.6%. PAT soared by an impressive 29.5%, hitting ₹154.5 crore, with the PAT margin climbing to 17.2%.

₹177.2 Cr

EBITDA

₹154.5 Cr

PAT

Turning KKCL into a Complete Lifestyle Brand

KKCL has successfully transformed from a denim-centric brand into a prominent lifestyle brand by widening our product portfolio across topwear, bottomwear and accessories capitalising on our brand strengths. The introduction of 'Junior Killer', a dedicated kidswear brand coupled with the acquisition of 50% stake in Kraus Casuals Private Limited—operating under the Kraus Jeans brand—further solidifies our position in the women casual wear segment, exemplifies our commitment to creating a comprehensive fashion portfolio gender and age. These milestones not only reflect our evolution into a complete casual wear brand serving across age and gender but also leverage our existing distribution network to capture a larger market share and enhance our reach across diverse consumer segments.

[Read More on Page 20](#)

Commitment to ESG and the Three 'S' of Business

At the core of our business philosophy is our commitment to Environmental, Social, and Governance (ESG) principles, which aligns seamlessly with our belief in the three key 'S' of the business—Sustainability, Stability, and Scalability. We are dedicated to sustainable practices that minimise our environmental impact, from responsibly sourcing materials to optimising our manufacturing processes for energy efficiency.

Stability is maintained through sound governance practices, ensuring that our operations are transparent, ethical, and accountable to all stakeholders. Scalability, the third pillar, is reflected in our strategic growth initiatives that are designed to adapt and expand while maintaining our core values. Together, these principles guide our efforts to create long-term value for our shareholders and contribute positively to society and the environment.

Well Balanced Distribution Coverage

In FY24, we made significant strides in expanding our distribution network, showcasing our strength in the industry. We added 104 new EBOs, and increased our overall EBO count to 488 as of March 31, 2024. With 59 more stores currently under development, our commitment to growth is evident. This strategic expansion not only enhances our market presence but also solidifies our position as one of the top players in the business, ensuring that our brands reach and resonate with an even broader audience.

[Read More on Page 16](#)



Our integration of Kraus Casuals and our focus on the kidswear segment, including the strength of our established menswear focused brands, are expected to drive robust growth.

Way Forward

Looking ahead, we are optimistic about our growth trajectory and remain committed to our mantra of consistent, profitable expansion. Our integration of Kraus Casuals and our focus on the kidswear segment, including the strength of our established menswear focused brands, are expected to drive strong growth. On the distribution front, we will continue to add exclusive brand-focused EBOs, with plans to open 50 to 70 new stores in FY25 to enhance brand visibility and goodwill. We are also set to invest over ₹35 crore to boost our manufacturing capacity, aiming to increase production to 10 million units annually by expanding our facilities in Vapi and Daman. Our in-house manufacturing setup will be optimized for real-time responsiveness and market proximity. Our product strategy will emphasise expanding categories and leveraging our design and merchandising expertise to deliver innovative and differentiated offerings.

To conclude, I want to extend my heartfelt gratitude to all our stakeholders for their continued trust and support in our Company. As we continue this journey together, I am eager to build on our successes and look forward to your ongoing partnership and encouragement.



104
New EBOs

59
Stores Currently under
Development

GROWTH

DRIVING

APPROACH



Marketing Initiatives

STRATEGIC CAMPAIGNS AND UNFORGETTABLE MOMENTS

KKCL's marketing initiative in FY24 was an equally aggressive strategy to ensure that KKCL's brands are part of all forms of marketing mediums targeting TV, print, hoardings, movies, cricket, digital as well as brand's retail touch points.

It was a conscious decision to focus the brand's marketing efforts on retail touch points, with spending extended to include retail marketing and visual merchandising.

Summer Campaign Shoot in Athens, Greece

With Killer as our flagship brand, KKCL began the FY24 with the launch of the Spring-Summer 2023 campaign, shot in Athens, Greece. The objective was to showcase the brand's attitude and appeal to Gen Z and their fun-loving lifestyle.

Launch of KillerNXT

The season also featured the launch of the KillerNXT collection, with a campaign highlighting the brand's colorful and energetic vibes. The campaign was prominently displayed at every retail touch point across the country, using LED window displays to capture attention and showcase the collection.



Killer's Autumn-Winter Campaign

Killer's Autumn-Winter campaign was shot in the picturesque city of Athens, Greece, setting the stage for the brand awareness programme leading up to the festive season. The campaign was strategically deployed across retail touchpoints, enhanced by striking window displays and regional activations. These efforts supported both new and existing stores, empowering business partners to boost visibility and drive awareness for their locations.



In Sync with Bollywood

The other brands of KKCL like Lawman and Integriti also engaged in Hindi Movie Film Association such as BHOLAA and GANAPAT starring Ajay Devgan and Tiger Shroff respectively.

July 23 saw the launch of Spring-Summer 2023 trade show to the business partners showcasing the collection of Killer and Easies by Killer and putting up a teaser show of Junior Killer which was planned to be launch in the coming month.



Marketing Initiatives

Launch of Junior Killer

In September 2023, KKCL chose the perfect moment to launch Junior Killer at a premium hotel in Mumbai. The event featured a vibrant fashion show with fun-loving, energetic kids, highlighting the new brand's collection. This event was both a brand launch and a trade show, allowing business partners to view and book the Junior Killer collection. The launch received positive feedback and a strong response from business partners.

Increasing Brand Visibility

The season also saw the installation of 300+ hoardings spanning across the width and depth of the country. Major national publications like The Times of India, Dainik Bhaskar and Dainik Jagran were also a part of the national print campaign. Other visibility programmes like the college events and festive events were also made a part of the Seasonal marketing plans. One such mega event was the association with Mega Mister North East - 13th Edition where Killer associated as a 'Style Partner' to showcase the brand as fashionable and GenZ.

300+
Hoardings
across the
Country



First Campaign Shot in the Netherlands



Sponsoring the Abu Dhabi T10 League Season 7

In order to create brand awareness, Killer had sponsored Abu Dhabi T10 League Season 7 cricket tournament held in Nov - Dec 23. Killer had Sponsored the Northern Warriors Team branding their Caps with Killer brand logo. The league was broadcast during Prime Time in India, Pakistan, Sri Lanka and Bangladesh and more than 80 countries across the globe.



Appearance in the BharatTex Trade Show

This financial year saw the participation of brand Killer in BharatTex Trade Show organised by consortium of Textile Export Promotion Council (EPCs) and supported by Ministry of Textiles. The objective of this trade show was to present to the industry and showcase a new, young and creative avatar of brand Killer. The stall was designed as a futuristic store design showing selected fashion merchandise with Pure white look to the overall look of the stall design.



Our People

NURTURING GROWTH, INNOVATION AND WELL-BEING

This year, our people strategy remained committed in creating conditions where everyone can thrive.

We have focused on providing security, support, and ample opportunities for growth, ensuring our employees have the tools, resources, and experiences needed to make a meaningful impact.

59

Training Programmes

~3,000

Employees benefitted through Training Programmes

We have implemented comprehensive training programmes to support professional development, promoted diversity and inclusion to guarantee equal opportunities, and prioritized employee well-being. Over the past year, we conducted 59 training programmes, benefiting approximately 3,000 employees. It is crucial that we equip our people to be agile and responsive, enabling them to tackle the most pressing challenges effectively.

211

Total Training Hours



We are dedicated to creating a positive and respectful workplace culture. All employees are expected to uphold our Company's Code of Conduct and remain accountable for their actions and decisions.

We maintain an open-door policy, facilitating regular and transparent communication between employees and management. This openness to feedback, coaching, and performance evaluations ensures that our employees can contribute effectively and enthusiastically to our organisational mission.

2,378

Total Employee Participation

Our approach continues to evolve with an emphasis on enhancing agility and innovation and strengthening our capabilities. Our human resources practices are focused on developing and retaining top talent, nurturing engagement, creating leadership, and driving success through strategic workforce management.



614

Manhours



Board of Directors

GUIDED BY VISIONARIES



Kewalchand P. Jain

Chairman and Managing Director

Mr. Kewalchand Jain, a student of finance and our hands-on manager, was instrumental in introducing the branded apparel segment to KKCL. He oversees the Company's finance functions and is responsible for the overall management of the Company's affairs. He is also the acting Trustee of Jatnobai Karmchandji Ratanparia Chauhan Charitable Trust.



Hemant P. Jain

Joint Managing Director

Mr. Hemant Jain spearheads the Killer, Junior Killer and Easies by Killer brands. He also oversees the retail business of the Company. He is one of the Trustees of Jatnobai Karmchandji Ratanparia Chauhan Charitable Trust.



Dinesh P. Jain

Whole-time Director


Mr. Dinesh Jain manages the manufacturing operations of the Company. His specialisation lies in production, human resources and industrial relations. His leadership ensures optimum utilisation of the Company's production facilities, its personnel and overall development. He is one of the Trustees of Jatnobai Karmchandji Ratanparia Chauhan Charitable Trust.



Vikas P. Jain

Whole-time Director

Mr. Vikas Jain spearheads the LawmanPg3 and Integriti brands, alongside supervising the lifestyle accessories business. He also oversees the retail business of the Company. He is one of the trustees of Jatnobai Karmchandji Ratanparia Chauhan Charitable Trust.



Dr. Prakash A. Mody

Independent Director upto 31st March 2024

Dr. Prakash Mody has a doctorate in Organic Chemistry from University of Mumbai. He pursued Marketing Management from Jambhaji Institute of Management Studies, University of Mumbai and is a graduate alumnus of the Harvard Business School, the Owner Presidents' Management Programme. He is the Non Independent Non Executive Chairman of Unichem Laboratories Limited with rich experience in marketing, research and production.



Nimish G. Pandya

Independent Director upto 31st March 2024

Mr. Nimish Pandya is a renowned lawyer and a founding partner at Pandya Juris LLP, International Lawyers & Tax Consultants and proprietor at Pandya and Co., Advocates and Notary. He is a member of the Bar Council of Maharashtra and was appointed as Notary Public by the Government of Maharashtra in 1993. He specialises in mergers and acquisitions, litigation and arbitration, trust and charities, corporate commercial and financial planning and execution including transaction support and contracts, intellectual property, technology, media and communications and competition and trade, conveyance and real estate and family and personal law. He is the Trustee of Sri Satya Sai Trust, Maharashtra and the Trustee of Sri Satya Sai Education in Human Values Trust. He is also the all India President of Sri Satya Sai Seva Organisation and Vice Chairman of Sri Satya Sai Global Council.



Board of Directors



Yogesh A. Thar

Independent Director upto 31st March 2024

Mr. Yogesh Thar is a member of the Institute of Chartered Accountants of India and a Senior Partner in Bansi S. Mehta & Co., a renowned chartered accountancy firm in Mumbai. He has more than 32 years of experience in business mergers, acquisitions and restructuring, business valuations, corporate taxation and taxation of non-resident citizens and foreign companies. He is a Member of the Direct Tax Committee of the Chamber of Tax Consultants.



Drushti R. Desai

Independent Director upto 27th August 2024

Ms. Drushti Desai is a member of the Institute of Chartered Accountants of India and is one of the partners in Bansi S. Mehta & Co. She brings with her over 21 years of experience in valuation of shares, businesses and intangibles and advisory services on schemes relating to mergers, acquisitions, spin-offs and other forms of corporate restructuring and family settlements, financial and management advice and corporate and individual taxation (income tax, wealth tax and gift tax, among others).



Ushma Sheth Sule

Independent Director w.e.f 20th January 2024


Ms. Ushma Sheth Sule is a Chartered Accountant and a Master of Business Administration with majors in Finance from Kelly School of Business (USA). Ms. Sheth Sule, an investment professional is presently working with the family office fund of late Mr. Rakesh Jhunjhunwala, a well known investor in India and is a part of a small team that manages long-term investments in public markets and private equity in India. Ms. Sheth Sule has worked with Merrill Lynch (USA), Travelocity (USA), Connect Capital Holdings, Mumbai and Ernst & Young (erstwhile Arthur Andersen), Mumbai.



Jayraj S. Sheth

Independent Director w.e.f 20th January 2024

Mr. Jayraj Sheth is a Fellow Member of Institute of the Chartered Accountants of India with over 40 years of diverse work experience. Mr. Sheth has successfully completed executive education programmes on 'Leading Professional Service Firms (PSFs) and on 'Leadership and Change Management' of IIM-Ahmedabad and XLRI, Jamshedpur respectively. He is presently pursuing his interest in Management Consultancy and is engaged in advising PSFs, Start-ups and medium sized enterprises in the core areas of framing strategy, preparing business plans, managing human capital, designing organisation structure, systems and processes and monitoring progress. Mr. Sheth has worked in diverse senior leadership roles with Reliance Group, Ernst & Young, KPMG, TLC Legal, ELP Consultants India Pvt. Ltd.



Paresh H. Clerk

Independent Director w.e.f 20th January 2024

Mr. Paresh Clerk is a member of the Institute of Chartered Accountants of India and is one of the partners in Bansi S. Mehta & Co. He has a rich blend of experience in statutory, internal and tax audit, due diligence for local and international acquisitions and accounting and company law advisory. Mr. Clerk is a member of the Accounting and Auditing Committee of Bombay Chartered Accountants' Society. He has co-authored 'Thumb Rules of Book-Keeping' a book published by Bombay Chartered Accountants' Society (BCAS) and regularly contributes to articles on accounting and auditing published by BCAS, Chamber of Tax Consultants and Tax Sutra.



Vivek K. Shiralkar

Independent Director w.e.f 13th August 2024

Mr. Vivek Keshav Shiralkar aged 65 years is an Attorney at Law. Mr. Shiralkar is a B.A. (Economics) Graduate from Pune University and a Bachelor of Law from Mumbai University and also a Solicitor. He is practising as an Advocate / Solicitor since 1981. Mr. Shiralkar is the proprietor of M/s Shiralkar & Company, Advocates & Solicitors. His areas of expertise include Civil and Commercial litigation, Conveyancing, Corporate law, Real Estate, Arbitration and Mediation. Mr. Shiralkar is a member of Bar Council of Maharashtra and Goa. He is also a member of Incorporated Law Society. Mr. Shiralkar is also a Non Executive Independent Board Member of M/s. Ipca Laboratories Ltd.

Awards & Recognitions

HONOURING OUR ACHIEVEMENTS



Times- Leading Icon 2023 - Kewal Kiran Clothing Limited



Iconic Brands of the year 2023 (Made In India) - Killer



CFO of Kewal Kiran Clothing Ltd was recognized as The Great Indian CFO Leader at 15th Edition CFO Vision & Innovation Summit & Awards 2023.



Economic Times Best Brand 2023 - Killer

STATUTORY REPORTS

Management Discussion and Analysis	44
Directors' Report	56
Corporate Governance Report	80
Business Responsibility and Sustainability Report	104

FINANCIAL STATEMENTS

Standalone	138
Consolidated	216



Management Discussion and Analysis



Economic Overview

Global Economy

According to the International Monetary Fund's July 2024 Report, global growth was 3.3% in CY 2023 and will likely be 3.2% in CY 2024. Though steady, this rate falls short of historical averages, influenced by elevated borrowing costs, the gradual withdrawal of fiscal support, and ongoing geopolitical tensions. Policymakers have recalibrated monetary strategies and rolled out fiscal stimulus initiatives to address these challenges and fortify economic resilience.

World Economic Outlook Growth Projections (Real GDP – Annual Percentage Change)

	2023 ^(E)	2024 ^(P)	2025 ^(P)
World output	3.3	3.2	3.3
Advanced economies	1.7	1.7	1.8
United States	2.5	2.6	1.9
Eurozone	0.5	0.9	1.5
Emerging markets and developing economies	4.4	4.3	4.3
Emerging and developing Asia	5.7	5.4	5.1
China	5.2	5.0	4.5
India	8.2	7.0	6.5

(Sources: World Economic Outlook, IMF)

E – Estimated, P – Projected

In CY 2024, the global economy continues its steady ascent, reflecting the positive momentum of the previous fiscal year. This encouraging trend, however, comes with its set of complexities. Geopolitical tensions in areas like Ukraine and Gaza serve as critical reminders of the need for global awareness. Additionally, persistent core inflation and tight labour markets showcase a robust economic environment, with rising interest rates signalling proactive measures to ensure stability.

Global Growth Trend and Inflation

Global inflation has steadily declined, dropping from 8.7% in 2022 to 6.8% in 2023. Projections indicate further decreases to 5.9% in 2024 and 4.5% by 2025. Advanced economies will likely hit their inflation targets sooner than emerging markets and developing economies. Overall, core inflation will likely decline at a more gradual pace. Despite significant interest rate hikes by central banks to restore price stability, the global economy has demonstrated remarkable resilience. In FY 2023-24, headline inflation in most economies neared pre-pandemic levels, marking a significant milestone since the onset of the global inflation surge. As global inflation receded from its peak, economic activity continued to grow steadily, defying earlier warnings of stagflation and a worldwide recession. (Source: IMF)

Outlook

Projections suggest that the global economy will sustain its growth pace in 2024 and 2025, mirroring the performance

seen in 2023. Both headline and core inflation will likely decline steadily. However, the anticipated global growth for these years remains below the historical average of 3.8% due to tight monetary policies, reduced fiscal support, and sluggish productivity growth. Advanced economies will likely see a modest growth increase, driven mainly by a recovery in the Eurozone following low growth in 2023. In contrast, emerging markets and developing economies will likely maintain stable growth through 2024 and 2025, although with regional variations.

Domestic Economy

Despite a challenging global landscape, the Indian economy grew by 8.2% in FY 2023-24, making it the fastest-growing major economy in the world. Various high-frequency indicators highlight the robustness of the domestic economy. Goods and services tax (GST) collections for March 2024 witnessed the second highest collection ever at ₹1.8 lakh crore, marking an impressive YoY growth of 11.5%. The purchasing managers index (PMI) for manufacturing surged to a 16-year high, while the unified payments interface (UPI), India's primary digital payments system, recorded its highest transaction volume since its launch in 2016. In the industrial sector, manufacturing gross value added (GVA) accelerated, benefitting from the boost to corporate profitability provided by an easing of input costs.

The sustained momentum in mining and electricity generation also supported industrial activity. The government's push to

capital expenditure gained infrastructure and capital goods production. The consumer non-durables segment led the recovery in the production of consumer goods. The recovery in consumer goods was volume-driven, with growth in rural demand catching up with the urban segment. Urban consumption indicators also show robust performance. The government has launched several key initiatives to boost the economy and promote self-reliance. Stimulus packages support sectors facing economic challenges, while the Atmanirbhar Bharat campaign focuses on enhancing domestic manufacturing growth. Efforts to attract foreign investment include permitting 100% foreign direct investment (FDI) in single-brand retail through the automatic route, aiming to streamline business processes and strengthen the Make in India initiative. (Source: RBI)

Headline Inflation

Inflationary pressures moderated unevenly during 2023-24, reflecting the combined impact of calibrated monetary tightening, easing input cost pressures and supply management measures. Headline inflation softened to 5.4% during 2023-24 from 6.7% in the previous year, driven by the fall in core inflation (consumer price index excluding food and fuel) to 4.3% from 6.1%. As of March 31, 2024, headline inflation has eased to 4.8%, a marked improvement from the previous month's forecast of 5.1%, though it still exceeds the 4% target. In rural areas, inflation was 4.8% at the end of April 2024, outpacing the urban rate of 4.1% by 0.7 percentage points. Food inflation held steady at 8.6% in April, continuing the trend from previous months, with food price volatility continuing to cloud future inflation prospects. The disinflation process is encountering hurdles due to ongoing food price volatility, potentially destabilising the anchoring of inflation expectations. Nonetheless, the robust growth momentum and India's GDP projections for 2024-25 offer the policy room needed to focus on maintaining price stability. (Sources: RBI | PIB | NCAER)



Outlook

The outlook for the Indian economy remains bright, underpinned by a sustained strengthening of macroeconomic fundamentals. The Reserve Bank of India (RBI) has upheld its GDP growth forecast at 7.2% for FY 2024-25. Looking ahead, India is on track to become the world's third-largest economy by 2030, surpassing Germany and Japan. The future growth drivers include robust domestic consumption, robust structural demand, improved health in both the corporate and banking sectors, significant infrastructure investments and ongoing digitalisation. The government's continued thrust on capex while pursuing fiscal consolidation and consumer and business optimism augur well for investment and consumption demand, and with the implementation of comprehensive strategic reforms, India is well-positioned for sustained economic advancement. (Source: Economic Times)

Industry Overview

Indian Retail Market Overview

India's retail sector is a global powerhouse, ranking fourth in market size and contributing over 10% to the nation's GDP. With a current valuation of \$1 trillion, this industry is among the most dynamic and competitive sectors. It is set for extraordinary growth, projected to achieve a compounded annual growth rate (CAGR) exceeding 13% by 2027, and expected to reach a staggering \$2 trillion valuation within the next decade. For 2024, the retail sector will likely grow 10-13%. In B2C e-commerce, India's market size will likely soar with an impressive CAGR of 27% from 2019 to 2024. Organised retail in India has consistently outperformed the broader sector, although recent performance has faced potential hurdles. Key factors shaping the growth trajectory include:

- Evolving consumer spending habits
- The rise of the middle class
- A shift towards premium products
- Increasing urbanisation
- Expanded supply chains
- Changing channel preferences

\$1 Tn

Indian retail market size

10%

Contribution to India's GDP

\$2 Tn

Projected Indian retail market size by 2034

(Sources: Statista | Indian Retailer | Global Data)

Indian Fashion Industry Overview

The Indian Fashion Industry

The fashion industry in India spans various segments, such as apparel, footwear, accessories, jewellery, and cosmetics. Among these, apparel emerged as the leading segment, contributing significantly to the overall market value in 2023.

Indian Fashion Industry		
Apparel	Footwear	Accessories
\$106 Bn	\$26 Bn	\$98 Bn

(Sources: Research and Markets | Statista)

Indian Apparel Industry Overview

India's apparel market will likely generate \$106 billion in revenue by 2024, with a CAGR of 3.8% from 2024 to 2028. The women's apparel sector dominates this market, projected to be valued at \$51 billion in 2024. By this time, non-luxury items will likely account for 99% of apparel sales in India. A notable trend in the market is the increasing demand for sustainable and ethically produced clothing, driven by a growing consumer awareness and a shift towards more conscious purchasing decisions. (Source: Statista)

Fast-fashion Market

Amid a year of sluggish consumption, fast fashion stood out as a remarkable exception, becoming one of the few thriving sectors in India's retail landscape. While the overall fashion industry in India experienced a modest YoY growth of approximately 6% in FY 2023-24, fast fashion surged ahead with an impressive growth rate of 30-40%. Despite this robust performance, the journey of fast fashion in India is just beginning. Currently valued at around \$10 billion, India's fast-fashion market is still over three times smaller than one of the largest fast-fashion brands globally. With vast potential for expansion, projections indicate that fast fashion in India could evolve into a colossal >\$50 billion market by FY 2030-31. (Source: Red Seer Report)



Online Retail

India will likely ascend to the world's to the position of the world's third-largest online retail market by 2030. While currently dominated by unorganised retail, the sector is on the cusp of a major transformation within the next three to five years.

What Constitutes Fast Fashion?

- Timely trend identification
- Rapid prototyping and production
- Nimble supply chain
- Attractive pricing
- Effective customer engagement

\$350 Bn

Projected value of India's e-commerce market by 2030

According to a report by Invest India, e-commerce will likely experience exceptional growth due to near-total internet penetration and an increase in mobile internet use. By 2024, online retail will likely make up approximately 10.7% of India's retail market. The Indian e-commerce market, valued at \$113 billion in 2024, will likely skyrocket to \$299 billion by 2029, reflecting a robust CAGR of 21.5%. (Sources: Economic Times | Business India | Mordor Intelligence | Invest India | Statista)



Growth Drivers

- Rising income levels
- Surge in online purchases
- Expansion of rural market consumption
- Young millennial demographics
- E-commerce growth in tier-II and III cities
- Enhanced internet accessibility
- Increasing digital consumer base

Company Overview

With over four decades of experience in fashion, our Company, Kewal Kiran Clothing Limited (KKCL), stands as an example of homegrown success. We have seamlessly blended domestic roots with an international flair, evolving alongside the ever-changing denim culture. Our integrated approach encompasses in-house designing, manufacturing, branding, and retailing, ensuring a cohesive and efficient process. Our extensive distribution network spans exclusive brand outlets (EBOs), large-format stores (LFS), e-commerce platforms, and traditional multi-brand outlets (MBOs), cementing a robust presence across India. Building on our strong foundation in men's fashion, we have expanded into kid's and women's wear, creating a comprehensive portfolio catering to all ages and genders.

Our Brands

Today, we are proud to have transcended our origins as a denim-centric brand, evolving into a complete lifestyle brand Company that resonates across multiple fashion categories. At the heart of our strategy lies a belief in the power of branding to ignite aspiration, command a premium, and create deep

consumer loyalty. Brands with high recall value are invaluable assets, granting us a distinct edge in the market. Our offerings span a broad spectrum of categories, encompassing apparel and accessories through a robust portfolio of proprietary brands. These brands are strategically positioned across various market segments, including premium luxury, premium mid-market, and premium mass market, as well as specialised fashion and partywear segments catering to diverse product needs and price points. Some of the significant brands of our Company are as follows:

- **Killer:** The Company's flagship brand, Killer imbibes in it the cool confidence of today's youth, giving them a bold character. Killer is an influential and iconic brand and one of India's established and well-regarded brands. It contributed more than 60% of total income from sales of apparel and lifestyle accessories.
- **Integriti:** Reflecting and resonating with the ambition and energy of youth, Integriti offers a credible, trusted value proposition across work and casual wear and helps offer a product range to a different price segment. Integriti is Company's second-largest brand.
- **Lawman Pg3:** A glamorous lifestyle brand, Lawman Pg3 specialises in trendsetting partywear for young adults. The brand plays a unique role in bringing the glamour quotient to the fashion wardrobe.
- **Easies by Killer:** A blend of classic and contemporary preferences, Easies by Killer is reshaping corporate fashion in India through its semi-formal menswear made from the most premium fabrics and linen. Easies by Killer is a well-established brand known for its collection of chinos and shirts. It has a dedicated customer following, supported by the increasing trend of semi-formal wear.
- **Junior Killer:** Junior Killer is a high-street fashion brand that redefines the fashion landscape by offering thoughtfully crafted designs that meet the end-to-end wardrobe needs of young boys aged 4 to 16. Its extensive range of clothing options across casual, sports, and classic meticulously meets the unique needs and preferences of today's discerning young boys.

Product-wise Sales

With the transformation to a lifestyle brand company, we have moved our key focus towards increasing our product categories, thereby capitalising on the brand value. Today, the Company's product portfolio comprises a mix of quality bottomwear and topwear products spread across jeans, trousers, shirts, t-shirts, jackets, and pullovers. The recent acquisition of Kraus Jeans and our recent foray into kids wear segment will further expand our product portfolio to evolve into a complete casual wear brand catering to the entire family. Some of the key products of our Company that drove sales in FY 2023-24 are as follows:

- **Jeans:** Jeans sales stood at ₹45,246.30 lakhs, contributing 52.91% of the total income from sales of apparel and lifestyle accessories in FY 2023-24 compared to ₹39,630.35 lakhs in the previous year, contributing 51.19% of the total income from sales of apparel and lifestyle accessories. The Company's jeans sales genuinely reflect the brand's value and prowess in the denim industry.
- **Shirts:** Shirt sales stood at ₹18,614.32 lakhs in FY 2023-24 compared to ₹16,651.85 lakhs in the previous year. Shirts contributed 21.77% of total income from sales of apparel and lifestyle accessories revenues compared to 21.51% last year.
- **Trousers:** Trousers sales stood at ₹6,485.67 lakhs in FY 2023-24 compared to ₹6,746.42 lakhs in the previous year. Trousers contributed 7.58% of total income from sales of apparel and lifestyle accessories revenues compared to 8.71% last year.
- **T-shirts:** T-shirt sales stood at ₹4,345.78 lakhs, contributing 5.08% of the total income from sales of apparel and lifestyle accessories in FY 2023-24, up from ₹3,706.64 lakhs in FY 2022-23, which accounted for 4.79% of the total income from sales of apparel and lifestyle accessories in the previous year.

Sales and Distribution Channel

KKCL thrives on a multifaceted distribution strategy that strategically balances a diverse network of channels. The Company expertly navigates a landscape comprising both directly operated and franchised-run exclusive brand outlets (EBOs) alongside a robust presence in large format stores (LFSs) and multi-brand outlets (MBOs) across varied formats. This extensive distribution model fuels sales growth and adeptly manages inventory and payment risks. Our commitment to traditional distribution channels has been a cornerstone of its profitability and long-term success, strengthened by enduring partnerships with channel associates. Embracing modern demands, we have adopted a strategic approach to digital integration and increased footprint in national chain lifestyle stores, ensuring optimal visibility while balancing sales and profit margins. Our expanding EBO network and growing presence in LFS channels have significantly enhanced brand visibility across India. The focused expansion of brand-focused EBOs, both Company-operated and franchised-operated, serves dual purposes: diversifying revenue streams and amplifying brand awareness.

Additionally, while concentrating on the domestic market, KKCL maintains a steady share in the export sector, reinforcing its international footprint. We operate across 23 states and three union territories in India, reaching over 328+ towns and cities and extending our reach to select international markets. Our expansive distribution network features 488 exclusive-brand outlets (EBOs), of which we have over 325 dedicated Killer EBOs and a substantial presence in multi-brand

outlets (MBOs) serviced through more than 80 distributors, collectively covering over 3,000 MBO stores. Additionally, we are well-represented in the large format store (LFS) segment, partnering with prominent retailers such as Reliance Retail, Max Fashion, Shoppers Stop, Lifestyle and the like, showcasing our products across 2,000+ counters. We classify our channel-wise sales performance into two significant categories: retail, which constitutes sales from EBO and LFS channels, and non-retail, which constitutes sales from MBO, factory retail, exports, and e-commerce sales. In FY 2023-24, the retail channel contributed 46.96% of total income from apparel and lifestyle accessories sales, against 48.06% in the previous year. Non-retail channels contributed 53.04% of total income from apparel and lifestyle accessories sales against 51.94% last year.

Performance Overview Revenues

Despite muted consumer demand and challenging market conditions, the Company demonstrated resilient revenue performance with positive sales growth. Our revenues from operations for FY 2023-24 grew by 10.4% to ₹86,049.86 lakhs compared to ₹77,945.34 lakhs in FY 2022-23, primarily driven by volume growth.

Costs

- **COGS:** Our costs of goods sold (COGS), which includes costs of material consumed, purchase of stock in trade, change in inventories of finished goods, work in progress and stock in trade and manufacturing and operating expenses, stood at ₹48,714.88 lakhs in FY 2023-24 compared to ₹44,886.76 lakhs in the previous year. The COGS percentage to revenues from operations improved to 56.61% in FY 2023-24 compared to 57.59% in FY 2022-23, nearly an improvement of 100 bps, primarily due to a fall in manufacturing and operating expenses.



- **Employee Benefit Expenses:** Employee benefit expenses increased to ₹10,530.71 lakhs in FY 2023-24 from ₹9,786.28 lakhs in FY 2022-23, with a rise of nearly 7.61% which was primarily led by increases in salary, wages, and allowances.
- **Selling and Distribution Expenses:** Selling and distribution expenses decreased by 1.55% to ₹4,376.25 lakhs in FY 2023-24 from ₹4,445.04 lakhs in FY 2022-23, primarily because of rationalisation in advertisement and publicity expenses. Selling and distribution expenses as a percentage of revenues from operations stood well within our targeted range, at 5.09% in FY 2023-24 compared to 5.70% in FY 2022-23. We carried out marketing campaigns from outdoor hoardings to movie brand associations, as part of focused branding and advertisement initiatives.
- **Administrative and Other Expenses:** Administrative and other expenses increased stood at ₹4,710.13 lakhs in FY 2023-24 compared to ₹3,632.85 lakhs in FY 2022-23, an increase of 29.65%, primarily due to an increase in legal and professional fees and provisions for bad debts and conveyance expenses. Administrative and other expenses as a percentage of revenues from operations increased from 4.66% in FY 2022-23 to 5.47% in FY 2023-24.

Profitability

- **EBITDA (Operating Profit) and EBITDA Margin (Operating Profit Margin):** Earnings before interest taxes, depreciation, and amortisation (EBITDA), excluding other income, increased to ₹17,717.89 lakhs in FY 2023-24 compared to ₹15,194.41 lakhs in the previous year. The EBITDA margin stood at 20.59% compared to 19.49% in the previous year, an improvement of 110 bps. This is primarily because of the positive impact of the reduction in COGS and lower spending on selling and distribution expenses.



- **Profit Before Tax (PBT):** PBT increased to ₹19,967.96 lakhs in FY 2023-24 compared to ₹15,707.40 lakhs in FY 2022-23, reflecting a growth of 27.12% YoY. PBT as a percentage of total income increased from 19.64% in FY 2022-23 to 22.25% in FY 2023-24.
- **Profit After Tax (PAT)/Net Profit:** On the back of an all-around impressive performance, we reported a yearly increase in our net profit. The profit after tax increased to ₹15,452.24 lakhs in FY 2023-24 against ₹11,928.10 lakhs in FY 2022-23. Net profit as a percentage of total income rose to 17.22% in FY 2023-24 compared to 14.92% in FY 2022-23.
- **Earnings Per Share (EPS):** The EPS for the year was ₹25.07 compared to ₹19.36 in the previous year, a healthy growth of 29.54%.
- **Return on Capital Employed (RoCE):** The RoCE for FY 2023-24 stood at 29.13%.
- **Return on Net Worth (RoNW):** The Company's RoNW stood at 25.25% in FY 2023-24 compared to 23.26% in FY 2022-23. The rise in RoNW compared to the previous financial year was primarily due to better operating sales and resultant profitability.

Financial Position and Cash Flows

Our primary liquidity and capital resources sources are cash generated from operating activities. Our primary requirements for liquidity and capital are working capital and general corporate needs, including costs towards material consumed, manufacturing and operational expenses, selling and distribution expenses and employee benefit-related expenses. The Company's financial risk profile will likely remain healthy due to comfortable debt metrics and adequate liquidity backed by existing cash reserves as of March 31, 2024. The Company continues to have sufficient liquidity of ₹39,462.58 lakhs as of March 31, 2024, in the form of cash and cash equivalents, bank balance and current and non-current investments against zero non-current term debt and current debt of ₹247.81 lakhs. The Company has a robust financial position with a net cash balance (cash and investments minus borrowings) of ₹39,214.77 lakhs. The Company has a comfortable interest coverage ratio of 23.15 as of March 31, 2024, compared to 2.92 as of March 31, 2023. Our debt-equity ratio of 0.03x as of March 31, 2024, against 0.12x as of March 31, 2023, showcases the excess cash the Company can maintain consistently. The Company intends to utilise excess cash to explore any market opportunities that may add value across the Company's value chain.

The overall improvement was due to higher profitability backed by an improved performance compared to the previous year. The Company maintained reasonable control of the net working capital cycle with an emphasis on enhancing collections and inventory management. Debtor days pegged

to operating revenues stood at 86 days, and the debtors turnover ratio stood at 4.62 in FY 2023-24 compared to 4.57 in FY 2022-23. The inventory turnover ratio was 6.95 in FY 2023-24 compared to 5.60 in FY 2022-23. The current ratio stood at 4.79 in FY 2023-24 compared to 2.56 in FY 2022-23. Furthermore, on account of impressive performance, the Company has declared a total dividend per share for FY 2023-24 to ₹2.00 per share.

Credit Rating

CRISIL has reaffirmed the Company's debt rating as AA-/Stable (high degree of safety), enabling superior credit terms from the financial market and banks.

Key Trends of the Indian Fashion Industry

- **Sustainable Fashion:** A significant shift towards eco-friendly and ethically produced clothing was evident, driven by rising consumer awareness and demand for sustainable practices.
- **Growth of Fast Fashion:** Despite overall slow consumption, fast fashion emerged as a standout segment, experiencing substantial growth of 30-40% compared to the broader fashion market's 6% increase.
- **Expansion of Online Retail:** The online fashion segment saw accelerated growth, with more consumers turning to digital platforms for shopping, reflecting the broader trend towards e-commerce.
- **AI-led Analytics:** AI-driven analytics transforms Indian retail by delivering profound insights into consumer behaviour, preferences, and emerging market trends.
- **Increasing Influence of Gen Z:** The preferences of younger consumers, especially Generation Z (Gen Z), began to heavily influence fashion trends, emphasising individuality, casual wear, and brand authenticity.
- **Rise in Disposable Incomes:** Growing income levels contributed to increased spending, with consumers willing to invest in premium and fast fashion.
- **Regional Market Diversification:** There was notable expansion into tier-II and tier-III cities, driven by rising disposable incomes and increased internet penetration in these regions.

Opportunities

- **Growing Earnings:** As income levels increase across various demographics, more consumers can spend on fashion, fuelling demand for diverse and premium apparel.
- **Expanding Digital Presence:** The growth of e-commerce and digital platforms presents opportunities for fashion brands to reach a wider audience and effectively leverage online sales channels.



- **Focus on Sustainability:** Increasing consumer awareness and demand for sustainable and ethically produced clothing offer a chance for brands to innovate with eco-friendly practices and materials.
- **Growth in Rural Markets:** Expanding fashion retail into rural and semi-urban areas taps into new consumer bases, driven by increasing internet penetration and rural income growth.
- **Young Consumer Base:** The large and growing millennial and Gen Z populations represent a significant market for fashion brands to target with personalised and trendy offerings.
- **Local Artisanal and Traditional Fashion:** There is a rising interest in traditional and artisanal fashion, presenting opportunities for brands to capitalise on unique, culturally resonant products.
- **Technological Integration:** Adopting AI, virtual try-ons, and data analytics technology can enhance customer experiences and operational efficiencies in fashion retail.
- **Collaborations and Partnerships:** Strategic alliances with influencers, designers, and international brands can drive brand visibility and expand market reach.
- **Enhanced Retail Formats:** Innovative store formats, including experiential and omni-channel retail strategies, offer opportunities to engage customers and enhance the shopping experience.

Challenges

- **High Competition:** Numerous local and international brands create intense competition, driving pricing pressures and necessitating continuous innovation.
- **Cost of Raw Materials:** Volatility in the prices of raw materials, including fabrics and accessories, can affect profitability and pricing strategies.
- **Regulatory Compliance:** Navigating complex regulatory frameworks, including import/export regulations and environmental standards, can be challenging and resource-intensive.
- **Sustainability Concerns:** The push towards sustainable and ethical fashion requires significant investments in eco-friendly practices, which can be challenging for smaller or less established brands.
- **Consumer Preferences:** Rapidly changing fashion trends and consumer preferences necessitate constant brand adaptation and responsiveness.
- **Infrastructure Limitations:** Limited infrastructure in certain regions, particularly in rural and semi-urban areas, can hinder efficient distribution and retail operations.
- **Counterfeiting and Piracy:** The proliferation of counterfeit products and intellectual property theft can erode brand value and customer trust.
- **Economic Fluctuations:** Economic downturns and inflationary pressures can impact consumer spending and overall market demand.
- **Digital Transformation:** The industry faces ongoing challenges in attracting and retaining skilled talent, managing labour costs, and ensuring fair working conditions.
- **Workforce Management:** Attracting and retaining skilled talent, managing labour costs, and ensuring fair working conditions are ongoing challenges for the industry.
- **Market Saturation:** With a growing number of brands entering the market, standing out and maintaining a unique value proposition becomes increasingly challenging.

Risks and Concerns

As a discretionary expense, fashion wear is highly sensitive to inflationary pressures. Increased inflation can dampen consumer confidence and reduce discretionary spending over time. The growing competition in the fashion sector has led to intensified pricing pressures. Additionally, the influx of foreign brands into the Indian market has escalated advertising and promotional costs, challenging the Company to sustain its market visibility. The branded apparel industry demands continuous innovation to stay ahead of fashion trends and evolving consumer preferences. Failure to align with these

trends and maintain competitive pricing may result in unsold inventory or diminished stock value. KKCL's comprehensive business model encompasses design, manufacturing, sourcing, distribution, logistics, and retail. Our in-house design team meticulously tracks national and international fashion trends to create innovative products that resonate with consumers. By integrating design, merchandising, marketing, and procurement efforts, we are adept at developing unique and appealing products that meet market demands. Our state-of-the-art manufacturing facilities further ensure high-quality production and timely delivery.

Key Risks and their Mitigation

- **Credit Risk:** Credit risk is the possibility that a counterparty may fail to fulfil its financial obligations. We extend credit for periods ranging from 60 to 95 days to various retail partners, including franchisee-operated outlets, large chain stores, multi-brand stores, and online retailers. This exposure creates uncertainties regarding the timely collection of outstanding amounts. To manage credit risk, we rigorously monitor the creditworthiness of our debtors using internal systems that set defined credit limits. We continuously assess credit risk for overdue receivables and implement internal controls to manage recoverability. We make provisions for expected credit losses and undertake measures, such as requiring bank guarantees or security deposits from channel partners to help mitigate risks.



Delays or defaults in payments by our partners could adversely affect profit margins and cash flow.

- **Commodity Risk:** Commodity risk arises from fluctuations in raw material prices, which are a significant expense for our operations. We avoid long-term vendor contracts and rely on periodic purchase orders and price negotiations. Raw material costs can vary due to factors beyond our control, such as economic conditions, seasonal changes, environmental issues, and government regulations. Price and availability fluctuations of raw materials can impact our business operations, cash flow, and financial performance.
- **Inflation Risk:** India has recently seen variable inflation rates, complicating cost estimation and management. Rising raw material costs, driven by inflation, increased employee benefits, and other expenses, may affect our financial stability if we cannot pass on these costs to the consumers. The apparel sector, known for its price-deflationary trends, often maintains stable prices despite inflation. Thus, controlling costs is crucial for maintaining desired profit margins.

Technology

We recognise the critical importance of robust IT infrastructure and staying updated with technological advancements to ensure optimal operational efficiencies and productivity. We remain focused on building and improving our IT capabilities while creating innovation across all our processes. Therefore, we have implemented various technological initiatives throughout our operational network to boost efficiency. We utilise Logic ERP as an end-to-end solution that addresses most of our operational and financial areas, including:

- **Procurement:** This module handles everything from raising purchase orders to the receipt (GRN) of raw materials, semi-finished, and finished goods, and posts related accounting entries for purchases.
- **Order Processing/Billing:** In this module, sales-generated by reservation/delivery orders, converted to ready-for-dispatch (RFD) status and eventually invoiced. The module also includes the generation of e-way bills and e-invoices.
- **Production:** This module manages the entire production process, from generating job orders based on sales orders to moving production lot sizes through various stages like cutting, stitching, washing, and finishing. It tracks the conversion of semi-finished goods to finished products and their segregation into fresh, seconds, or damaged categories. We then transfer the goods to the warehouse for order processing. The module records the issuance of raw materials for each process, tracks the quantity and value, generates tailor payments, and links with the payroll module for wage calculation.



- **Payroll:** The payroll module processes and generates staff salaries and worker wages. It integrates with the production module to automatically calculate wages based on predefined rates and completed lots. Attendance data for salary processing is pulled from the Cossec attendance management software.
- **Finance and Accounts:** This core module integrates with all other modules, posting all related accounting entries automatically. It supports trial balance generation and balance sheet data management, providing comprehensive financial oversight.
- **Warehouse Management System (WMS):** The latest addition, this module enhances warehouse management by organising the warehouse for efficient order processing and inventory management. It optimises racking and stacking of materials to reduce time spent in locating items and ensures accurate and timely delivery of goods.
- **IT Infrastructure for B2B and B2C Operations:** Besides the core ERP modules, the Company has separate systems for B2B (distribution channel) and B2C – POS (retail channel) operations, which operate independently with offline connectivity to the core module. These systems manage sales and inventory for both channels and include features such as schemes and offers, online discount approval via mobile app, and e-invoicing. Franchisees and distributors can also opt for the accounts module if needed.



- **RPA (Robotic Process Automation):** Our Company has introduced RPA across departments. This cutting-edge technology helps to complete repetitive or monotonous task automatically, ensuring accuracy also saving on time and cost.

Furthermore, we have invested in a robust hardware and network infrastructure, featuring multiple layers of security, including firewalls and endpoint security measures like antivirus software. Our network includes several layers of switches and devices managed within an active directory environment. We maintain a disaster recovery (DR) facility using ARC server tools to ensure business continuity. These technological advancements have enabled us to expand our operations quickly and efficiently. As we implement these initiatives, we expect to streamline operations further, reduce operational expenses, and drive revenue growth.

Human Resources

Our employees are the cornerstone of our success, driving our competitive edge in the industry. With a highly motivated and professional team, our performance is a testament to their dedication and expertise. Recently, we have focused on significantly strengthening our workforce to support our expanding retail operations and integrating professionals to execute our renewed growth strategy. Seasoned professionals with extensive industry experience led to this strategic expansion of our sales and exclusive brand outlets (EBOs). The foundation of our business relies on our ability to attract,

train, and retain frontline associates, as well as managerial and creative talent. We are committed to being an equal opportunity employer, nurturing diversity within our workforce. Our culture and environment seek to empower our human resources, allowing them to leverage their skills, knowledge, and leadership abilities to drive our operational growth. To enhance employee morale, we have improved internal communication mechanisms and aligned our team with our strategic vision and initiatives, promoting a culture of business excellence. Retaining and developing top talent remains a key focus. We invest in building organisational competence through comprehensive training and development programmes and a competitive compensation structure that rewards high performance. Our compensation packages include salaries, allowances, performance-linked bonuses, and benefits such as insurance coverage and paid leave. We also promote inclusivity through initiatives and a robust rewards and recognition program that acknowledges employees based on their contributions and impact. Maintaining excellent industrial relations at our manufacturing facilities and upholding high workplace health and safety standards are ongoing commitments. Our human resource policies attract talented and qualified individuals who integrate seamlessly into our dynamic workforce, regardless of their seniority, department, or location. We emphasise regular feedback and facilitate interactions between new employees and senior management. Through benefits like insurance coverage and paid leaves, our comprehensive compensation packages are complemented by medical and accident insurance along with wellness and physical health programmes. As of March 31, 2024, we employed 1,701 individuals. We also engage third-party personnel companies to provide contract labour, supporting our seasonal needs during large-scale product launches, festive periods, and discount campaigns. The number of contract labourers varies, adapting to the nature and scope of work contracted to independent contractors.

Internal Control Systems and their Adequacy

Robust internal control systems are essential for safeguarding shareholder value and managing risks over the long term. The Company is committed to making prudent, balanced decisions aligned with our risk appetite and strategic framework. We have established a comprehensive risk management framework supported by a suite of policies, procedures, and governance structures designed to address the complexities and scale of our operations. Our internal controls aim to ensure efficient management of operations, protection of assets, optimal resource utilisation, and reliability of financial reporting. These systems are regularly reviewed and rigorously tested to cover all aspects of our business.



The Company has engaged a reputable chartered accountancy firm to perform internal audits. The Audit Committee of the Board of Directors plays an active role in evaluating the effectiveness of internal controls and recommending improvements. Our management information system is integral to our control framework, and we continuously enhance our risk management and internal control practices by refining our policies and adopting advanced tools.

Cautionary Statement

This discussion contains certain forward-looking statements within the meaning of applicable securities laws. Readers are cautioned not to rely on these forward-looking statements, which reflect management's analysis describing our objectives and expectations based on certain information and assumptions. Our operations depend on various internal and external factors within and outside the control of the management. We assume no responsibility regarding the forward-looking statements herein, which may undergo changes in the future on the basis of subsequent developments, information or events. Actual results may differ from those expressed or implied herein.

Key Components of the Internal Control System

- **Business Planning and Review:** Establishing and periodically reviewing business plans to ensure alignment with strategic goals.
- **Risk and Opportunity Identification:** Continually assess key risks and opportunities to anticipate potential challenges and capitalise on growth prospects.
- **Organisational Structure and Financial Authority:** Clearly defined organisational roles and financial authority limits to streamline decision-making and accountability.
- **Strengthening Controls:** Ongoing identification and enhancement of areas requiring improved internal controls.
- **Operational Procedures:** Implementing procedures to ensure efficient and effective business processes.
- **Compliance Monitoring:** Systems in place to monitor adherence to statutory regulations and industry standards.
- **Evaluation Principles:** Well-defined criteria for assessing new business proposals and capital expenditures.
- **Management Information System:** A robust system providing accurate and timely information to support decision-making and operational oversight.
- **Internal Audit and Review:** Efficient internal audit mechanisms supplemented by management reviews and documented policies.



Directors' Report



To

The Members,

Your Board of Directors are pleased to present the 33rd Annual Report together with the Audited Accounts of the Company for the year ended March 31, 2024.

FINANCIAL SUMMARY & HIGHLIGHTS (STANDALONE)

(₹ In lakhs)

Sr. No.	Particulars	Year Ended March 31, 2024	Year Ended March 31, 2023
1	Net Sales/Income from operations	86,049.86	77,945.34
2	Other Income	3,697.00	2,024.56
3	Total Expenditure	69,778.90	64,262.49
4	Gross profit (Before deducting any of the following)	21,414.89	17,218.98
a.	Finance charges	435.94	638.53
b.	Depreciation/Amortization	1,010.99	873.04
c.	Tax provision	4,515.72	3,779.31
5	Net profit for the Period	15,452.24	11,928.10
6	Other Comprehensive Income	(69.40)	(75.61)
7	Total of Comprehensive Income (net of tax)	15,382.84	11,852.49
8	Profit b/f from previous years	35,539.54	28,784.51
9	Appropriation of profit	2,465.01	4,930.02
i)	Dividend on equity shares	2,465.01	4,930.02
ii)	Transfer to Business Progressive fund	-	-
10	Dividend (in ₹) per ordinary share (Post Bonus Issue)	2	5
11	Paid up Equity capital	6,162.52	6,162.52
12	Reserves except revaluation reserve	15,872.38	12,872.38

OVERALL PERFORMANCE AND STATE OF COMPANY AFFAIRS

Financial Year 2024 was marked by resilient financial performance and strategic initiatives that have reinforced the strong position of the Company in the branded apparel & lifestyle segment. The Company demonstrated positive sales growth despite muted consumer demand and tough market conditions. The Company achieved operating revenues of ₹ 86,049.86 lakhs in FY 2024 as against ₹ 77,945.34 lakhs in FY 2023, registering an impressive growth of 10.40% y-o-y backed by an impressive margin profile with EBITDA of ₹ 17,717.89 lakhs in FY 2024 as compared to ₹ 15,194.41 lakhs in FY 2023. EBITDA margin stood at 20.59% in FY 2024 as compared to 19.49% in FY 2023, an improvement of nearly 110 bps. The profit after tax crossed the ₹ 150 crore mark and increased to a high of ₹ 15,452.24 lakhs in FY2024 as against ₹ 11,928.10 lakhs in FY2023, a robust increase of 29.54% on the back of an impressive all-round performance. Net Profit Margin rose to an impressive 17.22% in FY2024 as compared to 14.92% in FY2023.

OVERVIEW OF INDUSTRY AND IMPORTANT CHANGES IN THE INDUSTRY

India is among the top garment-manufacturing countries in the world. Indian textiles and apparel products have a history of fine craftsmanship across the entire value chain from fibre, yarn, and fabric to apparel with high global appeal. Indian apparel has found success across fashion centres around the world. India's textile and apparel industry is one of the biggest contributors to the economy with a 2.3% contribution to the gross domestic product (GDP) and is also the second largest employer after agriculture, providing direct employment to 45 million people and 100 million people in the allied sector.

Source: <https://www.ibef.org/exports/apparel-industry-india>

India's apparel market is anticipated to generate \$106 billion in revenue by 2024 and is expected to grow at a CAGR of 3.8% from 2024 to 2028. Amid a year of sluggish consumption, fast fashion stood out as a remarkable exception, becoming one of the few thriving sectors in India's retail landscape. While the overall fashion industry in India experienced a modest

year-on-year growth of approximately 6% in FY 2024, fast fashion surged ahead with an impressive growth rate of 30-40%. Further, a notable trend in the market is the increasing demand for sustainable and ethically produced clothing, driven by a growing consumer awareness and a shift towards more conscious purchasing decisions.

The future of the Indian textile and apparel industry looks promising, buoyed by strong domestic consumption boosted by favourable demographics, rising disposable incomes and low penetration of organized retail, higher brand consciousness, increasing digitization, greater purchasing power and increasing urbanization. Continued government support, will just aid the growth potential for the players. The ₹ 10,683 crore (US\$ 1.44 billion) PLI scheme is expected to be a major boost for the manufacturers. The scheme proposes to incentivise MMF (man-made fibre) apparel, MMF fabrics and 10 segments of technical textiles products. The Textile Ministry of India earmarked ₹ 690 crore (US\$ 106.58 million) for setting up 21 readymade garment manufacturing units in seven states for development and modernisation of the Indian textile sector.

EXTERNAL ENVIRONMENT AND ECONOMIC OUTLOOK

Despite a challenging global landscape, the Indian economy grew by 8.2% in FY 2024, making it the fastest-growing major economy in the world. Various high-frequency indicators highlight the robustness of the domestic economy. As of March 31, 2024, Goods and Services Tax (GST) collections reached ₹ 1.8 lakh crore, marking an impressive year-over-year growth of 11.5%. The Purchasing Managers' Index (PMI) for manufacturing surged to a 16-year high, while the Unified Payments Interface (UPI), India's primary digital payments system, recorded its highest transaction volume since its launch in 2016.



With rural demand gaining momentum, consumption is anticipated to be a key driver of economic growth from 2024 to 2025. Urban consumption indicators also show robust performance. The government has launched several key initiatives to boost the economy and promote self-reliance. Stimulus packages aim to support sectors facing economic challenges, while the Aatmanirbhar Bharat campaign focuses on enhancing domestic manufacturing growth. Efforts to attract foreign investment include permitting 100% Foreign Direct Investment (FDI) in single-brand retail through the automatic route, aiming to streamline business processes and strengthen the Make in India initiative.

Source: RBI Bulletin

The Reserve Bank has upheld its GDP growth forecast at 7.2% for the fiscal year 2024-25. Looking ahead, India is on track to become the world's third-largest economy by 2030, surpassing Germany and Japan. The future growth drivers include robust domestic consumption, strong structural demand, and improved health in both the corporate and banking sectors. The nation's recovery is fuelled by factors such as increased domestic consumption, a shift towards renewable energy, better trade policies, significant infrastructure investments, and ongoing digitalization. With the implementation of comprehensive strategic reforms, India is well-positioned for sustained economic advancement.

Source: Economic Times

TRANSFER TO RESERVES

During the year under review no amount has been transferred to reserve.

SHARE CAPITAL

There is no change in share capital during the financial year 2023-24.

DIVIDEND

Your Board of Directors had in their meeting held on January 20, 2024 declared an interim dividend of ₹ 2/- (20%) per equity share absorbing a sum of ₹ 1,232.50 lakhs. The record date for the purpose of payment of interim dividend was February 2, 2024 and the said interim dividend was paid in February 2024.

Your Board has decided not to recommend final dividend for the financial year ended March 31, 2024.

The total dividend for the year ended March 31, 2024 stood at ₹ 2/- per share (on a equity share capital of 6,16,25,185 shares of ₹ 10/- each) as compared to ₹ 5/- per share (on a equity share capital of 6,16,25,185 shares of ₹ 10/- each) in the previous year ended March 31, 2023.



DIVIDEND DISTRIBUTION POLICY

Your Company has formulated Dividend Distribution policy in terms of Regulation 43A of SEBI (Listing Obligations and Disclosure Requirements) Regulations, 2015.

The Annual dividend generally consists of a few interim dividend and a final dividend at the year end. The Board of Directors seeks to balance member needs of returns and Company's requirement of long term growth. After meeting internal cash balance towards any strategic investments, the Company will endeavour to return the rest of the free cash generated to shareholders through regular dividend. The said policy as approved by your Board of Directors has been uploaded on the website of the Company. The dividend distribution policy is available on <https://www.kewalkiran.com/investors.php#Policies>

MATERIAL CHANGES AND COMMITMENTS AFFECTING THE FINANCIAL POSITION OF YOUR COMPANY

The Company has entered into Shareholders Agreement (SHA) and Share Subscription and Purchase Agreement (SSPA) for acquisition of 50% stake in Kraus Casuels Private Limited for ₹ 166.51 crores including primary infusion and secondary purchase. The acquisition will be synergetic and help Company to further deepen its offerings in Women's Denim and casual wear category thereby making the Company a complete family apparel Brand House. The acquisition is likely to have an overall positive impact on revenue and profitability.

DISCLOSURES RELATING TO SUBSIDIARIES, ASSOCIATES AND JOINT VENTURES

White Knitwears Private Limited is a joint venture of your Company, Kewal Kiran Design Studio Limited (formerly known as K-Lounge Lifestyle Limited) and Kewal Kiran Lifestyle Limited are the wholly owned subsidiaries of your Company (Kewal Kiran Lifestyle Limited was incorporated on March 11, 2024).

FINANCIAL STATEMENTS

Your Company has prepared the Consolidated Financial Statement in accordance with the applicable Accounting Standards. The audited consolidated financial statements together with the Auditor's Report form part of the Annual Report.

White Knitwears Private Limited and Kewal Kiran Design Studio Limited (formerly known as K-Lounge Lifestyle Limited) are yet to commence their respective businesses. M/s. Kewal Kiran Lifestyle Limited being incorporated on March 11, 2024, the first financial statements of the subsidiary Company is drawn from the period beginning March 11, 2024 upto March 31, 2025. The subsidiary is yet to commence its business.

Pursuant to Section 129(3) of the Companies Act, 2013 a statement containing the salient features of the financial statements of the Joint Venture and the subsidiary is attached to the Financial Statements in **Form AOC-1**.

The Financial Statements of your Company, Consolidated Financial Statements along with relevant documents and separate audited accounts in respect of joint venture and the subsidiary, are available on the website of your Company www.kewalkiran.com

CASH FLOW STATEMENT

In conformity with the provisions of Regulation 34(2)(c) of SEBI (Listing Obligations and Disclosure Requirements) Regulations, 2015, the Standalone and Consolidated Cash Flow Statements for the year ended March 31, 2024 forms a part of this Annual Report.

BUSINESS RESPONSIBILITY AND SUSTAINABILITY REPORT (BRSR)

In conformity with the provisions of Regulation 34 (2)(f) of the SEBI (Listing Obligations and Disclosure Requirements) Regulations, 2015, the Business Responsibility and Sustainability Report forms a part of this annual report.

CREDIT RATING

CRISIL, India's leading ratings, research, risk and policy advisory Company has assigned 'AA- / Stable' for the banking facilities of the Company. This will further ensure superior credit terms from the financial market and banks.

INVESTOR EDUCATION AND PROTECTION FUND (IEPF) Unclaimed Dividend

Pursuant to the provisions of Section 124(5) of the Companies Act, 2013, if the dividend transferred to the Unpaid Dividend Account of the Company remains unpaid or unclaimed for a period of seven years from the date of such transfer then such unclaimed or unpaid dividend shall be transferred by the Company along with interest accrued, if any to the Investor

Education and Protection Fund ('the IEPF'), a fund established under sub-section (1) of section 125 of the Act. The details of unclaimed/unpaid dividend are available on the website of your Company viz. www.kewalkiran.com

The Company had during the financial year, accordingly, transferred to IEPF, the unpaid and unclaimed dividend amounts pertaining to 4th interim 2015-16 of ₹ 17,780/-, Final Dividend 2015-16 of ₹ 9,816/-, 1st Interim Dividend 2016-17 of ₹ 18,306/- 2nd Interim Dividend 2016-17 of ₹ 22,576/-.

Mandatory Transfer of Shares to Demat Account of Investors Education and Protection Fund Authority (IEPFA) in case of unpaid/ unclaimed dividend on shares for a consecutive period of seven years

In terms of Section 124(6) of the Companies Act, 2013 read with Rule 6 of the Investor Education and Protection Fund Authority (Accounting, Audit, Transfer and Refund) Rules, 2016, (as amended from time to time) (IEPF Rules) shares on which

dividend has not been paid or claimed by a shareholder for a period of seven consecutive years or more are to be credited to the Demat Account of Investor Education and Protection Fund Authority (IEPFA) within a period of thirty days of such shares becoming due to be so transferred. Upon transfer of such shares, all benefits (like bonus, etc.), if any, accruing on such shares shall also be credited to such Demat Account and the voting rights on such shares shall remain frozen till the rightful owner claims the shares. Shares which are transferred to the Demat Account of IEPFA can be claimed back by the shareholders from IEPFA by following the procedure prescribed under the aforesaid rules. The Company sends out individual communication to the concerned Members whose shares are liable to be transferred to IEPFA on a continuous basis, to take immediate action in the matter.

An aggregate of 2,160 shares are transferred to the IEPFA till date.

The below mentioned is the information relating to outstanding dividend accounts and the due dates for claiming dividends.

Financial year	Date of allotment/declaration	Unclaimed Dividend (in ₹)	Last date for claiming dividend
Final Dividend 2016-17	September 7, 2017	3055.5	October 13, 2024
1 st Interim Dividend 2017-18	April 25, 2017	19915	May 25, 2024
2 nd Interim Dividend 2017-18	October 14, 2017	15240	November 20, 2024
3 rd Interim Dividend 2017-18	January 18, 2018	54919.5	February 23, 2025
4 th Interim Dividend 2017-18	March 10, 2018	18340	April 15, 2025
Final Dividend 2017-18	September 4, 2018	8755.5	October 8, 2025
1 st Interim Dividend 2018-19	July 21, 2018	23849	August 23, 2025
2 nd Interim Dividend 2018-19	October 25, 2018	34430	November 29, 2025
3 rd Interim Dividend 2018-19	January 23, 2019	61510	February 26, 2026
4 th Interim Dividend 2018-19	March 7, 2019	30080	April 13, 2026
Final Dividend 2018-19	September 18, 2019	6588	October 19, 2026
1 st Interim Dividend 2019-20	June 20, 2019	35805	July 23, 2026
2 nd Interim Dividend 2019-20	October 22, 2019	34150	November 22, 2026
3 rd Interim Dividend 2019-20	January 28, 2020	62610	March 3, 2027
4 th Interim Dividend 2019-20	May 26, 2020	22540	July 2, 2027
Final dividend 2019-2020	September 15, 2020	7569	October 22, 2027
1 st Interim Dividend 2020-21	October 22, 2020	51479	November 27, 2027
2 nd Interim Dividend 2020-21	January 22, 2021	58746	February 25, 2028
1 st Interim Dividend 2021-22	October 28, 2021	48867	December 3, 2028
2 nd Interim Dividend 2021-22	January 27, 2022	119561	March 4, 2029
3 rd Interim Dividend 2021-22	May 11, 2022	136587	June 11, 2029
1 st Interim Dividend 2022-23	October 21, 2022	276609	November 23, 2029
2 nd Interim Dividend 2022-23	April 27, 2023	182504	May 30, 2030
1 st Interim Dividend 2023-24	January 20, 2024	56337	February 21, 2031

The web-addresses of the Company and IEPF Authority, where the details of unpaid and unclaimed amounts lying with the Company are uploaded, are <https://www.kewalkiran.com/investors.php#Unpaid%20Dividend%20Data> and <http://www.iepf.gov.in/>

NODAL OFFICER

The nodal officer appointed by your Company under the provisions of IEPF is Mr. Abhijit Warange, Vice President – Legal & Company Secretary and the web-address on which the said details are available is <https://www.kewalkiran.com/investors.php#IEPF%20Nodal%20Officer/%20List%20of%20shares%20due%20for%20transfer%20to%20IEPF>

DIRECTORS

During the year the below individuals were appointed w.e.f. January 20, 2024 as Non Executive Independent Directors of your Company:

1. Mr. Paresh H. Clerk
2. Mr. Jayraj S. Sheth
3. Ms. Ushma Sheth Sule

Further the following individuals retired on March 31, 2024 as Non Executive Independent Directors of your Company after completing their second term of consecutive five years:

1. Dr. Prakash A. Mody
2. Mr. Nimish G. Pandya
3. Mr. Yogesh A. Thar

Re-appointment of Director retiring by rotation

In accordance with the provisions of the Companies Act, 2013 and the Articles of Association of your Company, Mr. Hemant P. Jain (DIN: 00029822), Director of your Company would retire by rotation at the ensuing Annual General Meeting and being eligible has offered himself for re-appointment.

KEY MANAGERIAL PERSONNEL

Your Company has recognized the following persons as Key Managerial Personnel (KMP) in accordance with the Companies Act, 2013.

1. Mr. Kewalchand P. Jain – Chairman and Managing Director
2. Mr. Hemant P. Jain – Joint Managing Director
3. Mr. Dinesh P. Jain – Whole-time Director
4. Mr. Vikas P. Jain – Whole-time Director
5. Mr. Bharat Adnani – Chief Financial Officer (CFO)
6. Mr. Nimesh Anandpara – Deputy Chief Financial Officer

7. Mr. Abhijit Warange – Vice President – Legal & Company Secretary

There were no resignation or new appointments of Key Managerial Personnels during in the year.

COMPLIANCE WITH THE CODE OF CONDUCT

Your Company has put in place a Code of Conduct effective January 14, 2006, for its Board Members and Senior Management Personnel. Declaration of compliance with the Code of Conduct has been received from all the Board Members and Senior Management Personnel as stipulated under Regulation 26(3) of SEBI (Listing Obligations and Disclosure Requirements) Regulations, 2015. A certificate to this effect from the Chairman & Managing Director forms a part of this Report.

COMPLIANCE WITH THE CODE OF INDEPENDENT DIRECTORS

Your Company has put in place a Code of Independent Directors approved in the Board Meeting held on May 10, 2014, for its Independent Directors. Declaration of compliance with the code has been received from all the Independent Directors of your Company as required under Section 134 (3) (d) of Companies Act, 2013 and SEBI (Listing Obligations and Disclosure Requirements) Regulations, 2015. A certificate to this effect from the Chairman and Managing Director forms a part of this Report.

DECLARATION BY INDEPENDENT DIRECTORS

The Company has received declarations from all the Independent Directors of the Company confirming that they meet with the criteria of independence as prescribed under Sub Section (6) of Section 149 of the Companies Act, 2013 read with Rule 6(1) and (2) of the Companies (Appointment and Qualification of Directors) Rules, 2014 together with SEBI (Listing Obligations and Disclosure Requirements) Regulations, 2015.





The Independent Directors have also confirmed that they have registered their names in the Independent Directors Databank. Further, the Board members are satisfied with regard to integrity, expertise and experience (including the proficiency) of the Independent Directors of the Company. The details of familiarisation programme for Independent Directors are available on the Company's website at <https://www.kewalkiran.com/admin/uploads/categoryfiles/943DetailsofFamiliarization23-24.pdf>

GENERAL

Your Directors state that no disclosure or reporting is required in respect of the following items as there were no transactions on these items during the year under review:

1. Issue of Equity Shares with differential rights as to dividend, voting or otherwise.
2. Issue of shares (including Sweat Equity Shares) to employees of the Company under any scheme and ESOS.
3. Issue of shares pursuant to SEBI (Employees Stock Option scheme) Regulations and SEBI (Share Based Employee Benefit) Regulation, 2014.
4. Issue of shares on Preferential basis pursuant to Section 62 of Companies Act, 2013 and SEBI (Listing Obligations and Disclosure Requirements) Regulations, 2015.

BOARD MEETINGS

The details of the number and dates of meetings of the Board of Directors held during the Financial Year 2023-24 forms part of the Corporate Governance Report.

COMMITTEES

The disclosure of composition of all Committees constituted by your Board under the Act and the Listing Regulations and the changes if any in the composition of such Committees during the year as well as the number and dates of the meetings of the Committee are given in the Corporate Governance report, which forms part of this Annual Report.

DIRECTORS' RESPONSIBILITY STATEMENT

Pursuant to the requirement under Section 134(3)(c) read with Section 134(5) of the Companies Act, 2013 with respect to Director's Responsibility Statement, it is hereby confirmed that:

- (a) in the preparation of the annual accounts for the financial year ended March 31, 2024, the applicable accounting standards had been followed along with proper explanation relating to material departures;
- (b) the Directors have selected such accounting policies and applied them consistently and made judgments and estimates that are reasonable and prudent so as to give true and fair view of the state of affairs of the Company at the end of the financial year and of the profit and loss of the Company for that period;
- (c) the Directors had taken proper and sufficient care for the maintenance of adequate accounting records in accordance with the provisions of the Companies Act, 2013 for safeguarding the assets of the Company and for preventing and detecting fraud and other irregularities;
- (d) the Directors had prepared the accounts for the financial year ended March 31, 2024 on a 'going concern' basis;
- (e) the Directors had laid down internal financial controls to be followed by the Company and that such internal financial controls are adequate and were operating effectively;
- (f) the Directors had devised proper systems to ensure compliance with the provisions of all applicable laws and that such systems were adequate and operating effectively.

INTERNAL FINANCIAL CONTROLS WITH REFERENCE TO FINANCIAL STATEMENTS

Your Company has an Internal Control system, commensurate with the size, scale and complexity of its operations. The Internal Auditors monitor and evaluate the efficacy and adequacy of the Internal Control System in the Company, its compliance with operating systems, accounting procedures and policies at all the Company locations. Based on the report of Internal Auditors, process owners undertake corrective action in their respective areas and thereby strengthen the controls.

The Audit Committee of the Board of Directors actively reviews the adequacy and effectiveness of the Internal Control System and suggests improvements to strengthen the same.

The Audit Committee of the Board of Directors, Statutory Auditors and the Business Heads are periodically apprised of the Internal Audit findings and corrective actions taken. Audit plays a key role in providing assurance to the Board of Directors. Significant audit observations and corrective actions thereon are presented to the Audit Committee of the Board.

Your Board has also reviewed the Internal Processes, System and the Internal Financial Control and the Directors' Responsibility Statement contain a confirmation as regards adequacy of the Internal Financial Controls.

Details of Internal Financial Controls and its adequacy are included in the Management Discussion and Analysis Report ('MDAR') which forms part of this Report.

AUDITORS

The Members of the Company in the 31st Annual General Meeting held on September 6, 2022 had appointed M/s. Jain & Trivedi, Chartered Accountant, as the Statutory Auditors and M/s. N.A. Shah Associates LLP as the Joint Statutory Auditors of the Company for a period of five years i.e. to hold office from the conclusion of 31st Annual General Meeting till the conclusion of the 36th Annual General Meeting of the Company to be held in the year 2027.

AUDIT REPORT

There are no Qualification or Adverse Remark in the Auditors report which require any explanation from the Board of Directors. The Auditors Report on financial statements forming part of this Annual Report is self-explanatory and do not call for any further comments. During the year under review, no frauds were reported by the auditor under section 143(12) of Companies Act, 2013.

DEPOSITS

Your Company has not accepted any public deposits within the meaning of Section 73 and 74 of the Companies Act, 2013 read with Companies (Acceptance of Deposit) Rules, 2014 during Financial Year 2023-24.

PARTICULARS OF LOANS, GUARANTEES OR INVESTMENTS UNDER SECTION 186 OF THE COMPANIES ACT, 2013

Your Company has not given any loans or guarantee during the financial year 2023-24. The acquisitions of securities of any other body corporate are within the limit specified u/s 186 of the Companies Act, 2013. The details of the same are given in the notes to financial statements.

CONSERVATION OF ENERGY, TECHNOLOGY ABSORPTION AND FOREIGN EXCHANGE EARNINGS AND OUTGO

The details of conservation of Energy, Technology Absorption and Foreign Exchange Earnings and Outgo stipulated under Section 134(3)(m) of the Companies Act, 2013 read with Rule 8 of the Companies (Accounts) Rules, 2014 is given as Annexure I.

RELATED PARTY TRANSACTIONS

Suitable disclosure as required by the Accounting Standard (AS-24) has been made in the notes to the Financial Statement.

PARTICULARS OF CONTRACTS OR ARRANGEMENTS WITH RELATED PARTIES REFERRED TO IN SUB-SECTION (1) OF SECTION 188 OF THE COMPANIES ACT, 2013

The particulars of contracts or arrangements with related parties referred to in Section 188(1) of the Companies Act, 2013 is given in Annexure – II.

There were no material related party transactions during the year under review with Promoters, Directors or Key Managerial Personnel which may have potential conflict of interest with the Company at large. The Company has developed a Related Party transactions framework through standard operating procedures for the purpose of identification and monitoring of such transactions.

All Related Party Transactions are placed before the Audit Committee. A statement of all Related Party Transactions is placed before Audit Committee for its review on a quarterly basis, specifying the nature, value and terms and conditions of the transactions for approval. The policy on Related Party transactions as approved by the Board of Directors has been uploaded on the website of the Company. The web-link to the Related Party Policy is <https://www.kewalkiran.com/investors.php#Policies>

RISK MANAGEMENT

Your Company has a Risk Management Committee which has been entrusted with the responsibility to assist the Board in (a) Overseeing and approving the Company's enterprise wide risk management framework; and (b) Overseeing that all the risks that the organization faces such as strategic, financial, credit, market, liquidity, security, property, IT, legal, regulatory, reputational and other risks have been identified and assessed and there is an adequate risk management infrastructure in place capable of addressing those risks.

The Committee has adopted a Risk Management Policy in accordance with Companies Act, 2013 and SEBI (Listing Obligations and Disclosure Requirements) Regulations, 2015 which has been approved by Board of Directors.

Your Company manages, monitors and reports on the principal risks and uncertainties that can impact its ability to achieve its strategic objectives. Your Company's management systems, organisational structures, processes, standards, code of conduct and behaviours together governs how the Group conducts the business of the Company and manages associated risks.

VIGIL MECHANISM / WHISTLE BLOWER POLICY

Fraud free and corruption free work culture has been core of your Company. In view of the potential risk of fraud and corruption due to rapid growth and geographic spread of operation, your Company has put an even greater emphasis to address this risk.

To meet this objective your Company has adopted a Whistle Blower Policy establishing Vigil Mechanism to provide a formal mechanism to the Directors and employees to report their concern about unethical behavior, actual or suspected fraud or violation of the Company's Code of Conduct or ethics policy. The Policy provides for adequate safeguards against victimization of employee who avail of the mechanism and also provides for direct access to the Chairman of the Audit Committee.

It is affirmed that no personnel of the Company have been denied access to the Audit Committee in the Financial Year 2023-24.

The Policy on whistle blower/ vigil mechanism may be accessed on the Company website at <https://www.kewalkiran.com/investors.php#Policies>

SIGNIFICANT AND MATERIAL ORDERS PASSED BY THE REGULATORS OR COURTS OR TRIBUNALS

There are no significant and/or material orders passed by the Regulators or Courts or Tribunal which would impact the going concern status of the Company and its future operation.

SECRETARIAL AUDIT

Pursuant to the provisions of Section 204 of the Companies Act, 2013 read with rule 9 of Companies (Appointment and Remuneration of Managerial Personnel) Rules, 2014, the Company has appointed Mr. Ummedmal P. Jain, proprietor of M/s U. P. Jain & Co (C.P. No. 2235) to undertake the Secretarial Audit of the Company. The Secretarial Audit Report is included as Annexure III and forms an integral part of this report.

There are no Qualification, Reservation or Adverse Remark in the Secretarial Audit report which require any explanation from the Board of Directors.

SECRETARIAL STANDARDS

Your Company has complied with all applicable Secretarial Standards issued by Institute of Company Secretaries of India

on Meetings of Board of Directors, General Meeting, Dividend and the Board's Report.

COMPANY'S POLICY ON DIRECTOR'S APPOINTMENT, REMUNERATION AND EVALUATION

In terms of the applicable provision of the Companies Act, 2013 read with rules made thereunder and SEBI (Listing Obligations and Disclosure Requirements) Regulations, 2015, your Board had approved the Nomination and Remuneration Policy and Evaluation Policy as recommended by Nomination and Remuneration Committee, in the Board Meeting held on October 10, 2014. The Nomination and Remuneration Committee has incorporated the criteria for determining qualifications, positive attribute and independence of Director in the Nomination and Remuneration and Evaluation Policy in terms of provision of Section 178(3) and Regulation 19 of SEBI (Listing Obligations and Disclosure Requirements) Regulations, 2015. Company's policy on Directors' appointment and remuneration and the criteria for determining qualifications, positive attributes and independence of a Director is given at <https://www.kewalkiran.com/investors.php#Policies>

The said policy envisages the criteria for selection and appointment of Board Members like determining qualification, positive attributes and independence of Director, etc. It also lays down the framework in relation to remuneration of Directors, Key Managerial Personnel and Senior Management of the Company. The detail of the remuneration policy of the Company is given in the Corporate Governance Report, which forms part of this Annual Report. The said policy also lays down the criterion for payment of remuneration to Non-Executive Directors and the web-link of the same is <https://www.kewalkiran.com/investors.php#Policies>



ANNUAL BOARD EVALUATION

Your Board has adopted a formal mechanism for evaluating its performance and as well as that of its Committee and individual Directors, including the Chairman of the Board.

The criteria for performance evaluation of the Board include aspects like Board composition and structure effectiveness of Board processes, information and functioning, experience, competencies, etc. The exercise was carried out through a structured evaluation process covering various aspects of the Boards functioning such as composition of the Board and Committees, experience and competencies, performance of specific duties and obligations, governance issues etc. Separate exercise was carried out to evaluate the performance of individual Directors including the Board Chairman who was evaluated on parameters such as attendance, contribution at the meetings and otherwise, independent judgment, safeguarding of minority shareholders interest, etc.

The evaluation of the independent Directors was carried out by the entire Board and that of the Chairman and the Non-Independent Directors were carried out by the independent Directors. The Directors were satisfied with the evaluation results, which reflected the overall engagement of the Board and its Committees with the Company.

REMUNERATION OF DIRECTORS AND EMPLOYEES

The information required under section 197(12) of the Companies Act, 2013 read with rule 5(2) and 5(3) of Companies (Appointment and Remuneration of Managerial Personnel) Rules, 2014 and forming part of the Directors' report for the year ended March 31, 2024 and the prescribed particulars of employees required under Rule 5(1) of the Companies (Appointment and Remuneration of Managerial Personnel) Rules, 2014 are attached as 'Annexure-IV' and forms part of this report.

Save and except the relation between the Executive Directors inter se (the executive directors are brothers) none of the employees listed in the said annexure is a relative of any Director of the Company. None of the employees (save and except the Executive Directors) hold (by himself or along with his/her spouse and dependent children) more than two percent of the equity shares of the Company.

CORPORATE SOCIAL RESPONSIBILITY REPORT

The Corporate Social Responsibility Committee has formulated and recommended to the Board a Corporate Social Responsibility Policy of the Company indicating the activities to be undertaken by the Company which has been approved by the Board. The Corporate Social Responsibility Policy may be accessed on the Company's website at <https://www.kewalkiran.com/investors.php#Policies>. The Company considers Corporate Social Responsibility spend in the areas



of Healthcare, Education, Animal welfare and such other areas as the Board may deem fit from time to time so as to qualify as a Corporate Social Responsibility spend pursuant to the Corporate Social Responsibility Policy of the Company and in accordance with the provisions of the Companies Act 2013 and the rules made there under.

The report on Corporate Social Responsibility initiatives as required under Companies (Corporate Social Responsibility Policy) Rules, 2014 is given as Annexure-V.

EXTRACT OF ANNUAL RETURN

Pursuant to amendment to Section 92 of the Act read with the Rule 12 of Companies (Management and Administration) Rules, 2014, your Company is not required to provide extract of Annual Return (Form MGT-9) as part of the Board's Report. Annual Return as at March 31, 2024 is available on website of the Company www.kewalkiran.com

ENVIRONMENT AND SAFETY

Your Company is conscious of the importance of environmentally clean and safe operations. Your Company's policy requires conduct of operations in such a manner, so as to ensure safety of all concerned, compliances with environmental regulations and preservation of natural resources. The Company provides a safe and healthy workplace focussing on creating right safety culture across the organisation and aims to achieve ultimate goal of zero injuries to all its employees and all stakeholders associated with the Company's operations.

MAINTENANCE OF COST RECORD

Your Company is not required to maintain cost record as specified by the Central Government under section 148(1) of the Companies Act, 2013.



MANAGEMENT DISCUSSION AND ANALYSIS REPORT

A detailed review of Industry Structure and Developments, Internal Control System, Risk and Concern, operations, performance and future outlook of the Company is given separately under the head Management Discussion and Analysis Report as stipulated under Regulation 34(2)(e) of SEBI (Listing Obligations and Disclosure Requirements) Regulations, 2015 and forms a part of this Annual Report.

CORPORATE GOVERNANCE

Your Company is committed to maintain the highest standards of Corporate Governance and adhere to the Corporate Governance requirements set out by SEBI. Your Company has also implemented several best Corporate Governance practices as prevalent globally.

The report on Corporate Governance as stipulated under SEBI (Listing Obligations and Disclosure Requirements) Regulations, 2015 forms a part of the Annual Report.

The requisite certificate from the Auditors, M/s. Jain & Trivedi, Chartered Accountants and M/s N.A Shah Associates LLP, Chartered Accountants, confirming the compliance of conditions of Corporate Governance as stipulated under SEBI (Listing Obligations and Disclosure Requirements) Regulations, 2015 forms a part of this report.

DISCLOSURES PERTAINING TO THE SEXUAL HARASSMENT OF WOMEN AT THE WORKPLACE (PREVENTION, PROHIBITION AND REDRESSAL) ACT, 2013

The Company has in place a Policy for prevention of Sexual Harassment at the Workplace in line with the requirements

of the Sexual Harassment of Women at the Workplace (Prevention, Prohibition & Redressal) Act, 2013. Internal Complaints Committee (ICC) has been set up to redress complaints received regarding sexual harassment. All employees (permanent, contractual, temporary, trainees) are covered under this policy.

The following is a summary of sexual harassment complaints received and disposed of during the year:

- (a) Number of complaints pending at the beginning of the year: 0
- (b) Number of complaints received during the year: 0
- (c) Number of complaints disposed of during the year: 0
- (d) Number of cases pending at the end of the year: Not Applicable

ACKNOWLEDGEMENTS

Your Board would like to place on record its sincere appreciation for the wholehearted support and contribution made by its customers, its shareholders and all its employees across the country, as well as the various Government Departments, Banks, Distributors, Suppliers and other business associates towards the conduct of efficient and effective operations of your Company.

For and on behalf of the Board

Kewalchand P. Jain
Chairman & Managing Director
DIN: 00029730

Place: Mumbai
Dated: August 13, 2024

ANNEXURE - I

A. CONSERVATION OF ENERGY

Your Company had taken up energy conservation activities, guided by a professional firm with 40 years' experience, M/s Econ Engineers, on several fronts, from the Head office and other offices, to all manufacturing units.

The major steps taken at various locations were as under:

1. Energy Conservation Teams were formed at all large facilities and were provided with all relevant monitoring instruments.
2. Energy Efficiency of Air Conditioning Systems and equipment was improved:
 - i. At the Offices since air conditioning was the major load, your Company set up regular monitoring of all the air conditioning equipment, assessing the three major energy efficiency parameters of temperature difference between supply and return air, flow rate and the power used, for all the air conditioning equipment, including Ductables, Cassette, Split and Window Air conditioners. Wherever short falls were detected, corrective action was immediately taken to restore the equipment to rated parameters.
 - ii. The practice of monitoring of the air conditioning equipment was adopted at all the factories also. Regular monitoring resulted in both improved performance and energy saving.
 - iii. Old air conditioners were replaced by 5 Star ones: At a number of locations, wherever the air conditioners were very old, or working for long periods, they were replaced by the modern energy efficient 5 Star Split air conditioners. This added to the energy savings.
3. Lighting Energy Conservation:
 - i. Illumination levels were checked at all locations; excess lights were removed and lights were switched on only when required;
 - ii. Energy efficient lights were adopted, including the use of LEDs
4. Improving Power Factor:

The power factor was being controlled mostly by Automatic Power Factor Controllers. However, these were studied to optimize the maintenance of P.F. above 0.98; the monthly bonuses earned in the electricity bills will offset the investments in short periods.
5. Improving Efficiency of Boilers at the Factories:
 - i. Regular Monitoring of the various parameters important for maintaining high efficiency in Boilers yielded ways to improve their efficiency. This was diligently taken up; maintenance was improved and done regularly resulting in useful fuel savings.
 - ii. Systems were installed to monitor the distribution of steam, including at pressure reducing stations and at steam traps, to ensure that the required steam quality and pressure was available at the various equipment using steam, e.g. tumble driers, washers, steam irons, etc. This enabled high productivity of the equipment.
6. Improving efficiency of driers, ashers, steam irons, etc. at the Factories:
 - i. Regular Monitoring of the various parameters important for maintaining high efficiency in the driers and washers, etc., ensured that the cycles were completed not only within rated times but also often ahead of time.
 - ii. In washer's steam usage was restricted to those cycles where temperature required was 90°C.

For all other cycles the recovered hot water was used. This yielded useful savings in the use of steam, electricity and operation period.
7. Regular monitoring of all important parameters relating to improved maintenance were adopted in a dedicated way, to improve plant and equipment availability.





Serious efforts are on to explore the feasibility of Roof Top Solar Power Generation. The Central Government has offered to provide the necessary impetus and funds and the State Governments are gearing up to accept all the surplus energy generated allowing direct feeding into their Grid. Hence we expect this will soon be viable and we will consider their use at our factories.

The capital investment on energy conservation equipment is estimated at approx. ₹ 5,00,000/-

B. TECHNOLOGY ABSORPTION

Your Company continues to use the latest technologies for improving the productivity and quality of its products. The Company's operations do not require significant import of technology.

C. FOREIGN EXCHANGE EARNINGS AND OUTGO

Activities relating to exports, initiatives taken to increase exports, development of new export markets for products and services and export plans.

Total Foreign Exchange used and earned:

FOB Value earned ₹ 17,71,15,035/-

Total Foreign Exchange outgo ₹ 19,00,942/-

8. Leakages of steam and compressed air were minimized and plant productivity improved.

UTILISING ALTERNATE SOURCES OF ENERGY

The Company already has a 600 KW Wind Generator in Gujarat which provides most of the electricity at your Company's Vapi Factory.

ANNEXURE - II

Form No. AOC-2

Particulars of Contracts/Arrangement with related parties

(Pursuant to clause (h) of sub-section (3) of section 134 of the Companies Act, 2013 and Rule 8(2) of the Companies (Accounts) Rules, 2014)

This form pertains to the disclosure of particulars of contracts/arrangements entered into by the Company with related parties referred to in sub section (1) of Section 188 of the Companies Act, 2013 including certain arm's length transactions under the third proviso thereto

1. Details of contracts or arrangements or transactions not at arm's length basis

A. Leave and License of premises owned by the promoters

- (a) Name(s) of the related party and nature of relationship: Mr. Kewalchand P. Jain, Mr. Hemant P. Jain, Mr. Dinesh P. Jain, Mr. Vikas P. Jain and Mrs. Shantaben P. Jain.

Mr. Kewalchand P. Jain is the Chairman and Managing Director, Mr. Hemant P. Jain is the Joint Managing Director, Mr. Dinesh P. Jain and Mr. Vikas P. Jain are Wholtime Directors of the Company. Mrs. Shantaben P. Jain is one of the promoters of the Company and the mother of Mr. Kewalchand P. Jain, Mr. Hemant P. Jain, Mr. Dinesh P. Jain and Mr. Vikas P. Jain.

- (b) Nature of contracts/ arrangements/ transactions – Leave and License of premises from Mr. Kewalchand P. Jain, Mr. Hemant P. Jain, Mr. Dinesh P. Jain, Mr. Vikas P. Jain and Mrs. Shantaben P. Jain



- (c) Duration of the contracts/ arrangements/ transactions – September 1, 2019 to August 31, 2024.
- (d) Salient terms of the contracts or arrangements or transactions including the value, if any - Leave and license of premises as detailed below:-
- Premises being Unit No. A-1, Synthofine Estate, Opp Virwani Industrial Estate, Goregaon (East), Mumbai – 400 063 from Mr. Kewalchand P. Jain, Chairman and Managing Director on monthly rent of ₹34,500/- (Rupees Thirty Four Thousand Five Hundred only);
 - Premises being Unit No. A-2, Synthofine Estate, Opp Virwani Industrial Estate, Goregaon (East), Mumbai – 400 063 from Mr. Vikas P. Jain, Wholtime Director on monthly rent of ₹ 23,000/- (Rupees Twenty Three Thousand only);
 - Premises being Unit No. A-3, Synthofine Estate, Opp Virwani Industrial Estate, Goregaon (East), Mumbai – 400 063 from Mr. Hemant P. Jain, Joint Managing Director on monthly rent of ₹ 23,000/- (Rupees Twenty Three Thousand only);
 - Premises being Unit No. A-4, Synthofine Estate, Opp Virwani Industrial Estate, Goregaon (East), Mumbai – 400 063 from Mr. Dinesh P. Jain, Wholtime Director on monthly rent of ₹ 23,000/- (Rupees Twenty Three Thousand only);
 - Premises being Unit No. A-5, Synthofine Estate, Opp Virwani Industrial Estate, Goregaon (East), Mumbai – 400 063 from joint owners Mr. Dinesh P. Jain and Mr. Vikas P. Jain, Wholtime Directors on monthly rent of ₹ 23,000/- (Rupees Twenty Three Thousand only) ;
 - Premises being Unit No. A-8, Synthofine Estate, Opp Virwani Industrial Estate, Goregaon (East), Mumbai – 400 063 from joint owners Mr. Kewalchand P. Jain, Chairman and Managing Director and Mr. Hemant P. Jain, Joint Managing Director on monthly rent of ₹ 18,000/- (Rupees Eighteen Thousand only) ;
 - Premises being Unit No. C-3, Synthofine Estate, Opp Virwani Industrial Estate, Goregaon (East), Mumbai – 400 063 from joint owners Mr. Kewalchand P. Jain, Chairman and Managing



Director and Mr. Hemant P. Jain, Joint Managing Director on monthly rent of ₹ 25,300/- (Rupees Twenty Five Thousand Three Hundred only);

- h. Premises being Unit No. C-4, Synthofine Estate, Opp Virwani Industrial Estate, Goregaon (East), Mumbai – 400 063 from joint owners Mr. Dinesh P. Jain and Mr. Vikas P. Jain, Wholetime Directors on monthly rent of ₹ 25,300/- (Rupees Twenty Five Thousand Three Hundred only);
- i. Premises being Unit No. 3, Devare House, Dadar (west), Mumbai - 400 028 from joint owners Mrs. Shantaben P. Jain, Promoter, and Mr. Kewalchand P. Jain, Chairman and Managing Director and Mr. Hemant P. Jain, Joint Managing Director on monthly rent of ₹ 1,08,000/- (Rupees One Lakh Eight Thousand only) and an interest free refundable security deposit of ₹ 6,48,000/- (Rupees Six Lakhs Forty Eight Thousand only);
- j. Premises being Unit No. 104, Devare House, Dadar (west), Mumbai - 400 028 from Mrs. Shantaben P. Jain, Promoter on monthly rent of ₹ 22,500/- (Rupees Twenty Two Thousand Five Hundred only) and an interest free refundable security deposit of ₹ 1,35,000/- (Rupees One Lakhs Thirty Five Thousand only)
- (e) Justification for entering into such contracts or arrangements or transactions – A few premises are used by the Company for operating its stitching units and a few other premises are used by the Company to operate a retail outlet. The licensee fee for the said premises is lower than the ongoing market rent.
- (f) Date(s) of approval by the Board – July 24, 2019
- (g) Amount paid as advance, if any – No



(h) Date on which the special resolution was passed in general meeting as required under first proviso to section 188 – NA

B. Remuneration paid to Mr. Pankaj K. Jain, 'President - Retail' being relative of the Executive Director

- a. Name(s) of the related party and nature of relationship: Mr. Pankaj K. Jain is the son of Mr. Kewalchand P. Jain, Chairman and Managing Director of the Company.
- b. Nature of contracts/ arrangements/ transactions – Employment with the Company in the capacity of an employee
- c. Duration of the contracts/ arrangements/ transactions – From September 1, 2021
- d. Salient terms of the contracts or arrangements or transactions including the value, if any – Annual CTC of ₹ 50,00,000/-
- e. Justification for entering into such contracts or arrangements or transactions – Mr. Jain is a qualified Chartered Accountant and has over 16 years of experience in finance and retail operation and the Company will be benefited with his expertise.
- f. Date(s) of approval by the Board – May 26, 2021
- g. Amount paid as advance, if any – No
- h. Date on which the special resolution was passed in general meeting as required under first proviso to section 188 – NA

C. Remuneration paid to Mr. Hitendra H. Jain, 'President - Addictions' being relative of the Executive Director

- a. Name(s) of the related party and nature of relationship: Mr. Hitendra H. Jain is the son of Mr. Hemant P. Jain, Joint Managing Director of the Company
- b. Nature of contracts/ arrangements/ transactions – Employment with the Company in the capacity of an employee
- c. Duration of the contracts/ arrangements/ transactions – from September 1, 2021
- d. Salient terms of the contracts or arrangements or transactions including the value, if any – Annual CTC of ₹ 50,00,000/-
- e. Justification for entering into such contracts or arrangements or transactions – Mr. Jain holds a Masters of Science in International Business from the Leeds University Business School, UK and has over

14 years of experience in retail operation and the Company will be benefited with his expertise.

- f. Date(s) of approval by the Board – May 26, 2021
- g. Amount paid as advance, if any – No
- h. Date on which the special resolution was passed in general meeting as required under first proviso to section 188 – NA
- #### D. Remuneration paid to Mr. Yash V. Jain, 'Manager' being relative of the Executive Director
- a. Name(s) of the related party and nature of relationship: Mr. Yash V. Jain is the son of Mr. Vikas P. Jain, Wholetime Director of the Company
- b. Nature of contracts/ arrangements/ transactions – Employment with the Company in the capacity of an employee
- c. Duration of the contracts/ arrangements/ transactions – from May 1, 2023
- d. Salient terms of the contracts or arrangements or transactions including the value, if any – Annual CTC of ₹ 28,00,000/-
- e. Justification for entering into such contracts or arrangements or transactions – Mr. Jain holds a degree of Bachelor in Management Studies from the University of Mumbai and has also perceived Executive Education Programme from London School of Business and Finance and the Company will be benefited with his expertise.
- f. Date(s) of approval by the Board – April 27, 2023
- g. Amount paid as advance, if any – No
- h. Date on which the special resolution was passed in general meeting as required under first proviso to section 188 – NA
- #### E. Remuneration paid to Mr. Jai D. Jain, 'Manager' being relative of the Executive Director
- a. Name(s) of the related party and nature of relationship: Mr. Jai D. Jain is the son of Mr. Dinesh P. Jain, Wholetime Director of the Company
- b. Nature of contracts/ arrangements/ transactions – Employment with the Company in the capacity of an employee
- c. Duration of the contracts/ arrangements/ transactions – from November 1, 2023
- d. Salient terms of the contracts or arrangements or transactions including the value, if any- Annual CTC of ₹ 20,00,000/-



- e. Justification for entering into such contracts or arrangements or transactions – Mr. Jain holds a degree of Bachelor in Commerce from the University of Mumbai and a Masters in International Business from the Regents University, UK. The Company will be benefited with his expertise.
- f. Date(s) of approval by the Board – October 23, 2023
- g. Amount paid as advance, if any – No
- h. Date on which the special resolution was passed in general meeting as required under first proviso to section 188 – NA
- #### F. Remuneration paid to Ms. Nami D. Jain, 'Manager' being relative of the Executive Director
- a. Name(s) of the related party and nature of relationship: Ms. Nami D. Jain is the daughter of Mr. Dinesh P. Jain, Wholetime Director of the Company
- b. Nature of contracts/ arrangements/ transactions – Employment with the Company in the capacity of an employee
- c. Duration of the contracts/ arrangements/ transactions – from May 1, 2023
- d. Salient terms of the contracts or arrangements or transactions including the value, if any – Annual CTC of ₹ 10,00,000/-
- e. Justification for entering into such contracts or arrangements or transactions – Ms. Jain holds a degree of Bachelor in Management Studies from University of Mumbai. Ms. Jain has done Management of Business Administration (MBA) from Welinkar



Institute and the Company will be benefited with her expertise.

- f. Date(s) of approval by the Board – April 27, 2023.
- g. Amount paid as advance, if any – No
- h. Date on which the special resolution was passed in general meeting as required under first proviso to section 188 – NA

G. Remuneration paid to Ms. Krushika D. Jain, 'Manager' being relative of the Executive Director

- a. Name(s) of the related party and nature of relationship: Ms. Krushika D. Jain is the daughter of Mr. Dinesh P. Jain, Wholetime Director of the Company
- b. Nature of contracts/ arrangements/ transactions – Employment with the Company in the capacity of an employee
- c. Duration of the contracts/ arrangements/ transactions – from May 1, 2023
- d. Salient terms of the contracts or arrangements or transactions including the value, if any – Annual CTC of ₹ 20,00,000/-

- e. Justification for entering into such contracts or arrangements or transactions – Ms. Jain is a Bachelor in Commerce from the University of Mumbai. Ms. Jain is also Bachelor in Law (LLB) from the University of Mumbai. Ms. Jain has done Diploma in Management from University of London and the Company will be benefited with her expertise.
- f. Date(s) of approval by the Board – April 27, 2023.
- g. Amount paid as advance, if any – No
- h. Date on which the special resolution was passed in general meeting as required under first proviso to section 188 – NA

H. Professional Fees paid to M/s. Pandya & Co., Advocates & Notary

- a. Name(s) of the related party and nature of relationship: Mr. Nimish G. Pandya, Independent Director of the Company
 - b. Nature of contracts/ arrangements/ transactions – Professional Fees for legal services
 - c. Duration of the contracts/ arrangements/ transactions – One time engagement
 - d. Salient terms of the contracts or arrangements or transactions including the value, if any – Annually ₹ 50,000/-
 - e. Justification for entering into such contracts or arrangements or transactions – Mr. Nimish G. Pandya is an eminent lawyer. The Company has availed his professional services to advise the Company in some legal matters.
 - f. Date(s) of approval by the Board – May 14, 2015.
 - g. Amount paid as advance, if any – No
 - h. Date on which the special resolution was passed in general meeting as required under first proviso to section 188 – NA
2. Details of contracts or arrangements or transactions at arm's length basis – Nil

SECRETARIAL AUDIT REPORT FOR THE FINANCIAL YEAR ENDED MARCH 31, 2024

Pursuant to section 204(1) of the Companies Act, 2013 and rule No.9 of the Companies (Appointment and Remuneration of Managerial Personnel) Rules, 2014

To,
The Members,
Kewal Kiran Clothing Limited
Kewal Kiran Estate, 460/7, I. B. Patel Road,
Near Western Express Highway, Goregaon (East)
Mumbai – 400063

We have conducted the secretarial audit of the compliance of applicable statutory provisions and the adherence to good corporate practices by **KEWAL KIRAN CLOTHING LIMITED** [CIN: L18101MH1992PLC065136] (hereinafter called 'the Company'). Secretarial Audit was conducted in a manner that provided us a reasonable basis for evaluating the corporate conducts/statutory compliances and expressing our opinion thereon.

Based on our verification of the Company's books, papers, minute books, forms and returns filed and other records maintained by the Company and also the information provided by the Company, its officers, agents and authorized representatives during the conduct of secretarial audit, we hereby report that in our opinion, the Company has, during the audit period covering the financial year ended on **March 31, 2024** complied with the statutory provisions listed hereunder and also that the Company has proper Board-processes and compliance-mechanism in place to the extent, in the manner and subject to the reporting made hereinafter:

- I. We have examined the Secretarial compliance based on the books, papers, minute books, forms and returns filed and other records maintained by the Company for the financial year ended on **March 31, 2024**, as shown to us during our audit, according to the provisions of:
 - (i) The Companies Act, 2013 (the Act) and the rules made thereunder;
 - (ii) The Securities Contracts (Regulation) Act, 1956 ('SCRA') and the rules made thereunder;
 - (iii) The Depositories Act, 1996 and the Regulations and Bye-laws framed thereunder;
 - (iv) The provisions of the Foreign Exchange Management Act, 1999 and the rules and regulations made thereunder to the extent of Foreign Direct Investment;
 - (v) The following Regulations and Guidelines prescribed under the Securities and Exchange Board of India Act, 1992:
 - a. The Securities and Exchange Board of India (Substantial Acquisition of Shares and Takeovers) Regulations, 2011, to the extent applicable;
 - b. The Securities and Exchange Board of India (Prohibition of Insider Trading) Regulations, 2015, to the extent applicable;
 - c. Securities and Exchange Board of India (Listing Obligations and Disclosure Requirements) Regulations, 2015, to the extent applicable and the Listing Agreements entered into by the Company with BSE Limited and National Stock Exchange of India Limited.

- II. We further report that the Company has complied with the Secretarial Standards issued by the Institute of Company Secretaries of India.
- III. During the year under review the Company has complied with the applicable provisions of the Act, Rules, Regulations, Guidelines, Standards, etc. mentioned above, to the extent applicable.
- IV. We have relied on the representation made by the Company and its officers, and state that there are no





VII. We further report that;

The Board of Directors of the Company is duly constituted with proper balance of Executive Directors, Non-Executive Directors / Independent Directors. The changes in the composition of the Board of Directors that took place during the year under review were carried out in compliance with the provisions of the Act.

Adequate notice is given to all the Directors for all the scheduled Board Meetings during the year. The Directors were served notice at least seven days in advance from the date of board meetings other than those held at shorter notice. Further, a system exists for seeking and obtaining further information and clarifications on the agenda items before the meeting and for meaningful participation at the meeting.

Decisions at the meetings of the Board of Directors of the Company were carried through on the basis of majority. There were no dissenting views by any member of the Board of Directors during the year under review.

VIII. We have relied on the representation made by the Company and its officers for the compliance of various applicable laws, rules, regulations and guidelines and after examining the system and mechanism followed by the Company for compliances, we report that there are adequate systems and processes in the Company commensurate with the size and operations of the Company to monitor and ensure the compliance of applicable laws, rules, regulations and guidelines.

IX. We further report that during the audit period, the following events occurred which had bearing on the Company's affairs in pursuance of the above referred laws, rules, regulations, guidelines etc.

For **U. P. Jain & Co.**
Company Secretaries

Ummedmal P. Jain
Proprietor
FCS-3735, CP-2235
PR 1253/ 2021
UDIN : F003735F000961791
Dated: August 13, 2024
Place: Mumbai

This report is to be read with our letter of even date which is annexed as 'Annexure A' and forms an integral part of this report.

other laws, rules / regulations specifically applicable to the industry under which the Company operates.

- V.** The following Regulations and Guidelines prescribed under the Securities and Exchange Board of India Act, 1992 were, in our opinion, not attracted during the financial year under report;
- The Securities and Exchange Board of India (Share Based Employee Benefits) Regulations, 2014;
 - The Securities and Exchange Board of India (Issue of Capital and Disclosure Requirements) Regulations, 2018;
 - The Securities and Exchange Board of India (Issue and Listing of Debt Securities) Regulations, 2008;
 - The Securities and Exchange Board of India (Registrars to an Issue and Share Transfer Agents) Regulations, 1993 regarding the Act and dealing with client;
 - The Securities and Exchange Board of India (Delisting of Equity Shares) Regulations, 2009; and
 - The Securities and Exchange Board of India (Buyback of Securities) Regulations, 1998.
- VI.** The provisions of the Foreign Exchange Management Act, 1999 and the rules and regulations made thereunder in relation to Overseas Direct Investment and External Commercial Borrowings were not attracted during the financial year under report.

ANNEXURE A

**(To the Secretarial Audit Report of KEWAL KIRAN CLOTHING LIMITED
for the financial year ended March 31, 2024)**

To,
The Members,
KEWAL KIRAN CLOTHING LIMITED
Kewal Kiran Estate, 460/7, I. B. Patel Road,
Near Western Express Highway, Goregaon (East)
Mumbai - 400063

Our report of even date is to be read along with this letter.

- Maintenance of secretarial record is the responsibility of the management of the Company. Our responsibility is to express an opinion on these secretarial records based on our audit.
- We have followed the audit practices and processes as were appropriate to obtain reasonable assurance about the correctness of the contents of the secretarial records. The verification was done on test basis to ensure that the correct facts are reflected in secretarial records. We believe that the practices and processes, we followed provide a reasonable basis for our opinion.
- We have not verified the correctness and appropriateness of financial records and Books of Accounts of the Company.
- Wherever required, we obtained management representation about the compliance of laws, rules, regulations, norms and standards and happening of events.
- In respect of the filing of forms /returns by the Company, related to the period under audit, we have not observed any material non-compliance, which can have material bearing on the financial of the Company and hence have not reported in our audit report.
- The compliance of the provisions of Corporate and other applicable laws, rules, regulations, norms and standards is the responsibility of management. Our examination was limited to the verification of procedure on test basis.
- The secretarial audit report is neither an assurance as to the future viability of the Company nor of the efficacy or effectiveness with which the management has conducted the affairs of the Company.

For **U. P. Jain & Co.**
Company Secretaries

Ummedmal P. Jain
Proprietor
FCS-3735, CP-2235
PR 1253/ 2021

Dated: August 13, 2024
Place: Mumbai



ANNEXURE - IV

DETAILS PERTAINING TO REMUNERATION AS REQUIRED UNDER SECTION 197(12) OF THE COMPANIES ACT, 2013 READ WITH THE RULE 5 (1) OF THE COMPANIES (APPOINTMENT & REMUNERATION OF MANAGERIAL PERSONNEL) RULES, 2014

- (i) The ratio of the remuneration of each Director to the median remuneration of the employees of the Company for the financial year 2023-24 and the percentage increase in the remuneration of each Director, Chief Financial Officer and Company Secretary during the financial year 2023-24 are as under: -

Sr. No	Name of Director/ KMP and Designation	Remuneration of the Director/ KMP for the financial year 2023-24 (In Rupees)	% increase in remuneration in the financial year 2023-24	Ratio of remuneration of each Director/ KMP to median remuneration of employees
1.	Mr. Kewalchand P. Jain, Chairman & Managing Director	1,25,00,000	NIL	41: 1
2.	Mr. Hemant P. Jain, Joint Managing Director	1,25,00,000	NIL	41: 1
3.	Mr. Dinesh P. Jain, Whole Time Director	1,25,00,000	NIL	41: 1
4.	Mr. Vikas P. Jain, Whole Time Director	1,25,00,000	NIL	41: 1
5.	Mr. Bharat Assudomal Adnani, Chief Financial Officer	75,30,471	36.49%	25: 1
6.	Mr. Nimesh Anandpara Deputy Chief Financial Officer	62,34,136	10.58%	20:1
7.	Mr. Abhijit Warange, Company Secretary	60,04,450	27.75%	20: 1

Notes:

Gross remuneration figures are based on Cost to Company (CTC) and does not include gratuity to be paid at the time of separation or retirement from services.

- (i) The Non-Executive Independent Directors are paid only sitting fees which is not considered as remuneration.
- (ii) The Median remuneration of employees of the Company during the financial year was ₹ 3.05 Lakhs per annum. (Excluding CTC of Directors and KMP)
- (iii) In the financial year, there was increase of 7.94% in the median remuneration of the employees.
- (iv) There were 1701 permanent employees including Piece rate employees on the rolls of Company as on March 31, 2024.
- (v) Average percentage increase made in the salaries of the employees (excluding wages) other than Key Managerial Personnel(s) in the financial year 2023-24 was 10.68% whereas, the increase in Key Managerial remuneration was 24.69%.
- (vi) It is hereby affirmed that the remuneration paid is as per the remuneration policy for Directors, Key Managerial Personnel(s) and other employees.

Companies (Appointment and Remuneration of Managerial Personnel) Rules, 2014

A. Name of top 10 employees in terms of remuneration drawn:

Sr. No	Name	Designation	Nature of employment whether contractual or otherwise	Nature of Duties of the employee	Qualification	Age in years	Date of Commencement of employment	Total Experience in years	Gross Remuneration (₹)	Previous Employment/ Designation
1	Kewalchand P. Jain	Chairman & Managing Director	Permanent	Finance & overall control of the Company affairs	Under Graduate	62	January 30, 1992	39	1,25,00,000	Kewal Kiran & Co/ Partners
2	Hemant P. Jain	Joint Managing Director	Permanent	Marketing - Killer & Easies	Under Graduate	60	January 30, 1992	37	1,25,00,000	Kewal Kiran & Co/ Partner
3	Dinesh P. Jain	Wholetime Director	Permanent	Production	Under Graduate	54	October 2, 1997	32	1,25,00,000	Kewal Kiran & Co/ Partner
4	Vikas P. Jain	Wholetime Director	Permanent	Marketing- Lawman Integrity & K-Lounge Stores	B.Com	53	October 2, 1997	29	1,25,00,000	N.A
5	Lakshbir Singh	Brand Head - Killer & Easies	Permanent	End to End operations of Killer & Easies brand	1. B. Com 2. M. Com 3. M.B.A. 4. M. Phil	43	September 21, 2018	21	96,00,010	Royal Classic Group (Classic Polo) - Business Head
6	Bharat Adnani	Chief Financial Officer	Permanent	Financial Operations & Control	1. B. Com 2. C. A. 3. M. FM	50	May 31, 2022	27	75,30,471	FXunlimited Financial Service P. Ltd. - Director
7	Nimesh Anandpara	Deputy Chief Financial Officer	Permanent	Financial Operations	1. B. Com 2. C.A.	40	January 7, 2008	20	62,34,136	Shruti Shah & Co - Audit and Taxation Manager
8	Sangeeta Singh	Chief Human Resources Officer	Permanent	Human Resource Operations	1. B. Sc 2. PG.D.M.	46	November 25, 2021	22	60,25,459	Essar Power Group - HR Head
9	Abhijit Warange	Vice President - Legal and Company Secretary	Permanent	Legal and Secretarial	1. B. Com 2. C.S. 3. LLB	46	November 1, 2009	21	60,04,450	Zodiac Clothing - Assistant Manager - Secretarial
10	Rohit Goyal	General Manager - NCS	Permanent	End to End operations of NCS	1. B. Com 2. M.B.A.	43	July 11, 2005	20	60,00,458	South India Watch Industries Pvt. Ltd. - Executive Retail Sales

Note :-

- Mr. Kewalchand P. Jain, Mr. Hemant P. Jain, Mr. Dinesh P. Jain and Mr. Vikas P. Jain are brothers. Save and except Mr. Kewalchand P. Jain, Mr. Hemant P. Jain, Mr. Dinesh P. Jain and Mr. Vikas P. Jain none of the other employees' aforesaid hold equity shares in the Company either individually or together with their spouse or dependent children exceeding two percent of the total equity shares. The details of the shareholding of Mr. Kewalchand P. Jain, Mr. Hemant P. Jain, Mr. Dinesh P. Jain and Mr. Vikas P. Jain are detailed in the Corporate Governance Report which forms a part of the Annual Report.
- Gross Remuneration figures are based on Cost to Company (CTC) as on March 31, 2024 and does not include gratuity to be paid at the time of separation or retirement from service.

ANNEXURE - V

CORPORATE SOCIAL RESPONSIBILITY REPORT

1. Brief outline on Corporate Social Responsibility Policy of the Company.

Social and Environmental responsibility has always been at the forefront of Kewal Kiran Clothing Limited's operating philosophy and as a result the Company consistently contributes to socially responsible activities. Corporate Social Responsibility (CSR) at Kewal Kiran Clothing Limited portrays the deep symbiotic relationship that the group enjoys with the communities it is engaged with. As a responsible corporate citizen, we try to contribute for social and environmental causes on a regular basis. We believe that to succeed, an organization must maintain highest standards of corporate behavior towards its employees, consumers and societies in which it operates.

We are of the opinion that CSR underlines the objective of bringing about a difference and adding value to our stakeholders' lives. Kewal Kiran Clothing Limited's Corporate Social Responsibility Policy is rooted in the Company's core values of quality, reliability and trust guided by international standards and best practices, and driven by our aspiration for excellence in the overall performance of our business.

Pursuant to Section 135 of the Companies Act, 2013 and rules made there under the Company had approved the Corporate Social Responsibility policy, as recommended by Corporate Social Responsibility Committee, in the Board Meeting held on January 31, 2015.

2. Composition of CSR Committee:

Sr. No.	Name of Director	Designation / Nature of Directorship	Number of meetings of CSR Committee held during the year	Number of meetings of CSR Committee attended during the year
1.	Mr. Nimish G. Pandya	Non Executive -Independent Director	1	1
2.	Mr. Paresh H. Clerk	Non Executive -Independent Director	0	0
3.	Mr. Kewalchand P. Jain	Director	1	1
4.	Mr. Hemant P. Jain	Director	1	1

Note:

Mr. Nimish G. Pandya ceased to be the Chairman and Member of CSR Committee from January 20, 2024 and Mr. Paresh H. Clerk was appointed as Chairman and Member of CSR Committee from January 20, 2024

3. Provide the web-link where Composition of CSR Committee, CSR Policy and project approved by the board are disclosed on the website of the Company.

<https://www.kewalkiran.com/investors.php#Weblink%20of%20CSR>

4. Provide the details of Impact assessment of CSR projects carried out in pursuance of sub-rule (3) of rule 8 of the Companies (Corporate Social Responsibility Policy) Rules, 2014, if applicable (attach the report) - Not Applicable

5. Details of the amount available for set off in pursuance of sub-rule (3) of rule 7 of the Companies (Corporate Social Responsibility Policy) Rules, 2014 and amount required for set off for the financial year, if any - NIL

6. Average net profit of the Company as per section 135(5)	₹ 86,30,26,133/-
(a) Two percent of average net profit of the Company as per section 135(5)	₹ 1,72,60,523/-
(b) Surplus arising out of the CSR projects or programmes or activities of the previous financial years.	NIL
(c) Amount required to be set off for the financial year, if any	NIL
(d) Total CSR obligation for the financial year (7a+7b- 7c).	₹ 1,72,61,000/-

7. (a) CSR amount spent or unspent for the financial year:

Total Amount Spent for the Financial Year. (in ₹)	Amount Unspent (in ₹)				
	Total Amount transferred to Unspent CSR Account as per section 135(6).		Amount transferred to any fund specified under Schedule VII as per proviso to section 135(5).		
	Amount.	Date of transfer.	Name of the Fund	Amount	Date of transfer
1,75,00,000/-	N.A	N.A	N.A	N.A	N.A

(b) Details of CSR amount spent against ongoing projects for the financial year: Not Applicable

(c) Details of CSR amount spent against other than ongoing projects for the financial year:

(1)	(2)	(3)	(4)	(5)	(6)	(7)	(8)		
S. No.	Name of the Project	Item from the list of activities in schedule VII to the Act.	Local area (Yes/ No).	Location of the project.		Amount spent for the project (in ₹).	Mode of implementation - Direct (Yes/No).	Mode of implementation - Through implementing agency.	
				State.	District.			Name.	CSR registration number.
1.	N.A	Promoting Health care including Preventive Health care	No	Rajasthan	Sadri	1,75,00,000/-	No	Smt. Jatnobai Karamchandji Ratanparia Chouhan Charitable Trust	CSR00005369

(d) Amount spent in Administrative Overheads-

NIL

(e) Amount spent on Impact Assessment, if applicable-

N.A

(f) Total amount spent for the Financial Year (8b+8c+8d+8e)

₹ 1,75,00,000/-

(g) Excess amount for set off, if any:

Sr. No.	Particulars	Amount (in ₹)
(i)	Two percent of average net profit of the Company as per section 135(5)	1,72,60,523/-
(ii)	Total amount spent for the Financial Year	1,75,00,000/-
(iii)	Excess amount spent for the financial year [(ii)-(i)]	NIL
(iv)	Surplus arising out of the CSR projects or programmes or activities of the previous financial years, if any	NIL
(v)	Amount available for set off in succeeding financial years [(iii)-(iv)]	NIL

8. (a) Details of Unspent CSR amount for the preceding three financial years: NIL

(b) Details of CSR amount spent in the financial year for ongoing projects of the preceding financial year(s): Not Applicable

10. In case of creation or acquisition of capital asset, furnish the details relating to the asset so created or acquired through CSR spent in the financial year - Not Applicable

11. Specify the reason(s), if the Company has failed to spend two per cent of the average net profit as per section 135(5) - Not Applicable

Mr. Kewalchand P. Jain
(Chairman and Managing Director)
DIN: 00029730

Mr. Paresh H. Clerk
(Chairman CSR Committee)
DIN: 10419124



Corporate Governance Report



I. COMPANY'S PHILOSOPHY ON CODE OF CORPORATE GOVERNANCE

Kewal Kiran Clothing Limited is committed to good Corporate Governance in order to enhance stakeholders' value. Your Company believes that Corporate Governance is not an end in itself but a catalyst in the process towards maximization of stakeholder value. Your Company's philosophy on Corporate Governance enshrines the goal of achieving the highest levels of transparency, accountability and equity in all spheres of its operations and in all its dealings with its stakeholders. It is your Company's belief that good ethics make good business sense and our business practices are in keeping with the spirit of maintaining the highest level of ethical standards.

The SEBI (Listing Obligations and Disclosure Requirements) Regulations, 2015 provide for stricter disclosure and protection of investor rights by listed entities. The regulations are aligned with the provisions of the Companies Act, 2013 and are aimed to encourage companies to adopt best practices on Corporate Governance. Our Corporate Governance framework has helped us be aligned with the Companies Act, 2013 and the SEBI (Listing Obligations and Disclosure Requirements) Regulations, 2015. We believe that an active, well informed and independent Board is necessary to ensure the highest standard of Corporate Governance. The Board of Directors of your Company is at the core of our Corporate Governance practices. The Board thus oversees your Company's management functions and protects the long term interest of our stakeholders.

In so far as compliance of SEBI (Listing Obligations and Disclosure Requirements) Regulations, 2015 is concerned, your Company has complied in all material respects with the requirements of Corporate Governance specified in the SEBI (Listing Obligations and Disclosure Requirements) Regulations, 2015.

The composition of the Board and other relevant details relating to Directors as on March 31, 2024 are given below:

Name of the Director	Designation	Category of Directorship	No. of other Directorship	No. of Committee Chairmanship/ Membership
Mr. Kewalchand P. Jain (DIN - 00029730)	Chairman & Managing Director	Promoter & Executive	7	1
Mr. Hemant P. Jain (DIN - 00029822)	Joint Managing Director	Promoter & Executive	6	1
Mr. Dinesh P. Jain (DIN - 00327277)	Whole-time Director	Promoter & Executive	6	0
Mr. Vikas P. Jain (DIN - 00029901)	Whole-time Director	Promoter & Executive	5	0
*Mr. Paresh H. Clerk (DIN - 10419124)	Director	Independent- Non Executive	0	1
*Mr. Jayraj S. Sheth (DIN - 03290577)	Director	Independent- Non Executive	0	2
*Ms. Ushma Sheth Sule (DIN - 07460369)	Director	Independent Non Executive	3	0
Ms. Drushti R. Desai (DIN - 00294249)	Director	Independent- Non Executive	5	4

II. BOARD OF DIRECTORS

Composition of the Board:

The Board of Directors along with its Committees provides leadership and guidance to your Company's management as also direct, supervise and control the performance of the Company.

The Board of Directors of your Company has an optimum combination of Executive and Non Executive Directors. As at March 31, 2024 the Board of Directors comprise of 11 Directors of which 7 are Independent Non-executive Directors including 2 Women Directors. The Executive Directors of your Company have more than three decades of hands on experience in manufacturing and retailing of branded apparels. The Non Executive Independent Directors are eminent professionals with wide range of knowledge and experience in various spheres of business and industry, finance and law.

None of the Director on the Company's Board is a Member of more than ten (10) Committees and Chairman of more than five (5) Committees (Committees being Audit Committee and Stakeholder Relationship Committee) across all the public limited companies in which he/she is a Director. All the Director have made necessary disclosures regarding Committee position held by them in other Companies and do not hold the office of Director in more than twenty (20) companies, including ten (10) public companies. None of the Non-Executive Independent Director is acting as an Independent Director in more than seven (7) listed entities. None of the Non-Executive Independent Director who is serving as a Whole time Director in a listed entity is acting as an Independent Director in more than three (3) listed entities.

Name of the Director	Designation	Category of Directorship	No. of other Directorship	No. of Committee Chairmanship/ Membership
#Mr. Yogesh A. Thar (DIN - 02687466)	Director	Independent- Non Executive	0	0
#Dr. Prakash A. Mody (DIN - 00001285)	Director	Independent- Non Executive	2	0
#Mr. Nimish G.Pandya (DIN - 00326966)	Director	Independent Non Executive	1	0

Note:

* Mr. Paresh H. Clerk, Mr. Jayraj S. Sheth and Ms. Ushma Sheth Sule were appointed as Non-executive independent Director of the Company with effect from January 20, 2024.

Mr. Yogesh A. Thar, Dr. Prakash A. Mody and Mr. Nimish G. Pandya ceased to be Directors of the Company from March 31, 2024 upon completion of their second term of 5 (five) consecutive years.

Details of other Directorships (excluding Directorship in Kewal Kiran Clothing Limited)/Committee memberships (including Committee; Chairmanship/membership in Kewal Kiran Clothing Limited) are given by way of a separate Annexure.

Directors	No. of Board Meetings Attended	Attendance at the last AGM
Mr. Jayraj S. Sheth	2 of 2	-
Ms. Ushma Sheth Sule	2 of 2	-

The Committee chairmanship/membership of the Directors is restricted to the Chairmanship/membership of Audit Committee and Stakeholders Relationship Committee and excludes Chairmanship/ Membership in Private Companies, Foreign Companies and Companies under Section 8 of the Companies Act, 2013.

Number of Board Meetings held and attended by Directors:

- (i) The meetings of the Board of Directors are scheduled well in advance. The Board Members are presented in advance with the detailed agenda in respect of all Board meetings. During the year under review five (5) meetings of the Board of Directors were held on the following dates: -

April 27, 2023, August 2, 2023, October 23, 2023, January 20, 2024 and February 22, 2024. The Maximum time gap between any two consecutive meetings did not exceed 120 days.

- (ii) The attendance record of each of the Directors at the Board Meetings during the year ended on March 31, 2024 and during the last Annual General Meeting (AGM) is as under:-

Directors	No. of Board Meetings Attended	Attendance at the last AGM
Mr. Kewalchand P. Jain	5 of 5	Present
Mr. Hemant P. Jain	5 of 5	Present
Mr. Dinesh P. Jain	4 of 5	Present
Mr. Vikas P. Jain	5 of 5	Present
Mr. Yogesh A. Thar	4 of 5	Present
Dr. Prakash A. Mody	2 of 5	Absent
Mr. Nimish G. Pandya	5 of 5	Present
Ms. Drushti R. Desai	5 of 5	Present
Mr. Paresh H. Clerk	2 of 2	-

Disclosure of relationship between the Directors inter-se:

Mr. Kewalchand P. Jain, Mr. Hemant P. Jain, Mr. Dinesh P. Jain and Mr. Vikas P. Jain are brothers.

Details of shares held by Directors in the Company as on March 31, 2024:

Name of the Directors	Number of shares held
Mr. Kewalchand P. Jain*	35,33,055
Mr. Hemant P. Jain*	35,39,575
Mr. Dinesh P. Jain*	37,29,155
Mr. Vikas P. Jain*	36,89,105
Mr. Yogesh A. Thar	Nil
Dr. Prakash A. Mody	2,136
Mr. Nimish G. Pandya	Nil
Ms. Drushti R. Desai	Nil
Mr. Paresh H. Clerk	Nil
Mr. Jayraj S. Sheth	Nil
Ms. Ushma Sheth Sule	Nil

3,07,65,000 shares are held by Mrs. Shantaben P. Jain j/w Mr. Kewalchand P. Jain j/w Mr. Hemant P. Jain as trustees of the P.K. Jain Family Holding Trust.

*Note:

The said shares held by Mr. K. P. Jain includes 80,000 equity shares held in his capacity as Karta of Kewalchand P. Jain H.U.F and 3,96,805 shares held jointly with Mrs. Veena K. Jain.

The said shares held by Mr. H.P. Jain includes 80,000 equity shares held in his capacity as Karta of Hemant P. Jain H.U.F and 4,03,325 shares held jointly with Mrs. Lata H. Jain.

The said shares held by Mr. D.P. Jain includes 80,000 equity shares held in his capacity as Karta of Dinesh P. Jain H.U.F and 5,12,905 shares held jointly with Mrs. Sangeeta D. Jain.

The said shares held by Mr. V.P. Jain includes 80,000 equity shares held in his capacity as Karta of Vikas P. Jain H.U.F and 4,72,855 shares held jointly with Mrs. Kesar V. Jain.

Details of names of the listed entities where the Director is a Director and the category of Directorship:

Sr. no.	Name of the Director	Name of listed Company where Director other than KKCL	Category of Directorship
1	Mr. Kewalchand P. Jain	NIL	NA
2	Mr. Hemant P. Jain	NIL	NA
3	Mr. Dinesh P. Jain	NIL	NA
4	Mr. Vikas P. Jain	NIL	NA
5	Mr. Yogesh A. Thar	NIL	NA
6	Dr. Prakash A. Mody	Unichem Laboratories Limited	Non-executive Non independent Director
7	Mr. Nimish G.Pandya	NIL	NA
8	Ms. Drushti R. Desai	(i) Amal Limited (ii) Chemfab Alkalis Limited (iii) Rashi Peripherals Limited	Independent Director Independent Director Independent Director
9	Mr. Paresh H. Clerk	NIL	NA
10	Mr. Jayraj S. Sheth	NIL	NA
11	Ms. Ushma Sheth Sule	NIL	NA

Familiarisation Programme for Independent Directors:

At the time of appointing an Independent Director, a formal letter of appointment is given to him/her, which interalia explains the role, function, duties and responsibilities expected of him/her as an Independent Director of the Company. Independent Directors are also explained in detail the Compliance required from him/her under the Companies Act, 2013, SEBI (Listing Obligations and Disclosure Requirements) Regulations, 2015 and other relevant regulations. The Chairman and Managing Director also has one to one discussion with the newly appointed Independent Director to familiarize him/her with the Company's operations. Further the Company has put in place a policy to familiarize the Independent Directors about the Company, its products, business and on-going events relating to the Company.

During the financial year 2023-24 the Independent Directors have attended familiarization programme conducted by the Company and the web-link for the details of familiarization programme is <https://www.kewalkiran.com/admin/uploads/categoryfiles/943DetailsofFamiliarization23-24.pdf>

Core skills/expertise/competencies identified by the Board of Directors for it to function effectively and available with the Board:

The Board of Directors ('Board') have not established specific minimum age, education, years of business experience or specific types of skills for appointing any individual as a Board member, but, in general, expects an

Name of the Director	Expertise in specific functional area
Kewalchand Jain	Apparel and Textile Industry domain expert, Finance, Banking and Corporate Management
Hemant Jain	Apparel and Textile Industry domain expert, Business Strategy, Marketing, Corporate Management, Retail Business

individual to have ample experience and a proven record of professional success, leadership and the highest level of personal and professional ethics, integrity and values and loyalty to the interest of the Company and its stakeholders.

The Board would generally ensure that an individual should have ability to exercise objectivity and independence in making informed business decisions, willingness and commitment to devote the required time to fulfil his/her duties, ability to communicate effectively and collaborate with other Board members to contribute effectively to the diversity of perspectives that enhances Board including a willingness to listen and respect the views of others.

The Board would also assess individual's skills, knowledge and expertise relevant to the Company's business, with extensive experience at a senior leadership level in a comparable Company or organization, including, but not limited to relevant experience in international operations, public service, finance, accounting, strategic planning, technology and marketing. The Company believes that an effective and diverse Board will leverage differences in thought, perspective, knowledge, skill, regional and industry experience, cultural and geographical background, age, ethnicity, race and gender, which will ensure that the Company retains its competitive advantage.

The ultimate objective is to have a Board that offers a broad range of perspectives that are directly relevant to the business and organizational needs.

Name of the Director	Expertise in specific functional area
Dinesh Jain	Human Resources (HR) and Industrial Relations (IR), Resource Management, Overall operation and development of production facilities
Vikas Jain	Marketing, Retail Business, Corporate Management, Research for new technologies in manufacturing
Drushti Desai	Valuation of Shares, Businesses and Intangibles and Advisory Services on schemes relating to Mergers, Acquisitions, Spin-offs and other forms of Corporate Restructuring and Family Settlements, Financial and Management Advice and Corporate and Individual Taxation (income tax, wealth tax and gift tax)
Prakash Mody	Marketing, Communication, Advertising, Media, Research and Production
Nimish Pandya	Mergers and Acquisitions, Litigation and Arbitration, Trusts and Charities, Corporate, Commercial and Financial Planning and Execution, including Transaction Support and Contracts, Intellectual Property, Technology, Media and Communications, Competition and Trade, Conveyance and Real Estates and Family and Personal Law
Yogesh Thar	Business Mergers, Acquisitions and Restructuring, Business Valuations, Corporate Taxation and Taxation of Non-resident Citizens and Foreign Companies
Paresh Clerk	Statutory, Internal and Tax Audit, Due Diligence for Local and International Acquisitions and Accounting and Company Law Advisory.
Jayraj Sheth	Advising PSFs, Start-ups and Medium Sized Enterprises in the core areas of framing strategy, preparing business plans, managing human capital, designing organisation structure, systems and processes and monitoring progress
Ushma Sheth Sule	Investment Professional having experience in long-term investments in public markets and private equity in India

All Independent Directors have given declarations that they meet the criteria of independence as laid down under Section 149(6) of the Companies Act, 2013 and Regulation 16(1)(b) of the SEBI (Listing Obligations and Disclosure Requirements) Regulations, 2015. In the opinion of the Board, the Independent Directors, fulfil the conditions of independence specified in Section 149(6) of the Companies Act, 2013 and Regulation 16(1)(b) of the SEBI (Listing Obligations and Disclosure Requirements) Regulations, 2015 and are independent of the management. A formal letter of appointment to Independent Directors as provided in Companies Act, 2013 has been issued and disclosed on the website of the Company.

Governance Codes:

• Code of Conduct

In line with the Company's objective of following the best Corporate Governance Standards the Board of Directors have laid down a Code of Conduct for all Board Members and Senior Management of the Company. The Code is effective from January 14, 2006.

The Company has also adopted code for Independent Directors in the Board meeting held on May 10, 2014 pursuant to Section 149(8) of the Companies Act, 2013 which makes it mandatory for independent Directors to abide by the provisions of the code.

All the Board members and Senior Management of the Company as on March 31, 2024 have affirmed compliance with their respective Codes of Conduct in accordance with Regulation 26(3) of SEBI (Listing Obligations and Disclosure Requirements) Regulations, 2015.

• Conflict of Interest

Each Director informs the Company on an annual basis about the Board and the Committee positions he/she occupies in other companies and notifies changes if any during the year. The Board Members while discharging their duties, avoid conflict of interest in the decision making process. The members of the Board neither participate in any discussions nor vote in any transactions in which they have any concern or interest.

• Insider Trading Code

In accordance with Securities and Exchange Board of India (Prohibition of Insider Trading) Regulations, 2015 the Company had formulated and approved the (i) Insider Trading Code to regulate dealings in the securities of the Company by designated persons in compliance with the regulations, (ii) policy for fair disclosure of unpublished price sensitive information and (iii) Unpublished Price Sensitive Information Leak Enquiry Policy. Mr. Abhijit Warange, Vice President – Legal and Company Secretary is the Compliance Officer for the purpose of Insider Trading Code while Mr. Bharat Adnani, Chief Financial Officer is the Chief Investor Relations Officer for the purpose of the fair disclosure policy.

III. AUDIT COMMITTEE

Constitution of Audit Committee:

The Audit Committee of the Board of Directors is entrusted with the responsibility to supervise the internal control and financial reporting process. The composition, quorum, powers, role and scope of the Committee are

in accordance with Section 177 of the Companies Act, 2013 and Regulation 18 of SEBI (Listing Obligations and Disclosure Requirements) Regulations, 2015. All the members of the Audit Committee are financially literate and bring in expertise in the field of Finance, Taxation, Economics and Risk Management.

The Audit Committee comprises the following members:

Mr. Yogesh A. Thar, Non Executive-Independent Director	Chairman and Member Ceased to be Chairman and Member of the Committee from January 20, 2024
Mr. Nimish G. Pandya, Non Executive-Independent Director	Member Ceased to be a Member of the Committee from January 20, 2024
Mr. Paresh H. Clerk, Non Executive-Independent Director	Chairman and Member w.e.f. January 20, 2024
Mr. Jayraj S. Sheth, Non Executive-Independent Director	Member w.e.f. January 20, 2024
Ms. Drushti R. Desai, Non Executive-Independent Director	Member

Note:

Mr. Yogesh A. Thar ceased to be the Chairman and Member and Mr. Nimish G. Pandya ceased to be the Member of the Audit Committee from January 20, 2024.

Mr. Paresh H. Clerk was appointed as the Chairman and Member and Mr. Jayraj S. Sheth was appointed as Member of the Audit Committee w.e.f. January 20, 2024.

Mr. Abhijit B. Warange, Company Secretary acts as the Secretary of the Committee.

The terms of reference of the Audit Committee includes:

The primary objective of the Audit Committee is to monitor and provide an effective supervision of the Management's financial reporting process. The Audit Committee, inter-alia, performs the functions of discussing and reviewing quarterly and audited financial results, recommendation of appointment of statutory auditors and their remuneration, recommendation of appointment and remuneration of internal auditors, review of Internal Audit Reports, approval and review of related party transactions. For the smooth and effective functioning, the Audit Committee has also powers to investigate any activity within its terms of reference, to seek information from employees and obtain outside legal/ professional advise. In addition to the above, the other role and terms of reference of the Audit Committee cover the matters as specified in Section 177 of the Companies Act, 2013 read

with Regulation 18(3) of Securities and Exchange Board of India (Listing Obligations and Disclosure Requirements) Regulations, 2015

Meetings of the Audit Committee:

During the year ended March 31, 2024, four (4) meetings of the Audit Committee were held on April 27, 2023, August 2, 2023, October 23, 2023 and January 20, 2024. The attendance of each Audit Committee member is given hereunder: –

Name of the Audit Committee Member	No. of meetings attended
Mr. Yogesh A. Thar	4 of 4
Mr. Nimish G. Pandya	4 of 4
Ms. Drushti R. Desai	4 of 4
Mr. Paresh H. Clerk	0 of 0
Mr. Jayraj S. Sheth	0 of 0

Attendees:

At the invitation of the Committee, representatives from various divisions of the Company, internal auditors, statutory auditors and the Chief Financial Officer also attend the Audit Committee Meeting to respond to queries raised at the Committee Meetings.

IV. NOMINATION AND REMUNERATION COMMITTEE

Composition of Committee:

The Nomination and Remuneration Committee's constitution and terms of reference are in compliance with the provisions of Section 178 of the Companies Act, 2013 and Regulation 19 and Part D (Point A) of the Schedule II of the SEBI (Listing Obligations and Disclosure Requirements) Regulations, 2015.

The Nomination and Remuneration Committee comprises of the following members:

Mr. Nimish G. Pandya, Non Executive-Independent Director	Chairman and Member Ceased to be Chairman and Member of the Committee from January 20, 2024
Mr. Yogesh A. Thar, Non Executive-Independent Director	Member Ceased to be a Member of the Committee from January 20, 2024
Dr. Prakash A. Mody	Member Ceased to be a Member of the Committee from January 20, 2024
Ms. Ushma Sheth Sule, Non Executive-Independent Director	Chairman and Member, w.e.f. January 20, 2024
Mr. Jayraj S. Sheth, Non Executive-Independent Director	Member, w.e.f. January 20, 2024

Ms. Drushti R. Desai, Non Executive-Independent Director Member

Note:

Mr. Nimish G. Pandya ceased to be the Chairman and Member, Mr. Yogesh A. Thar and Dr. Prakash A. Mody ceased to be the members of the Nomination and Remuneration Committee from January 20, 2024.

Ms Ushma Sheth Sule was appointed as the Chairman and Member and Mr Jayraj S. Sheth was appointed as Member of the Nomination and Remuneration Committee w.e.f January 20, 2024

Mr. Abhijit B. Warange, Company Secretary acts as the Secretary of the Committee.

The terms of reference of Nomination and Remuneration Committee includes:

- To lay down criteria and terms and conditions with regard to identifying persons who are qualified to become Directors (Executive and Non-Executive) and persons who may be appointed in Senior Management and Key Managerial positions and to determine their remuneration.
- To determine remuneration based on the Company's size and financial position and trends and practices on remuneration prevailing in peer companies and in the industry.
- To ensure that the remuneration to Directors, Key Managerial Personnel and Senior Management involves a balance between fixed and incentive pay reflecting short and long term performance objectives appropriate to the working of the Company and its goals.
- To carry out evaluation of the performance of Directors, as well as Key Managerial and Senior Management Personnel.
- To provide them reward linked directly to their effort, performance, dedication and achievement relating to the Company's operations.
- To retain, motivate and promote talent and to ensure long term sustainability of talented managerial persons and create competitive advantage.
- To device policy on diversity of Board of Directors.
- To determine whether to extend or continue the term of appointment of the independent Director on the basis of the report of performance evaluation of independent Director.

- To recommend to the Board all remuneration, in whatever form, payable to Senior Management.

Meetings of the Nomination and Remuneration Committee:

During the year ended March 31, 2024 one (1) meeting of the Nomination and Remuneration Committee was held on January 20, 2024.

The attendance of Nomination and Remuneration Committee meeting is given hereunder:-

Name of the Nomination and Remuneration Committee Member	No. of meetings attended
Mr. Nimish G. Pandya	1 of 1
Mr. Yogesh A. Thar	1 of 1
Dr. Prakash A. Mody	0 of 1
Ms. Drushti R. Desai	1 of 1
Ms. Ushma Sheth Sule	0 of 0
Mr. Jayraj S. Sheth	0 of 0

Performance Evaluation:

Pursuant to the provisions of the Companies Act, 2013 and SEBI (Listing Obligations and Disclosure Requirements) Regulations, 2015, the Board has carried out the annual performance evaluation of individual Directors as well as the evaluation of the working of the Board and Committees in accordance with the performance evaluation policy. A structured questionnaire was prepared after circulating the draft forms, covering various aspects of the Board's functioning such as composition of the Board and Committees, experience and competencies, performance of specific duties and obligations, governance issues, etc.

The evaluation of the Independent Directors was carried out by the entire Board and that of the Chairman and the Non-Independent Directors was carried out by the Independent Directors. The Directors were satisfied with the evaluation results, which reflected the overall engagement of the Board and its Committees with the Company.

V. REMUNERATION OF DIRECTORS

Remuneration Policy for Executive Directors:

The Board of Directors of the Company presently comprises of four Executive Directors namely Mr. Kewalchand P. Jain, Chairman and Managing Director, Mr. Hemant P. Jain, Joint Managing Director, Mr. Dinesh P. Jain and Mr. Vikas P. Jain, Whole-time Directors.

The remuneration of the Executive Directors is governed by the Articles of Association of the Company, the

resolution of the Board of Directors and the members. The details of the remuneration paid to the Executive Directors is detailed hereafter.

Revisions, if any in the remuneration of the Executive Directors are deliberated by the Nomination and Remuneration Committee of the Board. Based on the recommendation of the Nomination and Remuneration Committee, the Board decides on the revision subject to the shareholders approval.

Remuneration Policy for Non -Executive Directors:

Non- Executive Directors of a Company's Board of Directors can add substantial value to the Company through their contribution to the Management of the Company. In addition, they can safeguard the interest of the investors at large by playing an appropriate control role. Non - Executive Directors bring in their long experience and expertise and add substantial value to the deliberations of the Board and its Committee.

All pecuniary relationship or transactions of the non-executive Directors vis-à-vis the listed entity:

During the year under review payments to M/s. Pandya & Co., Advocates and Notary for legal services where Mr. Nimish Pandya is the proprietor amounted to ₹ 50,000/-.

Criteria of making payment to Non-Executive Directors:

Save and except as stated herein apart from receiving sitting fees for attending the Board /Committee meetings the Non Executive Directors have no other pecuniary relationship or transaction with the Company. The sitting fees paid to the Non Executive Directors is within the statutory limits prescribed under the Companies Act, 2013 and the rules made thereunder for payment of sitting fees without the approval of the Central Government.

Service contracts, notice period and severance fee:

The appointment of the executive Directors is governed by the Articles of Association of the Company, the resolution of the Board of Directors and the members.

There is no provision for severance fees.

Details of sitting fees, remuneration etc. paid to Directors for the year ended March 31, 2024.

Name of the Directors	Sitting Fees	Salary	Contribution to PF and Perquisites	Retiral benefits/ Bonuses/ Commission payable/ performance linked incentive/ pension/ Stock options granted	Total
Mr. Kewalchand P. Jain	Nil	₹ 11,792,432	₹ 7,07,568	Nil	₹ 1,25,00,000
Mr. Hemant P. Jain	Nil	₹ 11,792,432	₹ 7,07,568	Nil	₹ 1,25,00,000
Mr. Dinesh P. Jain	Nil	₹ 11,792,432	₹ 7,07,568	Nil	₹ 1,25,00,000
Mr. Vikas P. Jain	Nil	₹ 11,792,432	₹ 7,07,568	Nil	₹ 1,25,00,000
Mr. Yogesh A. Thar	₹7,00,000	Nil	Nil	Nil	₹7,00,000
Dr. Prakash A. Mody	₹1,60,000	Nil	Nil	Nil	₹1,60,000
Mr. Nimish G. Pandya	₹ 8,40,000	Nil	Nil	Nil	₹ 8,40,000
Ms. Drushti R. Desai	₹7,80,000	Nil	Nil	Nil	₹7,80,000
Mr. Pares H. Clerk	₹ 1,60,000	Nil	Nil	Nil	₹ 1,60,000
Mr. Jayraj S. Sheth	₹ 1,60,000	Nil	Nil	Nil	₹ 1,60,000
Ms. Ushma Sheth Sule	₹ 1,60,000	Nil	Nil	Nil	₹ 1,60,000

VI. STAKEHOLDERS RELATIONSHIP COMMITTEE

Composition of Committee:

The Stakeholders Relationship Committee's constitution and terms of reference are in compliance with the provisions of Section 178 of the Companies Act, 2013 and Regulation 20 and Part D (Point B) of the Schedule II of the SEBI (Listing Obligations and Disclosure Requirements) Regulations, 2015.

#Stakeholders Relationship Committee comprised of the following members:

Mr. Nimish G. Pandya, Non Executive- Independent Director	Chairman and Member Ceased to be Chairman and Member of the Committee from January 20, 2024
Mr. Jayraj S. Sheth, Non Executive- Independent Director	Chairman and Member, w.e.f. January 20, 2024
Mr. Kewalchand P. Jain, Chairman & Managing Director	Member
Mr. Hemant P. Jain, Joint Managing Director	Member

Note:

Stakeholders Relationship and Shareholder/ Investor Grievance Committee was renamed as Stakeholders Relationship Committee w.e.f January 20, 2024

Mr. Nimish G. Pandya ceased to be the Chairman and member of the Stakeholders Relationship Committee from January 20, 2024

Mr Jayraj S. Sheth was appointed as Chairman and member of the Stakeholders Relationship Committee w.e.f January 20, 2024

Mr. Abhijit B. Warange, Company Secretary acts as the Secretary of the Committee.

The terms of reference of Stakeholders Relationship Committee are to specifically look into the redressal of shareholders and investors complaints like transfer of shares, non receipt of balance sheet, non receipt of dividends, etc.

Meetings of the Stakeholders Relationship Committee:-

During the year ended March 31, 2024 one (1) meeting of the Stakeholders Relationship Committee was held on March 28, 2024. The attendance of Shareholder/ Investor Grievance Committee member is given hereunder:

Name of the Stakeholders Relationship Committee Member	No. of meetings attended
Mr. Nimish G. Pandya	0 of 0
Mr. Kewalchand P. Jain	1 of 1

Name of the Stakeholders Relationship Committee Member	No. of meetings attended
Mr. Hemant P. Jain	1 of 1
Mr. Jayraj S. Sheth	1 of 1

Status report of the complaints received and resolved to the satisfaction of the shareholders/investors during the year ended March 31, 2024.

No. of complaints received - 2

No. of complaints resolved - 2

No. of compliants not resolved to the satisfaction of shareholders - 0

No. of complaints pending - 0

Name and Designation of the Compliance Officer:

Mr. Abhijit B. Warange – Vice President – Legal and Company Secretary, who is the Compliance Officer, can be contacted at, Kewal Kiran Estate, 460/7, I.B. Patel Road, Goregaon (East), Mumbai - 400063

Tel: 022-26814400, Fax: 02226814410

E-mail: grievanceredressal@kewalkiran.com

VII. CORPORATE SOCIAL RESPONSIBILITY COMMITTEE

Composition of Committee:

The Corporate Social Responsibility Committee is constituted pursuant to Section 135 of the Companies Act, 2013.

Corporate Social Responsibility Committee comprises of the following members:

Mr. Nimish G. Pandya, Non Executive- Independent Director	Chairman and Member Ceased to be Chairman and Member of the Committee from January 20, 2024
Mr. Paresh H. Clerk, Non Executive-Independent Director	Chairman and Member w.e.f. January 20, 2024
Mr. Kewalchand P. Jain, Chairman & Managing Director	Member
Mr. Hemant P. Jain, Joint Managing Director	Member

Note:

Mr. Nimish G. Pandya ceased to be the Chairman and Member of the Corporate Social Responsibility Committee from January 20, 2024.

Mr Paresh H. Clerk was appointed as Chairman and Member of the Corporate Social Responsibility Committee w.e.f January 20, 2024.

Mr. Abhijit B. Warange, Company Secretary acts as the Secretary of the Committee.

The terms of reference of Corporate Social Responsibility Committee broadly comprises:

- To review the Corporate Social Responsibility policy and to make it more comprehensive so as to indicate the activities to be undertaken by the Company as specified in Schedule VII of the Companies Act, 2013
- To provide guidance on various Corporate Social Responsibility activities to be undertaken by the Company and to monitor process
- To recommend the amount of expenditure to be incurred on the activities as specified in Schedule VII of the Companies Act, 2013
- Monitor the Corporate Social Responsibility Policy of the Company from time to time.

Meetings of the Corporate Social Responsibility Committee:

During the year ended March 31, 2024, one (1) meeting of the Corporate Social Responsibility Committee was held on April 27, 2023. The attendance of Corporate Social Responsibility Committee meeting is given hereunder:

Name of the Member of Corporate Social Responsibility Committee	No. of meetings attended
Mr. Nimish G. Pandya	1 of 1
Mr. Kewalchand P. Jain	1 of 1
Mr. Hemant P. Jain	1 of 1
Mr Paresh H. Clerk	0 of 0

The policy on Corporate Social Responsibility as approved by the Board of Directors has been uploaded on the website of the Company. The web-link to the CSR Policy is <https://kewalkiran.com>

VIII. RISK MANAGEMENT COMMITTEE

Composition of Committee:

Pursuant to Regulation 21 of SEBI (Listing Obligations and Disclosure Requirements) Regulations, 2015 the Company has constituted Risk Management Committee.

#Risk Management Committee comprises of the following members:

Mr. Kewalchand P. Jain , Chairman & Managing Director	Chairman
Mr. Hemant P. Jain, Joint Managing Director	Member
Mr. Vikas P. Jain, Whole Time Director	Member

Mr. Nimish G. Pandya, Non Executive- Independent Director	Member Ceased to be Member of the Committee from January 20, 2024
Mr. Paresh H. Clerk, Non Executive-Independent Director	Member w.e.f. January 20, 2024
Mr. Bharat A. Adnani, Chief Financial Officer	Member and secretary
Mr. Nimesh Anandpara, Deputy Chief Financial Officer	Member
Mr. Abhijit Warange , Vice President Legal and Company Secretary	Member

Note:

Mr. Nimish G. Pandya ceased to be the member of the Risk Management Committee from January 20, 2024

Mr. Paresh H. Clerk was appointed as a member of the Risk Management Committee w.e.f January 20, 2024

Risk Management Policy:

The Board has formulated and implemented the Risk Management policy of the Company, as recommended by Risk Management Committee.

The terms of reference of the Risk Management Committee comprises:

- Framing of Risk Management Plan and Policy;
- Overseeing implementation of Risk Management Plan and Policy;
- Monitoring of Risk Management Plan and Policy;
- Validating the process of risk management;
- Validating the procedure for risk minimisation;
- Periodically reviewing and evaluating the Risk Management Policy and practices with respect to risk assessment and risk management processes;
- Continually obtaining reasonable assurance from management that all known and emerging risks have been identified and mitigated or managed;
- To seek information from employee, obtain outside legal or other professional advice and secure attendance of outsiders with relevant expertise.
- Performing such other functions as may be necessary or appropriate.

Meetings of the Risk Management Committee:

During the year ended March 31, 2024, three (3) meetings of the Risk Management Committee were held on April 1, 2023, May 3, 2023 and October 16, 2023. The attendance of Risk Management Committee meeting is given hereunder:

Name of the Risk Management Committee Member	No. of meetings attended
Mr. Kewalchand P. Jain	3 of 3
Mr. Hemant P. Jain	3 of 3
Mr. Vikas P. Jain	3 of 3
Mr. Nimish G. Pandya	3 of 3
Mr. Abhijit B. Warange	3 of 3
Mr. Bharat A. Adnani	3 of 3
Mr. Nimesh Anandpara	3 of 3
Mr. Paresh H. Clerk	0 of 0

IX. INVESTMENT COMMITTEE

The Investment Committee is responsible for investing idle funds of the Company not immediately required for the business of the Company and to monitor the investments made for the benefit of the Company.

Composition of Committee:

The Investment Committee comprises of the following members:

Mr. Kewalchand P. Jain, Chairman & Managing Director	Chairman
Mr. Hemant P. Jain, Joint Managing Director	Member
Mr. Dinesh P. Jain, Whole-time Director	Member
Mr. Vikas P. Jain, Whole-time Director	Member

Meetings of the Investment Committee:

During the year ended March 31, 2024, Six (6) meetings of the Investment Committee were held on June 12, 2023, July 22, 2023, August 31, 2023, September 20, 2023, December 1, 2023 and March 30, 2024. The attendance of Investment Committee meeting is given hereunder:

Name of the Investment Committee Member	No. of meetings attended
Mr. Kewalchand P. Jain	6 of 6
Mr. Hemant P. Jain	6 of 6
Mr. Dinesh P. Jain	6 of 6
Mr. Vikas P. Jain	5 of 6

X. BORROWING COMMITTEE

The Committee is responsible for considering the need of borrowing and utilization of the borrowed fund to meet various requirements of the Company. It is also responsible to determine and balance the debt and equity ratio for the benefit of the Company.

Composition of Committee:

The Borrowing Committee comprises of the following members:

Mr. Kewalchand P. Jain, Chairman & Managing Director	Chairman
Mr. Hemant P. Jain, Joint Managing Director	Member
Mr. Dinesh P. Jain, Whole-time Director	Member
Mr. Vikas P. Jain, Whole-time Director	Member

Meetings of the Borrowing Committee:

During the year ended March 31, 2024, three (3) meetings of the Borrowing Committee were held on April 15, 2023, August 10, 2023 and September 4, 2023. The attendance of Borrowing Committee meeting is given hereunder:

Name of the Borrowing Committee Member	No. of meetings attended
Mr. Kewalchand P. Jain	3 of 3
Mr. Hemant P. Jain	3 of 3
Mr. Dinesh P. Jain	3 of 3
Mr. Vikas P. Jain	3 of 3

XI. INDEPENDENT DIRECTORS MEETING

During the year under review, the Independent Directors met on March 27, 2024 interalia, to discuss:

- Evaluation of performance of Non-Independent Directors;
- Evaluation of performance of the Chairman of the Company;
- Evaluation of the quality, content and timelines of flow of information between the Management and the Board that is necessary for the Board to effectively and reasonably perform its duties.

The Directors were satisfied with the evaluation results, which reflected the overall engagement of the Board and its Committees with the Company.

XII. SENIOR MANAGEMENT

The Senior Management of the Company comprises of its core management team, excluding the Board of Directors and includes the members of the management one level below the executive Board of Directors, the functional heads, the Company Secretary and the Chief Financial Officer of the Company. The details of change in Senior Management Personnel of the Company during FY 2023-24 are as follows:

Name of the Senior Management Personnel	Designation	Date of change	Reason for change
Mr. Himanshu Pant	Brand Head – LawmanPg3 & Integriti	December 20, 2023	Resignation
*Mr. Rakesh Singhvi	General Manager – LawmanPg3 & Integriti	February 12, 2024	Resignation

*Mr. Rakesh Singhvi rejoined the Company as General Manager – LawmanPg3 & Integriti w.e.f. May 18, 2024.

XIII. GENERAL BODY MEETINGS

Location, time and date where the three immediately preceding Annual General Meetings of the Company were held are given below:

Financial Year	Day & Date	Time	Venue
2020-21	Wednesday, September 15 2021	12.00 noon	Deemed Venue i.e Kewal Kiran Estate, 460/7, I. B. Patel Road, Goregaon East, Mumbai – 400 063
2021-22	Tuesday, September 6, 2022	12.00 noon	Deemed Venue i.e Kewal Kiran Estate, 460/7, I. B. Patel Road, Goregaon East, Mumbai – 400 063
2022-23	Thursday, September 28, 2023	12.00 noon	Deemed Venue i.e Kewal Kiran Estate, 460/7, I. B. Patel Road, Goregaon East, Mumbai – 400 063

Special Resolutions passed in previous three Annual General Meetings:

30th Annual General Meeting: At this meeting four (4) Special Resolutions were passed by the members of the Company. These special resolutions were with regard to:

- Revision of the remuneration payable to Mr. Kewalchand P. Jain (DIN – 00029730), Chairman & Managing Director of the Company.
- Designate Mr. Hemant Jain (DIN – 00029822) as Joint Managing Director of the Company and revise the remuneration payable to Mr. Jain as Joint Managing Director of the Company.
- Revision of the remuneration payable to Mr. Dinesh P. Jain (DIN – 00327277), Wholetime Director of the Company.
- Revision of the remuneration payable to Mr. Vikas P. Jain (DIN – 00029901), Wholetime Director of the Company.

31st Annual General Meeting: At this meeting there were no Special Resolutions passed by the members of the Company.

32nd Annual General Meeting: At this meeting there were no Special Resolutions passed by the members of the Company.

Special Resolutions whether passed by Postal Ballot:-

The following Special Resolutions were passed by the members of the Company through postal ballot during the FY 2023-24.

- Appointment of Mr. Paresh Harikant Clerk as an Independent Director of the Company for five consecutive years
- Appointment of Mr. Jayraj Sampatrai Sheth as an Independent Director of the Company for five consecutive years
- Appointment of Ms. Ushma Sheth Sule as an Independent Director of the Company for five consecutive years
- Remuneration payable to Mr. Kewalchand Pukhraj Jain as Chairman and Managing Director for the period from September 1, 2024 to March 31, 2025
- Appointment of Mr. Hemant Pukhraj Jain as Joint Managing Director of the Company for a period of five years and remuneration payable to him during such tenure
- Appointment of Mr. Dinesh Pukhraj Jain as Wholetime Director of the Company for a period of five years and remuneration payable to him during such tenure

- Appointment of Mr. Vikas Pukhraj Jain as Wholetime Director of the Company for a period of five years and remuneration payable to him during such tenure

Mr. Ummedmal P. Jain, Practicing Company Secretary (CP no. 2235) of M/s. U. P. Jain & Co, was appointed as the scrutinizer for carrying out the postal ballot through remote e-voting process in a fair and transparent manner.

Procedure for Postal Ballot:

In compliance with Sections 108, 110 and other applicable provisions of the Companies Act, 2013 read with the Rules issued thereunder, the Company provided electronic voting (e-voting) facility to all its members. The Company engaged the services of Link Intime India Private Ltd for the purpose of providing remote e-voting facility to all its members. Pursuant to Circular No. 14/2020 dated April 8, 2020, 17/2020 dated April 13, 2020, 20/2020 dated May 5, 2020, 33/2020 dated September 28, 2020, 39/2020 dated December 31, 2020, 10/2022 dated December 28, 2022 and 9/2023 dated September 25, 2023 issued by Ministry of Corporate Affairs (MCA) the Postal Ballot Notice was sent only through electronic mode to those members whose e-mail address was registered with the Company or the Depository Participant(s). In terms of the aforesaid MCA Circulars, physical copy of Postal Ballot Notice along with Postal Ballot Forms and pre-paid business reply envelope was not sent to the members. The Company also published a notice in the newspapers declaring the details of completion of dispatch and other requirements under the Secretarial Standards issued by Institute of Company Secretaries of India, Companies Act, 2013 and the Rules made thereunder.

Voting rights were reckoned on the paid up value of shares of the Company registered in the names of the shareholders as on the cut - off date. Members desiring to exercise their votes by electronic mode were requested to vote through remote e-voting only before the close of business hours on the last date of e-voting.

The Scrutinizer submitted his report to the Company Secretary authorised by the Chairman, after the completion of scrutiny and the results of the voting by postal ballot were then announced by the Company Secretary of the Company. The results were displayed on the website of the Company (www.kewalkiran.com), besides being communicated to the Stock Exchanges and e-voting website of www.instavote.linkintime.co.in

XIV. MEANS OF COMMUNICATION

The Quarterly, Half Yearly and Annual Financial Results of the Company are published in the newspaper in India

which include The Free Press Journal and Navshakti. The financial results and other information are displayed on the Company's website viz. www.kewalkiran.com. The Company also displays official news releases on its website for the information of its shareholders/investors. Even presentations made to institutional investors have been hosted on the website of the Company.

The Company does not have the system of intimating shareholders individually of its quarterly results. However, investors/shareholders desirous of getting the quarterly audited results are given copies thereof after consideration of results by the Board and publication in newspapers.

The Management discussion and Analysis Report forms a part of the Annual Report.

XV. GENERAL SHAREHOLDERS' INFORMATION

a) Annual General Meeting:

Day, Date and Time : Friday, September 27, 2024 at 12 noon

Mode: Video Conference and other audio visual mode

b) Financial Year: April 1, 2023 to March 31, 2024

c) Dividend payment date: NA

Dates of Book Closure : Saturday, September 21, 2024 to Friday, September 27, 2024

d) Listing on Stock Exchanges:

The Equity Shares of the Company got listed on April 13, 2006 and continue to be listed at the following Stock Exchanges: -

The BSE Limited, Mumbai, Phiroze Jeejeebhoy Towers, Dalal Street, Mumbai: 400 001.

National Stock Exchange of India Limited, Exchange Plaza, Bandra Kurla Complex, Bandra (E), Mumbai: 400 051.

Note:

Listing fees as applicable has been paid to both the stock exchanges i.e BSE Limited and National Stock Exchange of India Limited.

e) Stock Code/Symbol:

The BSE Limited : 532732

The National Stock Exchange of India Limited : KKCL

ISIN No. : INE401H01017

f) Market Price Data:

The monthly high and low quotations of the Company's shares traded on the BSE Limited and the National Stock Exchange of India Limited during the financial year 2023-2024 are as under:

Months	BSE		NSE	
	High (₹ Per share)	Low (₹ Per share)	High (₹ Per share)	Low (₹ Per share)
April 23	471.55	405.00	472.00	404.30
May 23	505.65	449.85	507.00	450.10
June 23	545.55	478.15	545.50	480.45
July 23	710.00	510.20	710.20	533.45
August 23	735.45	655.45	735.20	652.35
September 23	716.50	647.00	716.85	645.05
October 23	825.85	694.05	827.45	695.00
November 23	814.15	744.50	813.30	742.55
December 23	809.90	738.00	817.95	737.80
January 24	800.00	722.70	801.00	723.55
February 24	775.00	670.10	779.00	717.60
March 24	764.15	626.00	763.60	620.15

g) Performance in comparison to broad based indices:



h) Suspension of securities from trading –
Not Applicable

i) Registrar & Share Transfer Agents:

Link Intime India Private Limited
C-101, 247 Park,
L.B.S. Marg, Vikhroli (West),
Mumbai-400083

Tel: +91 22 49186000
Fax: +91 22 49186060
Email: mumbai@linkintime.co.in
Website: www.linkintime.co.in

j) Share Transfer System:

Share transfers are processed and share certificates duly endorsed are delivered within a period of fifteen days from the date of receipt, subject to documents being valid and complete in all respects. The Board has delegated the authority for approving transfer, transmission, etc. of the Company's securities to the Managing Director and/or Company Secretary. A summary of transfer/transmission of securities of the Company so approved by the Managing Director/Company Secretary is placed at every Board meeting / Share Transfer Committee meeting. The Company obtains from a Company Secretary in Practice yearly certificate of compliance with the share transfer formalities as required under Regulation 40(9) of SEBI (Listing Obligations and Disclosure Requirements) Regulations, 2015 and files a copy of the said certificates with stock exchange(s).

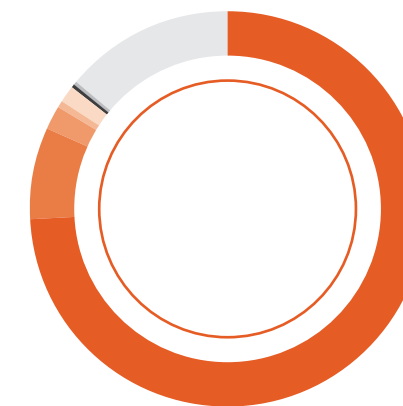
k) Distribution Pattern of shareholding as on March 31, 2024:

No of equity shares	Number of shareholders	% of shareholders	Number of shares held	% of shareholding
1-500	31497	92.79	3007357	4.88
501-1000	1299	3.83	935736	1.52
1001-2000	573	1.69	827952	1.34
2001-3000	168	0.49	421800	0.68
3001-4000	93	0.27	329724	0.54
4001-5000	62	0.18	283894	0.46
5001-10000	107	0.32	774732	1.26
10001 & above	147	0.43	55043990	89.32
Total	33946	100	61625185	100

Shareholding Pattern as on March 31, 2024:

No of equity shares	Number of shareholders	% of shareholders
Indian Promoters	45760365	74.26
Mutual Funds	4625096	7.51
Foreign Portfolio Investor (Corporate)	1291930	2.10
Investor Education and Protection Fund (IEPF)	2035	0.00
NRI	300274	0.49
Bodies Corporate	897689	1.46
Limited Liability Partnership	22980	0.04
Independent Director	2136	0.00
Clearing Members	774	0.00
Office Bearers	6569	0.01
Key Managerial Personnel	4626	0.01
HUFs	299449	0.49
Public	8411262	13.65
Total	61625185	100.00

Shareholding pattern graph as on March 31, 2024



Indian Promoters	Limited Liability Partnership
Mutual Funds	Office Bearers
Foreign Portfolio Investor (Corporate)	Key Managerial Personnel
NRI	HUFs
Bodies Corporate	Public

l) Dematerialisation of Equity Shares:

The shares of the Company are compulsorily traded in dematerialised form and are available for trading under both the Depository Systems –NSDL (National Securities Depository Limited) and CDSL (Central Depository Services (India) Limited). 99.99% of total equity shares of the Company are held in dematerialised form with NSDL & CDSL as on March 31, 2024.

Liquidity:-

Kewal Kiran Clothing Limited's shares are actively traded on BSE Limited and The National Stock Exchange of India Limited.

m) Outstanding GDRS/ADRS/Warrants or any Convertible Instruments conversion date and likely impact on equity:

The Company has not issued any GDRS/ADRS/Warrants or any Convertible Instruments.

n) Commodity price risk or foreign exchange risk and hedging activities:

Your Company is not having much exposure to foreign exchange and there is a natural hedging partly available in terms of exports made by the Company.

In respect of price risk of raw material used for manufacturing purposes the same is taken care of as per industry requirements.

o) Plant Locations:

Vapi

Plot No. 787/1/2A/3, 40, shed
IInd Phase, G.I.D.C
Vapi: 396 195
Gujarat

Daman

697/3/5/5A/8/9/12/13, Near Maharani Estate,
Somnath Road, Dabel
Daman: 396 210

Mumbai

Synthofine Estate,
Opp Virwani Industrial Estate
Goregaon (East), Mumbai: 400 063
71-73, Kasturchand Mill Estate
Bhawani Shankar Road,
Dadar (West),
Mumbai; 400 028

p) Address for Investor Correspondence:

Shareholding related queries

Link Intime India Private Limited
C-101, 247 Park,
L.B.S. Marg, Vikhroli (West),
Mumbai-400083

Tel: +91 22 49186000
Fax: +91 22 49186060
Email: mumbai@linkintime.co.in
Website: www.linkintime.co.in

In order to empower the shareholders to effortlessly access various services, the Registrar and Share Transfer Agent has introduced 'SWAYAM' a secure, user-friendly web-based application.

Website: <https://swayam.linkintime.co.in>

General Correspondence

Kewal Kiran Estate,
460/7, I.B. Patel Raod,
Adjacent to Western Express Highway
Goregaon (East), Mumbai: 400 063

Tel: +91 22 26814400
Fax: +91 22 26814410
Email: info@kewalkiran.com
Website: www.kewalkiran.com

An exclusive email address, grievanceredressal@kewalkiran.com for redressal of investor complaints has been created and the same is available on Company's website www.kewalkiran.com

q) Credit ratings obtained by the entity along with any revisions thereto during the relevant financial year:

CRISIL, India's leading Ratings, Research, Risk and policy Advisory Company has assigned 'AA- / Stable' rating for the banking facilities of the Company.

XVI OTHER DISCLOSURES

- a. The Register of Contracts containing the transactions in which Directors are interested is placed before the Board regularly for its approval. There are no materially significant Related Party Transactions which have potential conflict with the interest of the Company at large. Transactions with related parties are disclosed separately in note no. 2.39 to the financial statements.
- b. No penalties or strictures have been imposed on the Company by the Stock Exchanges or SEBI or any other Statutory Authority on any matter related to capital market during the last three years.
- c. The Company has adopted the Vigil Mechanism/ Whistle Blower Policy pursuant to Section 177(9) of the Companies Act, 2013 and Regulation 22 of SEBI (Listing Obligations and Disclosure Requirements) Regulations, 2015 under which the Directors and employees can report to the management about the unethical behavior, fraud or violation of Company's Code of Conduct. The mechanism provides for adequate safeguards against victimization of employees and Directors who use such mechanism and makes provision for direct access to the Chairman of the Audit Committee in exceptional cases. The Board hereby confirms that no personnel have been denied access to the Audit Committee.
- d. The Company has complied with all the mandatory requirements of SEBI (Listing Obligations and Disclosure Requirements) Regulations, 2015 including Regulation 17 to 27 and clauses (b) to (i) of sub-regulation (2) of regulation 46 of SEBI (Listing Obligations and Disclosure Requirements) Regulations, 2015. Adoption of non mandatory requirements of SEBI (Listing Obligations and Disclosure Requirements) Regulations, 2015 is reviewed by the Board from time to time.
- e. The Company has two subsidiaries Kewal Kiran Design Studio Limited (formerly known as K-lounge Lifestyle Limited) and Kewal Kiran Lifestyle Limited. Neither of the subsidiary companies are material subsidiary of the Company. The web link of policy for determining 'material' subsidiaries is <https://kewalkiran.com>.
- f. The Company has adopted a Related Party Transaction policy, as recommended by the Audit Committee pursuant to Regulation 23 of SEBI (Listing Obligations and Disclosure Requirements) Regulations, 2015. The policy on Related Party transactions as approved by the Board of Directors has been uploaded on the website of the Company. The web-link to the Related Party Policy is <https://kewalkiran.com>
- g. Disclosure of commodity price risks and commodity hedging activities – Your Company is not having much exposure to foreign exchange and there is a natural hedging partly available in terms of exports made by the Company.
- h. The Company did not raise any funds through preferential allotment or qualified institutions placement during the year under review.
- i. None of the Directors on the Board of the Company have been debarred or disqualified from being appointed or continuing as Directors of companies by the Board/Ministry of Corporate Affairs or any such statutory authority. A Certificate from practicing Company secretary, U. P. Jain & Co. to that effect is annexed to this Report.
- j. In the preparation of the financial statement, the Company has followed the Accounting Standard referred to in Section 133 of the Companies Act 2013. The significant accounting policies which are consistently applied are set out in the notes to the financial statements. The Board had accepted all recommendations of Committees of the Board which were mandatorily required, in the relevant financial year.
- k. Total fees for all services paid by the Company and its subsidiaries, on a consolidated basis, to the statutory auditor and all entities in the network firm/network entity of which the statutory auditor is a part is ₹ 89,55,000/- debited to profit and loss.
- l. Disclosures in relation to the Sexual Harassment of Women at Workplace (Prevention, Prohibition and Redressal) Act, 2013:
 - a. Number of complaints filed during the financial year – 0
 - b. Number of complaints disposed of during the financial year – 0
 - c. Number of complaints pending as on end of the financial year – 0

- m. The Company has not provided Loans and advance to any firms/companies in which Director are interested.
- n. The Company has received disclosure from Smt. Shantaben Pukhraj Jain, Shri Kewalchand Pukhraj Jain, Shri Hemant Pukhraj Jain, Shri Dinesh Pukhraj Jain and Shri Vikas Pukhraj Jain under Regulation 5(A) of para A, part A of Schedule III to the SEBI (Listing Obligations and Disclosure Requirements) Regulations, 2015 the same is posted on the Company's website www.kewalkiran.com
- o. Your Company does not have any shares in the demat suspense /unclaimed suspense account.

- p. In terms of Regulation 17(8) of the SEBI (Listing Obligations and Disclosure Requirements) Regulations, 2015 Mr. Kewalchand P. Jain, Chairman & Managing Director have furnished certificate to the Board in the prescribed format for the year ended March 31, 2024.
- q. The Company has formulated policy on archival and preservation of documents in terms of Regulation 9 of SEBI (Listing Obligations and Disclosure Requirements) Regulations, 2015.
- r. The Company has formulated policy for determination of materiality of event in terms of Regulation 30 of SEBI (Listing Obligations and Disclosure Requirements) Regulations, 2015.



Annexure to Corporate Governance

(A) DETAILS OF OTHER DIRECTORSHIPS AND COMMITTEE MEMBERSHIPS OF ALL DIRECTORS

[1] BODIES CORPORATE OF WHICH MR. KEWALCHAND P. JAIN IS A CHAIRMAN/DIRECTOR

Name of the Company	Board Position Held
Kewal Kiran Realtors and Infrastructures Private Limited	Chairman
Kewal Kiran Finance Private Limited	Chairman
White Knitwears Private Limited	Director
Lord Gautam Charitable Foundation	Chairman
Porwal Jain Foundation	Chairman
Kewal Kiran Design Studio Limited (earlier known as K-Lounge Lifestyle Limited)	Chairman
Kewal Kiran Lifestyle Limited	Chairman
*Marudhar Shwetambar Jain Foundation	Chairman

* Appointed as Director from April 23, 2024

COMMITTEE MEMBERSHIPS

Name of the Company	Name of the Committee	Position Held
Kewal Kiran Clothing Limited	Stakeholders Relationship Committee	Member

[2] BODIES CORPORATE OF WHICH MR. HEMANT P. JAIN IS A CHAIRMAN/ DIRECTOR

Name of the Company	Board Position Held
Kewal Kiran Realtors and Infrastructures Private Limited	Director
Kewal Kiran Finance Private Limited	Director
White Knitwears Private Limited	Director
Lord Gautam Charitable Foundation	Director
Kewal Kiran Design Studio Limited (earlier known as K-Lounge Lifestyle Limited)	Director
Kewal Kiran Lifestyle Limited	Director
*Marudhar Shwetambar Jain Foundation	Director
# Kraus Casuals Private Limited	Nominee Director

* Appointed as Director from April 23, 2024

Appointed as Director from July 18, 2024

COMMITTEE MEMBERSHIPS

Name of the Company	Name of the Committee	Position Held
Kewal Kiran Clothing Limited	Stakeholders Relationship Committee	Member

[3] BODIES CORPORATE OF WHICH MR. DINESH P. JAIN IS A CHAIRMAN/DIRECTOR

Name of the Company	Board Position Held
Synthofine Chemicals of India Private Limited	Director
Kewal Kiran Realtors and Infrastructures Private Limited	Director
Kewal Kiran Finance Private Limited	Director
Lord Gautam Charitable Foundation	Director
Kewal Kiran Design Studio Limited (earlier known as K-Lounge Lifestyle Limited)	Director
Kewal Kiran Lifestyle Limited	Director
*Marudhar Shwetambar Jain Foundation	Director

* Appointed as Director from April 23, 2024

[4] BODIES CORPORATE OF WHICH MR. VIKAS P. JAIN IS A CHAIRMAN / DIRECTOR

Name of the Company	Board Position Held
Kewal Kiran Realtors and Infrastructures Private Limited	Director
Kewal Kiran Finance Private Limited	Director
Lord Gautam Charitable Foundation	Director
Kewal Kiran Design Studio Limited (earlier known as K-Lounge Lifestyle Limited)	Director
Kewal Kiran Lifestyle Limited	Director
*Marudhar Shwetambar Jain Foundation	Director

* Appointed as Director from April 23, 2024

[5] BODIES CORPORATE OF WHICH MR. YOGESH A. THAR IS A CHAIRMAN/ DIRECTOR

Name of the Company	Board Position Held
NIL	NIL

[6] BODIES CORPORATE OF WHICH DR. PRAKASH A. MODY IS A CHAIRMAN/ DIRECTOR

Name of the Company	Board Position Held
Unichem Laboratories Limited	Chairman
SPM International Private Limited	Director

[7] BODIES CORPORATE OF WHICH MR. NIMISH G. PANDYA IS A CHAIRMAN/ DIRECTOR

Name of the Company	Board Position Held
Lytus Fintech Private Limited	Director

[8] BODIES CORPORATE OF WHICH MS. DRUSHTI R. DESAI IS A CHAIRMAN/DIRECTOR

Name of the Company	Board Position Held
Chemfab Alkalis Limited	Independent Director
Kruti Finance and Holdings Private Limited	Director
Rashi Peripherals Limited	Independent Director
Amal Limited	Independent Director
NPCI Bharat Billpay Limited	Independent Director
*Navneet Education Limited	Independent Director

* Appointed as Independent Director from May 22, 2024

COMMITTEE MEMBERSHIPS

Name of the Company	Name of the Committee	Position Held
Kewal Kiran Clothing Limited	Audit Committee	Member
Chemfab Alkalis Limited	Audit Committee	Chairman
Chemfab Alkalis Limited	Stakeholder Relationship Committee	Chairman
Rashi Peripherals Limited	Audit Committee	Chairman

[9] BODIES CORPORATE OF WHICH MR. PARESH H. CLERK IS A CHAIRMAN/DIRECTOR

Name of the Company	Board Position Held
NIL	NIL

COMMITTEE MEMBERSHIPS

Name of the Company	Name of the Committee	Position Held
Kewal Kiran Clothing Limited	Audit Committee	Chairman

[10] BODIES CORPORATE OF WHICH MR. JAYRAJ S. SHETH IS A CHAIRMAN/DIRECTOR

Name of the Company	Board Position Held
NIL	NIL

COMMITTEE MEMBERSHIPS

Name of the Company	Name of the Committee	Position Held
Kewal Kiran Clothing Limited	Audit Committee	Member
Kewal Kiran Clothing Limited	Stakeholders Relationship Committee	Chairman

[11] BODIES CORPORATE OF WHICH MS. USHMA SHETH SULE IS A CHAIRMAN/DIRECTOR

Name of the Company	Board Position Held
Bazaar Style Retail Limited	Nominee Director
HRS Insight Financial Intermediaries Private Limited	Nominee Director
JCB Salons Private Limited	Director
# Kraus Casuals Private Limited	Nominee Director

Appointed as Director from July 18, 2024



Annexure to Corporate Governance Certificate of Non-Disqualification of Directors

(Pursuant to Regulation 34(3) and Schedule V Para C clause (10) (i) of the SEBI (Listing Obligations and Disclosure Requirements) Regulations, 2015)

To,
**The Members of
Kewal Kiran Clothing Limited,**
Kewal Kiran Estate, 460/7, I. B. Patel Road,
Near Western Express Highway,
Goregaon (East),
Mumbai – 400063

We have examined the relevant registers, records, forms, returns and disclosures received from the Directors of Kewal Kiran Clothing Limited having CIN: L18101MH1992PLC065136 and having registered office at Kewal Kiran Estate, 460/7, I. B. Patel Road, Near Western Express Highway, Goregaon (East), Mumbai-400063 (hereinafter referred to as 'the Company'), produced before us by the Company for the purpose of issuing this Certificate, in accordance with Regulation 34(3) read with Schedule V Para-C Sub clause 10(i) of the Securities Exchange Board of India (Listing Obligations and Disclosure Requirements) Regulations, 2015.

In our opinion and to the best of our information and according to the verifications (including Directors Identification Number (DIN) status at the portal (www.mca.gov.in) as considered necessary and explanations furnished to us by the Company and its officers, We hereby certify that none of the Directors on the Board of the Company as stated below for the Financial Year ending on March 31, 2024 have been debarred or disqualified from being appointed or continuing as Director of companies by the Securities and Exchange Board of India, Ministry of Corporate Affairs, or any such other Statutory Authority.

Sr. No.	Name of Director	DIN	Date of Appointment in Company
1	Kewalchand Pukhraj Jain	00029730	30/01/1992
2	Hemant Pukhraj Jain	00029822	30/01/1992
3	Dinesh Pukhraj Jain	00327277	02/10/1997
4	Vikas Pukhraj Jain	00029901	02/10/1997
5	Drushti Rahul Desai	00294249	23/07/2014
6	Jayraj Sampatrai Sheth	03290577	20/01/2024
7	Ushma Sheth Sule	07460369	20/01/2024
8	Paresh Harikant Clerk	10419124	20/01/2024
9	*Yogesh Arvind Thar	02687466	13/02/2013
10	*Nimish Gulabrai Pandya	00326966	14/11/2005
11	*Prakash Amrut Mody	00001285	14/11/2005

* Term of Independent Directors has expired and they are ceased as the Directors of the Company with effect from March 31, 2024.

Ensuring the eligibility of for the appointment / continuity of every Director on the Board is the responsibility of the management of the Company. Our responsibility is to express an opinion on these based on our verification. This certificate is neither an assurance as to the future viability of the Company nor of the efficiency or effectiveness with which the management has conducted the affairs of the Company.

For **U. P. JAIN & CO.**
Company Secretaries

(Ummedmal P. Jain)
Proprietor
UDIN: F003735F000961659
FCS: 3735 COP: 2235
PR 1253/ 2021

Place: Mumbai
Date: August 13, 2024

Certificate of Compliance with the Code of Conduct

I, Kewalchand P. Jain, Chairman & Managing Director of the Company, hereby declare that the Company has adopted a Code of Conduct for its Board Members and Senior Management and a code for Independent Directors, in terms of Regulation 17(5) of SEBI (Listing Obligations and Disclosures Requirements) Regulations, 2015 and the Board Members and Senior Management have affirmed compliance with the said Code of Conduct of Board of Directors and Senior Management.

For and on behalf of the Board

Place: Mumbai
Date: August 13, 2024

Kewalchand P. Jain
Chairman & Managing Director
(DIN :- 00029730)



Auditors' Certificate on Corporate Governance

To,
The Members of
Kewal Kiran Clothing Limited

Independent Auditors' Certificate on Compliance with the Corporate Governance requirements under SEBI (Listing Obligations and Disclosure Requirements) Regulations, 2015 (as amended)

1. Based on the engagement by the management of Kewal Kiran Clothing Limited ('the Company'), we have examined details of compliance of conditions of Corporate Governance by the Company for the year ended March 31, 2024 as stipulated in Regulations 17-27, clause (b) to (i) of Regulation 46 (2) and paragraphs C, D and E of Schedule V of the Securities and Exchange Board of India (Listing Obligations and Disclosure Requirements) Regulations, 2015, as amended from time to time ('Listing Regulations'), pursuant to the Listing Agreement of the Company with Stock exchange.

Management's Responsibility for compliance with the conditions of Listing Regulations

2. The compliance of conditions of Corporate Governance is the responsibility of the Management of the Company including the preparation and maintenance of all relevant supporting records and documents. This responsibility also includes the design, implementation and maintenance of internal control and procedures to ensure the compliance with the conditions of the Corporate Governance stipulated in the Listing Regulations.

Auditors' Responsibility

3. Pursuant to the requirements of the Listing Regulations, it is our responsibility to provide a reasonable assurance whether the Company has complied with the conditions of Corporate Governance as stipulated in Listing Regulations for the year ended March 31, 2024.
4. We have examined the books of account and other relevant records and documents maintained by the Company for the purposes of providing reasonable assurance on the compliance with Corporate Governance requirements by the Company.
5. Our examination was limited to a review of procedures and implementation thereof adopted by the Company for ensuring the compliance of the conditions of Corporate Governance as stipulated in the said clause/Regulation as applicable. It is neither an audit nor an expression of opinion on the financial statements of the Company.
6. We conducted our examination of the relevant records of the Company in accordance with the Guidance Note on Reports or Certificates for Special Purposes (Revised 2016), issued by the Institute of Chartered Accountants of India ('ICAI') and the Standards on Auditing specified under Section 143(10) of the Companies Act, 2013, in so far as applicable for the purpose of this certificate. The Guidance Note requires that we comply with the ethical requirements of the Code of Ethics issued by the ICAI.
7. We have complied with the relevant applicable requirements of the Standard on Quality Control (SQC) 1, Quality Control for Firms that Perform Audits and Reviews of Historical Financial Information and Other Assurance and Related Services Engagements.

Opinion

8. In our opinion, and to the best of our information and according to explanations given to us and representations made by the Directors and management, we certify that during the year ended March 31, 2024, the Company has complied with the conditions of Corporate Governance as stipulated in the Listing Agreement and Listing Regulations as applicable mentioned in para 1 above.
9. We further state that such compliance is neither an assurance as to the future viability of the Company nor the efficiency or effectiveness with which the management has conducted the affairs of the Company.

Restriction on use

The certificate is addressed and provided to the members of the Company solely for the purpose of compliance with the requirement of the Listing Regulations and should not be used by any other person or for any other purpose. Accordingly, we do not accept or assume any liability or any duty of care for any other purpose or to any other person to whom this certificate is shown or into whose hands it may come without our prior consent in writing.

For **Jain & Trivedi**
Chartered Accountants
Firm Registration No: 113496W

Satish Trivedi
Partner
Membership No.: 38317
UDIN: 24038317BKDLCW9714
Place: Mumbai
Date: August 13, 2024

For **N. A. Shah Associates LLP**
Chartered Accountants
Firm Registration No: 116560W / W100149

Prashant Daftary
Partner
Membership No.: 117080
UDIN: 24117080BKBPEQ7399
Place: Mumbai
Date: August 13, 2024

Business Responsibility and Sustainability Reporting



The Directors present the Business Responsibility Report of the Company for the financial year ended on March 31, 2024, pursuant to Regulation 34(2) (f) of the SEBI (Listing Obligations and Disclosure Requirements) Regulations, 2015.

SECTION A: GENERAL DISCLOSURE

I. Details of the listed entity

1	Corporate Identity Number (CIN) of the Listed Entity	L18101MH1992PLC065136
2	Name of the Listed Entity	Kewal Kiran Clothing Limited
3	Year of incorporation	January 30, 1992
4	Registered office address	Kewal Kiran Estate, 460/7, I.B. Patel Road, Near Western Express Highway, Goregoan (East) Mumbai: 400063
5	Corporate address	Kewal Kiran Estate, 460/7, I.B. Patel Road, Near Western Express Highway, Goregoan (East) Mumbai: 400063
6	E-mail	abhijit.warange@kewalkiran.com
7	Telephone	022-26814400
8	Website	https://www.kewalkiran.com/
9	Financial year for which reporting is being done	April 1, 2023 to March 31, 2024
10	Name of the Stock Exchange(s) where shares are listed	1. The BSE Limited, Mumbai, Phiroze Jeejeebhoy Towers, Dalal Street, Mumbai: 400001. 2. National Stock Exchange of India Limited, Exchange Plaza, Bandra Kurla Complex, Bandra (E), Mumbai: 400 051.
11	Paid-up Capital	₹ 6162.51 lakhs (61,625,185 equity shares of ₹ 10 each)
12	Name and contact details (telephone, email address) of the person who may be contacted in case of any queries on the BRSR report	Mr. Abhijit B. Warange, Company Secretary +91 22 26814400 abhijit.warange@kewalkiran.com Kewal Kiran Estate, 460/7, I.B. Patel Road, Near Western Express Highway, Goregoan (East) Mumbai: 400063
13	Reporting boundary - Are the disclosures under this report made on a standalone basis (i.e. only for the entity) or on a consolidated basis (i.e. for the entity and all the entities which form a part of its consolidated financial statements, taken together)	The disclosure under this report covers the standalone operations of Kewal Kiran Clothing Limited.
14	Name of assurance provider	NA
15	Type of assurance obtained	NA

II. Products/services

16. Details of business activities (accounting for 90% of the turnover):

Sr. No.	Description of Main Activity	Description of Business Activity	% of Turnover of the entity
1	Manufacturing, Processing, Finishing and Dispatch of Garments and Accessories	Manufacturing and retailing of apparels and lifestyle accessories under fashion brands Killer, Integriti, Lawman, Easies and Desi Belle.	100%

17. Products/Services sold by the entity (accounting for 90% of the entity's Turnover):

Sr. No.	Product/Service	NIC Code	% of total Turnover contributed
1	Jeans		52.9%
2	Shirt		21.8%
3	Trouser	NIC code 141 - Manufacturing of wearing apparels, except fur apparels	7.6%
4	T-Shirt		5.1%
5	Others		12.6%

III. Operations

18. Number of locations where plants and/or operations/offices of the entity are situated:

Location	Number of plants	Number of offices	Total
National	4	1	5
International	-	-	-

19. Markets served by the entity:

a. Number of locations

Location	Number
National (No. of States)	25
International (No. of Countries)	5

b. What is the contribution of exports as a percentage of the total turnover of the entity?

Export contributes 2.07% of the total turnover of the company.

c. A brief on types of customers

KKCL's five apparel brands namely Killer, Lawman, Integriti, Easies & Desi Belle, comprise products that address the needs of all profiles of the menswear & womenswear consumers, be it diverse age groups, income levels or occasions.

With 488 exclusive brand outlets (EBO) and 80+ distributors covering 3,000+ multi-brand outlets (MBO) spread across India and presence across national chain stores and e-commerce portals the Company has a widespread distribution in India.

IV. Employees

20. Details as at the end of Financial Year:

a. Employees and workers (including differently abled):

S. No.	Particulars	Total (A)	Male		Female	
			No. (B)	% (B/A)	No. (C)	% (C/A)
Employees						
1	Permanent (D)	925	753	81%	172	19%
2	Other than Permanent (E)	1725	1277	74%	448	26%
3	Total employee (D+E)	2650	2030	77%	620	23%
Workers						
4	Permanent (F)	994	897	90%	97	10%
5	Other than Permanent (G)	0	0	0%	0	0%
6	Total employee (F+G)	994	897	90%	97	10%

b. Differently abled Employees and workers:

S. No.	Particulars	Total (A)	Male		Female	
			No. (B)	% (B/A)	No. (C)	% (C/A)
Differently abled employees						
1	Permanent (D)	0	0	0%	0	0%
2	Other than Permanent (E)	0	0	0%	0	0%
3	Total employee (D+E)	0	0	0%	0	0%
Differently abled Workers						
4	Permanent (F)	0	0	0%	0	0%
5	Other than Permanent (G)	0	0	0%	0	0%
6	Total employee (F+G)	0	0	0%	0	0%

21. Participation/Inclusion/Representation of women

Particulars	Total (A)	No. and percentage of Females	
		No. (B)	% (B/A)
Board of Directors	9	2	22%
Key Management Personnel	3	0	0%

22. Turnover rate for permanent employees and workers

	FY 2023-24			FY 2022-23			FY 2021-22		
	Male	Female	Total	Male	Female	Total	Male	Female	Total
Permanent Employees	20.64%	19.33%	20.45%	20.53%	34.69%	22.07%	30.39%	60.27%	33.50%
Permanent Workers	27.33%	25.62%	27.16%	27.85%	20.57%	27.17%	39.01%	65.22%	41.03%

V. Holding, Subsidiary and Associate Companies (including joint ventures)

23. (a) Names of holding / subsidiary / associate companies / joint ventures

Sr. No.	Name of the holding / subsidiary / associate companies / joint ventures (A)	Indicate whether holding/ Subsidiary/ Associate/ Joint Venture	% of shares held by listed entity	Does the entity indicated at column A, participate in the Business Responsibility initiatives of the listed entity? (Yes/No)
1	Kewal Kiran Design Studio Limited (formerly known as K-Lounge Lifestyle Limited)	Subsidiary	100%	No
2	Kewal Kiran Lifestyle Limited	Subsidiary	100%	No
3	White Knitwears Private Limited (WKPL)	Joint Venture	33.33%	No

VI. CSR Details

24. i.	Whether CSR is applicable as per section 135 of Companies Act, 2013	:	Yes
ii.	Turnover (in ₹)	:	85,517 Lakhs
iii.	Net worth (in ₹)	:	67,658 Lakhs

VII. Transparency and Disclosures Compliances

25. Complaints/Grievances on any of the principles (Principles 1 to 9) under the National Guidelines on Responsible Business Conduct:

Stakeholder group from whom complaint is received	Grievance Redressal Mechanism in Place (Yes/No) (If Yes, then provide web-link for grievance redress policy)	FY 2023-24			FY 2022-23		
		Number of complaints filed during the year	Number of complaints pending resolution at close of the year	Remarks	Number of complaints filed during the year	Number of complaints pending resolution at close of the year	Remarks
Communities	Yes. The mechanism is in place to receive concerns from community, which are worked upon and redressed accordingly. https://www.kewalkiran.com/investors.php#Policies	0	0	-	0	0	-
Investors (other than shareholders)	Yes. The Stakeholder Relationship Committee / Investor Grievance Committee oversees and reviews all matters connected with the redressal of Investor Grievances and complaints. Investor grievances can be reported at the e-mail ID, Investors@Kewalkiran.com	2	0	The complaints were satisfactorily resolved	1	0	The complaints were satisfactorily resolved
Shareholders		0	0	-	0	0	-

Stakeholder group from whom complaint is received	Grievance Redressal Mechanism in Place (Yes/No) (If Yes, then provide web-link for grievance redress policy)	FY 2023-24			FY 2022-23		
		Number of complaints filed during the year	Number of complaints pending resolution at close of the year	Remarks	Number of complaints filed during the year	Number of complaints pending resolution at close of the year	Remarks
Employees and workers	Yes. The mechanism is in place and the employee grievances can be reported at sangeeta.singh@kewalkiran.com https://www.kewalkiran.com/investors.php#Policies	0	0	-	0	0	-
Customers	Yes. The company has a mechanism to handle and address customer complaints. https://www.kewalkiran.com/investors.php#Policies	20	0	The complaints were satisfactorily resolved	30	0	The complaints were satisfactorily resolved
Value Chain Partners	Yes. The company has a mechanism to handle and address the complaints of value chain partners. https://www.kewalkiran.com/investors.php#Policies	0	0	-	0	0	-
Other (Whistle Blower)	Yes. The company has a Whistle Blower Policy. https://www.kewalkiran.com/investors.php#Policies	0	0	-	0	0	-

26. Overview of the entity's material responsible business conduct issues

Please indicate material responsible business conduct and sustainability issues pertaining to environmental and social matters that present a risk or an opportunity to your business, rationale for identifying the same, approach to adapt or mitigate the risk along-with its financial implications, as per the following format:

S. No.	Material issue identified	Indicate whether risk or opportunity. (R/O)	Rationale for identifying the risk / opportunity	In case of risk, approach to adapt or mitigate	Financial implications of the risk or opportunity (Indicate positive or negative implications)
1	Availability of natural resources-based inputs	Risk	Energy and water are significant cost and risk factors for businesses due to their essentiality, scarcity and potential for price volatility, supply disruption and environmental impact	<ol style="list-style-type: none"> Investments in alternate energy sources and energy efficient technologies in order to decrease dependence on non-renewable sources. Plans and actions put in place at the plant level to obtain alternative sources of water, reusing water from effluent treatment plants, utilising rainwater and attaining water neutrality. 	Positive
2	Disposal of Waste	Risk	The production process generates various waste materials that can pose a threat to the environment and human health if not handled and disposed off properly.	Waste reduction and recycling program for effective waste management. Employee training, regular auditing, and monitoring.	Negative
3	Climate Change	Risk and Opportunity	The risks associated with climate change and global warming encompass risks related to environmental regulations, natural disasters caused by climate change, and sustainability pressures at both the local and global levels.	Despite the current risk, it presents the Company with a distinctive opportunity to transition towards sustainable practices, such as exploring renewable energy and alternative resource and fuel sources.	Positive

S. No.	Material issue identified	Indicate whether risk or opportunity. (R/O)	Rationale for identifying the risk / opportunity	In case of risk, approach to adapt or mitigate	Financial implications of the risk or opportunity (Indicate positive or negative implications)
4	Water Management	Risk	Any disruption to water supply or quality can affect operations and potentially lead to increased costs, delays, or reputational damage.	Water conservation and efficiency, water quality management, ZLD, regulatory compliance.	Negative
5	OHS (Occupational Hazards)	Risk	There are various types of risks that can be categorized as occupational hazards, including physical, psychosocial, and biological hazards, which are related to the Company's activities. These risks can pose both short-term and long-term threats to the well-being of employees in the workplace.	Training/ awareness/ technological upgradation/ review at senior level and Board committee.	Negative
6	Diversity and Equal Opportunity	Opportunity	Diversity within the workforce enhances the company's performance by fostering the presence of diverse individuals in the workplace. It is equally crucial for an organization to prevent discrimination and uphold human rights in such a diverse work environment.	Promoting equal opportunity employment and embracing diversity fosters creativity, drives innovation, and bolsters the agility of the workforce. We are dedicated to upholding human rights, ensuring the dignified treatment of every individual, in all our operations.	Positive

SECTION B: MANAGEMENT AND PROCESS DISCLOSURES

This section is aimed at helping businesses demonstrate the structures, policies and processes put in place towards adopting the NGRBC Principles and Core Elements.

Disclosure Questions	P1	P2	P3	P4	P5	P6	P7	P8	P9
Policy and management processes									
1. a. Whether your entity's policy/policies cover each principle and its core elements of the NGRBCs. (Yes/No)	Yes	Yes	Yes	Yes	Yes	Yes	Yes	Yes	Yes
1. b. Has the policy been approved by the Board? (Yes/No)	Yes	Yes	Yes	Yes	Yes	Yes	Yes	Yes	Yes
1. c. Web Link of the Policies, if available	KKCL's BRSR Policy is available at https://www.kewalkiran.com/investors.php#Policies								
2. Whether the entity has translated the policy into procedures. (Yes / No)	Yes	Yes	Yes	Yes	Yes	Yes	Yes	Yes	Yes
3. Do the enlisted policies extend to your value chain partners? (Yes/No)	Yes	Yes	Yes	Yes	Yes	Yes	Yes	Yes	Yes
4. Name of the national and international codes/ certifications/labels/ standards (e.g. Forest Stewardship Council, Fairtrade, Rainforest Alliance, Trustea) standards (e.g. SA 8000, OHSAS, ISO, BIS) adopted by your entity and mapped to each principle.	All policies confirm to the applicable laws of the country, SEBI (Listing Obligations and Disclosure Requirements) Regulations, 2015 and National Guidance on Responsible Business Conduct. Corporate Governance Voluntary Guidelines, 2009 (P3, P5); CSR disclosures pursuant to Section 135 of the Companies Act, 2013 (P8)								
5. Specific commitments, goals and targets set by the entity with defined timelines, if any.	Refer to ESG commitments in Annual Report								
6. Performance of the entity against the specific commitments, goals and targets along-with reasons in case the same are not met.	This report emphasizes the efforts and steps taken by the Company to promote sustainability and addresses our specific areas of focus on Environmental, Social, and Governance (ESG) issues throughout the Financial Year. Moving ahead, we are dedicated to monitoring and disclosing our progress regarding these commitments in the future.								

Disclosure Questions	P1	P2	P3	P4	P5	P6	P7	P8	P9
Governance, leadership and oversight									
7. Statement by director responsible for the business responsibility report, highlighting ESG related challenges, targets and achievements (listed entity has flexibility regarding the placement of this disclosure)	Please refer to the Chairman's statement (page No.-27) in KKCL's Annual Report 2023-24								
8. Details of the highest authority responsible for implementation and oversight of the Business Responsibility policy (ies).	Mr. Kewalchand Pukhraj Jain, Chairman and Managing Director (DIN: 00029730) has been designated as the Business Responsibility and Sustainability Head.								
9. Does the entity have a specified Committee of the Board/ Director responsible for decision making on sustainability related issues? (Yes / No). If yes, provide details.	No. The Executive directors and the senior management are responsible for decision making on sustainability related issues.								
10. Details of Review of NGRBCs by the Company:									
Subject for Review	Indicate whether review was undertaken by Director / Committee of the Board/ Any other Committee					Frequency (Annually/ Half yearly/ Quarterly/ Any other - please specify)			
	P1	P2	P3	P4	P5	P6	P7	P8	P9
Performance against above policies and follow up action	Yes					Quarterly			
Compliance with statutory requirements of relevance to the principles, and, rectification of any non-compliances	The Company has been compliant with the statutory requirements and there have been no instances of non-compliances.					Quarterly			
11. Has the entity carried out independent assessment/ evaluation of the working of its policies by an external agency? (Yes/No). If yes, provide name of the agency.	P1	P2	P3	P4	P5	P6	P7	P8	P9
	No external agency has conducted an independent assessment or evaluation of the entity's policies. Instead, the Senior Management internally assessed and evaluated the entity's policies. This internal review process ensures the effective implementation of policies that align with the entity's objectives and regulatory requirements.								
12. If answer to question (1) above is "No" i.e. not all Principles are covered by a policy, reasons to be stated:									
Questions	P1	P2	P3	P4	P5	P6	P7	P8	P9
The entity does not consider the Principles material to its business (Yes/No)									
The entity is not at a stage where it is in a position to formulate and implement the policies on specified principles (Yes/No)	Not applicable.								
The entity does not have the financial or/human and technical resources available for the task (Yes/No)									
It is planned to be done in the next financial year (Yes/No)									
Any other reason (please specify)									

SECTION C: PRINCIPLE WISE PERFORMANCE DISCLOSURE

This section is aimed at helping entities demonstrate their performance in integrating the Principles and Core Elements with key processes and decisions. The information sought is categorized as "Essential" and "Leadership". While the essential indicators are expected to be disclosed by every entity that is mandated to file this report, the leadership indicators may be voluntarily disclosed by entities which aspire to progress to a higher level in their quest to be socially, environmentally and ethically responsible.

PRINCIPLE 1 Businesses should conduct and govern themselves with integrity, and in a manner that is Ethical, Transparent and Accountable.

Essential Indicators

- Percentage coverage by training and awareness programmes on any of the Principles during the financial year:

Segment	Total number of training and awareness programmes held	Topics/Principles covered under the training and its impact	% age of persons in respective category covered by the awareness programmes
Board of Directors	2	The Board of Directors and KMPs are updated and made aware of regulatory developments. The subjects covered include: Environment and Safety, Companies Act, SEBI Listing Requirements, Corporate Governance, ESG & Sustainability.	100%
Key Managerial Personnel			100%
Employees other than BoD and KMPs	24	Employees and workers underwent training on various topics and principles, including:	91%
Workers	27	Health and safety (P3), Prevention of sexual harassment (P5), Skill upgradation (P3), Ethical standards (code of conduct) (P1)	92%

- Details of fines / penalties /punishment/ award/ compounding fees/ settlement amount paid in proceedings (by the entity or by directors / KMPs) with regulators/ law enforcement agencies/ judicial institutions, in the financial year, in the following format (Note: the entity shall make disclosures on the basis of materiality as specified in Regulation 30 of SEBI (Listing Obligations and Disclosure Obligations) Regulations, 2015 and as disclosed on the entity's website):

Monetary					
	NGRBC Principle	Name of the regulatory/ enforcement agencies/ judicial institutions	Amount (In ₹)	Brief of the Case	Has an appeal been preferred? (Yes/No)
Penalty/ Fine	Nil	Not applicable	Nil	Not applicable	Not applicable
Settlement	Nil	Not applicable	Nil	Not applicable	Not applicable
Compounding	Nil	Not applicable	Nil	Not applicable	Not applicable

Non-Monetary				
S. No.	NGRBC Principle	Name of the regulatory/ enforcement agencies/ judicial institutions	Brief of the Case	Has an appeal been preferred? (Yes/No)
Imprisonment	Nil	Not applicable	Not applicable	Not applicable
Punishment	Nil	Not applicable	Not applicable	Not applicable

- Of the instances disclosed in Question 2 above, details of the Appeal/ Revision preferred in cases where monetary or non-monetary action has been appealed.

Case Details	Name of the regulatory/ enforcement agencies/ judicial institutions
	Not applicable

4. Does the entity have an anti-corruption or anti-bribery policy? If yes, provide details in brief and if available, provide a web-link to the policy.

Yes, the Company has an Anti-Bribery & Anti-Corruption policy. The policy is applicable to all the directors and employees of KKCL and they are expected to adhere to the policies in spirit and letter. The policy defines all forms of bribery and acts of corruption. The policy provides guidance on the violations of the policy, the reporting mechanism and the disciplinary actions. KKCL provides regular training on the policy, and the Executive Board is committed to supporting its implementation. The Policy provides for adequate safeguards against victimisation of employees who avail of the mechanism to report the breach of the Policy. The policy can be accessed on the website at <https://www.kewalkiran.com/investors.php#Policies>

5. Number of Directors/KMPs/employees/workers against whom disciplinary action was taken by any law enforcement agency for the charges of bribery/ corruption:

Parameter	FY 2023-24	FY 2022-23
Directors	Nil	Nil
Key Managerial Personnel (KMPs)	Nil	Nil
Employees	Nil	Nil
Workers	Nil	Nil

6. Details of complaints with regard to conflict of interest:

	FY 2023-24		FY 2022-23	
	Number	Remarks	Number	Remarks
Number of complaints received in relation to issues of Conflict of Interest of the Directors	0	-	0	-
Number of complaints received in relation to issues of Conflict of Interest of the KMPs	0	-	0	-

7. Provide details of any corrective action taken or underway on issues related to fines / penalties / action taken by regulators/ law enforcement agencies/ judicial institutions, on cases of corruption and conflicts of interest.

Not applicable. There are no cases on corruption and conflicts of interest

8. Number of days of accounts payables ((Accounts payable *365) / Cost of goods/services procured) in the following format:

Parameter	FY 2023-24	FY 2022-23
Number of days of accounts payables	29	35

9. Open-ness of business

Provide details of concentration of purchases and sales with trading houses, dealers and related parties along-with loans and advances & investments, with related parties, in the following format:

Parameter	Metrics	FY 2023-24	FY 2022-23
Concentration of Purchases	a. Purchases from trading houses as % of total purchases	32%	32%
	b. Number of trading houses where purchases are made from	388	375
	c. Purchases from top 10 trading houses as % of total purchases from trading houses	54%	54%
Concentration of Sales	a. Sales to dealers / distributors as % of total sales	32.19%	38.57%
	b. Number of dealers / distributors to whom sales are made	94	105
	c. Sales to top 10 dealers / distributors as % of total sales to dealers / distributors	64.51%	53.83%
Share of RPTs in	a. Purchases (Purchases with related parties / Total Purchases)	0	0
	b. Sales (Sales to related parties / Total Sales)	0	0
	c. Loans & advances (Loans & advances given to related parties / Total loans & advances)	0	95.45%
	d. Investments (Investments in related parties / Total Investments made)	19.34%	0

Leadership Indicators

1. Awareness programmes conducted for value chain partners on any of the Principles during the financial year:

Total number of awareness held	Topics / principles covered under the training	%age of value chain partners covered (by value with such partners under the awareness programs)
-	-	-

2. Does the entity have processes in place to avoid/ manage conflict of interests involving members of the Board? (Yes/No)

Yes. The Directors, on a yearly basis and whenever there is any change in the previously made disclosure, disclose their concern or interest in any company, body corporate, firm, or other association of individuals. The company has implemented a process and policy to avoid or manage conflicts of interest involving members of the Board. The Code of Conduct becomes applicable with the commencement of Directorship or Senior Management roles at KKCL. The Directors of the Company and the Senior Management acknowledge and execute an understanding of the Code of Conduct once a year or upon the revision of this Code. The Code of Conduct is available at <https://www.kewalkiran.com/investors.php#Policies>.

If Yes, provide details of the same.

The company has a Code of Conduct for its Board of Directors and Senior Management that emphasizes integrity, ethical conduct, and compliance with regulations. This code requires them to act in the best interests of the company and its stakeholders, making informed decisions and adhering to their conferred authority. It emphasizes honesty, integrity, and fairness, and prohibits engaging in any activities that create conflicts of interest. Compliance with all applicable laws is mandatory, and any violations should be reported. Confidential information must be kept confidential, and insider trading is strictly prohibited. Gifts, donations, and benefits intended to influence business decisions are not allowed. The company's assets should be protected and used for business purposes only. The code is enforceable, and disciplinary actions may be taken for non-compliance in a fair and transparent manner.

PRINCIPLE 2 Businesses should provide goods and services in a manner that is sustainable and safe

Essential Indicators

1. Percentage of R&D and capital expenditure (capex) investments in specific technologies to improve the environmental and social impacts of product and processes to total R&D and capex investments made by the entity, respectively.

Particulars	2023-24	2022-23	Details of improvements in environmental and social impacts
R&D	0	0	KKCL's investment practice contributes to increased efficiency of operations and product sustainability, which creates a trickle-down effect along the value chain in terms of creating environmental and social impacts. While we have yet to fully assess the specific impacts of technology and innovation, we are optimistic about their potential to drive further positive change.
Capex	100%	100%	

2. a. Does the entity have procedures in place for sustainable sourcing? (Yes/No)

KKCL has adopted sustainable sourcing procedures, with a strong emphasis on procuring the key raw materials responsibly. The company prioritizes partnering with suppliers who follow eco-friendly practices, such as using organic fibers and implementing water and energy-saving measures during production. This approach is aimed at significantly reducing the environmental impact of the garments produced, contributing to the promotion of sustainable and responsible garments.

2. b. If yes, what percentage of inputs were sourced sustainably?

The organization has established a thorough vendor selection and evaluation process that gives significant importance to environmental and social considerations. Vendors are chosen based on their long-term capabilities, commitment to environmental, health and safety policies, adherence to quality standards, and competitive pricing. Approximately 44% of the inputs used are sourced sustainably.

3. Describe the processes in place to safely reclaim your products for reusing, recycling and disposing at the end of life, for (a) Plastics (including packaging) (b) E-waste (c) Hazardous waste and (d) other waste.

The Company's manufacturing sites are subject to Consents to Operate and authorizations as per the Hazardous Waste Management Rules, which mandate the declaration and proper disposal of all waste, including plastic packaging, through authorized waste disposal service providers overseen by the State Pollution Control Board. In addition, the Company supports responsible disposal by supplying plastic containers to authorized recyclers for recycling purposes.

- (a) **Plastics (including packaging):** Plastic packaging are sent to authorized recyclers.
- (b) **E-waste:** This is not applicable as the Company is not reclaiming any electronic items, and any e-waste generated on site is given to certified vendors for safe disposal.
- (c) **Hazardous waste:** Not applicable. None of the product waste is hazardous.
- (d) **Other waste:** Other waste generated at site are disposed to certified vendors for safe disposal.

4. Whether Extended Producer Responsibility (EPR) is applicable to the entity's activities (Yes / No). If yes, whether the waste collection plan is in line with the Extended Producer Responsibility (EPR) plan submitted to Pollution Control Boards? If not, provide steps taken to address the same.

No. Extended Producer Responsibility (EPR) is not applicable for the entity.

Leadership Indicators

1. Has the entity conducted Life Cycle Perspective / Assessments (LCA) for any of its products (for manufacturing industry) or for its services (for service industry)? If yes, provide details in the following format?

The Company has not conducted any life cycle assessment for the products till date.

NIC Code	Name of Product / Service	% of total Turnover contributed	Boundary for which the Life Cycle Perspective / Assessment was conducted	Whether conducted by independent external agency (Yes/No)	Results communicated in public domain (Yes/No) If yes, provide the web-link.
-	-	-	-	-	-

2. If there are any significant social or environmental concerns and/or risks arising from production or disposal of your products / services, as identified in the Life Cycle Perspective / Assessments (LCA) or through any other means, briefly describe the same along-with action taken to mitigate the same.

Not Applicable.

Name of Product / Service	Description of the risk/concern	Action Taken
-	-	-

3. Percentage of recycled or reused input material to total material (by value) used in production (for manufacturing industry) or providing services (for service industry).

Indicate input Material	Recycled or reused input material to total material	
	FY 2023-24	FY 2022-23
None		

4. Of the products and packaging reclaimed at end of life of products, amount (in metric tonnes) reused, recycled, and safely disposed, as per the following format:

	FY 2023-24			FY 2022-23		
	Re-Used	Recycled	Safely Disposed	Re-Used	Recycled	Safely Disposed
Plastics (including packaging)	-	-	-	-	-	-
E-waste	KKCL products and packaging materials do not contribute to the creation of electronic waste or hazardous products.					
Hazardous waste						
Other waste	-	-	-	-	-	-

5. Reclaimed products and their packaging materials (as percentage of products sold) for each product category.

Indicate product category	Reclaimed products and their packaging materials as % of total products sold in respective category
Nil	Not applicable

PRINCIPLE 3 Businesses should respect and promote the well-being of all employees, including those in their value chains

Essential Indicators

1. a. Details of measures for the well-being of employees:

Category	Total (A)	% of employees covered by									
		Health Insurance		Accident Insurance		Maternity benefits		Paternity benefits		Day care facilities	
		Number (B)	% (B/A)	Number (C)	% (C/A)	Number (D)	% (D/A)	Number (E)	% (E/A)	Number (F)	% (F/A)
Permanent employees											
Male	753	643	85%	753	100%	0	0%	0	0%	0	0%
Female	172	150	87%	172	100%	2	1%	0	0%	0	0%
Total	925	793	86%	925	100%	2	1%	0	0%	0	0%
Other than Permanent employees											
Male	1277	1240	97%	1240	97%	0	0%	0	0%	0	0%
Female	448	444	99%	444	99%	0	0%	0	0%	0	0%
Total	1725	1684	98%	1684	98%	0	0%	0	0%	0	0%

- b. Details of measures for the well-being of workers:

Category	Total (A)	% of employees covered by									
		Health Insurance		Accident Insurance		Maternity benefits		Paternity benefits		Day care facilities	
		Number (B)	% (B/A)	Number (C)	% (C/A)	Number (D)	% (D/A)	Number (E)	% (E/A)	Number (F)	% (F/A)
Permanent workers											
Male	897	897	100%	897	100%	0	0%	0	0%	0	0%
Female	97	97	100%	97	100%	0	0%	0	0%	0	0%
Total	994	994	100%	994	100%	0	0%	0	0%	0	0%
Other than Permanent workers											
Male	0	0%	0	0%	0	0%	0	0%	0	0%	0%
Female	0	0%	0	0%	0	0%	0	0%	0	0%	0%
Total	0	0%	0	0%	0	0%	0	0%	0	0%	0%

- c. Spending on measures towards well-being of employees and workers (including permanent and other than permanent) in the following format:

Parameter	FY 2023-24	FY 2022-23
Cost incurred on wellbeing measures as a % of total revenue of the company	0.15%	0.12%

2. Details of retirement benefits, for Current FY and Previous Financial Year.

Benefits	FY 2023-24			FY 2022-23		
	No. of employees covered as a % of total employees	No. of workers covered as a % of total workers	Deducted and deposited with the authority (Y/N/N.A.)	No. of employees covered as a % of total employees	No. of workers covered as a % of total workers	Deducted and deposited with the authority (Y/N/N.A.)
PF	100%	100%	Y	100%	100%	Y
Gratuity	100%	100%	Y	100%	100%	Y
ESI	31%	93%	Y	31%	85%	Y
Others – please specify			-			-

3. Accessibility of workplaces

Are the premises / offices of the entity accessible to differently abled employees and workers, as per the requirements of the Rights of Persons with Disabilities Act, 2016? If not, whether any steps are being taken by the entity in this regard.

KKCL is strongly committed to fostering diversity and ensuring equitable treatment of all employees. Our primary objective is to create an inclusive work environment that welcomes individuals from diverse backgrounds. In line with this commitment, we actively consider qualified candidates with disabilities based on their merits and qualifications. Our Equal Opportunity Policy fully aligns with the provisions outlined in The Rights of Persons with Disabilities Act of 2016. We continuously strive to enhance our premises to improve accessibility for differently-abled employees and workers, to ensure inclusivity across our operations.

4. Does the entity have an equal opportunity policy as per the Rights of Persons with Disabilities Act, 2016? If so, provide a web-link to the policy.

Yes, the Company has implemented an Equal Employment Opportunities Policy in compliance with the Rights of Persons with Disabilities Act, 2016. KKCL ensures that all employees and eligible job applicants are granted equal opportunities without unjust discrimination based on various factors such as race, caste, religion, color, ancestry, marital status, gender, sexual orientation, age, nationality, ethnic origin, disability or any other protected category specified by relevant legislation. The policy can be accessed on the website at <https://www.kewalkiran.com/investors.php#Policies>.

5. Return to work and Retention rates of permanent employees and workers that took parental leave.

Gender	Permanent Employees		Permanent Workers	
	Return to Work Rate	Retention Rate	Return to Work Rate	Retention Rate
Male*	NA	NA	NA	NA
Female**	100%	100%	-	-
Total	-	-	-	-

*Parental leave benefits only available for female employees and workers

** Female workers did not avail parental leave in this financial year.

6. Is there a mechanism available to receive and redress grievances for the following categories of employees and worker? If yes, give details of the mechanism in brief.

	Yes/No (If Yes, then give details of the mechanism in brief)
Permanent Workers	Yes
Other than Permanent Workers	Yes
Permanent Employees	Yes
Other than Permanent Employees	Yes

KKCL has implemented a grievance mechanism to address and resolve concerns raised by employees and workers. The mechanism provides a transparent and structured approach for employees to express grievances related to workplace culture, colleague interactions, management issues, harassment incidents, and health and safety matters, with the option to escalate their concerns if necessary. Unit HR and CHRO (Chief Human Resources Officer) are responsible for conducting thorough investigation and taking appropriate actions to resolve the grievances, while maintaining records to ensure transparency and accountability throughout the process.

7. Membership of employees and worker in association(s) or Unions recognised by the listed entity:

The company does not have any employee associations. The company, however, recognises the right to freedom of association and does not discourage collective bargaining.

Category	FY 2023-24			FY 2022-23		
	Total employees / workers in respective category (A)	No. of employees / Workers in respective category, who are part of association(s) or Union (B)	% (B / A)	Total employees / workers in respective category (C)	No. of employees / Workers in respective category, who are part of association(s) or Union (D)	% (C / D)
Total Permanent Employees	925	0	0%	782	0	0%
Male	753	0	0%	644	0	0%
Female	172	0	0%	138	0	0%
Total Permanent Workers	994	0	0%	1031	0	0%
Male	897	0	0%	918	0	0%
Female	97	0	0%	113	0	0%

8. Details of training given to employees and workers:

Category	FY 2023-24					FY 2022-23				
	Total (A)	On Health and safety measures		On Skill upgradation		Total (D)	On Health and safety measures		On Skill upgradation	
		No. (B)	% (B/A)	No. (C)	% (C/A)		No. (E)	% (E/D)	No. (F)	% (F/D)
Employees										
Male	2030	154	8%	242	12%	1964	60	3%	1964	100%
Female	620	66	11%	111	18%	517	5	1%	159	31%
Total	2650	220	8%	353	13%	2481	65	3%	2123	85.57%
Workers										
Male	897	528	59%	74	8%	1058	518	49%	35	3%
Female	97	71	73%	9	9%	147	81	55%	6	4%
Total	994	599	60%	83	8%	1205	599	50%	41	3%



9. Details of performance and career development reviews of employees and worker:

Category	FY 2023-24			FY 2022-23		
	Total (A)	No. (B)	%(B/A)	Total (C)	No. (D)	%(C/D)
Employees						
Male	2030	367	18%	1964	1717	87%
Female	620	51	8%	517	434	84%
Total	2650	418	16%	2481	2151	87%
Workers						
Male	897	0	0%	1058	0	0%
Female	97	0	0%	147	0	0%
Total	994	0	0%	1205	0	0%

Performance and career development reviews of workers are not done.

10. Health and safety management system:

10. a. Whether an occupational health and safety management system has been implemented by the entity? (Yes/ No). If yes, the coverage of such system?

Yes. Wellbeing of our employees is of prime importance to us. We take a significant effort in maintaining the workplace health and safety standards as per industry norms. Our workers at the Vapi site are constantly exposed to noise and chemicals during dying, printing, and washing of apparels. Our employees are required to use protective masks and gloves while operating the machinery. The Company has implemented an Occupational Health and Safety system that covers and applies to all employees and workers. The implementation of a comprehensive health and safety framework is visible throughout the organization. Safety performance has been included in the appraisal system for management employees, demonstrating the Company's commitment to accountability. Regular safety training is provided to employees and Workers.

All our sites are equipped with first aid kits and fire extinguishers in case of any emergency.

10. b. What are the processes used to identify work-related hazards and assess risks on a routine and non-routine basis by the entity?

The safety committee members and HR personnel both conduct daily plant round (Daily Gemba Walk) visits to identify work-related hazards. Employees are actively encouraged to report any work-related hazards or risks they encounter to the safety committee or the plant head. This collaborative effort ensures that potential hazards are identified and addressed promptly, promoting a safer work environment for all.

10. c. Whether you have processes for workers to report the work related hazards and to remove themselves from such risks. (Y/N)

Yes. To ensure the safety of our workers, we have established an internal platform for them to report any work-related hazards that they may come across. Once reported, these hazards are closely monitored and addressed by the Safety Committee, which the respective Plant Heads support. In the safety committee meeting, members discuss incidents or accidents that occurred, review and evaluate the effectiveness of the current safety procedures, identify any new hazards, provide training and education on safety practices, and discuss any relevant legal or regulatory changes. The committee also discusses ways to improve workers' and management's communication and cooperation on safety matters.

10. d. Do the employees/ worker of the entity have access to non-occupational medical and healthcare services? (Yes/ No)

Yes. The Company offers medical benefits to its permanent employees and their families. Workers are eligible for medical benefits through group insurance policies provided by the Company, as well as medical support funded by the Company. If applicable, they may also receive statutory benefits under ESIC.

11. Details of safety related incidents, in the following format:

Safety Incident/Number	Category	FY 2023-24	FY 2022-23
Lost Time Injury Frequency Rate (LTIFR) (per one million-person hours worked)	Employees	0	0
	Workers	0	0
Total recordable work-related injuries	Employees	0	0
	Workers	0	0
No. of fatalities	Employees	0	0
	Workers	0	0
High consequence work-related injury or ill-health (excluding fatalities)	Employees	0	0
	Workers	0	0

12. Describe the measures taken by the entity to ensure a safe and healthy work place.

KKCL is committed to providing a healthy, safe, and clean working environment for its employees, contract workers, visitors, and stakeholders. To foster a zero-harm work culture, the company has implemented continuous improvement measures. These include developing safe operating procedures and guidelines based on relevant Indian standards, forming an EHS committee at all facilities to proactively manage occupational health and safety (OHS) activities, holding regular safety and EHS committee meetings, and implementing control measures to mitigate significant risks.

Employees and workers receive training on work-related hazards and safety measures through standard operating procedures and work instructions. The company conducts regular health and safety compliance audits and inspections. Safety training programs for employees, including leadership and management teams, are conducted to enhance their understanding of safety management systems, incident investigation, audits, and emergency management. Effective communication channels are established to engage employees and encourage them to report safety-related incidents. Incident reporting and investigation use the fishbone method to identify root causes and prevent recurrence.

The company also provides comprehensive health check-ups, medical facilities, and occupational health risk assessments to protect employee well-being. Ergonomic exercises are conducted to promote a healthy work culture and reduce occupational health risks.

13. Number of Complaints on the following made by employees and workers:

Category	FY 2023-24			FY 2022-23		
	Filed during the year	Pending resolution at the end of year	Remarks	Filed during the year	Pending resolution at the end of year	Remarks
Working Conditions	0	0	NA	0	0	NA
Health & Safety	0	0	NA	0	0	NA

14. Assessments for the year:

	% of your plants and offices that were assessed (by entity or statutory authorities or third parties)
Health and safety practices	100% of all our units are assessed internally
Working Conditions	

15. Provide details of any corrective action taken or underway to address safety-related incidents (if any) and on significant risks / concerns arising from assessments of health & safety practices and working conditions.

No safety incidents occurred during the assessment year. For all types of incidents, we have identified appropriate corrective actions and implemented necessary measures to resolve them. Our audit system, both internal and external, is well-established and thoroughly examines environmental and occupational health and safety aspects on a regular basis. In the event of safety incidents, a dedicated safety team conducts root cause analysis, which is subsequently monitored and reviewed by the Plant Head. Based on the identified root causes, corrective measures are implemented to prevent similar incidents from occurring in the future.

Leadership Indicators

- Does the entity extend any life insurance or any compensatory package in the event of death of:
 - Employees (Y/N) - Yes
 - Workers (Y/N) - Yes
- Provide the measures undertaken by the entity to ensure that statutory dues have been deducted and deposited by the value chain partners.

The company ensures that contractor and vendors make timely PF and ESIC payments to their employees by releasing payment only after proof of compliance is received. Monthly reconciliation of GSTR-2B is conducted to ensure that vendors make timely GST payments and file GST returns to the government on time. The company ensures timely filing of GST returns to allow customers to avail GST credits on time and resolves any related issues promptly.

The company follows up with customers and vendors for TDS/TCS certificates (Form16A and Form27D) to ensure timely payments of TDS/TCS by them. Timely TDS/TCS payments are made and certificates are issued to vendors, customers, and employees so that they can avail credits on time. Income tax returns are collected from vendors on a yearly basis to ensure proper levy of TDS rates and to ensure that vendors file their income tax returns on time.

The company collects TRC, NO PE certificates, and 10F form on all foreign payments related to goods and services to prevent tax evasion by foreign entities and to regularize foreign currency payments. Timely payment of the labour welfare fund of employees is also ensured by the company.

- Provide the number of employees / workers having suffered high consequence work-related injury / ill-health / fatalities (as reported in Q11 of Essential Indicators above), who have been are rehabilitated and placed in suitable employment or whose family members have been placed in suitable employment:

	Total no. of affected employees/ workers		No. of employees/workers that are rehabilitated and placed in suitable employment or whose family members have been placed in suitable employment	
	FY 2023-24	FY 2022-23	FY 2023-24	FY 2022-23
Employees	0	0	0	0
Workers	0	0	0	0

- Does the entity provide transition assistance programs to facilitate continued employability and the management of career endings resulting from retirement or termination of employment? (Yes/ No)

The company does not provide any transition assistance programs however, it plans to extend professional courses to its employees in the near future to facilitate continued employability. It also offers advisory roles to highly qualified retired employees.

- Details on assessment of value chain partners:

	% of value chain partners (by value of business done with such partners) that were assessed
Health and safety practices	Value chain partners were not assessed during the assessment period.
Working Conditions	

- Provide details of any corrective actions taken or underway to address significant risks / concerns arising from assessments of health and safety practices and working conditions of value chain partners.

No Gaps/concerns were noted.

PRINCIPLE 4: Businesses should respect the interests of and be responsive to all its stakeholders

Essential Indicators

- Describe the processes for identifying key stakeholder groups of the entity.

The Company considers any individual, group, or institution that contributes to its business chain as a stakeholder. At KKCL, stakeholders play an important role, and the Company recognizes the importance of partnering with them and addressing their concerns to achieve its ambitious targets as part of its vision. The Company's multi-stakeholder model aims to understand the needs of its stakeholders and respond to them through various initiatives and programs.

The Company's process of stakeholder engagement involves identifying internal and external stakeholders, analyzing their impact on the business and vice versa, and prioritizing key stakeholders to understand their expectations and concerns. Regular interactions with stakeholders through various channels have helped strengthen relationships and enhance the Company's organizational strategy. Key stakeholders have been identified, and each of them contributes in their own way to create shared value.

- List of stakeholder groups identified as key for your entity and the frequency of engagement with each stakeholder group.

Stakeholder Group	Whether identified as Vulnerable & Marginalised Group (Yes/No)	Channels of Communication (Email, SMS, Newspaper, Pamphlets, Advertisement, Community Meetings, Notice Board, Website), Others	Frequency of engagement (Annually/ Half yearly/ Quarterly/ others - please specify)	Purpose and scope of engagement including key topics and concerns raised during such engagement
Customers	No	Customer feedback surveys, In-person meetings/letters, Social media, Company and corporate websites, Product information on packaging, Customer relationship development, Customer conferences, Email, SMS, Advertisements, Website.	Ongoing / Need basis	<ul style="list-style-type: none"> The Company believes that comprehending the requirements of its customers is essential in determining the quality and pricing of its products. The development of new and innovative products is driven by the needs of the customers. The Company also strives to minimize the environmental and social impact of its products, thereby enabling customers to meet their sustainability goals.
Employees	No	Emails, Internal Communication platforms, Intranet, Notice Board, Team meetings, One-to-one meetings/briefings.	Ongoing / Need basis	<ul style="list-style-type: none"> The Company aims to enhance employee engagement and communication by promoting collaborative working, diversity, and well-being at the workplace. The Company also seeks to provide employees with opportunities for accelerated career growth.
Suppliers and Value Chain Partners	No	Supplier evaluation questionnaires, Contractual meetings, Information requests, Email, SMS, Advertisement, Website, Tradeshow.	Ongoing / Need basis	<ul style="list-style-type: none"> The Company's objectives include maximizing opportunities for suppliers across the value chain, integrating sustainability into procurement decisions, and procuring high-quality raw materials and services at competitive prices.
Shareholders, Investors and Lenders	No	Annual General Meeting, Annual Reports, One-to-one meetings, Quarterly conference calls, Investor conferences, Road shows and plant visits.	Annually /Ongoing / Need basis	<ul style="list-style-type: none"> The Company aims to disclose sustainability Key Performance Indicators (KPIs) and integrate financial and non-financial factors to provide high-value information that generates significant long-term value to investors and shareholders. The Company also engages with all its stakeholders to understand their priorities and address their queries and concerns, enriching business conduct.

Stakeholder Group	Whether identified as Vulnerable & Marginalised Group (Yes/No)	Channels of Communication (Email, SMS, Newspaper, Pamphlets, Advertisement, Community Meetings, Notice Board, Website), Others	Frequency of engagement (Annually/ Half yearly/ Quarterly/ others – please specify)	Purpose and scope of engagement including key topics and concerns raised during such engagement
Local Communities	Yes	Community Meetings, Events, Advertisements, School/ Local functions, Social Media.	Ongoing / Need basis	- The Company strives to establish robust partnerships with local communities and support its supply chain while maintaining its social license.
Government and Regulators	No	Press Releases, Quarterly Results, Annual Reports, Sustainability / Integrated Reports, Stock Exchange filings, issue specific meetings, representations.	Need basis	- The Company aims to enhance its sustainability performance and improve compliance with regulations related to its activities. - The Company aims to contribute to nation-building through its products, taxes, and royalties, as well as support the government's on-ground initiatives through corporate social responsibility (CSR) and contributions to the local economy.
Media	No	Media surveys, Interviews, Media briefings, Press releases, Social media.	Need basis	- The Company aims to enhance its comprehension of the industry's positive impact on sustainability and climate change, as well as identify the drivers for further development in this regard.
NGOs and Other Groups	No	One-to-one meetings, Presentations, Participation in events.	Need basis	- The Company aims to engage experts in the field for the effective implementation of CSR programs and regularly discuss and share updates to strengthen the existing programs.

Leadership Indicators

- Provide the processes for consultation between stakeholders and the Board on economic, environmental, and social topics or if consultation is delegated, how is feedback from such consultations provided to the Board.

The Company actively engages with key stakeholders, including investors, customers, suppliers, communities, and employees. Stakeholder concerns are addressed through discussions with the Board, facilitated by various organizational functions dedicated to specific stakeholder groups. These discussions take place during quarterly Board reviews, involving the CEO and senior leaders from these functions. The Marketing Head reports on customer trends and issues, the CFO and his team provide insights on investor relations, the CHRO and her team address employee feedback, and the respective Plant Heads discuss sustainability issues, among others. Recognizing that effective stakeholder engagement is vital for achieving its sustainability objectives and fostering inclusive growth, the Company places high importance on these interactions.

The Company evaluates and identifies the needs of communities surrounding its manufacturing sites to develop support and intervention strategies. Surveys are conducted to pinpoint areas requiring assistance, and the CSR activities, implementation schedules, and their impacts are presented to the Board of Directors annually for review and feedback.

- Whether stakeholder consultation is used to support the identification and management of environmental, and social topics (Yes / No). If so, provide details of instances as to how the inputs received from stakeholders on these topics were incorporated into policies and activities of the entity.

Yes, The Company engages with stakeholders on important issues that align with strategic objectives, using various modes of communication. Each stakeholder group has a designated internal representative. For instance, employee feedback is addressed through specific steps that improve communication and collaboration channels. Likewise, suppliers are provided with a streamlined order-to-payment process and given opportunities to address environmental and social concerns.

- Provide details of instances of engagement with, and actions taken to, address the concerns of vulnerable/ marginalized stakeholder groups.

Vulnerable group	Concerns	Action Taken	Impact
-	-	-	-

PRINCIPLE 5 Businesses should respect and promote human rights

Essential Indicators

- Employees and workers who have been provided training on human rights issues and policy(ies) of the entity, in the following format:

Category	FY 2023-24			FY 2022-23		
	Total (A)	No. of employees/workers covered (B)	%(B/A)	Total (C)	No. of employees/workers covered (D)	%(C/D)
Employees						
Permanent	925	93	10%	782	567	73%
Other than permanent	1725	0	0%	1699	1699	100%
Total Employees	2650	93	4%	2481	2266	91%
Workers						
Permanent	994	0	0%	1031	842	82%
Other than permanent	0	0	0%	174	173	99%
Total Workers	994	0	0%	1205	1015	84%

- Details of minimum wages paid to employees and workers, in the following format:

Category	FY 2023-24					FY 2022-23				
	Total (A)	Equal to minimum wage		More than minimum wage		Total (D)	Equal to minimum wage		More than minimum wage	
		No. (B)	%(B/A)	No. (C)	%(C/A)		No. (E)	%(E/D)	No. (F)	%(F/D)
Employees										
Permanent	925	0	0	925	100%	782	0	0	782	100%
Male	753	0	0	753	100%	644	0	0	644	100%
Female	172	0	0	172	100%	138	0	0	138	100%
Other than Permanent	1725	0	0	1725	100%	1699	0	0	1699	100%
Male	1277	0	0	1277	100%	1320	0	0	1320	100%
Female	448	0	0	448	100%	379	0	0	379	100%
Workers										
Permanent	994	0	0	994	100%	1031	0	0	1031	100%
Male	897	0	0	897	100%	918	0	0	918	100%
Female	97	0	0	97	100%	113	0	0	113	100%
Other than Permanent	0	0	0	0	-	174	0	0	174	100%
Male	0	0	0	0	-	140	0	0	140	100%
Female	0	0	0	0	-	34	0	0	34	100%



3. Details of remuneration/salary/wages, in the following format:

a. Median remuneration / wages:

	Male		Female	
	Number	Median remuneration/salary/wages of respective category	Number	Median remuneration/salary/wages of respective category
Board of Directors (BoD)	9	8,40,000	2	4,70,000
Key Managerial Personnel	3	62,34,136	0	0
Employees other than BoD and KMP	753	2,78,991	172	1,76,016
Workers	897	2,00,638	97	1,19,756

b. Gross wages paid to females as % of total wages paid by the entity, in the following format:

Parameter	FY 2023-24	FY 2022-23
Gross wages paid to females as % of total wages *	11%	7%

*Only permanent employees considered

4. Do you have a focal point (Individual/ Committee) responsible for addressing human rights impacts or issues caused or contributed to by the business? (Yes/No)

Yes. Chief Human Resources Officer and the individual Plant Heads holds the responsibility for dealing with any human rights issues that are caused or have a contribution from the business.

5. Describe the internal mechanisms in place to redress grievances related to human rights issues.

The company has implemented a Vigil Mechanism/Whistleblower Policy to encourage employees to report any concerns they may have, assuring them that they will not face any negative consequences such as victimization, discrimination, or disadvantages as a result. This policy includes a process for employees to report their concerns either to the Chairperson of the Audit Committee or to the Vigilance and Ethics Officer through designated channels. The Vigil Mechanism/ Whistleblower Policy is accessible to all stakeholders and can be found on the company's website for public access.

6. Number of Complaints on the following made by employees and workers:

Category	FY 2023-24			FY 2022-23		
	Filed during the year	Pending resolution at the end of year	Remarks	Filed during the year	Pending resolution at the end of year	Remarks
Sexual Harassment	-	-	-	-	-	-
Discrimination at workplace	-	-	-	-	-	-
Child Labour	-	-	-	-	-	-
Forced Labour/Involuntary Labour	-	-	-	-	-	-
Wages	-	-	-	-	-	-
Other human rights related issues	-	-	-	-	-	-

7. Complaints filed under the Sexual Harassment of Women at Workplace (Prevention, Prohibition and Redressal) Act, 2013, in the following format:

Category	FY 2023-24	FY 2022-23
Total Complaints reported under Sexual Harassment on of Women at Workplace (Prevention, Prohibition and Redressal) Act, 2013 (POSH)	0	0
Complaints on POSH as a % of female employees / workers*	0%	0%
Complaints on POSH upheld	0	0

*Only permanent employees considered

8. Mechanisms to prevent adverse consequences to the complainant in discrimination and harassment cases.

The Company is committed to providing equal opportunities and strongly condemns discrimination or harassment based on any factor. To ensure inclusivity and maintain a zero-tolerance stance on discrimination, the Company has implemented an Equal Employment Opportunity Policy. Additionally, there is a policy in place to prevent and address sexual harassment in the workplace. An Internal Complaints Committee is responsible for conducting inquiries while safeguarding the identities of all parties involved. Regular sensitization programs on sexual harassment prevention are conducted to raise awareness. The Company ensures the confidentiality and anonymity of complainants. Furthermore, the Company has a Whistleblower Policy for reporting unethical behavior and noncompliance. Employees are expected to adhere to a Code of Conduct that promotes responsible actions and behavior.

9. Do human rights requirements form part of your business agreements and contracts? (Yes/No)

Yes. The Company has integrated the fulfillment of human rights requirements into its standard terms and conditions for Purchase Orders, Agreements/ Contracts entered into with the Suppliers and also as a part of Code of Conduct for Suppliers and Service Providers.

10. Assessments for the year:

	% of your plants and offices that were assessed (by entity or statutory authorities or third parties)
Child labour	100%. We conduct internal monitoring to ensure compliance with relevant laws and policies regarding these issues. No significant findings have been reported by local regulatory bodies or external parties throughout the year. We take proactive measures to prevent discrimination, child labor, and sexual harassment within our value chain partnerships.
Forced/involuntary labour	
Sexual harassment	
Discrimination at workplace	
Wages	
Others - please specify	

11. Provide details of any corrective actions taken or underway to address significant risks / concerns arising from the assessments at Question 9 above.

Not applicable. No significant risks /concerns.

Leadership Indicators

1. Details of a business process being modified / introduced as a result of addressing human rights grievances/complaints.

Not applicable. The Company has not received any grievances or complaints regarding human rights violations during the reporting period.

2. Details of the scope and coverage of any Human rights due-diligence conducted.

The Company's commitment to creating a culture of care and trust is evident in its various corporate policies, which include the Environment, Health & Safety (EHS) Policy, Whistleblower Policy, Sexual Harassment Policy, and Equal Opportunity and Non-Discrimination policies. Upholding the dignity and respect of each employee is a core value that the Company embraces. To ensure compliance and responsibility, regular audits and inspections are carried out by the internal audit protocols of the EHS and HR departments, encompassing all locations and addressing issues related to EHS and human rights.

The Company is fully dedicated to meeting or surpassing the requirements of relevant local, state, and national laws concerning human rights and workers' rights in all the states where it operates. Additionally, all business operations adhere to applicable regulations, striving to uphold labor rights and aligning with both national and international standards and regulations.

3. Is the premise/office of the entity accessible to differently abled visitors, as per the requirements of the Rights of Persons with Disabilities Act, 2016?

Yes. The Company has made provisions to ensure convenient access for individuals with disabilities at its manufacturing sites. Ramps have been constructed to facilitate easy movement for differently-abled visitors. To assist deaf and mute visitors, displays and signages have been installed for effective communication. The Company has been continually working to enhance our premises to further enhance accessibility and support for differently-abled employees and workers.

4. Details on assessment of value chain partners:

	% of your plants and offices that were assessed (by entity or statutory authorities or third parties)
Sexual harassment	The company did not conduct any assessments with its value chain partners. However, it is expected that the value chain partners comply with all applicable laws and regulations. In the upcoming assessment year, the company plans to conduct assessments to ensure compliance with human rights.
Discrimination at workplace	
Child Labour	
Forced Labour/Involuntary Labour	
Wages	
Others – please specify	

5. Provide details of any corrective actions taken or underway to address significant risks / concerns arising from the assessments at Question 4 above.

Not applicable.

PRINCIPLE 6: Businesses should respect and make efforts to protect and restore the environment**Essential Indicators**

1. Details of total energy consumption (in Joules or multiples) and energy intensity, in the following format:

Parameter	FY 2023-24	FY 2022-23
From renewable sources		
Total electricity consumption (A)	3,408 GJ	3,238 GJ
Total fuel consumption (B)	-	-
Energy consumption through other sources (C)	-	-
Total energy consumption (A+B+C)	3,408 GJ	3,238 GJ
From non-renewable sources		
Total electricity consumption (D)	9,813 GJ	12,898 GJ
Total fuel consumption (E)	60,859 GJ	64,052 GJ
Energy consumption through other sources (F)	-	-
Total energy consumption (D+E+F)	70,672 GJ	76,950 GJ
Total energy consumption (A+B+C+D+E+F)	74,080 GJ	80,188 GJ
Energy intensity per rupee of turnover (Total energy consumption / Revenue from operations)	0.87 GJ/ ₹ Lakh	1.03 GJ/ ₹ Lakh
Energy intensity per rupee of turnover adjusted for Purchasing Power Parity (PPP*) (Total energy consumed / Revenue from operations adjusted for PPP)	0.22 GJ/ ₹ Lakh	0.27 GJ/ ₹ Lakh
Energy intensity in terms of physical output	0.010 GJ/Number	0.009 GJ/Number
Energy intensity (optional) – the relevant metric may be selected by the entity	-	-
Note: Indicate if any independent assessment/ evaluation/assurance has been carried out by an external agency? (Y/N) : No		

2. Does the entity have any sites / facilities identified as designated consumers (DCs) under the Performance, Achieve and Trade (PAT) Scheme of the Government of India? (Y/N) If yes, disclose whether targets set under the PAT scheme have been achieved. In case targets have not been achieved, provide the remedial action taken, if any.

No. The Company does not fall under the category of industries mandated under the Performance, Achieve and Trade (PAT) Scheme of the Government of India.

3. Provide details of the following disclosures related to water, in the following format:

Parameter	FY 2023-24	FY 2022-23
Water withdrawal by source (in kiloliters)		
(i) Surface water	0	0
(ii) Groundwater	0	0
(iii) Third party water	1,71,907	1,16,778
(iv) Seawater / desalinated water	0	0
(v) Others	0	0
Total volume of water withdrawal (in kiloliters) (i + ii + iii + iv + v)	1,71,907	1,16,778
Total volume of water consumption (in kiloliters)	1,71,907	1,16,778
Water intensity per rupee of turnover (Total water consumption / Revenue from operations)	2.00 KL/ ₹ Lakh	1.49 KL/ ₹ Lakh
Water intensity per rupee of turnover adjusted for Purchasing Power Parity (PPP) (Total water consumption / Revenue from operations adjusted for PPP)	0.51 KL/ ₹ Lakh	0.39 KL/ ₹ Lakh
Water intensity in terms of physical output	0.024 KL/Number	0.012 KL/Number
Water intensity (optional) – the relevant metric may be selected by the entity	-	-
Note: Indicate if any independent assessment/ evaluation/assurance has been carried out by an external agency? (Y/N) : No		

*Synthofine, Dadar and Daman plants are located in Industrial Estate and there is no bifurcation of water bill since invoices raised for whole industrial estate. Water consumption given for Vapi and Head Office.

4. Provide the following details related to water discharged:

Parameter	FY 2023-24	FY 2022-23
Water discharge by destination and level of treatment (in kiloliters)		
(i) To Surface water		
- No treatment	-	-
- With treatment – please specify level of treatment	-	-
(ii) To Groundwater		
- No treatment	-	-
- With treatment – please specify level of treatment	-	-
(iii) To Seawater		
- No treatment	-	-
- With treatment – please specify level of treatment	-	-
(iv) Sent to third-parties		
- No treatment	-	-
- With treatment – please specify level of treatment	109,180	92,102
(v) Others		
- No treatment	6,670	7,598
- With treatment – please specify level of treatment	-	-
Total water discharged (in kiloliters)	1,15,850	99,700
Note: Indicate if any independent assessment/ evaluation/assurance has been carried out by an external agency? (Y/N) : No		



5. Has the entity implemented a mechanism for Zero Liquid Discharge? If yes, provide details of its coverage and implementation.

Trade effluents are only generated in the Vapi unit. In all other facilities, water is consumed mainly for domestic purposes. Domestic waste water in Daman is treated in-house and the treated water is reused for flushing and gardening.

The trade effluents generated in Vapi Unit is treated in in-house Effluent Treatment Plant. To reduce reject water, reverse osmosis system is instituted. 20% of the treated water from ETP is recycled back into the production process and ETP Waste generated through screw press is sun dried and collected in bags and then disposed to CEPT with Manifest. Zero Liquid Discharge is under study and implementation for the plant to eliminate risk of effluent transportation and disposal.

6. Please provide details of air emissions (other than GHG emissions) by the entity, in the following format:

Parameter	Unit	Vapi	
		FY 2023-24	FY 2022-23
NOx	ppm	2.30	11.7
SOx	mg/Nm ³	1.20	14.2
Particulate matter (PM)	ppm	4.70	21.4
Persistent organic pollutants (POP)			
Volatile organic compounds (VOC)	Persistent Organic Pollutants (POP), Volatile Organic Compounds (VOC), Hazardous Air Pollutants (HAP), are not		
Hazardous air pollutants (HAP)	being monitored currently.		
Others – please specify			
Indicate if any independent assessment/ evaluation/assurance has been carried out by an external agency? (Y/N) If yes, name of the external agency		Enviro Tech and Engineering Pvt Ltd	

Not required to measure for Daman and Mumbai units.

7. Provide details of greenhouse gas emissions (Scope 1 and Scope 2 emissions) & its intensity, in the following format

Parameter	Unit	FY 2023-24	FY 2022-23
Total Scope 1 emissions (Break-up of the GHG into CO ₂ , CH ₄ , N ₂ O, HFCs, PFCs, SF ₆ , NF ₃ , if available)*	Metric tonnes of CO ₂ equivalent	3,225	3,145
Total Scope 2 emissions (Break-up of the GHG into CO ₂ , CH ₄ , N ₂ O, HFCs, PFCs, SF ₆ , NF ₃ , if available)	Metric tonnes of CO ₂ equivalent	3,196	2,864
Total Scope 1 and Scope 2 emission intensity per rupee of turnover (Total Scope 1 and Scope 2 GHG emissions / Revenue from operations)		0.075 CO ₂ e / ₹ Lakh	0.077 CO ₂ e / ₹ Lakh
Total Scope 1 and Scope 2 emission intensity per rupee of turnover adjusted for Purchasing Power Parity (PPP) (Total Scope 1 and Scope 2 GHG emissions / Revenue from operations adjusted for PPP)		0.019 CO ₂ e / ₹ Lakh	0.020 CO ₂ e / ₹ Lakh
Total Scope 1 and Scope 2 emission intensity in terms of physical output		0.0009 CO ₂ e / Number	0.0006 CO ₂ e / Number
Total Scope 1 and Scope 2 emission intensity (optional) – the relevant metric may be selected by the entity		-	-

Note: Indicate if any independent assessment/ evaluation/assurance has been carried out by an external agency? (Y/N) If yes, name of the external agency

No.

8. Does the entity have any project related to reducing Green House Gas emission? If Yes, then provide details.

KKCL has taken considerable steps throughout the reporting year to reduce its own GHG emissions. Green energy like Wind and Solar energy are utilized at Vapi and Daman units and replaced 748 tCO₂e with green energy.

In line with the long-term target, to reduce GHG emissions intensity, the following initiatives were adopted.

- Setting emission reduction targets and developing a roadmap to monitor execution
- Carrying out feasibility studies to adopt and invest renewable energy technologies in various units
- Investing in energy-efficient technologies

9. Provide details related to waste management by the entity, in the following format:

Parameter	FY 2023-24	FY 2022-23
Total Waste generated (in metric tonnes)		
Plastic waste (A)	38.91	34.38
E-waste (B)	0	0
Bio-medical waste (C)	0.0025	0
Construction and demolition waste (D)	100	0
Battery waste (E)	0	0
Radioactive waste (F)	0	0
Other Hazardous waste. Please specify, if any. (G) (Sludge and Used Oil)	49.27	57.10
Other Non-hazardous waste generated (H). Please specify, if any. (Break-up by composition i.e. by materials relevant to the sector) (Fabric Waste, Packaging waste)	222.61	204.21
Total (A+B + C + D + E + F + G + H)	410.79	295.69
Waste intensity per rupee of turnover (Total waste generated / Revenue from operations)	4.77 ton/ ₹ Lakh	3.79 ton/ ₹ Lakh
Waste intensity per rupee of turnover adjusted for Purchasing Power Parity (PPP) (Total waste generated / Revenue from operations adjusted for PPP)	0.0011 ton/ ₹ Lakh	0.0024 ton/ ₹ Lakh
Waste intensity in terms of physical output	0.05 kg/ Number	0.08 kg/ Number
Waste intensity (optional) –the relevant metric may be selected by the entity		
For each category of waste generated, total waste recovered through recycling, re-using or other recovery operations (in metric tonnes)		
Hazardous Waste		
(i) Recycled	-	-
(ii) Re-used	-	-
(iii) Other recovery operations	-	-
Total	-	-
Non- Hazardous Waste		
(i) Recycled	-	-
(ii) Re-used	-	-
(iii) Other recovery operations	-	-
Total	-	-
For each category of waste generated, total waste disposed by nature of disposal method (in metric tonnes)		
Hazardous Waste		
(i) Incineration	-	-
(ii) Landfilling	-	-
(iii) Other disposal operations	49.27	57.10
Total	49.27	57.10



Parameter	FY 2023-24	FY 2022-23
Non-Hazardous Waste		
(i) Incineration	-	-
(ii) Landfilling	20.00	-
(iii) Other disposal operations	341.52	238.59
Total	361.52	238.59

Note: Indicate if any independent assessment/ evaluation/assurance has been carried out by an external agency? (Y/N): **No**

10. Briefly describe the waste management practices adopted in your establishments. Describe the strategy adopted by your company to reduce usage of hazardous and toxic chemicals in your products and processes and the practices adopted to manage such wastes.

The manufacturing process unavoidably generates waste. The Company has implemented measures to make the most of it. The Company aims to avoid sending a large amount of waste to landfills and have adopted procedures that repurpose used material and reintroduce excess material back into the production process. The Company employs the '3R' approach, which is to reduce, reuse, and recycle waste. The Company follows legally prescribed methods and environmentally safe disposal techniques for disposing of hazardous waste, and sell non-hazardous waste to approved recyclers.

The company manages all waste in accordance with the Consent to Operate/Hazardous Waste authorization of each site. By regularly refining the process and technology, the company employs a "Reduce, Reuse, Recycle, Recovery, and Disposal" strategy to minimize the creation of hazardous waste.

The company either provides hazardous waste to authorized recyclers, disposes of it through Treatment Storage and Disposal Facilities (TSDF), or offers it to other industries as raw material.

11. If the entity has operations/offices in/around ecologically sensitive areas (such as national parks, wildlife sanctuaries, biosphere reserves, wetlands, biodiversity hotspots, forests, coastal regulation zones etc.) where environmental approvals / clearances are required, please specify details in the following format:

S. No.	Location of operations/offices	Type of operations	Whether the conditions of environmental approval / clearance are being complied with? (Y/N). If no, the reasons thereof and corrective action taken, if any.
None of the operating sites are located within the core/buffer zone (within a 10 km radius) of any Ecologically Sensitive Area such as Protected Areas, National Parks, Wildlife Sanctuaries, Bio-Sphere Reserves, Wildlife Corridors, etc.			

12. Details of environmental impact assessments of projects undertaken by the entity based on applicable laws, in the current financial year:

Name and brief details of project	EIA Notification No.	Date of Notification	Whether conducted by independent external agency? (Yes/No)	Results communicated in public domain (Yes/No)	Relevant Web link
None of the projects undertaken by KKCL in FY 2023-24 required Environmental Impact Assessments (EIA)					

13. Is the entity compliant with the applicable environmental law/ regulations/ guidelines in India; such as the Water (Prevention and Control of Pollution) Act, Air (Prevention and Control of Pollution) Act, Environment protection act and rules thereunder (Y/N). If not, provide details of all such non-compliances, in the following format:

S. No.	Specify the law / regulation / guidelines which was not complied with	Provide details of the non-compliance	Any fines / penalties / action taken by regulatory agencies such as pollution control boards or by courts	Corrective action taken, if any
Yes, the Company is in compliance with all the applicable environmental law/ regulations/ guidelines in India; such as the Water (Prevention and Control of Pollution) Act, Air (Prevention and Control of Pollution) Act, and Environment protection act and rules thereunder.				

Leadership Indicators

1. Water withdrawal, consumption and discharge in areas of water stress (in kiloliters):

As per the report by the Central Ground Water Board, both the Vapi and Mumbai units fall under the 'Safe' - Water Stress category. However, the Daman unit is categorized as 'Over-Exploited'. The Daman Unit operates within the Industrial Green Zone and utilizes water for domestic purposes at a rate of 25,000 liters per day, as well as 2,500 liters per day for boiler use. The unit efficiently treats domestic wastewater in-house, and approximately 25,000 liters of treated water is reused annually for flushing and gardening purposes.

2. Please provide details of total Scope 3 emissions & its intensity, in the following format:

Parameter	Unit	2023-24	2022-23
Total Scope 3 emissions (Break-up of the GHG into CO ₂ , CH ₄ , N ₂ O, HFCs, PFCs, SF ₆ , NF ₃ , if available)	Metric tonnes of CO ₂ equivalent		
Total Scope 3 emissions per rupee of turnover		Not calculated for the year 2022-23 and 2023-24	
Total Scope 3 emission intensity (optional) - the relevant metric may be selected by the entity			

Note: Indicate if any independent assessment/ evaluation/assurance has been carried out by an external agency? (Y/N) If yes, name of the external agency: **No**

3. With respect to the ecologically sensitive areas reported at Question 10 of Essential Indicators above, provide details of significant direct & indirect impact of the entity on biodiversity in such areas along-with prevention and remediation activities.

The disclosure mentioned does not apply to our company. All our business operates from premises situated in industrial zones that are not situated near environmentally delicate areas.

4. If the entity has undertaken any specific initiatives or used innovative technology or solutions to improve resource efficiency, or reduce impact due to emissions / effluent discharge / waste generated, please provide details of the same as well as outcome of such initiatives, as per the following format:

S. No.	Unit	Initiative undertaken	Details of the initiative (Web-link, if any, may be provided along-with summary)	Outcome of the initiative
1	Vapi	Waste water management	ETP equipment - Screw type filter press is installed to separate solid waste from effluent water.	(i) Efficient solid-liquid separation is achieved. (ii) Effluent water quality improves through filtration. (iii) Reusable liquid is recovered from the process
2	Vapi	Ozone System for Denim Wash	Ozone system implemented for washing	(i) Water Saver (ii) Stain remover with less water and (iii) purify chemicals used during denim manufacturing
3	Vapi	Recycling of Water	20% water from ETP recycle in production	20% of water saved.
4	All units	Use of Green Chemicals	Procurement of certified Green Chemicals for manufacturing	Environmental friendly operation
5	Daman	Reuse of waste water	RO waste water is reused for flushing. Installed new RO system in 2024.	50,000 Lt/year reused
6	Daman	Sustainability efforts	Installed rainwater harvesting system. Water collected are stored in Fire Safety tank.	1,50,000 litres of water stored and used in process.
7	Daman	Water Conservation	Substitution of RO water with rainwater for boiler feed in steam generation.	1,500 l/day of RO water is being replaced by rainwater.
8	Daman	Green Energy	Installation of solar street lights in the factory boundary.	120 W of grid power is replaced by green energy.
9	Daman	Energy recovery	Average of 500l/day of condensate recovered hot water (70°C) from boiler. This water is reused back into the boiler system.	Lower consumption of Natural Gas fuel.



5. Does the entity have a business continuity and disaster management plan? Give details in 100 words/ web link.

A Business Continuity Plan (BCP) helps a company assess risks, develop mitigation strategies, test responses, and plan for recovery from operational disruptions. Like all organizations, KKCL faces various risks of disruptions like natural disasters, cyber-attacks, and other manmade events, which can result in revenue loss and increased costs. KKCL's BCP specifically guides us to respond effectively and restore operations swiftly.

Assigned teams ensure efficient crisis management, enabling timely restoration of operations and reducing impact through alternative courses of action. The BCP ensures business continuity post-emergency events, maintaining effective operations.

6. Disclose any significant adverse impact to the environment, arising from the value chain of the entity. What mitigation or adaptation measures have been taken by the entity in this regard.

Nil. There are no significant impact to the environment, arising from the value chain of the Company.

7. Percentage of value chain partners (by value of business done with such partners) that were assessed for environmental impacts.

No value chain partners were assessed during the assessment year. The company plans to assess its value chain partners in the upcoming year.

PRINCIPLE 7 Businesses, when engaging in influencing public and regulatory policy, should do so in a manner that is responsible and transparent

Essential Indicators

1. a. Number of affiliations with trade and industry chambers/ associations. **The Company had affiliations with 3 (three) trade and industry chambers / associations.**
1. b. List the top 10 trade and industry chambers/ associations (determined based on the total members of such body) the entity is a member of/ affiliated to.

S. No.	Name of the trade and industry chambers/ associations	Reach of trade and industry chambers/ associations (State/National)
1	Federation of Indian Chambers of Commerce and Industry.	National
2	All India Association of Industries	National
3	Retailers Association of India.	National

2. Provide details of corrective action taken or underway on any issues related to anti- competitive conduct by the entity, based on adverse orders from regulatory authorities.

Name of authority	Brief of the case	Corrective action taken
Nil	Not applicable	Not applicable

No adverse order was received by the Company from regulatory authorities during the financial year 2023-24, hence no corrective action was required to be taken.

Leadership Indicators

1. Details of public policy positions advocated by the entity:

S. No.	Public policy advocated	Method resorted for such advocacy	Whether information available in public domain? (Yes/No)	Frequency of Review by Board (Annually/ Half yearly/ Quarterly / Others - please specify)	Web Link, if available
There is no public policy advocated as of now.					
	Nil	NA	NA	NA	NA

PRINCIPLE 8 Businesses should promote inclusive growth and equitable development

Essential Indicators

1. Details of Social Impact Assessments (SIA) of projects undertaken by the entity based on applicable laws, in the current financial year.

None of the projects undertaken by KKCL in FY 2023-24 required Social Impact Assessments (SIA).

Name and brief details of project	SIA Notification No.	Date of Notification	Whether conducted by independent external agency? (Yes/No)	Results communicated in public domain (Yes/No)	Relevant Weblink
Nil	NA	NA	NA	NA	NA

2. Provide information on project(s) for which ongoing Rehabilitation and Resettlement (R&R) is being undertaken by your entity, in the following format:

Not applicable. No rehabilitation and resettlement were undertaken by the entity during 2023-24.

S. No.	Name of Project for which R&R is ongoing	State	District	No. of Project Affected Families (PAFs)	% of PAFs covered by R&R	Amounts paid to PAFs in the FY (in ₹)
-	-	-	-	-	-	-

3. Describe the mechanisms to receive and redress grievances of the community.

The Company has established a system to receive and address grievances from the community, wherein a committee is formed at the site level comprising members from different departments like HR/Admin, Safety, Security, etc. There are provisions to receive both written and verbal grievances and take steps to resolve them in a timely manner, including conducting joint field visits and investigations. The grievances are documented and monitored until they are resolved.

Furthermore, the Company engages with the community proactively as part of its development efforts. It organizes various informal and formal sessions throughout the year to facilitate interaction with the community, in addition to program-specific meetings that promote collaboration.

4. Percentage of input material (inputs to total inputs by value) sourced from suppliers:

Parameter	FY 2023-24	FY 2022-23
Directly sourced from MSMEs/ small producers	2.16%	2.49%
Sourced directly from within the district and neighbouring districts		

Data on sourcing within the district and neighboring districts are currently not captured. The Company is putting a process in place to capture the purchases made within the district and neighboring districts.

5. Job creation in smaller towns – Disclose wages paid to persons employed (including employees or workers employed on a permanent or non-permanent / on contract basis) in the following locations, as % of total wage cost

Parameter	FY 2023-24	FY 2022-23
Rural	0	0
Semi-urban	0	0
Urban*	4%	6%
Metropolitan*	6%	7%

*Only permanent employees considered



Leadership Indicators

1. Provide details of actions taken to mitigate any negative social impacts identified in the Social Impact Assessments (Reference: Question 1 of Essential Indicators above):

Details of negative social impact identified	Corrective action taken
Nil	Not applicable

2. Provide the following information on CSR projects undertaken by your entity in designated aspirational districts as identified by government bodies:

The Company has implemented various corporate social responsibility (CSR) initiatives. However, it has not undertaken any CSR projects or activities in the designated aspirational districts that have been identified by government bodies. PROVIDE DETAILS

S. No.	State	Aspirational District	Amount spent (In ₹)
-	-	-	-

3. (a) Do you have a preferential procurement policy where you give preference to purchase from suppliers comprising marginalized /vulnerable groups? (Yes/No)

Yes. The company have preferential procurement policy. KKCL values diversity for community and company growth, aiming for a better and fairer world. Through our preferential procurement policy, we prioritize local companies, locally made products, and various small and diverse suppliers whenever possible.

3. (b) From which marginalized /vulnerable groups do you procure?

Not applicable.

3. (c) What percentage of total procurement (by value) does it constitute?

Not applicable.

4. Details of the benefits derived and shared from the intellectual properties owned or acquired by your entity (in the current financial year), based on traditional knowledge.

Not applicable as the Company did not acquire or own any intellectual properties based on traditional knowledge in the year 2023-24.

S. No.	Intellectual Property based on traditional knowledge	Owned/ Acquired (Yes/No)	Benefit Shared (Yes/No)	Basis of calculating benefit share
	Nil			

5. Details of corrective actions taken or underway, based on any adverse order in intellectual property related disputes wherein usage of traditional knowledge is involved.

Name of authority	Brief of the case	Corrective action taken
	Not applicable	

6. Details of beneficiaries of CSR Projects:

S. No.	CSR Project	No. of persons benefitted from CSR Projects	% of beneficiaries from vulnerable and marginalized groups
1	Medical and Health Care facilities	14,823	Vulnerable and marginalized beneficiary are not measurable.

PRINCIPLE 9 Businesses should engage with and provide value to their consumers in a responsible manner

Essential Indicators

1. Describe the mechanisms in place to receive and respond to consumer complaints and feedback.

The company has implemented a sophisticated and efficient complaint mechanism to provide exceptional customer service and address any concerns promptly and effectively. We offer our customers multiple avenues to voice their complaints, including through the feedback received from our physical stores and through mails. Once a complaint is received, our diligent team conducts a meticulous review, carefully assessing the validity of each concern and identifying the underlying cause. We believe in transparency and open communication and our dedicated team works tirelessly to investigate and resolve every complaint to the utmost satisfaction of our customers. Regular reviews are conducted to ensure that all complaints receive proper attention and are handled in a timely manner, leading to their successful closure. Throughout the entire complaint resolution process, we maintain a strong focus on transparency, professionalism and effective communication.

2. Turnover of products and/ services as a percentage of turnover from all products/service that carry information about:

Locations	As a percentage to total turnover
Environmental and social parameters relevant to the product	
Safe and responsible usage Recycling	100% (For all garments sold)
Recycling and/or safe disposal	

3. Number of consumer complaints in respect of the following:

	FY 2023-24			FY 2022-23		
	Received during the year	Pending resolution at end of year	Remarks	Received during the year	Pending resolution at end of year	Remarks
Data privacy	Nil	Nil	Nil	Nil	Nil	Nil
Advertising	Nil	Nil	Nil	Nil	Nil	Nil
Cyber-security	Nil	Nil	Nil	Nil	Nil	Nil
Delivery of essential services	Nil	Nil	Nil	Nil	Nil	Nil
Restrictive Trade Practices	Nil	Nil	Nil	Nil	Nil	Nil
Unfair Trade Practices	Nil	Nil	Nil	Nil	Nil	Nil
Other (product and transportation related)	20	0	All complaints resolved	30	0	All complaints resolved

4. Details of instances of product recalls on account of safety issues:

Locations	Number	Reason for recall
Voluntary recalls	Nil	Not applicable
Forced recalls	Nil	Not applicable

5. Does the entity have a framework/ policy on cyber security and risks related to data privacy? (Yes/No) If available, provide a web-link of the policy.

Yes, Kewal Kiran Clothing Limited (KKCL) has established a robust Cyber Security and Data Privacy Policy to safeguard information and ensure the ethical use of Information Technology Resources. This policy is designed to prevent security breaches and protect the confidentiality of personal and sensitive data. It is applicable to all individuals in India with access to KKCL's IT resources, including employees, contractors, vendors and suppliers. The policy encompasses areas such as device protection, email security, password management, secure data transfer and additional measures to reduce security risks. It defines the IT team's responsibilities, provides a governance framework and sets up a mechanism for reporting concerns. It also specifies disciplinary actions for policy breaches and addresses data collection, use and disclosure within the privacy policy. Emphasizing the importance of cybersecurity awareness, the policy demonstrates a commitment to data privacy. It can be accessed on the website at <https://www.kewalkiran.com/investors.php#Policies>.

6. Provide details of any corrective actions taken or underway on issues relating to advertising and delivery of essential services; cyber security and data privacy of customers; re-occurrence of instances of product recalls; penalty / action taken by regulatory authorities on safety of products / services.

Not Applicable, as there were no issues or concerns related to advertising, delivery of essential services, cyber security, penalties or actions initiated by regulatory authorities for safety of Company's products

7. Provide the following information relating to data breaches:

- Number of instances of data breaches – **Nil. No instance of data breaches in the assessment period.**
- Percentage of data breaches involving personally identifiable information of customers – **Nil**
- Impact, if any, of the data breaches – **Not Applicable**

Leadership Indicators

1. Channels / platforms where information on products and services of the entity can be accessed (provide web link, if available).

The entity's products and services can be accessed through leading E-commerce portals as well as the company's own website <https://kewalkiran.com/>

2. Steps taken to inform and educate consumers about safe and responsible usage of products and/or services.

Yes, the company ensures that customers have access to comprehensive information by including wash care labels and fabric composition details on our garments. These labels provide detailed care instructions, while the fabric composition information allows customers to make informed choices based on their preferences and needs.

3. Mechanisms in place to inform consumers of any risk of disruption/discontinuation of essential services.

Not Applicable

4. Does the entity display product information on the product over and above what is mandated as per local laws? (Yes/No/Not Applicable)

Yes

If yes, provide details in brief.

The company provides wash care labels, composition of fabrics on the garments.

Did your entity carry out any survey with regard to consumer satisfaction relating to the major products / services of the entity, significant locations of operation of the entity or the entity as a whole? (Yes/No)

Yes, the company collects customer feedback at each store. The company also maintains visitor's books for comments, suggestions and complaints and it reviews consumer feedbacks periodically. The company has customer care email id for enabling customers to reach out to the company.

Note: Section A: General Disclosure: III.Operations: 17.a Markets served by the entity - Number of states includes 23 states and 2 Union territory.

Independent Auditors' Report

To,
The Members of
Kewal Kiran Clothing Limited

Report on the Audit of Standalone Ind AS Financial Statements

Opinion

We have audited the accompanying standalone Ind AS financial statements of **Kewal Kiran Clothing Limited** ('the Company') which comprise the Balance Sheet as at March 31, 2024, the Statement of Profit and Loss (including other comprehensive income), the Statement of Changes in Equity and the Statement of Cash Flows for the year then ended, and notes to the standalone Ind AS financial statements including a summary of material accounting policies and other explanatory information (hereinafter referred to as "the standalone Ind AS financial statements").

In our opinion and to the best of our information and according to the explanations given to us, the aforesaid standalone Ind AS financial statements give the information required by the Companies Act, 2013 ('the Act') in the manner so required and give a true and fair view in conformity with the Indian Accounting Standards (Ind AS) prescribed under section 133 of the Act read with the Companies (Indian Accounting Standards) Rules, 2015, as amended, and other accounting principles generally accepted in India, of the state of affairs of the Company as at March 31, 2024, and its profit including other comprehensive income, the changes in equity and its cash flows for the year ended on that date.

Basis for Opinion

We conducted our audit in accordance with the Standards on Auditing (SAs) specified under section 143(10) of the Act. Our responsibilities under those Standards are further described in the 'Auditor's Responsibilities for the Audit of the Standalone Ind AS Financial Statements' section of our report. We are independent of the Company in accordance with the Code of Ethics issued by the Institute of Chartered Accountants of India together with the ethical requirements that are relevant to our audit of the standalone Ind AS financial statements under the provisions of the Act and the Rules thereunder, and we have fulfilled our other ethical responsibilities in accordance with these requirements and the Code of Ethics. We believe that the audit evidence we have obtained is sufficient and appropriate to provide a basis for our opinion.

Key Audit Matters

Key audit matters are those matters that, in our professional judgment, were of most significance in our audit of the

(₹ in lakhs except as otherwise stated)

standalone Ind AS financial statements of the year. We have determined that there are no key audit matters to be communicated in our report.

Information Other than the Standalone Ind AS Financial Statements and Auditor's Report Thereon

The Company's Board of Directors is responsible for the preparation of the other information. The other information comprises of the information included in the Management Discussion and Analysis, Board's Report including Annexures to Board's Report, Business Responsibility and Sustainability Report, Corporate Governance and Shareholder's Information, but does not include the standalone Ind AS financial statements and our auditor's report thereon. The said reports are expected to be made available to us after the issue of our auditor's report.

Our opinion on the standalone Ind AS financial statements does not cover the other information and we do not express any form of assurance conclusion thereon. In connection with our audit of the standalone Ind AS financial statements, our responsibility is to read the other information and, in doing so, consider whether the other information is materially inconsistent with the standalone Ind AS financial statements, or our knowledge obtained in the audit or otherwise appears to be materially misstated.

When we read the above said reports, if we conclude that there is material misstatement therein, we are required to communicate the matter to those charged with governance and take necessary actions, as applicable under the relevant laws and regulations.

Responsibilities of Management and Those Charged with Governance for the Standalone Ind AS Financial Statements

The Company's Board of Directors is responsible for the matters stated in section 134(5) of the Act with respect to the preparation of these standalone Ind AS financial statements that give a true and fair view of the financial position, financial performance, changes in equity and cash flows of the Company in accordance with the accounting principles generally accepted in India, including the Ind AS specified under section 133 of the Act read with the Companies (Indian Accounting Standard) Rules, 2015 as amended from time to time.

This responsibility also includes maintenance of adequate accounting records in accordance with the provisions of the Act for safeguarding of the assets of the Company and for preventing and detecting frauds and other irregularities; selection and application of appropriate accounting policies; making judgments and estimates that are reasonable and prudent; and

design, implementation and maintenance of adequate internal financial controls, that were operating effectively for ensuring the accuracy and completeness of the accounting records, relevant to the preparation and presentation of the standalone Ind AS financial statements that give a true and fair view and are free from material misstatement, whether due to fraud or error.

In preparing the standalone Ind AS financial statements, management is responsible for assessing the Company's ability to continue as a going concern, disclosing, as applicable, matters related to going concern and using the going concern basis of accounting unless management either intends to liquidate the Company or to cease operations, or has no realistic alternative but to do so.

Those Board of Directors are also responsible for overseeing the Company's financial reporting process.

Auditor's Responsibilities for the Audit of the Standalone Ind AS Financial Statements

Our objectives are to obtain reasonable assurance about whether the standalone Ind AS financial statements as a whole are free from material misstatement, whether due to fraud or error, and to issue an auditor's report that includes our opinion. Reasonable assurance is a high level of assurance, but is not a guarantee that an audit conducted in accordance with SAs will always detect a material misstatement when it exists. Misstatements can arise from fraud or error and are considered material if, individually or in the aggregate, they could reasonably be expected to influence the economic decisions of users taken on the basis of these standalone Ind AS financial statements.

As a part of an audit in accordance with SAs, we exercise professional judgement and maintain professional scepticism throughout the audit. We also:

- Identify and assess the risks of material misstatement of the standalone Ind AS financial statements, whether due to fraud or error, design and perform audit procedures responsive to those risks, and obtain audit evidence that is sufficient and appropriate to provide a basis for our opinion. The risk of not detecting a material misstatement resulting from fraud is higher than for one resulting from error, as fraud may involve collusion, forgery, intentional omissions, misrepresentations, or the override of internal control.
- Obtain an understanding of internal control relevant to the audit in order to design audit procedures that are appropriate in the circumstances. Under section 143(3) (i) of the Act, we are also responsible for expressing our opinion on whether the company has adequate internal financial controls system in place and the operating effectiveness of such controls.

(₹ in lakhs except as otherwise stated)

- Evaluate the appropriateness of accounting policies used and the reasonableness of accounting estimates and related disclosures made by management.
- Conclude on the appropriateness of management's use of the going concern basis of accounting and, based on the audit evidence obtained, whether a material uncertainty exists related to events or conditions that may cast significant doubt on the Company's ability to continue as a going concern. If we conclude that a material uncertainty exists, we are required to draw attention in our auditor's report to the related disclosures in the standalone Ind AS financial statements or, if such disclosures are inadequate, to modify our opinion. Our conclusions are based on the audit evidence obtained up to the date of our auditor's report. However, future events or conditions may cause the Company to cease to continue as a going concern.

- Evaluate the overall presentation, structure and content of the standalone Ind AS financial statements, including the disclosures, and whether the standalone Ind AS financial statements represent the underlying transactions and events in a manner that achieves fair presentation.

Materiality is the magnitude of misstatements in the standalone Ind AS financial statements that, individually or in aggregate, makes it probable that the economic decisions of a reasonably knowledgeable user of the standalone Ind AS financial statements may be influenced. We consider quantitative materiality and qualitative factors in (i) planning the scope of our audit work and in evaluating the results of our work; and (ii) to evaluate the effect of any identified misstatements in the standalone Ind AS financial statements.

We communicate with those charged with governance regarding, among other matters, the planned scope and timing of the audit and significant audit findings, including any significant deficiencies in internal control that we identify during our audit.

We also provide those charged with governance with a statement that we have complied with relevant ethical requirements regarding independence, and to communicate with them all relationships and other matters that may reasonably be thought to bear on our independence, and where applicable, related safeguards.

From the matters communicated with those charged with governance, we determine those matters that were of most significance in the audit of the standalone Ind AS financial statements of the current period and are therefore the key audit matters. We describe these matters in our auditor's report unless law or regulation precludes public disclosure

(₹ in lakhs except as otherwise stated)

about the matter or when, in extremely rare circumstances, we determine that a matter should not be communicated in our report because the adverse consequences of doing so would reasonably be expected to outweigh the public interest benefits of such communication.

Report on other legal and regulatory requirements

1. As required by the Companies (Auditor's Report) Order, 2020 (the "Order") issued by the Central Government in terms of Section 143(11) of the Act, we give in "Annexure A" a statement on the matters specified in paragraphs 3 and 4 of the Order.
2. As required by Section 143 (3) of the Act, we report that:
 - a) We have sought and obtained all the information and explanations which to the best of our knowledge and belief were necessary for the purposes of our audit.
 - b) In our opinion, proper books of account as required by law have been kept by the Company so far as it appears from our examination of those books.
 - c) The Balance Sheet, the Statement of Profit and Loss including Other Comprehensive Income, the Statement of Changes in Equity and the Cash Flow Statement dealt with by this Report are in agreement with the books of account.
 - d) In our opinion, the aforesaid standalone Ind AS financial statements comply with the Indian Accounting Standards specified under Section 133 of the Act.
 - e) On the basis of the written representations received from the directors as on March 31, 2024 taken on record by the Board of Directors, none of the directors is disqualified as on March 31, 2024 from being appointed as a director in terms of Section 164 (2) of the Act.
 - f) With respect to the adequacy of the internal financial controls over financial reporting of the Company and the operating effectiveness of such controls, refer to our separate report in "Annexure B".
 - g) With respect to the other matters to be included in the Auditor's Report in accordance with the requirements of section 197(16) of the Act, as amended, in our opinion and to the best of our information and according to the explanations given to us, the remuneration paid / provided by the Company to its directors for the year ended March 31, 2024 is in accordance with the provisions of section 197 read with Schedule V of the Act; and

- h) With respect to the other matters to be included in the Auditor's Report in accordance with Rule 11 of the Companies (Audit and Auditors) Rules, 2014, as amended from time to time, in our opinion and to the best of our information and according to the explanations given to us:
 - i. The Company has disclosed the impact of pending litigations on its financial position in its standalone Ind AS financial statements – refer note 2.44 and 2.15 to the standalone Ind AS financial statements.
 - ii. The Company did not have any long-term contract including derivative contract for which there are any material foreseeable losses.
 - iii. According to the information and explanations given to us and on the basis of our examination of records of the Company, there are no amounts which were required to be transferred to the Investor Education and Protection Fund by the Company.
 - iv. The Management has represented that, to the best of our knowledge and belief, as disclosed in the note 2.58 to the standalone Ind AS financial statements,
 - no funds have been advanced or loaned or invested (either from borrowed funds or share premium or any other sources or kind of funds) by the Company to or in any other person or entity, including foreign entity ("Intermediaries"), with the understanding, whether recorded in writing or otherwise, that the Intermediary shall, whether, directly or indirectly lend or invest in other persons or entities identified in any manner whatsoever by or on behalf of the Company ("Ultimate Beneficiaries") or provide any guarantee, security or the like on behalf of the Ultimate Beneficiaries;
 - no funds have been received by the Company from any person or entity, including foreign entity ("Funding Parties"), with the understanding, whether recorded in writing or otherwise, that the Company shall, whether, directly or indirectly, lend or invest in other persons or entities identified in any manner whatsoever by or on behalf of

the Funding Party ("Ultimate Beneficiaries") or provide any guarantee, security or the like on behalf of the Ultimate Beneficiaries;

Based on the audit procedures that have been considered reasonable and appropriate in the circumstances, nothing has come to our notice that has caused us to believe that the representations under sub-clause (iv) contain any material misstatement.

- v. As stated in note 2.51(b) of the standalone Ind AS financial statements:
 - The interim dividend paid by the Company during the year for the previous financial year is in accordance with section 123 of the Companies Act 2013 to the extent it applies to payment of dividend.
 - The first interim dividend declared and paid by the Company during the year and until the date of this report is in compliance with Section 123 of the Act.
- vi. Based on our examination which included test checks, the company has used an accounting software for maintaining its books of account for the financial year ended March 31, 2024 which

(₹ in lakhs except as otherwise stated)

has a feature of recording audit trail (edit log) facility and the same has operated throughout the year for all relevant transactions recorded in the software. Further, during the course of our audit we did not come across any instance of audit trail feature being tampered with.

As proviso to Rule 3(1) of the Companies (Accounts) Rules, 2014 is applicable from April 1, 2023, reporting under Rule 11(g) of the Companies (Audit and Auditor) Rules, 2014 on preservation of audit trail as per the statutory requirements for record retention is not applicable for the financial year ended March 31, 2024.

For **Jain & Trivedi**
Chartered Accountants
Firm Registration No: 113496W

For **N. A. Shah Associates LLP**
Chartered Accountants
Firm Registration No: 116560W / W100149

Satish Trivedi
Partner
Membership No.: 38317
UDIN: 24038317BKDLBT2631

Prashant Daftary
Partner
Membership No.: 117080
UDIN: 24117080BKBPAL7286

Place: Mumbai
Dated: May 30, 2024

Place: Mumbai
Dated: May 30, 2024

Annexure A to Independent Auditors' Report of even date on the standalone Ind AS financial statements of Kewal Kiran Clothing Limited

(₹ in lakhs except as otherwise stated)

Referred to in paragraph 1 under the heading 'Report on other legal and regulatory requirements' of our report of even date]

- (i) a) (A) The Company has maintained proper records showing full particulars, including quantitative details and situation of Property, Plant and Equipment (PPE) and relevant details of right to use assets.
- (B) The Company has maintained proper records showing full particulars, including quantitative details and situation of intangible assets.
- b) According to the information and explanations given to us and on the basis of our examination of the records of the Company, the Company has a regular programme of physical verification of its Property, Plant and Equipment by which all property, plant and equipment are verified on a yearly basis. The Company has physically verified all the property, plant and equipments and right to use assets during the year. In our opinion, frequency of physical verification is reasonable having regard to the size of the Company and the nature of its assets. According to information and explanations given to us, no material discrepancies were noticed on such verification.
- c) According to the information and explanations given to us and on the basis of our examination of the records of the Company, the title deeds of immovable properties (other than immovable properties where the Company is the lessee and the lease agreements are duly executed in favour of the lessee) disclosed in the standalone Ind AS financial statements are held in the name of the Company (including erstwhile name) as at balance sheet date.
- d) The Company has not revalued any of its Property, Plant or Equipment (including Right of Use assets) and intangible assets during the year.
- e) According to the information and explanation given to us as at March 31, 2024, no proceedings have been initiated during the year or are pending against the Company as on March 31, 2024 for holding any benami property under the Benami Transactions (Prohibition) Act, 1988 and rules made thereunder.
- (ii) a) The inventory (other than lying with third parties) has been physically verified by the management during the year. In respect of inventory lying with third parties, confirmations were obtained by the Company during the year. In our opinion, the frequency, coverage and procedure of such verification carried out by the management is reasonable and appropriate. As per the information and explanation given to us, discrepancies noticed on physical verification were not material (i.e. less than 10% in the aggregate for each class of inventory) and have been properly dealt with in the books of accounts.
- b) The company has been sanctioned working capital limit in excess of five crores rupees from a bank on the basis of security of its current assets. There are no borrowings from financial institution. Based on our examination of the records of the company, the revised quarterly returns or statements filed by the company with said bank are in agreement with the books of accounts maintained by the Company.
- (iii) According to the information and explanations given to us, during the year the Company has made investments in companies, firms, and other parties. The Company has not provided any guarantee or security or granted any loans or advances in the nature of loans, secured or unsecured, to companies, firms, Limited Liability Partnerships or any other parties during the year.
- a) Based on the information and explanation given to us, during the year, the Company has not provided loans or provided advances in the nature of loans, or stood guarantee, or provided security to any other entity. Hence reporting under clause 3(iii)(a) of the order is not applicable to the Company.
- b) In our opinion, the investments made are not prima facie, prejudicial to the Company's interest. During the year, the Company has not provided any guarantees or given security or loan and advance in nature of loan.
- c) According to the information and explanations given to us and on the basis of our examination of the records of the Company, in respect of loan given to wholly owned subsidiary in the earlier year, the schedule of repayment of principal and payment of interest has not been stipulated. The loan is repayable on demand thus, we are unable to make a specific comment on the regularity of repayment in respect of such loan. As explained to us, the said demand loan granted is fully repaid by the subsidiary company during the year as and when demanded.
- d) As per information and explanations given to us, the said demand loan and interest thereon are repayable on demand and hence question reporting on overdue amount does not arise. As explained to the said loan & interest thereon has been fully repaid upon demand.

(₹ in lakhs except as otherwise stated)

- e) As per the information and explanation given to us, and stated above, the loan granted to wholly owned subsidiary company in the earlier year was in the nature of demand loans which has been repaid upon demand. According to the information and explanations given to us and on the basis of our examination of the records of the Company the loan has not been renewed or extended and no fresh loans were granted to settle the existing loan.
- f) As mentioned in paragraph 3(c) above, the loan granted to wholly owned subsidiary in the earlier year was repayable on demand which was fully repaid during the year. Further as stated above, no other loans or advances in the nature of loans and hence other details required under clause 3(iii)(f) of the order is not applicable.
- (iv) In our opinion and according to the information and explanation given to us, the Company has complied with the provision of section 185 and 186 of the Act in respect of grant of loans, making investments, and providing guarantees and security, as applicable.
- (v) In our opinion and according to the information and explanation given to us, the Company has not accepted any deposits. Therefore, question of reporting compliance with directive issued by the Reserve Bank of India and the provisions of sections 73 to 76 or any other relevant provisions of the Act and rules framed thereunder does not arise. We have been informed that no order relating to Company has been passed by the Company Law Board or National Company Law Tribunal or Reserve Bank of India or any Court or any other Tribunal.
- (vi) The Central Government of India has not specified the maintenance of cost records under sub-section (1) of Section 148 of the Act for any of the products of the Company. Therefore, the requirement of clause 3(vi) of the order is not applicable to the Company.
- (vii) (a) According to the information and explanations given to us and on the basis of our examination of records of the Company, in respect of amounts deducted / accrued in the books of account, the Company has been generally regular in depositing undisputed statutory dues including provident fund, employees' state insurance, income tax, sales tax, duty of customs, duty of excise, goods and services tax, cess and any other statutory dues, as applicable to the Company, during the year with the appropriate authorities. There are no arrears of outstanding statutory dues as at March 31, 2024 for a period of more than six months from the date they became payable.
- (b) According to information and explanations given to us and the records of the Company, there are no statutory dues as mentioned in clause (vii)(a) above, which have not been deposited with authorities on account of any dispute except the following:

The Name of Statute	Nature of dues	Amount	Period to which the amount relates (A.Y)	Forum where dispute is pending	Remarks
The Income Tax Act, 1961	Income Tax and Interest	68.94	2005 - 06	Bombay HC (appeal filed by the department)	Adjusted against refund of AY 2007-08. Subsequent to the year, the appeal dismissed as withdrawn by the department.
		13.48	2012 - 13	Appeal pending before Hon. CIT (Appeals)	
		22.70	2018 - 19	Appeal pending before Hon. CIT (Appeals)	
		35.65	2020 - 21	Appeal pending before Hon. CIT (Appeals)	

(₹ in lakhs except as otherwise stated)

- (viii) According to the information and explanations given to us and on the basis of our examination of records of the Company, there were no transactions relating to previously unrecorded income that have been surrendered or disclosed as income during the year in the tax assessments under the Income Tax Act, 1961.
- (ix) Based on our audit procedures and as per the information and explanations given to us by the management, we are of the opinion that
- (a) The Company has not defaulted in repayment of loans and payment of interest thereon to any lender.
- (b) The Company has not been declared as willful defaulter by any bank or financial institution or other lender.
- (c) The Company has not obtained any term loans during the year and there were no outstanding term loans at the beginning of the year. Therefore, clause 3(ix)(c) of the order is not applicable to the Company.
- (d) The funds raised on short term basis have not been utilized for long-term purposes. Hence reporting under clause 3(ix)(d) of the order is not applicable to the Company.
- (e) During the year, the Company has not availed any funds from any entity or person on account of or to meet the obligation of its subsidiary or joint venture.
- (f) The Company has not raised loans during the year on the pledge of securities held in its subsidiary or joint venture.
- (x) (a) During the year, the Company has not raised money by way of initial public offer or further public offer [including debt instruments]. Hence reporting under clause 3(x)(a) of the order is not applicable to the Company.
- (b) The Company has not made any preferential allotment or private placement of shares or convertible debentures during the year. Hence reporting under clause 3(x)(b) of the order is not applicable to the Company.
- (xi) (a) During the course of our examination of the books of account and records of the Company, carried out in accordance with generally accepted auditing practices in India and according to the information and explanations given to us, we have neither noticed nor have been informed by the management, any incidence of fraud by the Company or on the Company.
- (b) No report under sub-section (12) of section 143 of the Companies Act has been filed in Form ADT-4 as prescribed under rule 13 of Companies (Audit and Auditors) Rules, 2014 with the Central Government, during the year and upto the date of this report.
- (c) As represented to us by the management, no whistle-blower complaints have been received by the Company during the year.
- (xii) The Company is not a Nidhi company. Therefore, clause 3(xii) of the order is not applicable.
- (xiii) According to the information and explanations given to us and based on our examination of the records of the Company, transactions with the related parties are in compliance with sections 177 and 188 of the Act where applicable and details of such transactions have been disclosed in the standalone Ind AS financial statements as required by the applicable Indian accounting standards.
- (xiv) (a) In our opinion and based on our examination, the Company has an internal audit system commensurate with the size and nature of its business.
- (b) We have considered the internal audit reports of the Company issued till date, for the year under audit, in determining the nature, timing and extent of our audit procedures.
- (xv) In our opinion and according to the information and explanations given to us, the Company has not entered into any non-cash transaction with directors or persons connected with directors. Therefore, clause 3(xv) of the order is not applicable.
- (xvi) In our opinion and according to the information and explanations given to us,
- (a) The Company is not required to be registered under Section 45-IA of the Reserve Bank of India Act 1934. Hence, reporting under clause 3(xvi)(a), (b) and (c) of the Order is not applicable.
- (b) According to the information and explanation given to us, there is no core investment company within the Group (as defined in the Core Investment Companies (Reserve Bank) Directions, 2016) and accordingly reporting under clause 3(xvi)(d) of the Order is not applicable.
- (xvii) The Company has not incurred any cash losses in the current financial year and in the immediately preceding financial year. Therefore, clause 3(xvii) of the Order is not applicable to the Company.
- (xviii) There has been no resignation of the statutory auditors during the year. Therefore, the clause 3(xviii) of the Order is not applicable.

(₹ in lakhs except as otherwise stated)

- (xix) On the basis of the financial ratios, ageing and expected dates of realization of financial assets and payment of financial liabilities, other information accompanying the standalone Ind AS financial statements, our knowledge of the Board of Directors and management plans, nothing has come to our attention which causes us to believe that material uncertainty exists as on the date of the audit report and the company is capable of meeting its liabilities existing at the date of balance sheet as and when they fall due within a period of one year from the balance sheet date. We, however, state that this is not an assurance as to the future viability of the Company. We further state that our reporting is based on the facts up to the date of the audit report and we neither give any guarantee nor any assurance that all liabilities falling due within a period of one year from the balance sheet date, will get discharged by the Company as and when they fall due.
- (xx) During the year there are no unspent amounts towards Corporate Social Responsibility (CSR). Accordingly, reporting under clause 3(xx)(a) and (b) of the Order is not applicable to the Company for the year.
- (xxi) The reporting under clause 3(xxii) of the Order is not applicable in respect of audit of Standalone Ind AS financial statements. Accordingly, no comment in respect of the said clause has been included in this report.

For **Jain & Trivedi**

Chartered Accountants

Firm Registration No: 113496W

Satish Trivedi

Partner

Membership No.: 38317

UDIN: 24038317BKDLBT2631

Place: Mumbai

Dated: May 30, 2024

For **N. A. Shah Associates LLP**

Chartered Accountants

Firm Registration No: 116560W

/ W100149

Prashant Daftary

Partner

Membership No.: 117080

UDIN: 24117080BKBPAL7286

Place: Mumbai

Dated: May 30, 2024



Annexure B to Independent Auditors' Report of even date on the standalone Ind AS financial statements of Kewal Kiran Clothing Limited

(₹ in lakhs except as otherwise stated)

[Referred to in paragraph 2 (f) under the heading 'Report on other legal and regulatory requirements' of our report of even date]

Report on the Internal Financial Controls under Clause (i) of Sub-section 3 of Section 143 of the Companies Act, 2013

Opinion

We have audited the internal financial controls over financial reporting of **Kewal Kiran Clothing Limited** ("the Company") as of March 31, 2024 in conjunction with our audit of the standalone Ind AS financial statement of the Company for the year ended on that date.

In our opinion, the Company has, in all material respects, an adequate internal financial controls system over financial reporting and such internal financial controls over financial reporting were operating effectively as at March 31, 2024, based on the internal control over financial reporting criteria established by the Company considering the essential components of internal control stated in the Guidance Note on Audit of Internal Financial Controls Over Financial Reporting ('the Guidance Note') issued by the Institute of Chartered Accountants of India ('ICAI').

Responsibilities of Management and Those Charged with Governance for Internal Financial Controls over Financial Reporting

The Company's management is responsible for establishing and maintaining internal financial controls based on the internal control over financial reporting criteria established by the Company considering the essential components of internal control stated in the Guidance Note issued by the 'ICAI'. These responsibilities include the design, implementation and maintenance of adequate internal financial controls that were operating effectively for ensuring the orderly and efficient conduct of its business, including adherence to Company's policies, the safeguarding of its assets, the prevention and detection of frauds and errors, the accuracy and completeness of the accounting records, and the timely preparation of reliable financial information, as required under the Act.

Auditors' Responsibility

Our responsibility is to express an opinion on the Company's internal financial controls over financial reporting based on our audit. We conducted our audit in accordance with the Guidance Note and the Standards on Auditing, issued by ICAI and deemed to be prescribed under section 143(10) of the Act, to the extent applicable to an audit of internal financial controls, both applicable to an audit of Internal Financial Controls and, both issued by the ICAI. Those Standards and the Guidance Note require that we comply with ethical requirements and plan and perform the audit to obtain reasonable assurance about whether adequate internal financial controls over financial reporting was established and maintained and if such controls operated effectively in all material respects.

Our audit involves performing procedures to obtain audit evidence about the adequacy of the internal financial controls system over financial reporting and their operating effectiveness. Our audit of internal financial controls over financial reporting included obtaining an understanding of internal financial controls over financial reporting, assessing the risk that a material weakness exists, and testing and evaluating the design and operating effectiveness of internal control based on the assessed risk. The procedures selected depend on the auditor's judgment, including the assessment of the risks of material misstatement of the standalone Ind AS financial statement, whether due to fraud or error.

We believe that the audit evidence we have obtained is sufficient and appropriate to provide a basis for our audit opinion on the standalone Ind AS financial statements.

Meaning of Internal Financial Controls over Financial Reporting

The Company's internal financial control over financial reporting is a process designed to provide reasonable assurance regarding the reliability of financial reporting and the preparation of standalone Ind AS financial statement for external purposes in accordance with generally accepted accounting principles. The Company's internal financial control over financial reporting includes those policies and procedures that (1) pertain to the maintenance of records that, in reasonable detail, accurately

and fairly reflect the transactions and dispositions of the assets of the Company; (2) provide reasonable assurance that transactions are recorded as necessary to permit preparation of standalone Ind AS financial statement in accordance with generally accepted accounting principles, and that receipts and expenditures of the Company are being made only in accordance with authorizations of management and directors of the Company; and (3) provide reasonable assurance regarding prevention or timely detection of unauthorized acquisition, use, or disposition of the Company's assets that could have a material effect on the standalone Ind AS financial statements.

Inherent Limitations of Internal Financial Controls Over Financial Reporting

Because of the inherent limitations of internal financial controls over financial reporting, including the possibility of collusion or improper management override of controls, material misstatements due to error or fraud may occur and not be detected. Also, projections of any evaluation of the internal

financial controls over financial reporting to future periods are subject to the risk that the internal financial control over financial reporting may become inadequate because of changes in conditions, or that the degree of compliance with the policies or procedures may deteriorate.

For **Jain & Trivedi**
Chartered Accountants
Firm Registration No: 113496W

For **N. A. Shah Associates LLP**
Chartered Accountants
Firm Registration No: 116560W / W100149

Satish Trivedi
Partner
Membership No.: 38317
UDIN: 24038317BKDLBT2631

Prashant Daftary
Partner
Membership No.: 117080
UDIN: 24117080BKBPAL7286

Place: Mumbai
Dated: May 30, 2024

Place: Mumbai
Dated: May 30, 2024

Standalone Balance Sheet

as at March 31, 2024 | CIN: L18101MH1992PLC065136

(₹ in lakhs except as otherwise stated)

Particulars	Note	As at March 31, 2024	As at March 31, 2023
ASSETS			
1) Non-Current Assets			
a) Property, Plant and Equipment	2.1.a	8,920.22	8,389.91
b) Right of Use Asset	2.1.b	1,896.90	1,602.64
c) Capital Work in Progress	2.1.c	-	126.90
d) Investment Property	2.1.d	123.24	126.16
e) Other Intangible Assets	2.1.e	19.93	24.58
f) Financial Assets			
i) Investment in Subsidiary and Joint Venture	2.2	1,145.50	845.50
ii) Investments others	2.3	1,801.74	2,247.54
iii) Loans	2.4	8.54	294.40
iv) Other Financial Assets	2.5	1,185.36	2,013.13
g) Deferred Tax Assets (Net)	2.6	-	28.00
h) Non-Current Tax Asset (Net)	2.7	191.40	9.79
i) Other Non-Current Assets	2.8	123.72	253.97
		15,416.55	15,962.52
2) Current Assets			
a) Inventories	2.9	8,200.56	16,558.81
b) Financial Assets			
i) Investments	2.10	15,585.29	12,692.95
ii) Trade Receivables	2.11	20,278.36	16,992.11
iii) Cash & Cash Equivalents	2.12	21,642.21	17,029.39
iv) Bank balances other than iii above	2.13	261.19	10.06
v) Loans	2.14	6.17	5.35
vi) Other Financial Assets	2.15	272.92	129.52
c) Other Current Assets	2.16	2,143.97	2,336.89
		68,390.67	65,755.08
		83,807.22	81,717.60
TOTAL ASSETS			
EQUITY & LIABILITIES			
Equity			
a) Equity Share Capital	2.17	6,162.52	6,162.52
b) Other Equity	2.18	61,497.20	48,579.36
		67,659.72	54,741.88
Liabilities			
1) Non-Current Liabilities			
a) Financial Liabilities			
i) Lease Liabilities	2.19	1,424.34	1,286.52
b) Provisions	2.20	6.50	6.50
c) Deferred Tax Liability (Net)	2.6	432.00	-
		1,862.84	1,293.02
2) Current Liabilities			
a) Financial Liabilities			
i) Borrowings	2.21	247.81	5,082.13
ii) Lease Liabilities	2.22	298.29	229.64
iii) Trade Payables	2.23		
- total outstanding dues to micro and small enterprises		43.14	32.73
- total outstanding dues to creditors other than micro and small enterprises		4,317.30	4,776.06
iv) Other financial liabilities	2.24	1,921.69	1,890.88
b) Other Current Liabilities	2.25	3,495.82	4,120.81
c) Provisions	2.26	3,777.63	9,464.99
d) Current Tax Liabilities (Net)	2.27	182.98	85.46
		14,284.66	25,682.70
		83,807.22	81,717.60
TOTAL EQUITY AND LIABILITIES			
Material accounting policies and notes on accounts			
	1 & 2		

The notes referred to above form integral part of Financial Statements

As per our audit report of even date

For and on behalf of
Jain & Trivedi
Chartered Accountants
Registration No.: 113496W

N.A. Shah Associates LLP
Chartered Accountants
Registration No.: 116560W / W100149

Satish Trivedi
Partner
Membership No.: 38317

Prashant Daftary
Partner
Membership No.: 117080

Nimesh Anandpara
Dy. Chief Financial Officer

Place: Mumbai
Date: May 30, 2024

For and on behalf of the Board of Directors
of **Kewal Kiran Clothing Ltd**

Kewalchand P Jain
Chairman & Managing Director
DIN No: 00029730

Bharat Adnani
Chief Financial Officer
Place: Mumbai
Date: May 30, 2024

Hemant P Jain
Jt. Managing Director
DIN No: 00029822

Abhijit Warange
Company Secretary

KEWAL KIRAN CLOTHING LIMITED

Standalone Statement of Profit and Loss

for the year ended March 31, 2024 | CIN: L18101MH1992PLC065136

(₹ in lakhs except as otherwise stated)

Particulars	Note	For the Year Ended March 31, 2024	For the Year Ended March 31, 2023
INCOME			
Revenue from Operations	2.28	86,049.86	77,945.34
Other Income	2.29	3,697.00	2,024.56
		89,746.86	79,969.90
EXPENDITURE			
Cost of Material Consumed	2.30	29,664.69	40,227.30
Purchases of Stock in Trade: Lifestyle Accessories/ Products		3,688.51	2,809.09
Changes in inventories of Finished goods, Stock in trade & Work in progress	2.31	9,305.23	(5,808.97)
Employee Benefit Expenses	2.32	10,530.71	9,786.28
Finance Cost	2.33	435.94	638.53
Depreciation and Amortization Expenses	2.1	1,010.99	873.04
Manufacturing and Operating Expenses	2.34	6,056.45	7,659.34
Administrative and Other Expenses	2.35	4,710.13	3,632.84
Selling and Distribution Expenses	2.36	4,376.25	4,445.04
		69,778.90	64,262.49
		19,967.96	15,707.41
Net Profit Before Tax			
Tax Expense			
Current Tax		4,170.00	3,771.31
Deferred Tax		498.42	8.00
(Excess)/Short Provision for Taxes of Earlier Years		(152.70)	-
		15,452.24	11,928.10
Net Profit for the Year			
Other Comprehensive Income (OCI)			
Items that will not be reclassified to Profit and Loss			
Effect [gain / (loss)] of measuring equity instruments at fair value through OCI		82.21	(111.10)
Remeasurement gain / (loss) on net defined benefit liability		(190.03)	34.51
Income tax relating to items that will not be reclassified to profit and loss		38.42	0.98
		(69.40)	(75.61)
Total Other Comprehensive income			
Total Comprehensive Income for the year (Comprising Profit and Other comprehensive Income for the year)			
		15,382.84	11,852.49
Earnings per Share - Basic and Diluted (Face Value of ₹ 10 each fully paid up)		25.07	19.36
Weighted Average Number of Shares used in computing Earnings per Share -Basic and Diluted		6,16,25,185	6,16,25,185
Material accounting policies and notes on accounts	1&2		

The notes referred to above form integral part of Statement of Profit and Loss

As per our audit report of even date

For and on behalf of
Jain & Trivedi
Chartered Accountants
Registration No.: 113496W

N.A. Shah Associates LLP
Chartered Accountants
Registration No.: 116560W / W100149

Satish Trivedi
Partner
Membership No.: 38317

Prashant Daftary
Partner
Membership No.: 117080

Nimesh Anandpara
Dy. Chief Financial Officer

Place: Mumbai
Date: May 30, 2024

For and on behalf of the Board of Directors
of **Kewal Kiran Clothing Ltd**

Kewalchand P Jain
Chairman & Managing Director
DIN No: 00029730

Bharat Adnani
Chief Financial Officer
Place: Mumbai
Date: May 30, 2024

Hemant P Jain
Jt. Managing Director
DIN No: 00029822

Abhijit Warange
Company Secretary

ANNUAL REPORT 2023-24

Standalone Cash Flow Statement

for the year ended March 31, 2024 | CIN: L18101MH1992PLC065136

(₹ in lakhs except as otherwise stated)

Particulars	For the Year Ended March 31, 2024	For the Year Ended March 31, 2023
A. CASH FLOW FROM OPERATING ACTIVITIES		
Net Profit Before Tax as per Statement of Profit and Loss	19,967.96	15,707.41
Adjustments for:		
Depreciation/ Amortization on plant property and equipment and intangible asset	1,008.07	870.11
(Gain)/Loss on Sale / discard of Property plant & equipment (Tangible Assets) (Net)	(0.17)	(19.07)
Depreciation on Investment Property	2.92	2.93
Net Gain arising on Financials asset measured at Fair value through profit or loss (FVTPL)	(3,112.32)	(949.86)
(Gain)/Loss on Sale of Investments (Net)	(86.91)	(666.18)
Sundry Balance (written back)/written off (Net)	0.01	(1.02)
Bad Debts	1,251.97	-
Finance costs	431.83	633.70
Dividend Income	(16.11)	(25.27)
Allowance for expected credit loss, Advances and Deposits (Net)	(540.00)	341.74
Provision/ (Reversal of Provision) of Exchange Rate Fluctuation (Net)	(0.49)	0.01
Interest Income	(349.74)	(222.62)
	(1,410.94)	(35.53)
	18,557.02	15,671.88
Changes in Current & Non-current Assets and Liabilities		
(Increase)/Decrease in Trade Receivable and Other Assets	(3,312.28)	370.41
(Increase)/Decrease in Inventories	8,358.25	(7,035.37)
Increase/(Decrease) in Trade Payables, Liabilities and Provisions	(6,057.13)	1,998.49
	(1,011.16)	(4,666.47)
Net Cash generated/(used in) Operating Activities	17,545.86	11,005.41
Less: Income Tax paid (Net of Refund)	(3,954.71)	(3,496.04)
Net Cash generated/(used in) Operating Activities	13,591.15	7,509.37
B. CASH FLOW FROM INVESTING ACTIVITIES		
Purchase of Property Plant & Equipment (including Capital Advances)	(956.32)	(1,621.40)
Sale of Property Plant & Equipment	20.92	28.86
Purchase of Investments (current and non- current)	(1,251.13)	(5,350.13)
Investment in Subsidiary	(300.00)	
Redemption of Investments [(OCI, current and non-current)	970.32	5,658.83
(net of taxes of ₹ 26.75 lakhs (P.Y : ₹ 89.70 lakhs))		
Bank Deposit offered as Security	(292.29)	-

Standalone Cash Flow Statement

for the year ended March 31, 2024 | CIN: L18101MH1992PLC065136

(₹ in lakhs except as otherwise stated)

Particulars	For the Year Ended March 31, 2024	For the Year Ended March 31, 2023
Maturity of Bank Deposit offered as Security	275.29	47.46
Dividend Income	16.11	25.27
Less : Income Tax Paid	(4.05)	(6.36)
Interest received	307.79	279.33
Less : Income Tax Paid	(77.46)	(70.30)
Net Cash generated / (used in) Investing Activities	(1,290.82)	(1,008.44)
C. CASH FLOW FROM FINANCING ACTIVITIES		
Proceeds from Working Capital Demand Loans	-	14,500.00
Repayment of Working Capital Demand Loans	(3,500.00)	(14,000.00)
Loan to subsidiary	-	(276.62)
Repayment of Loan by Subsidiary	286.12	-
Interest and Finance Charges	(287.23)	(541.17)
Payment of Lease liability [including interest of ₹ 144.60 lakhs, (P.Y. ₹ 75.95 lakhs)]	(390.17)	(271.34)
Payment of Dividend	(2,461.93)	(4,928.68)
Net Cash generated/(used in) Financing Activities	(6,353.21)	(5,517.81)
Net Increase/ (Decrease) in Cash & Cash Equivalents	5,947.12	983.12
CASH AND CASH EQUIVALENTS - OPENING	15,447.27	14,464.13
	21,394.39	15,447.25
Effect of Exchange(Gain)/Loss on Cash and Cash Equivalents	0.01	0.01
CASH AND CASH EQUIVALENTS - CLOSING	21,394.40	15,447.26
Note:		
i. Components of Cash and Cash Equivalent		
Cash and Cash Equivalent as on date	21,642.21	17,029.39
Less: Bank Overdraft / Cash Credit	(247.81)	(1,582.13)
Total Cash and Cash Equivalent	21,394.40	15,447.26
Material accounting policies and notes on accounts	1&2	

The notes referred to above form integral part of cash flow statement

- The Aggregate Income Tax paid during the period is ₹ 4,062.97 lakhs (P.Y. ₹ 3,694.48 lakhs).
- Refer note 2.61 for disclosures relating to Ind AS 7.

As per our audit report of even date

For and on behalf of
Jain & Trivedi
Chartered Accountants
Registration No.: 113496W

N.A. Shah Associates LLP
Chartered Accountants
Registration No.: 116560W / W100149

Satish Trivedi
Partner
Membership No.: 38317

Prashant Daftary
Partner
Membership No.: 117080

Place: Mumbai
Date: May 30, 2024

Nimesh Anandpara
Dy. Chief Financial Officer

For and on behalf of the Board of Directors
of Kewal Kiran Clothing Ltd

Kewalchand P Jain
Chairman & Managing Director
DIN No: 00029730

Bharat Adnani
Chief Financial Officer
Place: Mumbai
Date: May 30, 2024

Hemant P Jain
Jt. Managing Director
DIN No: 00029822

Abhijit Warange
Company Secretary

Statement of Standalone Change in Equity

for the year ended March 31, 2024 | CIN: L18101MH1992PLC065136

(₹ in lakhs except as otherwise stated)

A) EQUITY SHARE CAPITAL	As at March 31, 2024	As at March 31, 2023
Balance at the beginning of the year	6,162.52	6,162.52
Changes in Equity Share capital during the year	-	-
Balance at the end of the year	6,162.52	6,162.52

B) OTHER EQUITY	General Reserve	Retained Earning	Securities premium	Business Progressive fund	Cost Contingency Fund	Equity Instruments through OCI	Total
Balance as at March 31, 2023 (I)	5,375.63	35,539.54	3,496.75	4,000.00	-	167.44	48,579.36
Profit for the period	-	15,452.24	-	-	-	-	15,452.24
Items of OCI for the year, net of tax							
Remeasurement of net defined benefit liability (net of tax of ₹ 47.82 lakhs)	-	(142.20)	-	-	-	-	(142.20)
Amount transferred from retained earning to cost contingency fund	-	(3,000.00)	-	-	3,000.00	-	-
Effect of measuring equity instruments at fair value through OCI (net of tax of ₹ (9.40) lakhs)	-	-	-	-	-	72.81	72.81
Derecognition of equity instruments measuring at fair value through OCI	-	124.03	-	-	-	(124.03)	-
Total Comprehensive income for the year (2023-24) (II)	-	12,434.07	-	-	3,000.00	(51.22)	15,382.85
Reduction during the year							
Dividends	-	(2,465.01)	-	-	-	-	(2,465.01)
Total (III)	-	(2,465.01)	-	-	-	-	(2,465.01)
Balance as at March 31, 2024 (IV) = I+II+III	5,375.63	45,508.60	3,496.75	4,000.00	3,000.00	116.22	61,497.20

As per our audit report of even date

For and on behalf of

Jain & Trivedi
Chartered Accountants
Registration No.: 113496W

N.A. Shah Associates LLP
Chartered Accountants
Registration No.: 116560W / W100149

For and on behalf of the Board of Directors
of Kewal Kiran Clothing Ltd

Satish Trivedi
Partner
Membership No.: 38317

Prashant Daftary
Partner
Membership No.: 117080

Kewalchand P Jain
Chairman & Managing Director
DIN No: 00029730

Hemant P Jain
Jt. Managing Director
DIN No: 00029822

Place: Mumbai
Date: May 30, 2024

Nimesh Anandpara
Dy. Chief Financial Officer

Bharat Adnani
Chief Financial Officer
Place: Mumbai
Date: May 30, 2024

Abhijit Warange
Company Secretary

Statement of Standalone Change in Equity

for the year ended March 31, 2024 | CIN: L18101MH1992PLC065136

(₹ in lakhs except as otherwise stated)

A) EQUITY SHARE CAPITAL	As at March 31, 2023	As at March 31, 2022
Balance at the beginning of the reporting year	6,162.52	1,232.50
Changes in Equity Share capital during the year (issue of bonus shares) (refer note 2.17.5(ii))	-	4,930.02
Balance at the end of the reporting year	6,162.52	6,162.52

B) OTHER EQUITY	General Reserve	Retained Earning	Securities premium	Business Progressive fund	Equity Instruments through OCI	Total
Balance as at March 31, 2022 (I)	5,375.63	28,515.64	3,496.75	4,000.00	268.87	41,656.89
Profit for the year	-	11,928.10	-	-	-	11,928.10
Items of OCI for the year, net of tax						
Remeasurement of net defined benefit liability (net of tax ₹ (8.69) lakhs)	-	25.82	-	-	-	25.82
Effect of measuring equity instruments at fair value through OCI (net of tax ₹ 9.67 lakhs)	-	-	-	-	(101.43)	(101.43)
Total Comprehensive income for the year (2022-23) (II)	-	11,953.92	-	-	(101.43)	11,852.49
Reduction during the year						
Dividends	-	(4,930.02)	-	-	-	(4,930.02)
Total (III)	-	(4,930.02)	-	-	-	(4,930.02)
Balance as at March 31, 2023 (IV) = I+II+III	5,375.63	35,539.54	3,496.75	4,000.00	167.44	48,579.36

Standalone Notes

on accounts for the year ended March 31, 2024 | CIN: L18101MH1992PLC065136

(₹ in lakhs except as otherwise stated)

1. Company Overview and Material Accounting Policies:

A. Corporate Information:

Kewal Kiran Clothing Limited ("the Company") is a Public Limited Company incorporated in India having its registered office at Kewal Kiran Estate, 460/7, I.B. Patel Road, Near Western Express Highway, Goregoan (East), Mumbai, Maharashtra. Its equity shares are listed on the National Stock Exchange (NSE) and Bombay Stock Exchange (BSE) in India.

The Company is engaged into manufacturing, marketing and retailing of branded readymade garments and finished accessories.

The financial statements of the Company for the year ended March 31, 2024 were approved and adopted by board of directors of the Company in their meeting dated May 30, 2024.

B. Statement of Compliance and Basis of Preparation:

(i) Compliance with Ind AS:

The financial statements are prepared in accordance with Indian Accounting Standards ("Ind AS") as notified under the Companies (Indian Accounting Standards) Rules, 2015 and relevant amendment rules issued thereafter, read with Section 133 of the Companies Act, 2013 ("the Act") and presentation requirements of Division II of Schedule III of the Act and the relevant provisions of the Companies Act, 2013 ("the Act") and guidelines issued by the Securities and Exchange Board of India ("SEBI"), as applicable.

Accounting policies have been consistently applied except where a newly issued accounting standard is initially adopted or a revision to an existing accounting standard requires a change in the accounting policy hitherto in use.

(ii) Basis of Preparation and presentation:

Basis of Preparation:

The financial statements have been prepared on a historical cost basis, except the following assets and liabilities which have been measured at fair value:

- Certain financial assets and liabilities (refer accounting policy regarding financial instruments).
- Employee's Defined Benefit Plan as per actuarial valuation.

Fair value is the price that would be received to sell an asset or paid to transfer a liability in an orderly transaction between market participants at the measurement date under current market conditions, regardless of whether that price is directly observable or estimated using another valuation technique. In determining the fair value of an asset or a liability, the Company takes into account the characteristics of the asset or liability if market participants would take those characteristics into account when pricing the asset or liability at the measurement date.

Functional and Presentation Currency:

Items included in the financial statements of the Company are measured using the currency of the primary economic environment in which the entity operates ('the functional currency'). The financial statements are presented in Indian Rupees and all values are rounded to the nearest Lakh (INR 00,000), except otherwise indicated.

C. Summary of Material Accounting Policies:

1.1 Classification of Assets and Liabilities into Current/Non-Current:

The operating cycle is the time between the acquisition of assets for processing and their realisation in cash and cash equivalents.

The Company has ascertained its operating cycle as twelve months for the purpose of Current/ Non-Current classification of its Assets and Liabilities.

For the purpose of Balance Sheet,

An asset is classified as current if:

- It is expected to be realised, or is intended to be sold or consumed, in the normal operating cycle; or
- It is held primarily for the purpose of trading; or
- It is expected to realise the asset within twelve months after the reporting period; or
- The asset is a cash or cash equivalent unless it is restricted from being exchanged or used to settle a liability for at least twelve months after the reporting period.

All other assets are classified as non-current.

A liability is classified as current if:

- It is expected to be settled in the normal operating cycle; or
- It is held primarily for the purpose of trading; or

Standalone Notes

on accounts for the year ended March 31, 2024 | CIN: L18101MH1992PLC065136

(₹ in lakhs except as otherwise stated)

- It is due to be settled within twelve months after the reporting period; or
- The Company does not have an unconditional right to defer the settlement of the liability for at least twelve months after the reporting period. Terms of a liability that could result in its settlement by the issue of equity instruments at the option of the counterparty does not affect this classification.

All other liabilities are classified as non-current.

Deferred tax assets and liabilities are classified as non-current assets and liabilities as the case may be.

1.2 Property, Plant and Equipment (PPE):

Freehold land is carried at historical cost. Historical cost includes expenditure that is directly attributable to the acquisition of the items. The initial cost of PPE comprises its purchase price, including import duties and non-refundable purchase taxes and any directly attributable costs of bringing an asset to working condition and location for its intended use, including relevant borrowing costs and any expected costs of decommissioning. Following initial recognition, items of PPE are carried at its cost less accumulated depreciation and accumulated impairment losses, if any. Gross carrying amount of all PPE are measured using cost model. PPE are eliminated from financial statement either on disposal or when retired from active use. Capital work-in-progress comprises of cost incurred on property, plant and equipment under construction / acquisition that are not yet ready for their intended use at the Balance Sheet Date.

Subsequent expenditure is capitalized to the asset's carrying amount only when it is probable that future economic benefits associated with these, will flow to the Company and the cost of the item can be measured reliably. All other repairs and maintenance costs are recognised in the Statement of Profit and Loss when incurred.

If significant parts of an item of PPE have different useful lives, then they are accounted for as separate items (major components) of PPE. Material items such as spare parts, stand-by equipment and service equipment are classified as PPE when they meet the definition of PPE as specified in Ind AS 16 – Property, Plant and Equipment.

Property, plant and equipment are eliminated from financial statement either on disposal or when retired from active use. Assets held for disposal are stated at net realizable value. Losses arising in case of retirement of property, plant and equipment and gains or losses arising from disposal of property, plant and equipment are recognized in the statement of profit and loss in the year of occurrence.

1.3 Expenditure during construction period:

Expenditure / Income during construction period (including financing cost related to borrowed funds for construction or acquisition of qualifying PPE) is included under Capital Work-in-Progress and the same is allocated to the respective PPE on the completion of their construction.

Advances given towards acquisition or construction of PPE outstanding at each reporting date are disclosed as Capital Advances under "Other non-current Assets".

1.4 Depreciation:

- Depreciation on the property, plant and equipment (other than freehold land and capital work in progress) is provided on a straight-line method (SLM) over their useful lives which is in consonance of useful life mentioned in Schedule II to the Act except certain class of assets specified in table (i) below, based on internal assessment estimated by the management of the Company, where the useful life is lower than as mentioned in said Schedule II.

Assets where useful life is lower than useful life mentioned in Schedule II:

Assets	Estimated useful life depreciated on SLM basis
Furniture & fittings at retail stores	5 years
Second hand factory / office building (RCC frame structure)	30 years
Second hand factory / office building (other than RCC frame structure)	5 years
Individual assets whose cost does not exceed ₹ 5,000	Fully depreciated in the year of purchase

- The range of useful lives of the property, plant and equipment not covered in table above and are in accordance with Schedule II are as follows:

Particulars	Useful life
Factory buildings	30 years
Other buildings (RCC structure)	60 years
Other Plant and Machinery	15 years
Computers	3 years
Furniture & fittings (other than retail)	10 years
Motor vehicles	8 years
Windmill	22 years
Office Equipments	5 years

Standalone Notes

on accounts for the year ended March 31, 2024 | CIN: L18101MH1992PLC065136

(₹ in lakhs except as otherwise stated)

- c) In case of assets purchased, sold or discarded during the year, depreciation on such assets is calculated on pro-rata basis from the date of such addition or as the case may be, up to the date on which such asset has been sold or discarded.
- d) Depreciation methods, useful lives and residual values are reviewed at each financial year end and adjusted prospectively.
- e) Leasehold lands are amortized over the period of lease or useful life whichever is lower. Buildings constructed on leasehold land are depreciated over its useful life which matches with the useful life mentioned in Schedule II. In cases where building is having useful life greater than the period of lease (where the Company does not have right of renewal), the same is amortized over the lease period of land.

1.5 Investment properties & Depreciation on investment properties:

- a) Property that is held for long-term rental yields or for capital appreciation or both and that is not occupied by the Company for its own business, is classified as investment property. Investment properties are measured at its cost, including related transaction costs and where applicable borrowing costs less depreciation and impairment if any.
- b) Investment properties are measured initially at cost, including transaction costs. Cost of investment properties includes non-refundable taxes and duties, borrowing cost directly attributable to the qualifying asset and any directly attributable costs of bringing the asset to its working condition and location and present value of any obligatory decommissioning cost for its intended use.

Subsequent expenditure is capitalized to the asset's carrying amount only when it is probable that future economic benefits associated with these, will flow to the Company and the cost of the item can be measured reliably. All other repairs and maintenance costs are recognised in the Statement of Profit and Loss when incurred.

- c) Depreciation on building held as Investment Properties is provided over its useful life (of 60 years) using the straight-line method.

In the case of investment property purchased, sold or discarded during the year, depreciation on such investment property is calculated on pro-rata basis from the date of such addition or as the case may be, upto the date on which such investment property has been sold or discarded.

The residual values, useful lives and methods of depreciation of investment properties are reviewed at each balance sheet date to reflect the expected pattern of consumption of the future benefits embodied in the investment properties and in case of any changes, effect of the same is given prospectively.

1.6 Intangible Assets and Amortisation:

- a) Intangible assets are recognized only if it is probable that the future economic benefits attributable to asset will flow to the Company and the cost of asset can be measured reliably. Intangible assets are stated at cost of acquisition/development less accumulated amortization and accumulated impairment loss if any.
- b) Cost of an intangible asset includes purchase price including non - refundable taxes and duties, borrowing cost directly attributable to the qualifying asset and any directly attributable expenditure on making the asset ready for its intended use.
- c) Intangible assets under development comprises of cost incurred on intangible assets under development that are not yet ready for their intended use as at the Balance Sheet date.
- d) Class of intangible assets and their estimated useful lives are as under:

Assets	Estimated useful life amortized on SLM basis
Computer software	3 years

- e) Amortisation methods and useful lives are reviewed at each financial year end and adjusted prospectively.
- f) In case of assets purchased during the year, amortization on such assets is calculated on pro-rata basis from the date of such addition.

1.7 Non-current assets (or disposal Company) classified as held for disposal:

Assets are classified as held for disposal and stated at the lower of carrying amount and fair value less costs to sell.

To classify any Asset as "Asset held for disposal" the asset must be available for immediate sale and its sale must be highly probable. Such assets are presented separately in the Balance Sheet, in the line "Assets held for disposal". Once classified as held for disposal, intangible assets and PPE are no longer amortised or depreciated, but carried at lower of cost or NRV.

Standalone Notes

on accounts for the year ended March 31, 2024 | CIN: L18101MH1992PLC065136

(₹ in lakhs except as otherwise stated)

1.8 Impairment of Non-Financial Assets:

At the end of each reporting period, the Company reviews the carrying amounts of non-financial assets to determine whether there is any indication that those assets have suffered an impairment loss. If any such indication exists, the recoverable amount of the asset is estimated in order to determine the extent of the impairment loss (if any). When it is not possible to estimate the recoverable amount of an individual asset, the Company estimates the recoverable amount of the cash-generating unit to which the asset belongs. When a reasonable and consistent basis of allocation can be identified, corporate assets are also allocated to individual cash-generating units, or otherwise they are allocated to the smallest group of cash-generating units for which a reasonable and consistent allocation basis can be identified.

Intangible assets with indefinite useful lives and intangible assets not yet available for use are tested for impairment at least annually and whenever there is an indication that the asset may be impaired.

Recoverable amount is the higher of fair value less costs of disposal and value in use. In assessing value in use, the estimated future cash flows are discounted to their present value using a pre-tax discount rate that reflects current market assessments of the time value of money and the risks specific to the asset for which the estimates of future cash flows have not been adjusted.

If the recoverable amount of an asset (or cash-generating unit) is estimated to be less than its carrying amount, the carrying amount of the asset (or cash-generating unit) is reduced to its recoverable amount. An impairment loss is recognised immediately in Statement of Profit and Loss, unless the relevant asset is carried at a revalued amount, in which case the impairment loss is treated as a revaluation decrease.

When an impairment loss subsequently reverses, the carrying amount of the asset (or a cash-generating unit) is increased to the revised estimate of its recoverable amount, but so that the increased carrying amount does not exceed the carrying amount that would have been determined had no impairment loss been recognised for the asset (or cash-generating unit) in prior years. A reversal of an impairment loss is recognised immediately in the Statement of Profit and Loss, unless the relevant asset is carried at a revalued amount, in which case the reversal of the impairment loss is treated as a revaluation increase.

1.9 Inventories:

The inventories (including traded goods) are valued at lower of cost and net realizable value after providing for cost of obsolescence wherever considered necessary. However, materials and other items held for use in the production of inventories are not written down below cost if the finished products in which they will be incorporated are expected to be sold at or above cost.

The cost comprises of costs of purchase, duties and taxes (other than those subsequently recoverable), conversion cost and other costs incurred in bringing the inventories to their present location and condition. Since the Company is in fashion industry with diverse designs / styles, the cost of inventory is determined on the basis of specific identification method (as the same is considered as more suitable).

In case of work in progress and finished goods, the costs of conversion include costs directly related to the units of production and systematic allocation of fixed and variable production overheads.

Proceeds in respect of sale of raw materials/ stores are credited to the respective heads. Obsolete and defective inventory are duly provided for, basis the management estimates, Refer note - 2.9.

1.10 Borrowing Costs:

Borrowing costs that are directly attributable to the acquisition, construction or development of a qualifying asset are capitalized as part of the cost of the respective asset till such time the asset is ready for its intended use. A qualifying asset is an asset which necessarily takes a substantial period of time to get ready for its intended use. All other borrowing costs are expensed in the period in which they occur. Borrowing costs consist of interest, amortization of discounts, hedge related cost incurred in connection with foreign currency borrowings and exchange difference arising from foreign currency borrowings to the extent they are treated as an adjustment to the borrowing cost and other costs that an entity incurs in connection with the borrowing of funds.

1.11 Provisions, Contingent Liabilities and Contingent Assets:

Provisions are recognised when the Company has a present obligation (legal or constructive) as a result of a past event and it is probable that an outflow of resources, that can be reliably estimated, will be required to settle such an obligation.

Standalone Notes

on accounts for the year ended March 31, 2024 | CIN: L18101MH1992PLC065136

(₹ in lakhs except as otherwise stated)

If the effect of the time value of money is material, provisions are determined by discounting the expected future cash flows to net present value using an appropriate pre-tax discount rate that reflects current market assessments of the time value of money and, where appropriate, the risks specific to the liability. Unwinding of the discount is recognised in the Statement of Profit and Loss as a finance cost.

Provisions are reviewed at each reporting date and are adjusted to reflect the current best estimate.

A present obligation that arises from past events where it is either not probable that an outflow of resources will be required to settle or a reliable estimate of the amount cannot be made, is disclosed as a contingent liability. Contingent liabilities are also disclosed when there is a possible obligation arising from past events, the existence of which will be confirmed only by the occurrence or non-occurrence of one or more uncertain future events not wholly within the control of the Company.

Claims against the Company where the possibility of any outflow of resources in settlement is remote, are not disclosed as contingent liabilities.

A contingent asset is disclosed, where an inflow of economic benefits is probable. Contingent assets are not recognised in financial statements since this may result in the recognition of income that may never be realised. However, when the realisation of income is virtually certain, then the related asset is not a contingent asset and is recognised.

1.12 Revenue Recognition:

Revenue is recognised upon transfer of control of promised products and services to customers, when there are no longer any unfulfilled obligations, in an amount that reflects the consideration which the Company expects to receive in exchange for those products and services.

Revenue towards satisfaction of a performance obligation is measured at the amount of transaction price (net of variable consideration) allocated to that performance obligation. The transaction price of goods sold and services rendered is net of variable consideration on account of allowances, trade, volume & other discounts/ rebates or schemes offered by the Company as part of the contract and any taxes or duties collected on behalf of the government such as goods and services tax, etc. This variable consideration is estimated based on the expected value of outflow. Revenue (net of variable consideration) is recognized only to the extent that it is highly probable that the amount will not be subject to significant reversal when uncertainty relating to its recognition is resolved.

a) Sale of goods:

Sales of goods are recognised at a point in time upon transfer of control of promised products to customers, which coincides with the dispatch or delivery of goods or upon formal customer acceptance as per the relevant terms of the contract and when there are no unfulfilled performance obligations in an amount that reflects the consideration the Company expect to receive in exchange for those products.

Accumulated experience and judgement are used to estimate and provide for turnover discounts, expected cash discounts, other eligible discounts, expected returns and incentives.

b) Sale of services:

i) Revenue from services rendered is recognised at a point in time upon satisfaction of performance obligations based on agreements/arrangements with the customers. Service income is recorded net of GST.

ii) In case of Licensing contract which are mainly in nature of right access, the revenue is recognised over license period on straight line basis based on agreements/arrangements with the customers.

c) Income from power generation:

Power generation income is recognized on the basis of electrical units generated and sold in excess of captive consumption and recognized at prescribed rate as per agreement of sale of electricity by the Company. Further, value of electricity generated and captively consumed is netted off from the electricity expenses.

d) Assets and liabilities arising from right to return:

The Company has contracts with customers which entitles them the unconditional right to return.

Right to return assets:

A right of return gives the company a contractual right to recover the goods from a customer (right to return asset), if the customer exercises its option to return the goods and obtain a refund. The asset is measured at the carrying amount of the inventory, less any expected costs to recover the goods, including any potential decreases in the value of the returned goods.

Refund liabilities:

A refund liability is the obligation to refund part or all of the consideration received (or receivable) from the customer. The Company has therefore recognised

Standalone Notes

on accounts for the year ended March 31, 2024 | CIN: L18101MH1992PLC065136

(₹ in lakhs except as otherwise stated)

refund liabilities in respect of customer's right to return. The liability is measured at the amount the Company ultimately expects it will have to return to the customer. The Company updates its estimate of refund liabilities (and the corresponding change in the transaction price) at the end of each reporting period. The Company has presented its right to return assets and refund liabilities under other current assets and other current liabilities, respectively.

e) Other income:

i) Interest income in respect of deposits which are measured at cost is recorded using effective interest rate (EIR). EIR is the rate that exactly discounts the estimated future cash payments or receipts over the expected life of the financial instrument or a shorter period, where appropriate, to the gross carrying amount of the financial asset or to the amortised cost of a financial liability.

ii) Dividend income on investment is accounted for in the period/year in which the right to receive the same is established.

iii) Rental income (net of taxes) on assets given under operating lease arrangements is recognized on a straight-line basis over the period of the lease unless the receipts are structured to increase in line with expected general inflation to compensate for the Company's expected inflationary cost increases.

1.13 Government grants:

Government grants are recognised when there is reasonable assurance that the Company will comply with the conditions attaching to them and that the grants will be received.

Export incentives principally comprises of Duty Drawback, merchandise exports from India scheme (MEIS) and rebate on state & central taxes and levies (RoSTCL) based on guidelines formulated for the respective scheme by the government authorities. Export incentives related to operations provided by government are recognized as income on accrual basis in Statement of Profit and Loss only to the extent that realisation/utilisation is certain.

1.14 Trade receivables:

Trade receivables are amounts due from customers for goods sold or services performed in the ordinary course of business. If the receivable is expected to be collected within a period of 12 months or less from the reporting date

(or in the normal operating cycle of the business, if longer), they are classified as current assets, otherwise as non-current assets.

Trade receivables are measured at their transaction price unless it contains a significant financing component or pricing adjustments embedded in the contract. In case a financing component exists the consideration for the goods and service is adjusted for the time value of company.

Loss allowance for expected life time credit loss is recognised on initial recognition.

1.15 Leases:

a) As a Lessee:

The Company assesses whether a contract contains a lease, at inception of a contract. A contract is, or contains, a lease if the contract conveys the right to control the use of an identified asset for a period of time in exchange for consideration. To assess whether a contract conveys the right to control the use of an identified asset, the Company assesses whether: (i) the contract involves the use of an identified asset (ii) the Company has substantially all of the economic benefits from use of the asset through the period of the lease and (iii) the Company has the right to direct the use of the asset.

Certain lease arrangements include the options to extend or terminate the lease before the end of the lease term. ROU assets and lease liabilities includes these options when it is reasonably certain that they will be exercised.

The right-of-use assets are initially recognized at cost, which comprises the initial amount of the lease liability adjusted for any lease payments made at or prior to the commencement date of the lease plus any initial direct costs less any lease incentives. They are subsequently measured at cost less accumulated depreciation and impairment losses.

Right-of-use assets are depreciated on a straight-line basis over the lease term. Right of use assets are evaluated for recoverability whenever events or changes in circumstances indicate that their carrying amounts may not be recoverable. For the purpose of impairment testing, the recoverable amount (i.e. the higher of the fair value less cost to sell and the value-in-use) is determined on an individual asset basis unless the asset does not generate cash flows that are largely independent of those from other assets.

Standalone Notes

on accounts for the year ended March 31, 2024 | CIN: L18101MH1992PLC065136

(₹ in lakhs except as otherwise stated)

The lease liability is initially measured at amortized cost at the present value of the future lease payments. The lease payments are discounted using the interest rate implicit in the lease or, if not readily determinable, using the incremental borrowing rates in the country of domicile of these leases. Lease liabilities are remeasured with a corresponding adjustment to the related right of use asset if the Company changes its assessment of whether it will exercise an extension or a termination option.

Lease liability and ROU asset have been separately presented in the Balance Sheet and lease payments have been classified as financing cash flows.

b) Short-term leases and leases of low value assets:

The Company applies the short-term lease recognition exemption to its short-term leases (i.e., those leases that have a lease term of 12 months or less from the commencement date and do not contain a purchase option). It also applies the lease of low-value assets recognition exemption to leases that are considered to be low value. Lease payments on short-term leases and leases of low-value assets are recognised as expense on a straight line basis over the lease term.

c) As a Lessor:

Lease income from operating leases where the company is a lessor is recognized (net of GST) in income on a straight-line basis over the lease term. The respective leased assets are included in the balance sheet based on their nature.

1.16 Employees' Benefits:

a) Short term employee benefits:

All employee benefits falling due wholly within twelve months of rendering the service are classified as short term employee benefits and they are recognized as an expense at the undiscounted amount in the Statement of Profit and Loss in the period in which the employee renders the related service.

b) Post-employment benefits:

i) Defined contribution plan:

The defined contribution plan is post-employment benefit plan under which the Company contributes fixed contribution to a government administered fund and will have no obligation to pay further contribution. The Company's defined contribution plan comprises of Provident Fund, Employee State Insurance

Scheme, Employee Pension Scheme, National Pension Scheme and Labour Welfare Fund. The Company's contribution to defined contribution plans are recognized in the Statement of Profit and Loss in the period in which employee renders the related service.

If the contribution payable to the scheme for service received before the Balance Sheet date exceeds the contribution already paid, the deficit payable to the scheme is recognised as a liability after deducting the contribution already paid. If the contribution already paid exceeds the contribution due for services received before the Balance Sheet date, then excess is recognised as an asset to the extent that the pre-payment will lead to a reduction in future payment or a cash refund.

ii) Defined benefit plan:

The Company's obligation towards gratuity liability is funded to an approved gratuity fund, which fully covers the said liability under Cash Accumulation Policy of Life Insurance Corporation of India (LIC). The present value of the defined benefit obligations is determined based on actuarial valuation using the projected unit credit method. The rate used to discount defined benefit obligation is determined by reference to market yields at the Balance Sheet date on Indian Government Bonds for the estimated term of obligations.

The current service cost of the defined benefit plan, recognised in the Statement of Profit and Loss as employee benefits expense, reflects the increase in the defined benefit obligation resulting from employee service in the current year, benefit changes, curtailments and settlements. Past service costs are recognised in statement of profit and loss in the period of a plan amendment.

The net interest cost is calculated by applying the discount rate to the net balance of the defined benefit obligation and fair value of plan assets. This cost is included in employee benefit expense in Statement of Profit and Loss.

Re-measurement gains or losses arising from experience adjustments changes in actuarial assumptions is reflected immediately in the Balance Sheet with a charge or credit recognized in Other Comprehensive Income (OCI) in the

Standalone Notes

on accounts for the year ended March 31, 2024 | CIN: L18101MH1992PLC065136

(₹ in lakhs except as otherwise stated)

period in which they occur. Re-measurement recognized in OCI is reflected immediately in retained earnings and will not be reclassified to Statement of Profit and Loss in the subsequent period. Re-measurements comprises of (a) actuarial gains and losses, (b) the effect of the asset ceiling (excluding amounts included in net interest on the net defined benefit liability) and (c) the return on plan assets (excluding amounts included in net interest on the net defined benefit liability).

iii) Other employee benefits:

As per the Company's policy, employees who have completed specified years of service are eligible for death benefit plan wherein defined amount would be paid to the survivors of the employee on the death of the employee while in service with the Company. To fulfil the Company's obligation for the above-mentioned plan, the Company has taken term policy from an insurance company. The annual premium for insurance cover is recognized in the Statement of Profit and Loss.

1.17 Income Taxes:

- Tax expenses comprise of current tax, deferred tax charge or credit and adjustments of taxes for earlier years. In respect of amounts adjusted against securities premium or retained earnings or other reserves, the corresponding tax effect is also adjusted against the securities premium or retained earnings or other reserves, as the case may be, as per the announcement of The Institute of Chartered Accountants of India.
- Current Tax is measured on the basis of estimated taxable income for the current accounting period in with the applicable tax rates and the provisions of the Income-tax Act, 1961 and other applicable tax laws.
- Deferred tax is provided, on all temporary differences at the reporting date between the tax bases of assets and liabilities and their carrying amounts for financial reporting purposes. Deferred tax assets and liabilities are measured at the tax rates that are expected to be applied to the temporary differences when they reverse, based on the laws that have been enacted or substantively enacted at the reporting date.

The Company has adopted the amendments with respect to Deferred Tax related to Assets and Liabilities arising from a Single Transaction (Amendments to Ind AS 12) from April 1, 2023.

The amendments narrow the scope of the initial recognition exemption to exclude transactions that give rise to equal and offsetting differences – e.g., leases and decommissioning liabilities. For leases and decommissioning liabilities, an entity is required to recognise the associated deferred tax assets and liabilities from the beginning of the earliest comparative period presented, with any cumulative effect recognised as an adjustment to retained earnings or other components of equity at that date. For all other transactions, an entity applies the amendments to transactions that occur on or after the beginning of the earliest period presented.

The Company previously accounted for deferred tax on leases and decommissioning liabilities by applying the 'integrally linked' approach, resulting in a similar outcome as under the amendments, except that the deferred tax asset or liability was recognised on a net basis. Following the amendments, the Company has recognised a separate deferred tax asset in relation to its lease liabilities and a deferred tax liability in relation to its right-to-use assets as at April 1, 2022 and thereafter.

However, there was no impact on the balance sheet because the balances qualify for offset under paragraph 74 of Ind AS 12. There was also no impact on the opening retained earnings as at April 1, 2022 as a result of the change.

Tax relating to items recognised directly in equity or OCI is recognised in equity or OCI and not in the Statement of Profit and Loss. Deferred tax assets and liabilities are offset if there is a legally enforceable right to offset current tax liabilities and assets and they relate to income taxes levied by the same tax authority, but they intend to settle current tax liabilities and assets on a net basis or their tax assets and liabilities will be realized simultaneously.

A deferred tax asset is recognized only to the extent that it is probable that future taxable profits will be available against which the temporary difference can be utilised. Deferred tax assets are reviewed at each reporting date and are reduced to the extent that it is no longer probable.

1.18 Earnings per Share:

Basic earnings per share (EPS) are calculated by dividing the net profit or loss (after tax) for the year attributable to equity shareholders by the weighted average number of equity shares outstanding during the year. The weighted

Standalone Notes

on accounts for the year ended March 31, 2024 | CIN: L18101MH1992PLC065136

(₹ in lakhs except as otherwise stated)

average number of equity shares outstanding during the period is adjusted for events of bonus issue and share split if any.

For the purpose of calculating diluted earnings per share, the net profit or loss (after tax) for the year attributable to equity shareholders and the weighted average number of equity shares outstanding during the year are adjusted for the effects of all dilutive potential equity shares.

1.19 Foreign Currency Transactions:

- Transactions denominated in foreign currencies are recorded at the exchange rates prevailing on the date of the transaction.
- As at balance sheet date, foreign currency monetary items are translated at closing exchange rate. Foreign currency non-monetary items carried at fair value are translated at the rates prevailing at the date when the fair value was determined. Foreign currency non-monetary items measured in terms of historical cost are translated using the exchange rate as at the date of initial transactions.
- Exchange difference arising on settlement or translation of foreign currency monetary items are recognized as income or expense in the year in which they arise except to the extent exchange differences are regarded as an adjustment to interest cost on those foreign currency borrowings.
- As per Appendix B to Ind AS 21, when an entity has received or paid advance contribution in a foreign currency, transaction rate as on the date of receipt of advance is considered for recognition of related asset, expenses or income.

1.20 Financial Instruments:

A financial instrument is any contract that gives rise to a financial asset of one entity and a financial liability or equity instrument of another entity.

Financial assets:

Initial recognition and measurement:

The Company recognizes a financial asset in its Balance Sheet when it becomes party to the contractual provisions of the instrument. All financial assets are recognized initially at fair value, plus in the case of financial assets not recorded at fair value through profit or loss (FVTPL), transaction costs that are attributable to the acquisition of the financial asset. Where the fair value of a financial asset at initial recognition is different from its transaction price, the difference between the fair value and the transaction price is recognized as

a gain or loss in the Statement of Profit and Loss at initial recognition if the fair value is determined through a quoted market price in an active market for an identical asset (i.e. level 1 input) or through a valuation technique that uses data from observable markets (i.e. level 2 input). In case the fair value is not determined using a level 1 or level 2 input as mentioned above, the difference between the fair value and transaction price is deferred appropriately and recognized as a gain or loss in the Statement of Profit and Loss only to the extent that such gain or loss arises due to a change in factor that market participants take into account when pricing the financial asset. However, trade receivables that do not contain a significant financing component are measured at transaction price (see second para of note 1.14 on trade receivables).

Subsequent measurement:

For subsequent measurement, the Company classifies a financial asset in accordance with the below criteria:

- The Company's business model for managing the financial asset and
- The contractual cash flow characteristics of the financial asset.

Based on the above criteria, the Company classifies its financial assets into the following categories:

- Financial assets measured at amortized cost:

A financial asset is measured at the amortized cost if both the following conditions are met:

- The Company's business model objective for managing the financial asset is to hold financial assets in order to collect contractual cash flows, and
- The contractual terms of the financial asset give rise on specified dates to cash flows that are solely payments of principal and interest on the principal amount outstanding.

This category applies to cash and bank balances, trade receivables, loans and other financial assets of the Company. Such financial assets are subsequently measured at amortized cost using the effective interest method. Under the effective interest method, the future cash receipts are exactly discounted to the initial recognition value using the effective interest rate. The cumulative amortization using the effective interest method of the difference between the initial recognition amount and the maturity amount is added to the initial recognition value (net of principal repayments, if any) of the financial asset over the relevant period of the financial asset to

Standalone Notes

on accounts for the year ended March 31, 2024 | CIN: L18101MH1992PLC065136

(₹ in lakhs except as otherwise stated)

arrive at the amortized cost at each reporting date. The corresponding effect of the amortization under effective interest method is recognized as interest income over the relevant period of the financial asset. The same is included under other income in the Statement of Profit and Loss.

The amortized cost of a financial asset is also adjusted for loss allowance, if any.

- Financial assets measured at fair value through other comprehensive income (FVTOCI):

A financial asset is measured at FVTOCI if both of the following conditions are met:

- The Company's business model objective for managing the financial asset is achieved both by collecting contractual cash flows and selling the financial assets, and
- The contractual terms of the financial asset give rise on specified dates to cash flows that are solely payments of principal and interest on the principal amount outstanding.

The Company, through an irrevocable election at initial recognition, has measured certain investments in equity instruments at FVTOCI, refer note 2.3(a). The Company has made such election on an instrument by instrument basis. These equity instruments are neither held for trading nor are contingent consideration recognized under a business combination. Pursuant to such irrevocable election, subsequent changes in the fair value of such equity instruments are recognized in OCI. However, the Company recognizes dividend income from such instruments in the Statement of Profit and Loss when the right to receive payment is established, it is probable that the economic benefits will flow to the Company and the amount can be measured reliably.

On derecognition of such financial assets, cumulative gain or loss previously recognized in OCI is not reclassified from the equity to Statement of Profit and Loss. However, the Company may transfer such cumulative gain or loss into retained earnings within equity.

- Financial assets measured at fair value through profit or loss (FVTPL):

A financial asset is measured at FVTPL unless it is measured at amortized cost or at FVTOCI as explained above. This is a residual category applied to all other investments of the Company excluding investments

in subsidiary and joint venture. Such financial assets are subsequently measured at fair value at each reporting date. Fair value changes are recognized in the Statement of Profit and Loss.

Derecognition:

A financial asset (or, where applicable, a part of a financial asset or part of a group of similar financial assets) is derecognized (i.e. removed from the Company's Balance Sheet) when any of the following occurs:

- The contractual rights to cash flows from the financial asset expires;
- The Company transfers its contractual rights to receive cash flows of the financial asset and has substantially transferred all the risks and rewards of ownership of the financial asset;
- The Company retains the contractual rights to receive cash flows but assumes a contractual obligation to pay the cash flows without material delay to one or more recipients under a 'pass-through' arrangement (thereby substantially transferring all the risks and rewards of ownership of the financial asset);
- The Company neither transfers nor retains substantially all risk and rewards of ownership and does not retain control over the financial asset.

In cases where Company has neither transferred nor retained substantially all of the risks and rewards of the financial asset, but retains control of the financial asset, the Company continues to recognize such financial asset to the extent of its continuing involvement in the financial asset. In that case, the Company also recognizes an associated liability. The financial asset and the associated liability are measured on a basis that reflects the rights and obligations that the Company has retained.

On derecognition of a financial asset, (except as mentioned in (ii) under classification above for financial assets measured at FVTOCI), the difference between the carrying amount and the consideration received is recognized in the Statement of Profit and Loss.

Impairment of financial assets:

The Company applies expected credit losses (ECL) model for measurement and recognition of loss allowance on the following:

- Trade receivables and lease receivables
- Financial assets measured at amortized cost (other than trade receivables and lease receivables)

Standalone Notes

on accounts for the year ended March 31, 2024 | CIN: L18101MH1992PLC065136

(₹ in lakhs except as otherwise stated)

In case of trade receivables and lease receivables, the Company follows a simplified approach wherein an amount equal to lifetime ECL is measured and recognized as loss allowance.

In case of other assets (listed as (ii) above), the Company determines if there has been a significant increase in credit risk of the financial asset since initial recognition.

If the credit risk of such assets has not increased significantly, an amount equal to 12-month ECL is measured and recognized as loss allowance. However, if credit risk has increased significantly, an amount equal to lifetime ECL is measured and recognized as loss allowance.

Subsequently, if the credit quality of the financial asset improves such that there is no longer a significant increase in credit risk since initial recognition, the Company reverts to recognizing impairment loss allowance based on 12-month ECL.

ECL is the difference between all contractual cash flows that are due to the Company in accordance with the contract and all the cash flows that the entity expects to receive (i.e., all cash shortfalls), discounted at the original effective interest rate.

Lifetime ECL are the expected credit losses resulting from all possible default events over the expected life of a financial asset. 12-month ECL are a portion of the lifetime ECL which result from default events that are possible within 12 months from the reporting date.

ECL are measured in a manner that they reflect unbiased and probability weighted amounts determined by a range of outcomes, taking into account the time value of money and other reasonable information available as a result of past events, current conditions and forecasts of future economic conditions.

As a practical expedient, the Company uses a provision matrix to measure lifetime ECL on its portfolio of trade receivables. The provision matrix is prepared based on historically observed default rates over the expected life of trade receivables and is adjusted for forward-looking estimates. At each reporting date, the historically observed default rates and changes in the forward-looking estimates are updated.

ECL impairment loss allowance (or reversal) recognized during the period is recognized as income/ expense in the Statement of Profit and Loss under the head 'Other expenses'.

Investment in subsidiary and joint venture:

The Company has elected to recognize its investments in subsidiary and joint venture at cost in accordance with the option available in Ind AS 27, 'Separate Financial Statements'. Investments in subsidiaries are carried at cost less accumulated impairment losses, if any. Where an indication of impairment exists, the carrying amount of the investment is assessed. Where the carrying amount of an investment is greater than its estimated recoverable amount, it is written down immediately to its recoverable amount and the difference is transferred to the Statement of Profit and Loss. On disposal of investment, the difference between the net disposal proceeds and the carrying amount is charged or credited to the Statement of Profit and Loss.

Financial Liabilities:

Classification as debt or equity:

Financial liabilities and equity instruments issued by the Company are classified according to the substance of the contractual arrangements entered into and the definitions of a financial liability and an equity instrument.

Equity instruments:

An equity instrument is any contract that evidences a residual interest in the assets of an entity after deducting all of its liabilities. Equity instruments issued by the Company are recognised at the proceeds received, net of direct issue costs.

Initial recognition and measurement:

The Company recognizes a financial liability in its Balance Sheet when it becomes party to the contractual provisions of the instrument. All financial liabilities are recognized initially at fair value minus, in the case of financial liabilities not recorded at fair value through profit or loss (FVTPL), transaction costs that are attributable to the acquisition of the financial liability.

Where the fair value of a financial liability at initial recognition is different from its transaction price, the difference between the fair value and the transaction price is recognized as a gain or loss in the Statement of Profit and Loss at initial recognition if the fair value is determined through a quoted market price in an active market for an identical asset (i.e. level 1 input) or through a valuation technique that uses data from observable markets (i.e. level 2 input).

In case the fair value is not determined using a level 1 or level 2 input as mentioned above, the difference between the fair value and transaction price is deferred appropriately and recognized as a gain or loss in the Statement of Profit and Loss only to the extent that such gain or loss arises due to a

Standalone Notes

on accounts for the year ended March 31, 2024 | CIN: L18101MH1992PLC065136

(₹ in lakhs except as otherwise stated)

change in factor that market participants take into account when pricing the financial liability.

Subsequent measurement:

All financial liabilities of the Company are subsequently measured at amortized cost using the effective interest method.

Under the effective interest method, the future cash payments are exactly discounted to the initial recognition value using the effective interest rate. The cumulative amortization using the effective interest method of the difference between the initial recognition amount and the maturity amount is added to the initial recognition value (net of principal repayments, if any) of the financial liability over the relevant period of the financial liability to arrive at the amortized cost at each reporting date. The corresponding effect of the amortization under effective interest method is recognized as interest expense over the relevant period of the financial liability. The same is included under finance cost in the Statement of Profit and Loss.

Derecognition:

A financial liability is derecognized when the obligation under the liability is discharged or cancelled or expires. When an existing financial liability is replaced by another from the same lender on substantially different terms, or the terms of an existing liability are substantially modified, such an exchange or modification is treated as the Derecognition of the original liability and the recognition of a new liability. The difference between the carrying amount of the financial liability derecognized and the consideration paid is recognized in the Statement of Profit and Loss.

Offsetting financial instruments:

Financial assets and liabilities are offset and the net amount reported in the balance sheet when there is a legally enforceable right to offset the recognised amounts and there is an intention to settle on a net basis or realise the asset and settle the liability simultaneously. The legally enforceable right must not be contingent on future events and must be enforceable in the normal course of business and in the event of default, insolvency or bankruptcy of the Company or the counterparty.

1.21 Fair Value Measurement:

The Company measures financial instruments, such as investments and derivatives at fair values at each Balance Sheet date. Fair value is the price that would be received to sell an asset or paid to transfer a liability in an orderly transaction between market participants at the measurement date. The fair value measurement is based

on the presumption that the transaction to sell the asset or transfer the liability takes place either:

- In the principal market for the asset or liability, or
- In the absence of a principal market, in the most advantageous market for the asset or liability.

The principal or the most advantageous market must be accessible by the Company. The fair value of an asset or a liability is measured using the assumptions that market participants would use when pricing the asset or liability, assuming that market participants act in their economic best interest.

A fair value measurement of a non-financial asset takes into account a market participant's ability to generate economic benefits by using the asset in its highest and best use, or by selling it to another market participant that would use the asset in its highest and best use. The Company uses valuation techniques that are appropriate in the circumstances and for which sufficient data are available to measure fair value, categorize the use of relevant observable inputs and categorize the use of unobservable inputs.

All assets and liabilities (for which fair value is measured or disclosed in the financial statements) are categorized within the fair value hierarchy, described as follows, based on the lowest level input that is significant to the fair value measurement as a whole:

- Level 1 – Quoted (unadjusted) market prices in active markets for identical assets or liabilities.
- Level 2 – Valuation techniques for which the lowest level input that is significant to the fair value measurement is directly or indirectly observable other than quoted prices included in Level 1.
- Level 3 – Valuation techniques for which the lowest level input that is significant to the fair value measurement is unobservable.

For financial assets and liabilities maturing within one year from the Balance Sheet date and which are not carried at fair value, the carrying amount approximates fair value due to the short maturity of these instruments. For assets and liabilities that are recognised in the financial statements on a recurring basis, the Company determines whether transfers have occurred between levels in the hierarchy by reassessing categorization (based on the lowest level input that is significant to the fair value measurement as a whole) at the end of each reporting period.

Standalone Notes

on accounts for the year ended March 31, 2024 | CIN: L18101MH1992PLC065136

(₹ in lakhs except as otherwise stated)

1.22 Cash Flow Statement and Cash and Cash Equivalents:

Cash and cash equivalents include cash in hand, bank balances, deposits with banks (other than on lien) and all short term highly liquid investments / mutual funds (with zero exit load at the time of investment) that are readily convertible into known amounts of cash and are subject to an insignificant risk of changes in value. Cash flows are reported using the indirect method, where by net profit before tax is adjusted for the effects of transactions of a non-cash nature, any deferrals or accruals of past or future operating cash receipts or payments and item of income or expenses associated with investing or financing cash flows. The cash flows from operating, investing and financing activities are segregated.

1.23 Dividend distribution:

Final equity dividends on shares are recorded as a liability on the date of approval by the shareholders and interim equity dividends are recorded as a liability on the date of declaration by the Company's Board of Directors.

1.24 Segment Reporting:

Operating segments have been identified taking into account the nature of the products / services, geographical locations, nature of risks and returns, internal organization structure and internal financial reporting system. The Company prepares its segment information in conformity with the accounting policies adopted for preparing and presenting the financial statements of the Company as a whole. These operating results are regularly reviewed by the company's Chief Operating Decision Maker ("CODM").

1.25 Critical accounting judgements and key sources of estimation uncertainty:

The preparation of the Company's financial statements requires management to make judgements, estimates and assumptions that affect the reported amounts of revenues, expenses, assets and liabilities and the accompanying disclosures and the disclosure of contingent liabilities. Uncertainty about these assumptions and estimates could result in outcomes that require a material adjustment to the carrying amount of assets or liabilities affected in future periods.

Critical judgements and estimates in applying accounting policies:

a) Property, Plant and Equipment:

Property, Plant and Equipment represent a significant proportion of the asset base of the Company. The

charge in respect of periodic depreciation is derived after determining an estimate of an asset's expected useful life. The useful lives of the Company's assets are determined by the management at the time the asset is acquired and reviewed periodically, including at each financial year end. The lives are based on historical experience with similar assets as well as anticipation of future events, which may impact their life, such as changes in technical or commercial obsolescence arising from changes or improvements in production or from a change in market demand of the product or service output of the asset.

b) Estimation of Defined benefit obligation:

The costs of providing post-employment benefits are charged to the Statement of Profit and Loss in accordance with Ind AS 19 'Employee benefits' over the period during which benefit is derived from the employees' services. The costs are assessed on the basis of assumptions selected by the management. These assumptions include salary escalation rate, discount rates, expected rate of return on assets and mortality rates. The same is disclosed in Note 2.45.

c) Refund liability: Refer Note 1.12(d)

d) Provision for inventories:

The Company provides for obsolescence on slow moving & non-moving inventory based on policy, past experience, current trend and future expectations of finished goods and raw materials depending on the category of goods.

e) Fair value measurement of Financial Instruments: Refer Note 1.21

f) Impairment:

An impairment loss is recognised for the amount by which an asset's or cash-generating unit's carrying amount exceeds its recoverable amount to determine the recoverable amount, management estimates expected future cash flows from each asset or cash generating unit and determines a suitable interest rate in order to calculate the present value of those cash flows. In the process of measuring expected future cash flows, management makes assumptions about future operating results. These assumptions relate to future events and circumstances. The actual results may vary and may cause significant adjustments to the Company's assets. In most cases, determining the applicable discount rate involves estimating the appropriate adjustment to market risk and the appropriate adjustment to asset-specific risk factors.

Standalone Notes

on accounts for the year ended March 31, 2024 | CIN: L18101MH1992PLC065136

(₹ in lakhs except as otherwise stated)

g) Impairment of investment in subsidiaries and joint ventures:

The Company conducts impairment reviews of investments in subsidiaries and joint ventures whenever events or changes in circumstances indicate that their carrying amounts may not be recoverable or tests for impairment annually. Determining whether the investments in subsidiaries are impaired requires an estimate of the value in use of investments. In considering the value in use, the management has anticipated future cash flows and other factors of the underlying businesses / operations of the subsidiaries and a suitable discount rate in order to calculate the present value. Any subsequent changes to the cash flows due to changes in the above-mentioned factors could impact the carrying value of investments.

h) Determining the lease term of contracts with renewal as a Lessee:

The Company evaluates if an arrangement qualifies to be a lease as per the requirements of Ind AS 116. Identification of a lease requires significant judgment. The Company uses significant judgement in assessing the lease term (including anticipated renewals).

The Company determines the lease term as the non-cancellable period of a lease, together with both periods covered by an option to extend the lease if the Company is reasonably certain to exercise that option; and periods covered by an option to terminate the lease if the Company is reasonably certain not to exercise that option. In assessing whether the Company is reasonably certain to exercise an option to extend a lease, or not to exercise an option to terminate a lease, it considers all relevant facts and circumstances that create an economic incentive

for the Company to exercise the option to extend the lease, or not to exercise the option to terminate the lease. Any subsequent change in certainty of exercising option to extend lease term could impact the carrying value of right of use asset and lease liability significantly.

i) Estimation of provisions and contingencies:

Provisions are liabilities of uncertain amount or timing recognized where a legal or constructive obligation exists at the balance sheet date, as a result of a past event, where the amount of the obligation can be reliably estimated and where the outflow of economic benefit is probable. Contingent liabilities are possible obligations that may arise from past event whose existence will be confirmed only by the occurrence or non-occurrence of one or more uncertain future events which are not fully within the control of the Company. The Company exercises judgment and estimates in recognizing the provisions and assessing the exposure to contingent liabilities relating to pending litigations. Judgment is necessary in assessing the likelihood of the success of the pending claim and to quantify the possible range of financial settlement. Due to this inherent uncertainty in the evaluation process, actual losses may be different from originally estimated provision.

1.26 New standard issued / modified but not effective as at reporting date

Ministry of Corporate Affairs ("MCA") notifies new standards or amendments to the existing standards under Companies (Indian Accounting Standards) Rules as issued from time to time. For the year ended 31st March, 2024, MCA has not notified any new standards or amendments to the existing standards applicable to the Company.

Standalone Notes

on accounts for the year ended March 31, 2024 | CIN: L18101MH1992PLC065136

(₹ in lakhs except as otherwise stated)

2.1 Property, Plant and Equipment and Intangible Assets

Sr. No.	Description of the Block of Assets	GROSS BLOCK				DEPRECIATION / AMORTISATION				NET BLOCK
		As at 01/04/2023	Additions	Deductions/ Discarded	As at 31/03/2024	As at 01/04/2023	Depreciation/ Amortisation	Deductions/ Discarded	As at 31/03/2024	As at 31/03/2024
a Property Plant & Equipment (Tangible Assets)										
1	Freehold Land	2,375.61	-	-	2,375.61	-	-	-	-	2,375.61
2	Building	5,383.93	564.18	-	5,948.11	1,071.38	200.78	-	1,272.16	4,675.95
3	Furnitures & Fixtures	116.04	2.43	10.05	108.42	100.32	11.65	9.08	102.89	5.53
4	Plant and Machinery	3,131.81	454.26	41.86	3,544.21	1,799.10	305.82	22.98	2,081.94	1,462.27
5	Computer	289.08	33.00	1.04	321.04	219.51	38.79	0.79	257.51	63.53
6	Office Equipments	408.70	15.01	11.94	411.77	301.06	31.60	11.28	321.38	90.39
7	Vehicles	367.28	113.44	-	480.72	191.16	42.62	-	233.78	246.94
Total of Property Plant & equipment (a)		12,072.45	1,182.32	64.89	13,189.88	3,682.53	631.26	44.13	4,269.66	8,920.22
e Intangible Assets (other than internally generated)										
1	Software (Acquired)	160.76	5.76	-	166.52	136.18	10.41	-	146.59	19.93
Total of Intangible Assets (e)		160.76	5.76	-	166.52	136.18	10.41	-	146.59	19.93
b Right of Use Assets										
1	Land	204.05	-	-	204.05	12.21	3.05	-	15.26	188.79
2	Building	1,801.75	660.66	58.28	2,404.13	390.95	363.35	58.28	696.02	1,708.11
Total of Right of Use Assets (b)		2,005.80	660.66	58.28	2,608.18	403.16	366.40	58.28	711.28	1,896.90
c Capital Work in Progress (CWIP)										
1	Plant and Machinery	126.90	285.21	412.11	-	-	-	-	-	-
2	Building	-	564.18	564.18	-	-	-	-	-	-
Total CWIP (c)		126.90	849.39	976.29	-	-	-	-	-	-
d Investment Properties										
1	Building	255.91	-	-	255.91	129.74	2.92	-	132.67	123.24
Total Investment properties (d)		255.91	-	-	255.91	129.74	2.92	-	132.67	123.24
Grand total (a+b+c+d+e)		14,621.82	2,698.13	1,099.46	16,220.49	4,351.61	1,010.99	102.41	5,260.20	10,960.29

Standalone Notes

on accounts for the year ended March 31, 2024 | CIN: L18101MH1992PLC065136

(₹ in lakhs except as otherwise stated)

2.1 Property, Plant and Equipment and Intangible Assets

Sr. No.	Description of the Block of Assets	GROSS BLOCK				DEPRECIATION / AMORTISATION				NET BLOCK
		As at 01/04/2022	Additions	Deductions/ Discarded	As at 31/03/2023	As at 01/04/2022	Depreciation	Deductions/ Discarded	As at 31/03/2023	As at 31/03/2023
a Property Plant & Equipment (Tangible Assets)										
1	Freehold Land	1,801.18	574.43	-	2,375.61	-	-	-	-	2,375.61
2	Building	5,096.69	287.23	-	5,383.92	864.91	206.47	-	1,071.38	4,312.54
3	Furnitures & Fixtures	116.04	-	-	116.04	85.91	14.41	-	100.32	15.72
4	Plant and Machinery	2,936.00	238.29	42.48	3,131.81	1,523.09	308.70	32.69	1,799.10	1,332.71
5	Computer	234.67	75.25	20.84	289.08	214.78	25.57	20.84	219.51	69.57
6	Office Equipments	356.12	52.87	0.29	408.70	270.07	31.28	0.29	301.06	107.64
7	Vehicles	334.94	32.47	0.13	367.28	148.99	42.30	0.13	191.16	176.12
Total of Property Plant & equipment (a)		10,875.64	1,260.54	63.74	12,072.44	3,107.75	628.73	53.95	3,682.53	8,389.91
e Intangible Assets (other than internally generated)										
1	Software (Acquired)	156.64	4.12	-	160.76	128.34	7.84	-	136.18	24.58
Total of Intangible Assets (e)		156.64	4.12	-	160.76	128.34	7.84	-	136.18	24.58
b Right of Use Assets										
1	Land	204.05	-	-	204.05	9.16	3.05	-	12.21	191.84
2	Building	640.92	1,160.83	-	1,801.75	160.47	230.48	-	390.95	1,410.80
Total of Right of Use Assets (b)		844.97	1,160.83	-	2,005.80	169.63	233.53	-	403.16	1,602.64
c Capital Work in Progress (CWIP)										
1	Plant and Machinery	57.80	165.50	96.40	126.90	-	-	-	-	126.90
2	Building	30.25	256.99	287.24	-	-	-	-	-	-
Total CWIP (c)		88.05	422.49	383.64	126.90	-	-	-	-	126.90
d Investment Properties										
1	Building	255.91	-	-	255.91	126.81	2.94	-	129.75	126.16
Total Investment properties (d)		255.91	-	-	255.91	126.81	2.94	-	129.75	126.16
Grand total (a+b+c+d+e)		12,221.21	2,847.98	447.38	14,621.81	3,532.53	873.04	53.95	4,351.62	10,270.19

Standalone Notes

on accounts for the year ended March 31, 2024 | CIN: L18101MH1992PLC065136

(₹ in lakhs except as otherwise stated)

2.1.1 Investment Property

Particulars	As at March 31, 2024	As at March 31, 2023
Rental income derived from Investment property	116.30	108.00
Direct operating expenses (Including repair and maintenance)	2.58	2.58
Income arising from Investment properties before depreciation	113.72	105.42
Depreciation	2.92	2.94
Income from Investment properties (Net)	110.80	102.48

The Company obtains independent valuations for its Investment property by a expert in valuing these type of investment property. The best estimate of fair value in current prices in active market for similar properties. Fair Value is ₹ 949.28 lakhs (P.Y. ₹ 935.11 lakhs)

2.1.2 Ageing schedule of Capital Work in Progress (CWIP)

a) Capital Work in Progress	Amount in CWIP for a period				Total
	Less than 1 year	1-2 Years	2-3 Years	More than 3 Years	
Projects in Progress	-	-	-	-	-
	(126.90)	-	-	-	(126.90)
Projects temporarily suspended	-	-	-	-	-

Note: Figures in brackets indicate previous year's figures

- b) There are no capital work in progress, whose completion or cost compared to its original plan is overdue.
- c) Amount capitalised under building block includes ₹ 564.18 lakhs (P.Y. 287.24 lakhs) being the amount of capital expenditure incurred on self-constructed assets. Further such amount included under CWIP is aggregating to ₹ Nil (P.Y. ₹ Nil).

2.1.3 Building includes the value of 14,000 (P.Y.14,000) shares of ₹ 100 each in Synthofine Estate CHS Ltd and value of 10 (P.Y.10) shares of ₹ 50 each in Gautam Chemical Industrial Premises CHS Ltd.

2.1.4 Right to Use - Building includes building constructed on lease hold land having Gross block of ₹ 226.65 lakhs (P.Y. ₹ 226.65 lakhs).

2.1.5 In the year 2014-15, the company has acquired freehold land with integrated structures for a composite value whose conveyance is registered and municipal records updated. The value of the structure is determined based on estimated depreciated value of structures and the balance is considered as the value of the land. In respect of the land, the company has undivided share in land. Also an insignificant portion of land is unlawfully occupied by an illegal occupant and the said occupant had raised some illegal structures which were demolished by the Municipal Corporation. The said illegal occupant has filed a suit in the Hon'ble High Court for his alleged claim in respect of the portion of the land illegally occupied by him. The company has refuted the alleged claim of the illegal occupant and is defending the suit. The Company has filed an Eviction suit against the illegal occupant in the Hon'ble Small Causes Court. Both the said matters are sub-judiced. There is insignificant impact of these litigations on the financial position of the company.

2.1.6 The company does not have any proceedings initiated or pending against it, for holding benami property under the Benami Transactions (Prohibition) Act, 1988 (45 of 1988) and rules made thereunder.

2.1.7 The Company has not revalued its property, plant and equipment (including right-of-use assets) or intangible assets or investment property during the current or previous year.

2.1.8 Title deeds of all immovable properties are in the name (including erstwhile name) of the Company and all lease agreements are duly executed in favour of the Company.

Standalone Notes

on accounts for the year ended March 31, 2024 | CIN: L18101MH1992PLC065136

(₹ in lakhs except as otherwise stated)

2.2 Investment in Subsidiary and Joint Venture

Long Term Investments - Carried at Cost

Particulars	As at March 31, 2024	As at March 31, 2023
Trade Investments (Unquoted)		
a) Investment in Joint Venture White Knitwear Private Limited		
In Equity Shares		
330,000 (P.Y. 330,000) Shares of face value ₹ 10 each, fully paid up.	33.00	33.00
In Preference Shares		
3,125,000 (P.Y. 3,125,000) 9% Cumulative Redeemable Preference Shares of face value of ₹ 10 each fully paid up.	312.50	312.50
b) Investment in Subsidiary - K-lounge Lifestyle limited		
In Equity Shares		
8,000,000 (P.Y. 5,000,000) Shares of face value ₹ 10 each, fully paid up.	800.00	500.00
	1,145.50	845.50
Aggregate amount of unquoted investments	1,145.50	845.50

2.2.1 The Company had invested in aggregate ₹ 345.50 lakhs in Joint Venture "White Knitwear Private Limited" (WKPL). The WKPL had acquired land in Surat Special Economic Zone (SEZ) and constructed factory building for setting up of manufacturing unit for production of Knitwear Apparels for exports. However due to slowdown in International market, SEZ could not take off and most of the members of SEZ shelved their projects and approached to Gujarat Industrial Development Corporation (GIDC) and State and Central government for de-notification of SEZ.

Gujarat Industrial Development Corporation vide its circular No. GIDC/CIR/Distribution/Policy/13/05 dated 14.03.2013 has de-notified the SEZ and conceded the members to convert and use the erstwhile land in SEZ as Domestic Tariff Area (DTA) subject to fulfilment of conditions stated therein. WKPL vide its letter dated 04.04.13 has consented for de-notification of its plot of land and undertaken to complete the formal procedure for the same. The denotification of the SEZ was approved by the Gujarat State Government vide notification IC/INFRA/NOC/1684824 dated December 17, 2020. The denotification of the SEZ was approved by the Union Government vide notification dated September 30, 2021. The said notifications of the State Government and Union Government however excluded plot owned by WKPL from the list of plots approved for de-notification. WKPL is taking steps to get the plot owned by it de-notified.

Post de-notification joint venture partners shall dispose of the Company/land and building and realize the proceeds to return it to joint venture partners.

No provision for impairment in the value of investment is considered necessary for the year ended March 2024 based on valuation of the underlying property in joint venture.

2.2.2 Also refer note 2.64

2.3 Non Current Investments - Others

Particulars	As at March 31, 2024	As at March 31, 2023
a) Other than Trade Investments (Quoted) - Carried at FVOCI		
In Equity Shares		
4,512 (P.Y. 4,512) Reliance Power Limited Shares of face value ₹ 10 each fully paid up.	1.27	0.45
7,500 (P.Y. 15,000) HCL Technologies Limited Shares of face value ₹ 2 each fully paid up.	115.75	162.93
12,500 (P.Y. 25,000) Tech Mahindra Limited Shares of face value ₹ 5 each fully paid up.	156.30	275.46

Standalone Notes

on accounts for the year ended March 31, 2024 | CIN: L18101MH1992PLC065136

(₹ in lakhs except as otherwise stated)

Particulars	As at March 31, 2024	As at March 31, 2023
b) Other than Trade Investments (Unquoted) - Carried at FVTPL		
In Equity Shares		
435,730 (P.Y. 871,460) Bazaar Style Retail Limited Shares of face value ₹ 5 each fully paid up (refer note 2.3.3)	653.60	1,307.19
6,300 (P.Y. Nil) National Stock Exchange of India Limited Shares of face value of Re.1 each fully Paid up.	242.55	-
In Portfolio Management Services		
Mehra Multifocused Fund	123.22	94.22
In Alternative Investment fund		
Sistema Asia Fund	395.80	333.11
Somerset Indus Healthcare India Fund	113.25	74.18
	1,801.74	2,247.54
Aggregate amount of quoted investments at market value	273.31	438.84
Aggregate amount of unquoted investments	1,528.43	1,808.70

2.3.1 The Company has complied with the number of layers prescribed under the Companies Act, 2013

2.3.2 During the year, the Company has sold investment in equity share classified as FVOCI amounting to ₹ 247.73 lakhs (PY ₹ Nil) at the fair value on the date of sale and earned cumulative gain of ₹ 124.03 lakhs (net of taxes) transferred within equity relating to these investments. The said investment sold during the year in accordance with the investment objectives, risk tolerance and market conditions.

2.3.3 The Company has made equity investment in Bazaar Style Retail Ltd. The said company has filed draft red herring prospectus (DRHP) with Securities and Exchange Board of India (SEBI) on March 18, 2024. The Company has made offer for sale of 435,730 (50%) Equity Shares at a price to be determined in accordance with SEBI regulations. Consequently 435,730 number of shares have been disclosed as current investments.

2.4 Loans

(Unsecured, considered good)

Particulars	As at March 31, 2024	As at March 31, 2023
(carried at amortised cost, except otherwise stated)		
Loan to related party	-	286.12
Loan to Employees	8.54	8.28
	8.54	294.40

2.5 Other Non Current Financial Assets

(Unsecured considered good)

Particulars	As at March 31, 2024	As at March 31, 2023
Security Deposits	1,148.36	1,012.43
Rent Deposits to Related Parties	7.83	7.83
Bank Deposits (includes offered as security) (maturity of more than 12 months)	30.18	968.53
Interest receivables on Bank Deposits	3.58	24.34
Less: Allowance for expected credit loss	(4.59)	-
	1,185.36	2,013.13

2.5.1 Bank deposit offered as security ₹ 28.44 lakhs (P.Y. ₹ 206.68 lakhs)

Standalone Notes

on accounts for the year ended March 31, 2024 | CIN: L18101MH1992PLC065136

(₹ in lakhs except as otherwise stated)

2.6 Deferred Tax Asset (Also refer note 2.46d & 2.46e)

Particulars	As at March 31, 2024	As at March 31, 2023
Deferred Tax Assets:		
Provision for Assets	545.02	684.51
Lease Liabilities	433.59	373.27
Others	180.43	114.47
Deferred Tax Liability		
Property, plant and equipment (including right-of-use assets)	(742.10)	(704.62)
Tax on Fair Value gain (unquoted)	(848.94)	(439.63)
Deferred Tax Asset/(Liabilities)	(432.00)	28.00

2.6.1 The Company applied Deferred Tax related to Assets and Liabilities arising from single transaction (Amendments to Ind AS 12) from April 1, 2023. Following the amendments, the Company has recognised a separate Deferred tax asset in relation to its lease liabilities and Deferred tax liability in relation to right of use assets.

2.7 Non Current Tax Asset (NET)

Particulars	As at March 31, 2024	As at March 31, 2023
Non Current tax assets (net of tax provision)	191.40	9.79
	191.40	9.79

2.8 Other Non Current Assets (unsecured considered good)

Particulars	As at March 31, 2024	As at March 31, 2023
Capital Advances	111.44	243.35
Prepaid Expenses	12.28	10.62
	123.72	253.97

2.9 Inventories

(at lower of cost and net realisable value)

Particulars	As at March 31, 2024	As at March 31, 2023
Finished goods	5,402.31	12,427.36
Work-in-Progress	1,277.42	3,068.99
Raw material	1,247.02	619.21
Traded goods	96.80	246.23
Packing material & accessories	131.90	132.45
Stores, chemicals and consumables	45.11	64.57
	8,200.56	16,558.81

Standalone Notes

on accounts for the year ended March 31, 2024 | CIN: L18101MH1992PLC065136

(₹ in lakhs except as otherwise stated)

2.9.1 The working capital borrowings are secured by hypothecation of inventory of the Company (refer note no 2.21)

2.9.2 The Company follows adequate accounting policy for writing down the value of Inventories towards slow moving, non-moving and surplus inventories. Write down of Inventories (Net of reversals) for the year ₹ 260.00 lakhs (P.Y. ₹ 320.00 lakhs), this is included as part of cost of materials consumed and changes in inventory of finished goods, work in progress and stock in trade in statement of profit and loss. Inventory values shown above are net of the write down.

2.10 Current Investments

Particulars	As at March 31, 2024	As at March 31, 2023
a) Investment in Unquoted Mutual Funds - Carried at FVTPL		
In the units of Equity Mutual Funds of ₹ 10/- each fully paid		
Aditya Birla Sunlife Pharma & Healthcare Fund - Regular - Growth [Units: 5,381,620.442 (P.Y.: 5,381,620.442)]	1,423.44	880.43
Aditya Birla Sunlife Arbitrage Fund - Regular - Growth [Units: 21,591.077 (P.Y.: 21,591.077)]	5.26	4.89
SBI Banking & Financial Services Fund - Regular - Growth [Units: 1,281,779.361 (P.Y.: 1,281,779.361)]	421.80	316.40
SBI Flexicap Fund - Regular - Growth [Units: 672,575.314 (P.Y.: 672,575.314)]	648.70	496.07
Tata Banking And Financial Services Fund - Regular - Growth [Units: 4,598,762.025 (P.Y.: 4,598,762.025)]	1,550.42	1,239.67
Tata Arbitrage Fund - Regular - Growth [Units: 53,392.048 (P.Y.: 53,392.048)]	7.04	6.55
SBI Technology Opportunities Fund - Regular - Growth [Units: 211,160.727 (P.Y.: 211,160.727)]	371.15	293.44
ICICI Pru Banking and Financial Services Fund - Regular - Growth [Units: 233,895.491 (P.Y.: Nil)]	250.99	-
In the units of Income Funds of ₹ 10/- each fully paid		
HDFC Corporate Bond Fund - Direct - Growth [Units: 4,814,823.517 (P.Y.: 4,814,823.517)]	1,438.84	1,329.82
Bandhan Corporate Bond Fund - Regular - Growth (Formerly known as IDFC Corporate Bond Fund - Regular - Growth) [Units: 2,323,070.357 (P.Y.: 2,323,070.357)]	403.66	377.20
Sundaram Short Duration Fund - Direct - Growth (Formerly known as Principal Short Term Debt Fund - Growth) [Units: 2,600,012.482 (P.Y.: 2,600,012.482)]	1,119.43	1,039.02
DSP Corporate Bond Fund - Direct - Growth [Units: 1,000,000.000 (P.Y.: 1,000,000.000)]	146.78	136.58
HSBC Corporate Bond Fund - Direct - Growth (Formerly known as L & T Triple Ace Bond Fund - Growth) [Units: 375,629.179 (P.Y.: 375,629.179)]	262.94	244.38
Axis Corporate Debt Fund - Direct - Growth [Units: 2,248,594.563 (P.Y.: 2,248,594.563)]	363.67	336.67
Bharat Bond FOF - Direct - Growth [Units: 9,291,652.263 (P.Y.: 9,291,652.263)]	1,107.81	1,031.57

Standalone Notes

on accounts for the year ended March 31, 2024 | CIN: L18101MH1992PLC065136

(₹ in lakhs except as otherwise stated)

Particulars	As at March 31, 2024	As at March 31, 2023
Bharat Bond FOF - Regular - Growth [Units: 4,989,962.010 (P.Y.: 4,989,962.010)]	594.93	553.99
ICICI Pru Corporate Bond Fund - Direct - Growth [Units: 2,648,774.634 (P.Y.: 2,648,774.634)]	745.51	689.42
Nippon India Corporate Bond Fund - Direct - Growth [Units: 540,209.829 (P.Y.: 540,209.829)]	304.67	281.52
Edelweiss NIFTY PSU Bond Plus SDL Index 2026 - Regular - Growth [Units: 13,108,299.066 (P.Y.: 13,108,299.066)]	1,548.04	1,446.30
ICICI Pru Nifty PSU Bond Plus SDL 40-60 Index Fund Sep27 - Regular - Growth [Units: 17,152,267.216 (P.Y.: 17,152,267.216)]	1,915.88	1,790.68
b) Investments in the Quoted Equity shares - Carried at FVTPL		
100 (P.Y. Nil) Aavas Financiers Limited Shares of face value ₹ 10 each fully paid up.	1.42	-
100 (P.Y. Nil) HDFC Bank Limited Shares of face value Re. 1 each fully paid up.	1.49	-
c) Investments in the Unquoted Equity shares - Carried at FVTPL		
435,730 (P.Y.: Nil) Baazar Style Retail Limited Shares of face value ₹ 5 each fully paid up.	653.60	-
2.10.1 Also refer note no. 2.3.3		
d) Investments in Quoted Perpetual Bonds - Carried at FVTPL (Unsecured, subordinated & Non Convertible)		
In units of Bonds of ₹ 1,00,00,000/- each fully paid.		
HDFC Bank 7.84% Basel III Series1/2022-23 (with first call option on September 8, 2027) [Units: 1.00 (P.Y.: 1.00)]	98.79	99.30
SBI Bank 7.75% Basel III Series1/2022-23 (with first call option on September 9, 2027) [Units: 1.00 (P.Y.: 1.00)]	98.78	99.05
e) Investment in the Quoted Debentures - Carried at FVTPL In units of Debentures of ₹ 10,00,000/- each fully paid.		
Nirmal Bang Securities Pvt Ltd Non convertible market linked debentures (maturity date December 14, 2024) [Units: 10.00 (P.Y.: Nil)]	100.25	-
	15,585.29	12,692.95
Aggregate amount of quoted investments at Market value	300.73	198.35
Aggregate amount of unquoted investments	15,284.56	12,494.60

2.11 Trade Receivables

Particulars	As at March 31, 2024	As at March 31, 2023
a) Trade Receivables considered good - Secured (refer note 2.11.4)	3,199.05	2,369.41
b) Trade Receivables considered good - Unsecured	18,835.28	16,918.67
c) Trade Receivables which has significant increase in credit risks	104.03	104.03
d) Trade Receivables - credit impaired	-	-
Less: Allowance for Bad and doubtful debts and expected credit loss	(1,860.00)	(2,400.00)
	20,278.36	16,992.11

Standalone Notes

on accounts for the year ended March 31, 2024 | CIN: L18101MH1992PLC065136

(₹ in lakhs except as otherwise stated)

2.11.1 There are no trade or other receivables which are due from directors or other officers of the Group either severally or jointly with any other person. Also, there are no trade or other receivables which are due from firms or private companies, in which any director is a partner, a director or a member.

2.11.2 The working capital borrowings are secured by hypothecation of Trade receivables of the Company (refer note no 2.21)

2.11.3 For trade receivable ageing schedule for the year ended, refer note 2.47 (b)

2.11.4 Secured against the Bank Guarantee / Security deposit received from customers.

2.12 Cash & Cash Equivalent

Particulars	As at March 31, 2024	As at March 31, 2023
Cash on Hand	45.74	27.43
Balances with Banks :-		
In Current Accounts / Bank Overdraft	193.06	118.72
In Cash Credit Accounts	56.66	-
In Bank Deposits (Maturity of less than 12 Months)	5,107.31	2,734.90
Liquid Mutual Funds (refer note 2.12.1)	16,239.44	14,148.34
	21,642.21	17,029.39

2.12.1 Investments in unquoted Liquid Mutual Funds - Carried at FVTPL

Particulars	As at March 31, 2024	As at March 31, 2023
Investments in unquoted Liquid Mutual Funds - Carried at FVTPL		
a) Face Value of ₹ 10/- each fully paid up		
DSP Low Duration Fund - Direct - Growth [Units: 684,125.551 (P.Y.: 684,125.551)]	127.31	118.45
HDFC Ultra Short Term Fund - Growth [Units: 11,328,926.639 (P.Y.: 11,328,926.639)]	1,596.11	1,484.76
Nippon India Floating Rate Fund - Growth [Units: 4,255,404.586 (P.Y.: 4,255,404.586)]	1,817.85	1,681.54
Nippon India Money Market Fund - Growth [Units: 3,401.512 (P.Y.: 3,401.512)]	129.98	120.67
Tata Banking & PSU Debt Fund - Direct - Growth [Units: 2,688,278.526 (P.Y.: 2,688,278.526)]	357.37	332.91
Nippon India Banking & PSU Debt Fund - Regular - Growth [Units: 3,066,240.24 (P.Y.: 3,066,240.24)]	576.02	536.59
b) Face Value of ₹ 100/- each fully paid up		
Aditya Birla Sunlife Banking & PSU Debt Fund - Regular - Growth [Units: 96,032.789 (P.Y.: 96,032.789)]	318.61	297.06
Aditya Birla Sunlife Floating Rate Fund - Direct - Growth [Units: 198,771.602 (P.Y.: 198,771.602)]	642.90	595.49
ICICI Pru Money Market Fund - Direct - Growth [Units: 351,082.473 (P.Y.: 351,082.473)]	1,226.08	1,138.59
Aditya Birla Sun Life Banking & PSU Debt Fund - Direct - Growth [Units: 434,984.733 (P.Y.: 434,984.733)]	1,491.49	1,385.82
ICICI Pru Ultra Short Term Fund - Direct - Growth	1,847.10	1,716.17

Standalone Notes

on accounts for the year ended March 31, 2024 | CIN: L18101MH1992PLC065136

(₹ in lakhs except as otherwise stated)

Particulars	As at March 31, 2024	As at March 31, 2023
[Units: 6,782,948.219 (P.Y.: 6,782,948.219)]		
ICICI Pru Liquid Fund - Regular - Growth	303.64	-
[Units: 85,682.361 (P.Y.: Nil)]		
ICICI Pru Liquid Fund - Direct - Growth	202.45	-
[Units: 56,644.907 (P.Y.: Nil)]		
c) Face Value of ₹ 1,000/- each fully paid up		
Kotak Money Market Scheme - Direct - Growth [Units: 5,628.328 (P.Y.: 5,628.328)]	232.03	215.47
Tata Treasury Advantage Fund - Regular - Growth [Units: 2,645.036 (P.Y.: 2,645.036)]	94.82	88.55
Sundaram Low Duration Fund - Direct - Growth (Formerly known as Principal Low Duration Fund - Growth) [Units: 3,325.994 (P.Y.: 3,325.994)]	111.75	104.00
Invesco India Low Duration Fund - Direct - Growth (Formerly known as Invesco India Treasury Advantage Fund - Growth) [Units: 3,565.121 (P.Y.: 3,565.121)]	127.68	118.81
Tata Money Market Fund - Direct - Growth [Units: 4,421.036 (P.Y.: 4,421.036)]	193.09	178.97
Axis Banking & PSU Debt Fund - Regular - Growth [Units: 23,370.742 (P.Y.: 23,370.742)]	558.10	522.00
Kotak Low Duration Fund - Direct - Growth [Units: 18,152.527 (P.Y.: 18,152.527)]	598.38	555.59
UTI Low Duration Fund - Regular - Growth (Formerly known as UTI Treasury Advantage Fund - Regular - Growth) [Units: 19,274.573 (P.Y.: 19,274.573)]	621.73	579.12
Kotak Floating Rate Fund - Direct - Growth [Units: 10,666.375 (P.Y.: 10,666.375)]	147.77	136.89
Kotak Floating Rate Fund - Regular - Growth [Units: 42,618.106 (P.Y.: 42,618.106)]	579.68	539.21
SBI Magnum Ultra Short Duration Fund - Direct - Growth [Units: 10,919.899 (P.Y.: 10,919.899)]	605.19	563.29
UTI Low Duration Fund - Direct - Growth (Formerly known as UTI Treasury Advantage Fund - Direct - Growth) [Units: 4,763.423 (P.Y.: 4,763.423)]	155.92	145.10
UTI Money Market Fund - Direct - Growth [Units: 26,972.577 (P.Y.: 26,972.577)]	765.27	710.69
Kotak Liquid Fund - Regular - Growth [Units: 6,213.225 (P.Y.: 6,213.225)]	303.15	282.60
Mirae Asset Ultra Short Duration Fund - Direct - Growth [Units: 42,281.563 (P.Y.: NIL)]	507.97	-
	16,239.44	14,148.34
Aggregate amount of unquoted investments	16,239.44	14,148.34

Standalone Notes

on accounts for the year ended March 31, 2024 | CIN: L18101MH1992PLC065136

(₹ in lakhs except as otherwise stated)

2.13 Other Bank Balances

Particulars	As at March 31, 2024	As at March 31, 2023
In Unclaimed Dividend Accounts	13.14	10.06
In Bank Deposits offered as security (Maturity of less than 12 Months)	248.05	-
	261.19	10.06
	21,903.40	17,039.45

2.14 Loans

(Unsecured, considered good)

Particulars	As at March 31, 2024	As at March 31, 2023
(Carried at amortised cost, except otherwise stated)		
Loan to Employee	6.17	5.35
	6.17	5.35

2.15 Other Current Financial Assets

(Unsecured, Considered Good)

Particulars	As at March 31, 2024	As at March 31, 2023
Export Incentive Receivable (refer note 2.15.1)	92.07	30.81
Advance to Employee	43.09	23.03
Interest receivables on Bank Deposits	138.39	75.68
Less: Allowance for Expected credit loss	(0.63)	-
	272.92	129.52

2.15.1 As the Company is rightfully entitled to receive export incentives, the same is classified as financial asset in accordance with ITFG clarification issued by the Institute of Chartered Accountants of India.

2.16 Other Current Assets

(Unsecured, Considered Good)

Particulars	As at March 31, 2024	As at March 31, 2023
Prepaid Expenses	119.42	128.28
Other Receivable	45.51	41.52
Advance for gratuity	-	116.00
Right to Return assets	1,436.32	1,775.50
Advance to Suppliers	542.72	275.59
	2,143.97	2,336.89

Standalone Notes

on accounts for the year ended March 31, 2024 | CIN: L18101MH1992PLC065136

(₹ in lakhs except as otherwise stated)

2.17 Equity Share Capital

Particulars	As at March 31, 2024	As at March 31, 2023
Authorized Capital		
125,000,000 (P.Y. 125,000,000) Equity shares of ₹ 10 each	12,500.00	12,500.00
Issued, subscribed and Paid up :		
61,625,185 (P.Y. 61,625,185) Equity shares of ₹ 10 each, fully paid up	6,162.52	6,162.52
	6,162.52	6,162.52

2.17.1 The Company has only one class of shares referred to as equity shares having a par value of ₹ 10/-. Each holder of equity shares is entitled to one vote per share. The Company declares and pays dividends in Indian ₹. The dividend proposed by the Board of Directors, if any, is subject to the approval of the shareholders in the ensuing Annual General Meeting except in case of interim dividend. The remittance of dividend outside India is governed by Indian law on foreign exchange and is subject to applicable distribution taxes.

2.17.2 In the event of liquidation of the Company, the holders of equity shares will be entitled to receive any of the remaining assets of the Company, after distribution of all preferential amounts. However, there are no preferential amounts inter-se equity shareholders. The distribution will be in proportion to the number of equity shares held by the shareholders (After due adjustment in case shares are not fully paid up.)

2.17.3 Reconciliation of the shares outstanding at the beginning and at the end of the year

Particulars	March 31, 2024		March 31, 2023	
	No. of shares	Amount	No. of shares	Amount
Shares outstanding at the beginning of the year	6,16,25,185	6,162.52	6,16,25,185	6,162.52
Add: Bonus Share issued	-	-	-	-
Shares bought back during the year	-	-	-	-
Shares outstanding at the end of the year	6,16,25,185	6,162.52	6,16,25,185	6,162.52

2.17.4 Details of the shareholders holding more than 5% shares in the Group

Particulars	March 31, 2024		March 31, 2023	
	No. of Shares held*	% of Holding	No. of Shares held	% of Holding
Shantaben P. Jain j/w Kewalchand P. Jain j/w Hemant P. Jain (equity shares held in their capacity as trustees/beneficiaries of P.K.Jain Family Holding Trust)	3,07,65,000	49.92	3,07,65,000	49.92
Mr.Dinesh P.Jain	36,49,155	5.92	36,49,155	5.92
includes 5,12,905 (P.Y.5,12,905) shares jointly held with Mrs. Sangeeta D. Jain				
Mr.Vikas P.Jain	36,09,105	5.86	36,09,105	5.86
includes 4,72,855 (P.Y.4,72,855) shares jointly held with Mrs. Kesar V. Jain				
Mr. Hemant P.Jain	34,59,575	5.61	34,59,575	5.61
includes 4,03,325 (P.Y.4,03,325) shares jointly held with Mrs. Lata H. Jain				
Mr. Kewalchand P.Jain	34,53,055	5.60	34,53,055	5.60
includes 3,96,805 (P.Y.3,96,805) shares jointly held with Mrs. Veena K. Jain				

Standalone Notes

on accounts for the year ended March 31, 2024 | CIN: L18101MH1992PLC065136

(₹ in lakhs except as otherwise stated)

2.17.5 For the period of five years immediately preceding the date as at which the Balance Sheet is prepared:

- (i) No shares are been allotted as fully paid-up without payment being received in cash.
- (ii) The Company issued and allotted 49,300,148 fully paid up Bonus Equity shares of ₹ 10 each in the ratio of 4:1 (ie. 4 Bonus Equity shares for every 1 existing equity share of the Parent Company) to the shareholders who held shares on December 17, 2021 (Record date).
- (iii) No shares have been bought back by the Company.

2.17.6 Shares held by promoters as defined in the Companies Act, 2013 at the end of the year. refer note 2.54

2.18 Other Equity

Particulars	As at March 31, 2024	As at March 31, 2023
Securities Premium		
Balance at the beginning of the year	3,496.75	3,496.75
Balance at the end of the year	3,496.75	3,496.75
General Reserve		
Balance at the beginning of the year	5,375.63	5,375.63
Balance at the end of the year	5,375.63	5,375.63
Equity Instruments through OCI		
Balance at the beginning of the year	167.44	268.87
Add: Amount transferred during the period {net of tax of ₹ (9.40) lakhs (P.Y.: ₹ 9.67 lakhs)}	72.81	(101.43)
Less: Derecognition of equity instruments measuring at fair value through OCI	(124.03)	-
Balance at the end of the period	116.22	167.44
Retained Earnings		
Balance at the beginning of the year	35,539.54	28,515.64
Add: Profit for the year	15,452.24	11,928.10
	50,991.78	40,443.73
Add: Remeasurement of net defined benefit liability {net of tax of ₹ 47.82 lakhs (P.Y.: ₹ (8.69) lakhs)}	(142.20)	25.82
Less: Amount transferred to Cost contingency fund	(3,000.00)	-
Add: Derecognition of equity instruments measuring at fair value through OCI	124.03	-
	47,973.61	40,469.55
Less: Appropriations		
Interim Dividend	2,465.01	4,930.02
Balance at the end of the year	45,508.60	35,539.54
Cost Contingency fund		
Balance at the beginning of the year	-	-
Add: Amount transferred from Balance in the Statement of Profit and Loss	3,000.00	-
Balance at the end of the year	3,000.00	-
Business Progressive Fund		
Balance at the beginning of the year	4,000.00	4,000.00
Balance at the end of the year	4,000.00	4,000.00
	61,497.20	48,579.36

Standalone Notes

on accounts for the year ended March 31, 2024 | CIN: L18101MH1992PLC065136

(₹ in lakhs except as otherwise stated)

- 2.18.1** • **Securities Premium:** Securities Premium is credited when shares are issued at premium. It can be used to issue bonus shares, write-off equity related expenses like underwriting costs, etc.]
- **General Reserve:** Under the erstwhile Companies Act, 1956, general reserve was created through an annual transfer of net income at a specified percentage in accordance with applicable regulations. The purpose of these transfers was to ensure that if a dividend distribution in a given year is more than 10% of the paid-up capital of the Group for that year, then the total dividend distribution is less than the total distributable results for that year. Consequent to introduction of the Companies Act 2013, the requirement to mandatorily transfer a specified percentage of the net profit to general reserve has been withdrawn. However, the amount previously transferred to the general reserve can be utilised only in accordance with the specific requirements of the Companies Act, 2013.
- **Equity instruments through OCI -** This represents the cumulative gains and losses arising on the revaluation of equity instruments measured at FVTOCI, under an irrevocable option, net of amounts reclassified to retained earnings when such assets are disposed off.
- **Retained Earnings:** Retained Earnings are the profits the Company has earned till date, less any transfer to General Reserve, dividends or other distributions paid to the shareholders. The reserve can be utilised in accordance with the provisions of the Companies Act, 2013.
- **Business Progressive fund :** The Company has created "Business Progressive Fund" by appropriating a sum of ₹ Nil (P.Y. ₹ Nil) lakhs out of its profits to maintain normal growth in sluggish market conditions and support superior growth for long term. The said fund shall be for the purpose of launching & promoting new products, advertisement campaigns, promotional schemes and initial support to master stockiest and franchisees for development of retail business, reinforce existing channels of sales etc. The amount of fund is specifically earmarked and invested in liquid mutual funds or any other safe and highly liquid investments. The Company has made adequate provisions in accordance with Indian Accounting Standard (AS) -37 in normal course of business. INDAS-37 does not permit providing for expenses where present obligation does not exist or there is no fixed commitment.

Accordingly the Company has opted to create Cost Contingency Fund. Further addition to the aforesaid fund shall be reviewed from time to time considering business environment and conditions and the income accrued from the fund. Any accretion to the investment shall be credited to Statement of Profit and Loss.

Cost Contingency Fund : During the year, the Company created a Cost Contingency Fund from its reserves to be utilized in the event of exceptional or significant costs incurred during sluggish market conditions, new competition, pandemics, or natural calamities. The fund shall be used in accordance with the said objectives. The amount of fund is specifically earmarked and invested in liquid mutual funds or any other safe and highly liquid investments. The Company has made adequate provisions in accordance with Indian Accounting Standard (Ind AS) - 37 in normal course of business. Ind AS - 37 does not permit providing for expenses where present obligation does not exist or there is no fixed commitment.

Accordingly, the Company has opted to create Cost Contingency Fund. Further addition to the aforesaid fund shall be reviewed from time to time considering business environment and conditions and the income accrued from the fund. Any accretion to the investment shall be credited to Statement of Profit and Loss.

2.19 Lease Liabilities

Particulars	As at March 31, 2024	As at March 31, 2023
(Long Term)		
Lease Liabilities	1,424.34	1,286.52
	1,424.34	1,286.52

2.20 Provisions

Particulars	As at March 31, 2024	As at March 31, 2023
(Long term)		
Other Long Term Provisions	6.50	6.50
	6.50	6.50

Standalone Notes

on accounts for the year ended March 31, 2024 | CIN: L18101MH1992PLC065136

(₹ in lakhs except as otherwise stated)

2.21 Borrowings

Particulars	As at March 31, 2024	As at March 31, 2023
Secured Loan		
Cash Credit from Bank (payable on demand) (Secured by pari-passu first charge on Inventories and Trade Receivables)	-	1,582.13
Unsecured Loan		
Overdraft facility from Bank	247.81	-
Working Capital Loan from Bank	-	3,500.00
	247.81	5,082.13

2.21.1 The Company has not been declared wilful defaulter by any bank or financial institutions or government or any government authority.

2.21.2 The Company does not have any charges or satisfaction of charges which is yet to be registered with Registrar of Companies beyond the statutory period.

2.21.3 The Company has utilised the working capital loan towards the working capital requirements.

2.21.4 The revised quarterly returns or statements filed by the company with such banks or financial institutions are observed to be in agreement or the same are duly reconciled with the books of account and records maintained by the Company.

2.22 Lease Liabilities

Particulars	As at March 31, 2024	As at March 31, 2023
(Short term including current maturity of long term lease liability)		
Lease Liabilities	298.29	229.64
	298.29	229.64

2.23 Trade Payables

Particulars	As at March 31, 2024	As at March 31, 2023
a) Micro and Small Enterprises		
Materials	43.14	32.73
b) Other than Micro and Small Enterprises		
Materials	3,287.90	3,522.48
Expenses	1,029.40	1,253.58
	4,360.44	4,808.79

2.23.1 Disclosure u/s 22 of Micro, Small and Medium Enterprises Development Act, 2006 (MSMED Act)

Particulars	As at March 31, 2024	As at March 31, 2023
a) Principal amount remaining unpaid to micro and small enterprises (trade payable)	43.14	32.73
b) Principal amount remaining unpaid to micro and small enterprises (creditors for capital goods)	-	-
c) Interest amount remaining unpaid to micro and small enterprises	-	-
d) Principal amount paid beyond due date	-	-
e) Amount of Interest paid u/s 16 of MSMED Act	-	-

Standalone Notes

on accounts for the year ended March 31, 2024 | CIN: L18101MH1992PLC065136

(₹ in lakhs except as otherwise stated)

Particulars	As at March 31, 2024	As at March 31, 2023
f) Amount of Interest due and remaining unpaid	-	-
g) Amount of Interest accrued and remaining unpaid	-	-
h) The amount of further interest due and payable even in the succeeding year, until such date when the interest dues as above are actually paid to the small enterprise, for the purpose of disallowance as a deductible expenditure under section 23 of the above Act.	-	-
Above information is disclosed to the extent available with the Company		

2.23.2 For trade payable ageing schedule for the year ended, refer note 2.52(c)(ii).

2.24 Other Current Financial Liabilities

Particulars	As at March 31, 2024	As at March 31, 2023
Other Liabilities		
Security and Other Deposits	1,010.63	990.05
Salary and Wages payable	755.58	766.50
Employee Benefits	142.34	124.27
Unclaimed Dividend	13.14	10.06
(does not include any amount due and outstanding to be credited to the Investor Education and Protection Fund)		
	1,921.69	1,890.88

2.25 Other Current Liabilities

Particulars	As at March 31, 2024	As at March 31, 2023
Other Payables		
Capital Goods	18.01	47.19
Refund liability	2,805.37	3,342.60
Statutory Liabilities	243.83	372.51
Advance from Customers	428.61	358.51
	3,495.82	4,120.81

2.25.1 Upon the enactment of 'The payment of Bonus (Amendment) Act 2015' the Company had made additional provision for bonus amounting to ₹ 45.00 lakhs during the year 2015-16 pertaining to financial year 2014-15, Payment is not made pending final judgement from judicial authorities.

2.26 Provisions

Particulars	As at March 31, 2024	As at March 31, 2023
(Short Term)		
Provision for Gratuity	124.08	-
Provision for Employee Benefit	197.20	123.09
Provision for Expenses payable	1,464.58	934.96
Other Provisions (including schemes, incentives defective claims and discount expenses)	1,991.77	8,406.95
	3,777.63	9,464.99

Standalone Notes

on accounts for the year ended March 31, 2024 | CIN: L18101MH1992PLC065136

(₹ in lakhs except as otherwise stated)

2.27 Current Tax Liabilities (NET)

Particulars	As at March 31, 2024	As at March 31, 2023
Current tax liabilities (net of tax assets)	182.98	85.46
	182.98	85.46

2.28 Revenue from Operations

Particulars	For the year ended March 31, 2024	For the year ended March 31, 2023
A. Sales Income		
Sales of Apparel and Lifestyle Accessories/Products	85,516.71	77,424.04
	85,516.71	77,424.04
B. Other Operating Income		
Service Income	301.21	313.82
Export Incentives	181.01	145.53
Miscellaneous Operating Income	50.93	61.95
	533.15	521.30
Total Revenue from Operations	86,049.86	77,945.34

2.28.1 Refer note 2.62 for disclosures relating to Ind AS 115.

2.29 Other Income

Particulars	For the year ended March 31, 2024	For the year ended March 31, 2023
Interest income		
On financial asset measured at amortised cost	325.44	214.14
On financial asset measured at FVTPL	24.31	8.48
Dividend income		
From quoted equity investments measured at fair value through OCI	15.71	25.27
From quoted equity investments measured at FVTPL	0.40	-
Net gain on sale of current investments carried at FVTPL	48.61	359.82
Net gain on sale of Non current investments carried at FVTPL	37.52	-
Net gain on sale of Liquid Mutual funds carried at FVTPL	0.78	590.04
Fair value gain on financial instruments at FVTPL (Net)	3,112.32	666.18
Rent Income on Investment Property	116.30	108.00
Exchange Rate Fluctuation (Net)	15.44	33.56
Profit on Sale of Property Plant & Equipment (Net)	0.17	19.07
	3,697.00	2,024.56

2.30 Cost of Material Consumed

Particulars	For the year ended March 31, 2024	For the year ended March 31, 2023
a. Raw Material Consumed:		
Opening stock	619.21	1,059.95
Add: Purchases	16,129.50	19,563.00
	16,748.71	20,622.95

Standalone Notes

on accounts for the year ended March 31, 2024 | CIN: L18101MH1992PLC065136

(₹ in lakhs except as otherwise stated)

Particulars	For the year ended March 31, 2024	For the year ended March 31, 2023
Less: Sale of raw material	4,158.93	4,756.31
Less: Closing stock	1,247.02	619.21
	11,342.76	15,247.43
b. Semi-Finished Goods	14,129.22	19,738.22
c. Packing Material, Accessories and others	2,842.56	3,618.27
d. Stores, Chemicals and Consumables	1,350.15	1,623.38
	29,664.69	40,227.30

2.31 Changes in Inventories of Finished Goods, Stock in Trade and Work in Progress

Particulars	For the year ended March 31, 2024	For the year ended March 31, 2023
Opening stock		
Work - in- Progress	3,068.99	3,826.73
Traded Goods	246.23	157.92
Finished goods	12,427.36	5,948.96
	15,742.58	9,933.61
Closing Stock		
Work - in- Progress	1,277.42	3,068.99
Traded Goods	96.80	246.23
Finished goods	5,063.13	12,427.36
	6,437.35	15,742.58
	9,305.23	(5,808.97)

2.32 Employee Benefit Expenses

Particulars	For the year ended March 31, 2024	For the year ended March 31, 2023
Salary, Wages and Allowances	9,557.36	8,796.07
Contribution to Provident and other Funds	517.55	594.46
Bonus and Ex-gratia	143.43	128.07
Gratuity	130.05	125.51
Leave Benefits	51.22	45.30
Staff Welfare	131.10	96.87
	10,530.71	9,786.28

2.33 Finance Costs

Particulars	For the year ended March 31, 2024	For the year ended March 31, 2023
Bank Charges	4.11	4.82
Finance Charges	178.71	214.67
Interest on Working Capital Loan	253.12	419.04
	435.94	638.53

Includes interest expenses on lease liabilities of ₹ 144.60 lakhs (PY. 101.94 lakhs)

Standalone Notes

on accounts for the year ended March 31, 2024 | CIN: L18101MH1992PLC065136

(₹ in lakhs except as otherwise stated)

2.34 Manufacturing and Operating Expenses

Particulars	For the year ended March 31, 2024	For the year ended March 31, 2023
Embroidery Expenses	330.25	325.79
Electricity Expenses (net of credit received from windmill)	220.66	256.21
Factory Rent	73.52	63.62
General Factory Expenses	36.43	47.53
Processing Charges	3,967.07	5,210.12
Fuel Expenses	811.10	1,164.43
Water Charges	125.95	139.66
Waste Disposal Charges	127.85	151.56
Repairs & Maintenance	347.81	283.51
Wind Turbine Expenses	15.81	16.91
	6,056.45	7,659.34

2.35 Administrative & Other Expenses

Particulars	For the year ended March 31, 2024	For the year ended March 31, 2023
Rent, Rates and Taxes	366.90	311.82
Communication Expenses	43.14	39.73
Insurance Premium (net of recoveries)	144.07	106.64
Legal and Professional Fees	1,278.68	827.05
Printing and Stationery	48.05	41.99
Donations	16.08	21.14
Corporate social responsibility	175.00	131.51
Vehicle Expenses	247.66	143.80
Auditors Remuneration	88.65	70.34
Conveyance Expenses	161.17	81.70
Electricity Expenses	174.51	132.67
Repairs & Maintenance	466.70	411.34
Directors Sitting Fees	29.60	28.80
General Office Expenses	757.95	724.74
Bad Debts	1,251.97	209.57
(Reversal)/Allowance for expected credit loss (Net) (refer note 2.50 b)	(540.00)	350.00
	4,710.13	3,632.84

2.36 Selling & Distribution Expenses

Particulars	For the year ended March 31, 2024	For the year ended March 31, 2023
Advertisement and Publicity Expenses	1,892.53	2,576.01
Sales Promotion Expenses	423.75	196.63
Clearing and forwarding charges on Sales	559.60	486.68
Tour and Travelling Expenses (Net of recoveries)	1,240.74	1,004.61
Commission on Sales	259.63	181.11
	4,376.25	4,445.04

Standalone Notes

on accounts for the year ended March 31, 2024 | CIN: L18101MH1992PLC065136

(₹ in lakhs except as otherwise stated)

2.37 Aggregate Amounts

Particulars	For the year ended March 31, 2024	For the year ended March 31, 2023
Rent including Common Area Maintenance Charges	329.56	261.95
Electricity Expenses (net of credit received from windmill)	395.17	388.88
Repair & Maintenance (Building)	742.17	567.10
Repair & Maintenance (Machinery)	88.16	144.67
General Expenses	794.36	772.27

2.38 Auditors Remuneration

Particulars	For the year ended March 31, 2024	For the year ended March 31, 2023
As Auditors	50.40	42.25
For Taxation matters	23.25	28.00
For Others matters	15.00	-
For Reimbursement of Expenses	-	0.09
Total	88.65	70.34

2.39 Employee Benefits:

a) Defined benefit gratuity plan (funded)

In respect of Gratuity, the Company makes annual contribution to the employee group gratuity scheme of the Life Insurance Corporation of India, funded defined benefits plan for employees. The scheme provided for lump sum payments to vested employees at retirement, death while in employment or on termination of employment of an amount equivalent to 15 days salary for each completed year of service or part thereof in excess of six months. Vesting occurs upon completion of five years of service.

The Company has provided for gratuity based on the actuarial valuation done as per Project Unit Credit Method. The following table sets out for the status of gratuity plan:

Disclosure in respect of gratuity liability

Reconciliation of Defined Benefit Obligation (DBO):	As at March 31, 2024	As at March 31, 2023
Present value of DBO at start of the year	975.73	970.13
Interest Cost	70.25	66.94
Current Service Cost	135.92	130.87
Past Service Cost	-	-
Benefit Paid	(161.62)	(147.47)
Re-measurements:		
a. Actuarial Loss/(Gain) from changes in demographic assumptions	-	-
b. Actuarial Loss/(Gain) from changes in financial assumptions	149.05	(23.26)
c. Actuarial Loss/(Gain) from experience over the past period	24.79	(21.48)
Present value of DBO at end of the year	1,194.12	975.73

Standalone Notes

on accounts for the year ended March 31, 2024 | CIN: L18101MH1992PLC065136

(₹ in lakhs except as otherwise stated)

Reconciliation of Fair Value of Plan Assets:	As at March 31, 2024	As at March 31, 2023
Fair Value of Plan Assets at the beginning of the year	1,091.73	1,002.92
Interest Income on Plan Assets	76.12	72.30
Contributions by Employer	80.00	174.21
Benefit Paid	(161.62)	(147.47)
Re-measurements:		
a. Actuarial (Loss)/Gain from changes in financial assumptions	-	-
b. Return on plan assets excluding amount included in net interest on the net defined benefit liability/ (asset)	(16.19)	(10.23)
c. Re-measurements on Plan Assets Gain/ (Loss)	-	-
Fair Value of Plan Assets at the end of the year	1,070.04	1,091.73
Actual Return on Plan Assets	59.93	62.07

Amount recognized in the Balance Sheet:	As at March 31, 2024	As at March 31, 2023
Present value of DBO at the end of the year	1,194.12	975.73
Fair Value of Plan Assets at the end of the year	1,070.04	1,091.73
Net Asset / (Liability) in the Balance Sheet	(124.08)	116.00

Gratuity recognized in the Statement of Profit and Loss	For the year ended March 31, 2024	For the year ended March 31, 2023
Current Service Cost	135.92	130.87
Past Service Cost	-	-
Net Interest on net defined benefit liability/ (asset)	(5.87)	(5.36)
Expense Recognized in Statement of Profit and Loss	130.05	125.51

Principal Assumption used in determining Gratuity liability	For the year ended March 31, 2024	For the year ended March 31, 2023
Discount Rate	7% p.a.	7.20% p.a.
Interest rate for net interest on net DBO	7.20% p.a.	6.90% p.a.
Withdrawal Rate	Upto age 35 years: 10% p.a. Above age 35 years: 5% p.a.	Upto age 35 years: 10% p.a. Above age 35 years: 5% p.a.
Salary Escalation	6.5% p.a.	5% p.a.
Mortality Table	IALM 2012-14 Ult	IALM 2012-14 Ult
Expected average remaining working life	9 Years	9 Years
Retirement Age	58 years	58 years

Movement in Other Comprehensive Income	As at March 31, 2024	As at March 31, 2023
Balance at start of year (loss)/gain	235.48	200.97
<i>Re-measurements on DBO</i>		
a. Actuarial (Loss)/Gain from changes in demographic assumptions	-	-
b. Actuarial (Loss)/Gain from changes in financial assumptions	(149.05)	23.26
c. Actuarial (Loss)/Gain from experience over the past period	(24.79)	21.48

Standalone Notes

on accounts for the year ended March 31, 2024 | CIN: L18101MH1992PLC065136

(₹ in lakhs except as otherwise stated)

Movement in Other Comprehensive Income	As at March 31, 2024	As at March 31, 2023
<i>Re-measurements on Plan Assets</i>		
a. Actuarial (Loss)/Gain from changes in financial assumptions	-	-
b. Return on Plan assets, excluding amount included in net interest on the net defined benefit liability/ (asset)	(16.19)	(10.23)
c. Re-measurements on Plan Assets Gain/ (Loss)	-	-
Balance at end of year (loss)/gain	45.45	235.48

Movement in Surplus/ (Deficit)	As at March 31, 2024	As at March 31, 2023
Surplus/ (Deficit) at start of year	116.00	32.79
<i>Movement during the year</i>		
Current Service Cost	(135.92)	(130.87)
Past Service Cost	-	-
Net Interest on net DBO	5.87	5.36
Actuarial gain/ (loss)	(190.03)	34.51
Contributions	80.00	174.21
Surplus/ (Deficit) at end of year	(124.08)	116.00

Other disclosures	As at March 31, 2024	As at March 31, 2023	As at March 31, 2022	As at March 31, 2021	As at March 31, 2020
Defined benefit obligation	1194.12	975.73	970.13	876.74	1,020.49
Plan assets	1,070.04	1,091.73	1,002.92	1,034.51	786.05
Surplus/ (deficit)	(124.08)	116.00	32.79	157.77	(234.44)
Experience adjustments on plan liabilities - loss/ (gain)	24.79	(21.48)	92.80	(97.03)	(90.15)
Experience adjustments on plan Assets - (loss)/ gain*	-	-	-	-	-

*Information is disclosed to the extent available

Sensitivity Analysis	As at March 31, 2024		As at March 31, 2023	
	Increases 1%	Decreases 1%	Increases 1%	Decreases 1%
	Change in DBO (Amount)		Change in DBO (Amount)	
Salary Growth Rate	102.58	(91.00)	77.85	(69.03)
Discount Rate	(94.33)	108.03	(67.10)	76.92
Withdrawal Rate	0.68	(1.12)	7.84	(9.09)

Maturity profile:

The average expected remaining life time of the plan members is 9 years (P.Y.: 9 years) as at the date of valuation. This represents the weighted average of the expected remaining lifetime of all plan participants.

The sensitivity analysis above has been determined based on reasonably possible changes of the respective assumptions occurring at the end of the reporting period and may not be representative of the actual change. It is based on a change in the key assumption while holding all other assumptions constant. When calculating the sensitivity to the assumption, the method (Projected Unit Credit Method) used to calculate the liability recognized in the balance sheet has been applied. The methods and types of assumptions used in preparing the sensitivity analysis did not change compared with the previous period.

Standalone Notes

on accounts for the year ended March 31, 2024 | CIN: L18101MH1992PLC065136

(₹ in lakhs except as otherwise stated)

100% of the plan assets held by gratuity trust comprises of employees group gratuity scheme with Life Insurance Corporation of India. The estimates of future salary increase, considered in actuarial valuation, take account of inflation, seniority, promotion and other relevant factors such as supply and demand factors in the employment market. The expected rate of return on plan assets comprising of Insurance Policy with LIC of India is based on the historical results of returns given by LIC of India.

The Company expects to contribute ₹ 150.00 lakhs to gratuity trust for contribution to LIC of India in financial year 2024-25.

b) Disclosure in respect of leave entitlement liability:

Leave entitlement is short term benefit which is recognized as an expense at the un-discounted amount in the year in which the related service is rendered and disclosed under other financial liabilities.

c) Death in service benefit:

The Company has taken group term policy from an insurance Company to cover its obligation for death in service benefit given to eligible employees. The insurance premium of ₹ 50.08 lakhs (P.Y. ₹ 60.03 lakhs) is recognized in Statement of Profit and Loss.

d) Defined Contribution Plans:

The Company contributes towards Employees Provident Fund, Employees State Insurance, National Pension Scheme and Labour Welfare Fund. The aggregate amount contributed and charged to Statement of Profit and Loss is ₹ 517.55 lakhs (P.Y. ₹ 594.46 lakhs), also refer note 2.32.

e) The Hon'ble Supreme Court of India ("SC") by its order dated February 28, 2019, in the case of Surya Roshani Limited & others V/s EPFO, set out the principles based on which allowances paid to the employees should be identified for inclusion in basic wages for the purposes of computation of Provident Fund contribution. Based on the same, the company has changed its Salary Structure from April 1, 2019, but impact of the previous years is not ascertainable, since the retrospective date of applicability of the same is not yet clarified.

2.40 Related Party Disclosure:

Disclosures as per Ind AS 24 – 'Related Party Disclosures' are given below:

a) Related Parties where i) control exists and ii) where significant influence exists (with whom transaction have taken place during the year).

Wholly Owned Subsidiary(ies):

K-Lounge Lifestyle Limited, Refer note 2.64(a)

Kewal Kiran Lifestyle Limited (DOI 11th Mar, 2024), Refer note 2.64 (b)

Joint Ventures:

White Knitwear Private Limited

Enterprises where Key Management Personnel (KMP) and their close members have significant influence:

Smt. Jatnobai Karamchandji Ratanparia Chouhan Charitable Trust

Kewal Kiran Finance Private Limited

Lord Gautam Charitable Foundation

Standalone Notes

on accounts for the year ended March 31, 2024 | CIN: L18101MH1992PLC065136

(₹ in lakhs except as otherwise stated)

Key Management Personnel:

Kewalchand P. Jain	Chairman & Managing Director
Hemant P. Jain	Jt. Managing Director
Dinesh P. Jain	Whole-time Director
Vikas P. Jain	Whole-time Director
Prakash A. Mody	Independent Director (Till March 31, 2024)
Nimish G. Pandya	Independent Director (Till March 31, 2024)
Yogesh A. Thar	Independent Director (Till March 31, 2024)
Drushti R. Desai	Independent Director
Jayraj S. Sheth	Independent Director (w.e.f January 20, 2024)
Ushma S. Sule	Independent Director (w.e.f January 20, 2024)
Pareesh H. Clerks	Independent Director (w.e.f January 20, 2024)
Bharat Adnani	Chief Financial Officer
Nimesh Anandpara	Dy. Chief Financial Officer
Abhijit Warange	Company Secretary

Close Members / Other concerns of Key Management Personnel (In cases where transactions are there):

Shantaben P. Jain (Mother of Key Management Personnel)

Veena K. Jain (Wife of Kewalchand P. Jain.)

Lata H. Jain (Wife of Hemant P. Jain)

Sangeeta D. Jain (Wife of Dinesh P. Jain)

Kesar V. Jain (Wife of Vikas P. Jain)

Pankaj K. Jain (Son of Kewalchand P. Jain)

Hitendra H. Jain (Son of Hemant P. Jain)

Yash V. Jain (Son of Vikas P. Jain)

Jai D. Jain (Son of Dinesh P. Jain)

Nami D. Jain (Daughter of Dinesh P. Jain)

Krushika D. Jain (Daughter of Dinesh P. Jain)

Kewalchand P. Jain (HUF)

Hemant P. Jain (HUF)

Dinesh P. Jain (HUF)

Vikas P. Jain (HUF)

P.K. Jain Family Holding Trust

Pandya & Co. (Controlled by Mr. Nimish G. Pandya)

Employee Funds:

Kewal Kiran Clothing Limited – Employee Group Gratuity Scheme.

b) The transactions with related parties are made in the normal course of business and on terms equivalent to those that prevail in arm's length transactions. Outstanding balances at the year-end are unsecured and interest-free and settlement occurs in cash. There have been no guarantees provided or received for any related party receivables or payables. The below transactions are as per approval of Audit Committee. The Company has not recorded any impairment of receivables relating to amounts owed by related parties. This assessment is undertaken each financial year through examining the financial position of the related party and the market in which the related party operates.

Standalone Notes

on accounts for the year ended March 31, 2024 | CIN: L18101MH1992PLC065136

(₹ in lakhs except as otherwise stated)

Nature of Transaction	Enterprises Where KMP & their close members have significant influence	Wholly Owned Subsidiary	Close Members/ Other Concerns of Key Management Personnel	Key Management Personnel	Employee Funds
Rent Expenses	-	-	9.18	29.89	-
	(-)	(-)	(9.18)	(29.89)	(-)
Managerial Remuneration	-	-	-	698.26	-
	(-)	(-)	(-)	(610.96)	(-)
Salary	-	-	163.58	-	-
	(-)	(-)	(135.00)	(-)	(-)
Sitting Fees Paid	-	-	-	29.60	-
	(-)	(-)	(-)	(28.80)	(-)
Dividend Paid	0.98	-	1,262.60	567.02	-
	(1.72)	(-)	(2,525.20)	(1,134.04)	(-)
CSR (Donation)	175.00	-	-	-	-
	(131.51)	(-)	(-)	(-)	(-)
Contribution to Gratuity Fund	-	-	-	-	80.00
	(-)	(-)	(-)	(-)	(174.21)
Legal & Professional Services received	-	-	0.50	-	-
	(-)	(-)	(1.40)	(-)	(-)
Purchase/ Subscription of Investment	-	300.00	-	-	-
	(-)	(-)	(-)	(-)	(-)
Purchase of Property	-	-	-	-	-
	(135.00)	(-)	(-)	(-)	(-)
Loan Given	-	-	-	-	-
	(-)	(276.62)	(-)	(-)	(-)
Loan received back	-	286.12	-	1.00	-
	(-)	(-)	(-)	(3.00)	(-)
Interest Income	-	9.65	-	-	-
	(-)	(10.56)	(-)	(-)	(-)

Outstanding Balances	As at March 31, 2024	As at March 31, 2023
Trade and Salary Payable		
Close Members/ Other Concerns of Key Management Personnel	25.18	13.45
Key Management Personnel	200.25	231.45
Trade Receivable & Advances		
Employee Funds	-	116.00

Standalone Notes

on accounts for the year ended March 31, 2024 | CIN: L18101MH1992PLC065136

(₹ in lakhs except as otherwise stated)

Outstanding Balances	As at March 31, 2024	As at March 31, 2023
Other Payable		
Employee Funds	124.08	-
Deposit Receivable		
Close Members/ Other Concerns of Key Management Personnel	4.59	4.59
Key Management Personnel	3.24	3.24
Investments		
Joint Venture	345.50	345.50
Wholly Owned Subsidiary	800.00	500.00
Loans		
Subsidiary (including interest accrued)	-	286.12
Key Management Personnel	-	1.00

c) Disclosure in respect of material transactions with related parties during the year:

Nature of Transaction	Nature of relationship	Name of the related party	Amount	
Rent Expenses	Key Management Personnel	Kewalchand P. Jain	9.98	
			(9.98)	
		Hemant P. Jain	8.60	
			(8.60)	
		Dinesh P. Jain	5.66	
		(5.66)		
			Vikas P. Jain	5.66
			(5.66)	
		Close Members/ Other Concerns of Key Management Personnel	Shantaben P. Jain	9.18
			(9.18)	
Managerial Remuneration (Salary)	Key Management Personnel	Kewalchand P. Jain	125.00	
			(125.00)	
		Hemant P. Jain	125.00	
			(125.00)	
		Dinesh P. Jain	125.00	
			(125.00)	
		Vikas P. Jain	125.00	
			(125.00)	
		Bharat Adnani	75.30	
			(12.94)	
		Nimesh Anandpara	62.96	
		(51.01)		
		Abhijit Warange	60.00	
		(47.00)		

Standalone Notes

on accounts for the year ended March 31, 2024 | CIN: L18101MH1992PLC065136

(₹ in lakhs except as otherwise stated)

Nature of Transaction	Nature of relationship	Name of the related party	Amount	
Salary	Close Members/ Other Concerns of Key Management Personnel	Pankaj K. Jain	50.00 (50.00)	
		Hitendra H. Jain	50.00 (50.00)	
		Jai D. Jain	8.33 (10.00)	
		Yash V. Jain	27.33 (20.00)	
		Nami D. Jain	9.58 (5.00)	
		Krushika D. Jain	18.33 (-)	
		Enterprises Where KMP & their close members have significant influence	Kewal Kiran Finance Private Limited	0.98 (1.72)
			Shantaben P. Jain (Trustee/Beneficiary of P. K. Jain Family Holding Trust)	1,230.60 (2,461.20)
			Veena K. Jain	3.20 (6.40)
			Lata H. Jain	3.20 (6.40)
Dividend Paid	Close Members/ Other Concerns of Key Management Personnel	Sangeeta D. Jain	3.20 (6.40)	
		Kesar V. Jain	3.20 (6.40)	
		Pankaj K. Jain	3.20 (6.40)	
		Hitendra H. Jain	3.20 (6.40)	
		Kewalchand P. Jain (HUF)	3.20 (6.40)	
		Hemant P. Jain (HUF)	3.20 (6.40)	
		Dinesh P. Jain (HUF)	3.20 (6.40)	
		Vikas P. Jain (HUF)	3.20 (6.40)	

Standalone Notes

on accounts for the year ended March 31, 2024 | CIN: L18101MH1992PLC065136

(₹ in lakhs except as otherwise stated)

Nature of Transaction	Nature of relationship	Name of the related party	Amount		
	Key Management Personnel	Kewalchand P. Jain	138.12 (276.24)		
		Hemant P. Jain	138.38 (276.77)		
		Dinesh P. Jain	145.97 (291.93)		
		Vikas P. Jain	144.36 (288.73)		
		Nimesh Anandpara	0.18 (0.37)		
		Contribution to Gratuity Fund	Employee Funds	Employee Fund	80.00 (174.21)
		Corporate Social Responsibility	Enterprises where KMP & their close members have significant influence	Smt. Jatnobai Karamchandji Ratanparia Chouhan Charitable Trust	175.00 (131.51)
Donations	Enterprises where KMP & their close members have significant influence	Lord Gautam Charitable Foundation	1.00 (-)		
Legal & Professional Services received	Close Members/ Other Concerns of Key Management Personnel	Pandya & Co.	0.50 (1.40)		
Purchase/ Subscription of Investment	Wholly Owned Subsidiary	K-Lounge Lifestyle Limited	300.00 (-)		
Purchase of Property	Enterprises where KMP & their close members have significant influence	Kewal Kiran Enterprises	- (135.00)		
Loan Given	Wholly Owned Subsidiary	K-Lounge Lifestyle Limited	- (276.62)		
Loan received back	Wholly Owned Subsidiary	K-Lounge Lifestyle Limited	286.12 (-)		
Interest Income	Wholly Owned Subsidiary	K-Lounge Lifestyle Limited	9.65 (10.56)		

Note:

- Figures in brackets represent corresponding amount of previous year.
- Above transactions exclude reimbursement of expenses.
- In case of KMP under the Companies Act, 2013, managerial remuneration excludes gratuity provision as it is determined on actuarial basis for the Company as a whole.

Standalone Notes

on accounts for the year ended March 31, 2024 | CIN: L18101MH1992PLC065136

(₹ in lakhs except as otherwise stated)

d) Compensation to KMP of the Company:

Nature of Benefits#	For the year ended March 31, 2024	For the year ended March 31, 2023
Short-term employee benefits (including Sitting Fees)	727.86	639.76
Post-employment gratuity and medical	-	-
Other long-term benefits	-	-
Share-based payment transactions	-	-
Termination Benefits	-	-
Total	727.86	639.76

#The aforesaid amounts exclude gratuity provision as it is determined on actuarial basis for the Company as a whole.

e) Loans or Advances in the nature of loans granted to promoters, directors, KMPs and the related parties:

Type of Borrower	For the year ended March 31, 2024	% of Total Loans & Advances	For the year ended March 31, 2023	% of Total Loans & Advances
Promoters	-	-	-	-
Directors	-	-	-	-
KMP	-	-	1.00	0.35%
Related Parties	-	-	286.12	99.65%
Total	-	-	287.12	100%

2.41 Leases - Ind AS 116:

a) As Lessee:

The Company's lease asset primarily consists of leases for shop premises and factory building.

Following is the information pertaining to leases:

Particulars	For the year ended March 31, 2024	For the year ended March 31, 2023
(a) Depreciation Charge for Right to Use Asset	366.40	233.54
(b) Interest Expense on Lease Liability	144.60	101.94
(c) Expense relating to short term leases accounted in profit & loss	232.04	211.94
(d) Total Cash Outflow for Leases for the year	390.17	271.34
(e) Additions to Right to use Assets	660.66	1,160.83
(f) Carrying Amount of Right to use Assets at year end	1,896.89	1,602.64
(g) Lease Liability at year end	1,722.63	1,516.16

Table showing contractual maturities of lease liabilities on undiscounted basis:

Particulars	As at March 31, 2024	As at March 31, 2023
Due not later than one year	422.77	340.87
Due later than one year but not later than five years	1,191.55	1,065.61
More than 5 years	485.02	594.88
Total	2,099.34	2,001.36

Standalone Notes

on accounts for the year ended March 31, 2024 | CIN: L18101MH1992PLC065136

(₹ in lakhs except as otherwise stated)

b) As Lessor:

The Company has given certain part of its property on operating lease. These lease arrangements are for a period of 9 years and cancellable solely at discretion of the lessees. Rental income from leasing of property of ₹ 116.30 lakhs (P.Y. ₹ 108.00 lakhs) is recognized in the Statement of Profit and Loss. The initial direct cost (if any) is charged off to expenses in the year in which it is incurred.

The Company has not given any property under non -cancellable operating lease.

The following table sets out a maturity analysis of lease payments, showing the undiscounted lease payments to be received after the reporting date/Annual undiscounted lease payments receivable is as under:

Particulars	Upto 1 year	1-2 years	2-3 years	3-4 years	4-5 years	Beyond 5 years	Total
As at 31-3-2024	119.40	92.14	0.84	-	-	-	212.38
As at 31-3-2023	116.30	119.40	92.14	0.84	-	-	328.68

2.42 Disclosure regarding Derivative Instrument and Unhedged Foreign Currency Exposure:

There are no open derivatives / forward exchange contracts as at year end. The year-end foreign currency exposures that have not been hedged by a derivative instrument or otherwise are given below:

Particulars	Currency	As at March 31, 2024		As at March 31, 2023	
		Amt. in Foreign Currency	Amount	Amt. in Foreign Currency	Amount
Trade Receivables	USD	-	-	1,75,252.38	131.17
Trade Payables	USD	-	-	-	-
Advance from Customer	USD	1,51,782.78	126.50	1,977.20	1.62
Foreign currency in hand	Multiple	61,949.95	1.79	2,094.95	0.46

Note: The above figures do not include open purchase orders/sales orders.

2.43 Provisions:

Disclosure as per Ind AS 37 – Provisions, Contingent Liabilities and Contingent Assets are given below:

Particulars	Other Provisions (including schemes, incentives, defective claims and discount expenses)	
	For the year ended March 31, 2024	For the year ended March 31, 2023
Opening Balance	8,406.95	7,062.02
Addition	10,378.37	13,346.75
Utilization	16,172.55	11,026.82
Reversal	621.00	975.00
Closing Balance	1,991.77	8,406.95

The above Provision has been grouped under the head 'Current Provisions' in Note 2.26.

The timing of the outflow is dependent on various aspects / fulfillment of conditions and occurrence of events. Such provisions are made based on the past experience and assessment of rates and taxes. However, it is most likely that outflow is expected to be within a period of one year from the date of Balance Sheet.

Standalone Notes

on accounts for the year ended March 31, 2024 | CIN: L18101MH1992PLC065136

(₹ in lakhs except as otherwise stated)

2.44 Contingent Liabilities:

a) Disputed demands in respect of income tax not acknowledged as debt by the Company of ₹ 71.83 lakhs (P.Y. ₹ 83.16 lakhs). Future cash outflows in respect of above are dependent on outcome of matter under dispute.

In addition to the above, in respect of Assessment year 2005-2006, there was tax demand of ₹ 68.94 lakhs (P.Y. ₹ 68.94 lakhs) which had been adjusted by the tax authorities against refund due to the Company in respect of other years. During FY. 2015-16, the Company had received favourable Order passed by the ITAT, Mumbai against which the Income Tax Department has filed the appeal before the Bombay High Court and was admitted dated November 27, 2021. Subsequently to year end, the aforementioned appeal has been withdrawn by the Income Tax Department. As a result, the demand now stands at ₹ Nil.

Future cash outflows in respect of above are dependent on outcome of matter under dispute.

b) Bank guarantees by the given bank on behalf of the Company of ₹ 143.30 lakhs (P.Y. ₹ 206.69 lakhs).

c) The Company had in earlier years purchased capital assets under EPCG license against which the Company does not have any balance export obligation at the end of the year.

As at the year-end, amount of outstanding bonds executed by the Company in favour of customs authority aggregates to Nil (P.Y. ₹ Nil).

d) The company's contingent liability and capital/other commitment in relation to joint venture Nil (P.Y. ₹ Nil).

Note: No outflow of resources is expected in respect of Para (b) and (c).

2.45 Estimated amount of contracts remaining to be executed on:

a) Capital Commitment:

- Purchase of Machineries and Vehicles – ₹ 167.60 lakhs (P.Y. ₹ 180.00 lakhs).
- Construction of Building – ₹ Nil (P.Y. ₹ 100.00 lakhs).

b) Other commitments:

Capital Contribution Commitment for investment in Alternate Investment Fund(AIF):

- Sistema Asia Fund ₹ 40.00 lakhs (P.Y. ₹ 42.00 lakhs).
- Somerset Indus Healthcare India Fund – ₹ 5.45 lakhs (P.Y. ₹ 34.20 lakhs).

2.46 Income Taxes (Ind AS 12):

a) Income tax expense in the statement of profit and loss consists of:

Particulars	For the year ended March 31, 2024	For the year ended March 31, 2023
Current income tax:		
In respect of the current year	4,170.00	3,771.31
In respect of the prior years - Short/(Excess)	(152.70)	-
Deferred tax:		
In respect of the current year - Charge/(Credit)	498.42	8.00
Income tax expense recognized in the statement of profit or loss	4,515.72	3,779.31

b) Income tax recognized in other comprehensive income:

Particulars	For the year ended March 31, 2024	For the year ended March 31, 2023
Deferred tax arising on income and expense recognized in OCI		
a) Re-measurement of the net defined benefit plan	47.82	(8.69)
b) Financial assets at fair value	(9.40)	9.67
Income tax expense recognized in other comprehensive income	38.42	0.98

Standalone Notes

on accounts for the year ended March 31, 2024 | CIN: L18101MH1992PLC065136

(₹ in lakhs except as otherwise stated)

c) Reconciliation of Effective Tax Rate:

Particulars	As at March 31, 2024	As at March 31, 2023
Applicable tax rate (%)	25.168%	25.168%
Profit before tax	19,967.96	15,707.41
Current tax expenses on Profit before tax as per applicable tax rate	5,025.54	3,953.24
Tax effect of the amounts which are not deductible/(taxable) in calculating taxable income		
Effect of Income not considered for tax purpose (Fair value changes etc.)	(374.00)	(223.58)
Effect of Tax paid at a lower rate	(4.81)	(6.54)
Effect of expenses that are not deductible in determining taxable profits	48.09	53.06
Effect of expenses that are deductible in determining taxable profits	(41.76)	-
Other Items	15.36	3.13
Total income tax expense/(credit)	4,668.42	3,779.31
The effective tax rate	23.38%	24.06%
Excess Provision for Taxes of Earlier Years	(152.70)	-
Income tax expense recognized in the statement of profit or loss	4,515.72	3,779.31

There is no income surrendered or disclosed as income during the current or previous year in the tax assessments under the Income Tax Act, 1961, that has not been recorded in the books of account.

d) Deferred tax note:

The tax effect of significant temporary differences that resulted in deferred income tax assets and liabilities are as follows:

Particulars	Balance Sheet		Statement of Profit & Loss Account	
	As at March 31, 2024	As at March 31, 2023	For the year ended March 31, 2024	For the year ended March 31, 2023
Deferred Tax Assets:				
Provision for Assets	544.99	684.50	(139.51)	85.71
Lease Liabilities	433.59	373.27	60.32	248.76
Others	180.43	114.48	65.95	(279.36)
Total (A)	1,159.01	1,172.25	(13.24)	55.11
Deferred Tax Liability:				
PPE (including right of use assets)	742.07	704.62	37.45	19.41
Tax on Fair Value gain	848.94	439.63	409.31	43.70
Total (B)	1,591.01	1,144.25	446.76	63.11
Deferred Tax Asset / (Liabilities) (A-B)	(432.00)	28.00	460.00	(8.00)

Also refer note 2.6.1

e) Reconciliation of deferred tax assets/(liabilities) (net):

Particulars	For the year ended March 31, 2024	For the year ended March 31, 2023
Opening Balance	28.00	36.00
Tax income/(expense) recognised in profit or loss	(498.42)	(8.00)
Tax income/(expense) recognised in other comprehensive income	38.42	-
Closing Balance	(432.00)	28.00

Standalone Notes

on accounts for the year ended March 31, 2024 | CIN: L18101MH1992PLC065136

(₹ in lakhs except as otherwise stated)

2.47 Corporate Social Responsibility:

As per Section 135 of the Companies Act, 2013, the company has spent on Corporate Social Responsibility as per its CSR policy.

- Gross amount required to be spent by the company during the year is ₹ 172.61 lakhs (P.Y. ₹ 131.51 lakhs)
- The amount approved by the board during the year is ₹ 172.61 lakhs (P.Y. ₹ 131.51 lakhs)
- Amount spent during the year on:

Sr.	Particulars	In Cash (Amount)	Yet to be paid (Amount)	Total (Amount)
(i)	Construction / acquisition of any asset	-	-	-
		(-)	(-)	(-)
(ii)	On purposes other than (i) above	175.00	-	175.00
		(131.51)	(-)	(131.51)

Note:

- Figures in brackets represent corresponding amount of previous year.
 - Cash flow from operating activities includes CSR amounting to ₹ 175.00 lakhs (P.Y. ₹ 131.51 lakhs)
- Shortfall at the end of the year – ₹ Nil
 - Nature of CSR activity – Promoting Health care including Preventive Health care.
 - Refer note no. 2.40 for transactions with related parties.

2.48 Disclosure as per Regulation 34 (3) of the SEBI (Listing Obligations and Disclosure Requirements) Regulations, 2015 and Section 186 of the Companies Act, 2013:

- Loan Given to Subsidiary:

Name of Company	Terms	Maximum balance outstanding during the year		Amount Outstanding	
		As at March 31, 2024	As at March 31, 2023	As at March 31, 2024	As at March 31, 2023
K-Lounge Lifestyle Ltd	Interest rate 7.5% p.a., repayment on demand	286.23	286.12*	-	286.12*

*includes interest accrued thereon.

The loan has been utilized for meeting the business requirements by subsidiary company.

- Refer note 2.2 for Investments in Subsidiary(ies) and Joint Venture.
- Particulars of Loans, Guarantees or Investments pursuant to section 186(4) of the Companies Act, 2013.

Amount outstanding as at year end:

Particulars	As at March 31, 2024	As at March 31, 2023
Loans given (includes interest accrued thereon)*	-	286.12
Guarantee given	-	-
Investments made*	34,771.96	29,934.33

*Also Refer note no. 2.2, 2.3, 2.10 and 2.12.

Standalone Notes

on accounts for the year ended March 31, 2024 | CIN: L18101MH1992PLC065136

(₹ in lakhs except as otherwise stated)

2.49 Fair Value Measurement:

The management assessed that cash and bank balances, trade receivables, trade payables, cash credits and other financial assets and liabilities approximate their carrying amounts largely due to the short-term maturities of these instruments.

The fair values of the financial assets and liabilities are included at the amount at which the instrument could be exchanged in a current transaction between willing parties, other than in a forced or liquidation sale.

The Company has established the following fair value hierarchy that categorises the values into 3 levels. The inputs to valuation techniques used to measure fair value of financial instruments are:

- Level 1:** This hierarchy uses quoted (unadjusted) prices in active markets for identical assets or liabilities. The fair value of all equity investments and units of mutual funds which are traded in the stock exchanges is valued using the closing price or dealer quotations as at the reporting date.
- Level 2:** The fair value of financial instruments that are not traded in an active market is determined using valuation techniques which maximize the use of observable market data and rely as little as possible on company specific estimates. The mutual fund units are valued using the closing Net Asset Value. If all significant inputs required to fair value an instrument are observable, the instrument is included in Level 2.
- Level 3:** If one or more of the significant inputs is not based on observable market data, the instrument is included in Level 3.

a) Categories of Financial Instruments:

Particulars	FVTPL	FVOCI	Amortised Cost	Total	Carrying Amount
As at March 31, 2024:-					
Financial Assets:					
Trade receivables	-	-	20,278.36	20,278.36	20,278.36
Investment in Equity shares and debentures, quoted	2.91	273.31	-	276.22	276.22
Investment in Non Convertible Debentures, quoted	100.25	-	-	100.25	100.25
Investment in units of Mutual Funds, PMS, AIF, Bonds & Equity Share Unquoted	33,249.99	-	-	33,249.99	33,249.99
Cash and bank balances	-	-	5,663.96	5,663.96	5,663.96
Other financial assets	-	-	1,472.98	1,472.98	1,472.98
Total	33,353.15	273.31	27,415.30	61,041.76	61,041.76
Financial Liabilities:					
Cash Credits/Working Capital Borrowing	-	-	247.81	247.81	247.81
Trade payables	-	-	4,360.44	4,360.44	4,360.44
Other financial liabilities	-	-	3,644.32	3,644.32	3,644.32
Total	-	-	8,252.57	8,252.57	8,252.57

Standalone Notes

on accounts for the year ended March 31, 2024 | CIN: L18101MH1992PLC065136

(₹ in lakhs except as otherwise stated)

Particulars	FVTPL	FVOCI	Amortised Cost	Total	Carrying Amount
As at March 31, 2023:-					
Financial Assets:					
Trade receivables	-	-	16,992.11	16,992.11	16,992.11
Investment in Equity shares, quoted	-	438.84	-	438.84	438.84
Investment in units of Mutual Funds, PMS, AIF & Equity Share Unquoted	28,649.99	-	-	28,649.99	28,649.99
Cash and bank balances	-	-	2,891.11	2,891.11	2,891.11
Other financial assets	-	-	2,442.40	2,442.40	2,442.40
Total	28,649.99	438.84	22,325.62	51,414.45	51,414.45
Financial Liabilities:					
Cash Credits/Working Capital Borrowing	-	-	5,082.13	5,082.13	5,082.13
Trade payables	-	-	4,808.79	4,808.79	4,808.79
Other financial liabilities	-	-	3,407.04	3,407.04	3,407.04
Total	-	-	13,297.96	13,297.96	13,297.96

b) Financial Instruments measured at fair value:

Particulars	Fair value measurement using			Total (Amount)
	(Level 1)* Amount	(Level 2)* Amount	(Level 3) Amount	
As at March 31, 2024:-				
Financial Assets				
Fair value through Other Comprehensive Income				
Investment in Equity shares, quoted	273.31	-	-	273.31
Fair value through Profit and Loss				
Investment in units of Mutual Funds, PMS and AIF	-	31,502.68	-	31,502.68
Investment in Equity shares, quoted	2.91	-	-	2.91
Investment in Non Convertible Debenture, quoted	100.25	-	-	100.25
Investments in units of Bonds	197.57	-	-	197.57
Investment in Equity shares, unquoted	-	-	1,549.74	1,549.74
As at March 31, 2023:-				
Financial Assets				
Fair value through Other Comprehensive Income				
Investment in Equity shares, quoted	438.84	-	-	438.84
Fair value through Profit and Loss				
Investment in units of Mutual Funds, PMS and AIF	-	27,144.45	-	27,144.45
Investments in units of Perpetual Bonds	198.35	-	-	198.35
Investment in Equity shares, unquoted	-	-	1,307.19	1,307.19

*There has been no transfer between level 1 and level 2 during the year ended March 31, 2024 and March 31, 2023.

Notes:

- For Details of income and gains related to financial instruments, Refer Note 2.29.
- Investments in subsidiary and joint venture are valued at cost less impairment loss (if any) in accordance with Ind AS 27 'Separate Financial Statements', consequently the same is not disclosed in above table. The investments made in subsidiaries and joint venture as at March 31, 2024 is ₹ 1,145.50 lakhs (P.Y. ₹ 845.50 lakhs) and are measured at cost.

Standalone Notes

on accounts for the year ended March 31, 2024 | CIN: L18101MH1992PLC065136

(₹ in lakhs except as otherwise stated)

2.49.1 Financial Instrument measured at Amortised Cost:

The carrying amount of financial assets and financial liabilities measured at amortised cost in the Financial Statements are a reasonable approximation of their fair values since the Company does not anticipate that the carrying amounts would be significantly different from the values that would eventually be received or settled.

2.49.2 Investments in equity shares measured at FVTOCI:

The equity shares are fair valued using various market observable inputs.

2.49.3 Key Inputs for Level 1 and Level 2 Fair Valuation Technique:

- Mutual Funds: Based on Net Asset Value of the Scheme (Level 2).
- Listed Equity Investments and Investment in Perpetual bond: Based on Quoted Bid Price on Stock Exchange (Level 1).
- Investment in Portfolio Management Services: Based on closing net asset value of Investment (Level 2).
- Alternate Investment Fund: Based on Net Asset Value (Level 2).
- Non Convertible Debenture: Based in quoted price on Stock Exchange (Level 1).

2.49.4 Description of Significant Unobservable Inputs used for Financial Instruments (Level 3):

Equity Investments - Unquoted (Other than Subsidiary and Joint Venture): Discounted cash flow method using risk adjusted discount rate.

2.49.5 The following table shows a reconciliation from the opening balances to the closing balances for level 3 fair values:

Particulars	For the year ended March 31, 2024	For the year ended March 31, 2023
Opening balance	1,307.19	1,000.00
Purchase of Investments during the year	198.45	-
Sale/Redemption of Investments	-	-
Gain recognised in profit and loss on fair value adjustment	44.10	307.19
Closing balance	1,549.74	1,307.19

2.49.6 Relationship of Unobservable Inputs to Level 3 fair values (Recurring):

Equity Investments - Unquoted (for Equity Shares where Discounted Cash Flow Method is used):

The impact of sensitivity analysis on the fair valuation is not expected to material considering the size of the investment and overall size of the Company.

2.50 Financial risk management objectives and policies:

The Company's principal financial liabilities, other than derivatives, comprise loans and borrowings, trade and other payables. The main purpose of these financial liabilities is to finance the Company's operations. The Company's principal financial assets include trade and other receivables, investments and cash & cash equivalents that derive directly from its operations.

The Company is exposed to market risk, credit risk and liquidity risk. The Company's senior management oversees the management of these risks. It is the Company's policy that no trading in derivatives for speculative purposes may be undertaken. The Board of Directors reviews and agrees policies for managing each of these risks, which are summarised below.

Standalone Notes

on accounts for the year ended March 31, 2024 | CIN: L18101MH1992PLC065136

(₹ in lakhs except as otherwise stated)

a) Market Risk:

Market risk is the risk that the fair value of future cash flows of a financial instrument will fluctuate because of changes in market prices. Market risk comprises two types of risk: (i) interest rate risk and (ii) currency risk. Market risk is attributable to all market risk sensitive financial instruments including investments and deposits, foreign currency receivables, payables and borrowings. The sensitivity analysis in the following sections relate to the position as at March 31, 2024 and March 31, 2023.

The analysis excludes the impact of movements in market variables on: the carrying values of gratuity and other post-retirement obligations; provisions.

The sensitivity of the relevant profit or loss item is the effect of the assumed changes in respective market risks. This is based on the financial assets and financial liabilities held at March 31, 2024 and March 31, 2023.

i) Interest rate risk:

Interest rate risk is the risk that the fair value or future cash flows of a financial instrument will fluctuate because of changes in market interest rates. The Company's exposure to the risk of changes in market interest rates relates primarily to the Company's short term debt obligations with floating interest rates. The Company has sufficient amount of liquid investments to mitigate the interest risk on its short term debt obligations.

Interest rate sensitivity:

The following table demonstrates the sensitivity to a reasonably possible change in interest rates on that portion of loans and borrowings taken at floating rates. With all other variables held constant, the Company's profit / (loss) before tax is affected through the impact on floating rate borrowings, as follows:

Basis Points	As at March 31, 2024		As at March 31, 2023	
	5% increase	5% decrease	5% increase	5% decrease
Effect on profit before tax (Amount)	(12.66)	12.66	(20.95)	20.95

ii) Foreign currency risk:

Foreign currency risk is the risk that the fair value or future cash flows of an exposure will fluctuate because of changes in foreign exchange rates. The Company transacts business in local currency and in foreign currency, primarily in USD. The Company's trade receivables in foreign currency as at March 31, 2024 is ₹ Nil (P.Y. ₹ 27.14 lakhs).

Foreign currency sensitivity:

The following table demonstrates the sensitivity to a reasonably possible change in rate of USD, with all other variables held constant. The impact on the Company's profit before tax is due to changes in the fair value of monetary assets and liabilities. The Company's exposure to foreign currency changes for all other currencies is not material.

Basis Points	As at March 31, 2024		As at March 31, 2023	
	5% increase	5% decrease	5% increase	5% decrease
Effect on profit before tax (Amount)	-	-	0.54	(0.54)

b) Credit risk:

Credit risk is the risk that counterparty will not meet its obligations under a financial instrument or customer contract, leading to a financial loss. The Company is exposed to credit risk from its operating activities (primarily trade receivables). Also refer note 2.52(b) for details regarding customer concentration.

Standalone Notes

on accounts for the year ended March 31, 2024 | CIN: L18101MH1992PLC065136

(₹ in lakhs except as otherwise stated)

The Company considers the probability of default upon initial recognition of asset and whether there has been a significant increase in credit risk on an ongoing basis throughout each reporting period. To assess whether there is a significant increase in credit risk the Company compares the risk of default occurring on asset as at the reporting date with the risk of default as at the date of initial recognition. It considers reasonable and supportive forwarding-looking information such as:

- Actual or expected significant adverse changes in business,
- Actual or expected significant changes in the operating results of the counterparty,
- Financial or economic conditions that are expected to cause a significant change to the counterparty's ability to meet its obligations,
- Significant increase in credit risk on other financial instruments of the same counterparty,
- Significant changes in the value of the collateral supporting the obligation or in the quality of the third-party guarantees or credit enhancements.

Financial assets are written off when there are no reasonable expectations of recovery, such as a debtor failing to engage in a repayment plan with the Company.

Assets in the nature of Investment, security deposits, loans and advances are measured using 12 months expected credit losses (ECL). Balances with Banks is subject to low credit risk due to good credit rating assigned to these banks. Trade receivables are measured using lifetime expected credit losses.

For trade receivables, as a practical expedient, the Company computes credit loss allowance based on a provision matrix. The provision matrix is prepared based on historically observed default rates over the expected life of trade receivables and is adjusted for forward-looking estimates. The provision matrix at the end of the reporting period is given below.

Financial Assets for which loss allowances is measured using the Expected Credit Losses (ECL):

The Ageing analysis of Account receivables has been considered from the date the invoice falls due:

Ageing	Expected Credit Loss rate	As at March 31, 2024 [#]	Lifetime expected credit loss
0-180 days	1.50%	16,989.49	276.72
181 days to 270 days	15.00%	431.22	64.68
beyond 270 days	100.00%	1,518.60	1,518.60
Total			1,860.00

[#]Estimated carrying amount at default (Outstanding less security received)

Ageing	Expected Credit Loss rate	As at March 31, 2023 [#]	Lifetime expected credit loss
0-180 days	1.50%	14,589.24	265.22
181 days to 270 days	15.00%	351.39	52.71
beyond 270 days	100.00%	2,082.07	2,082.07
Total			2,400.00

[#]Estimated carrying amount at default (Outstanding less security received)

Standalone Notes

on accounts for the year ended March 31, 2024 | CIN: L18101MH1992PLC065136

(₹ in lakhs except as otherwise stated)

Trade receivables ageing schedule for the year ended as on March 31, 2024 and March 31, 2023:

As at March 31, 2024	Not Due (Amount)	Less than 6 months (Amount)	6 months to 1 years (Amount)	1 to 2 years (Amount)	2 to 3 years (Amount)	More than 3 Years (Amount)	Total (Amount)
Undisputed Trade receivables – considered good	13,948.87	4,505.81	3,249.66	142.44	88.01	99.53	22,034.33
Undisputed Trade Receivables – which have significant increase in credit risk	-	-	-	-	-	104.03	104.03
Undisputed Trade Receivables – credit impaired	-	-	-	-	-	-	-
Disputed Trade Receivables considered good	-	-	-	-	-	-	-
Disputed Trade Receivables – which have significant increase in credit risk	-	-	-	-	-	-	-
Disputed Trade Receivables – credit impaired	-	-	-	-	-	-	-
Total	13,948.87	4,505.81	3,249.66	142.44	88.01	203.56	22,138.36
Less : Allowance for bad and doubtful debts and expected credit loss	(209.23)	(67.59)	(1,149.16)	(142.44)	(88.01)	(203.56)	(1,860.00)
Net Total	13,739.64	4,438.22	2,100.50	-	-	-	20,278.36

As at March 31, 2023	Not Due (Amount)	Less than 6 months (Amount)	6 months to 1 years (Amount)	1 to 2 years (Amount)	2 to 3 years (Amount)	More than 3 Years (Amount)	Total (Amount)
Undisputed Trade receivables – considered good	14,246.85	3,159.78	1,462.31	215.03	11.68	192.43	19,288.08
Undisputed Trade Receivables – which have significant increase in credit risk	-	-	-	-	-	104.03	104.03
Undisputed Trade Receivables – credit impaired	-	-	-	-	-	-	-
Disputed Trade Receivables considered good	-	-	-	-	-	-	-
Disputed Trade Receivables – which have significant increase in credit risk	-	-	-	-	-	-	-
Disputed Trade Receivables – credit impaired	-	-	-	-	-	-	-
Total	14,246.85	3,159.78	1,462.31	215.03	11.68	296.46	19,392.11
Less : Allowance for bad and doubtful debts and expected credit loss	(213.70)	(499.50)	(1,163.63)	(215.03)	(11.68)	(296.46)	(2,400.00)
Net Total	14,033.15	2,660.28	298.68	-	-	-	16,992.11

The following table summarizes the changes in loss allowances measured using lifetime expected credit loss model and provision is made after considering credit notes/recoveries anticipated:

Movement in ECL in Trade Receivables:

Provisions	As at March 31, 2024	As at March 31, 2023
Opening Provision	2,400.00	2,050.00
Add:- Additional allowance made	711.97	559.57
Less:- Allowance utilised against bad debts	(1251.97)	(209.57)
Closing provisions	1,860.00	2,400.00

Standalone Notes

on accounts for the year ended March 31, 2024 | CIN: L18101MH1992PLC065136

(₹ in lakhs except as otherwise stated)

No Significant changes in estimation techniques or assumptions were made during the year.

Movement in ECL in Other Assets:

Provisions	As at March 31, 2024	As at March 31, 2023
Opening Provision	-	-
Add:- Additional allowance made	5.22	-
Less:- Allowance utilised against bad debts	-	-
Closing provisions	5.22	-

c) Liquidity risk:

The Company's principal source of liquidity are cash and cash equivalents and the cash flow that is generated from operations. The Company believes that the working capital is sufficient to meet its current requirements.

As on March 31, 2024, the Company had working capital of ₹ 54,106.01 lakhs (P.Y. ₹ 40,072.38 lakhs) including cash and bank balance of ₹ 21,903.40 lakhs (P.Y. ₹ 17,039.45 lakhs) and current investments of ₹ 15,585.29 lakhs (P.Y. ₹ 12,692.95 lakhs).

i) Maturity patterns of the Financial Liabilities of the Company at the reporting date based on contractual undiscounted payment:

As at March 31, 2024	Less than 1 year (Amount)	1 to 5 years (Amount)	More than 5 Years (Amount)	Total (Amount)
Borrowings	247.81	-	-	247.81
Trade payables	4,327.28	33.16	-	4,360.44
Lease Liability	422.77	1,191.55	485.02	2,099.34
Other financial liabilities	1,921.69	-	-	1,921.69
Total	6,952.71	1,224.71	485.02	8,629.28

As at March 31, 2023	Less than 1 year (Amount)	1 to 5 years (Amount)	More than 5 Years (Amount)	Total (Amount)
Borrowings	5,082.13	-	-	5,082.13
Trade payables	4,808.79	-	-	4,808.79
Lease Liability	340.87	1,065.61	594.88	2,001.36
Other financial liabilities	1,890.88	-	-	1,890.88
Total	12,122.67	1,065.61	594.88	13,783.16

ii) Trade Payables ageing schedule for the year ended as on March 31, 2024 and March 31, 2023:

As at March 31, 2024	Outstanding for following periods from due date of payment				Total
	< 1 year	1-2 years	2-3 years	> 3 years	
MSME	43.14	-	-	-	43.14
Others	4,284.14	33.16	-	-	4,317.30
Disputed Dues – MSME	-	-	-	-	-
Disputed Dues – Others	-	-	-	-	-

As at March 31, 2023	Outstanding for following periods from due date of payment				Total
	< 1 year	1-2 years	2-3 years	> 3 years	
MSME	32.73	-	-	-	32.73
Others	4,776.06	-	-	-	4,776.06
Disputed Dues – MSME	-	-	-	-	-
Disputed Dues – Others	-	-	-	-	-

Standalone Notes

on accounts for the year ended March 31, 2024 | CIN: L18101MH1992PLC065136

(₹ in lakhs except as otherwise stated)

iii) The table below summarises the maturity profile of the Company's financial assets based on contractual undiscounted receipt:

As at March 31, 2024	< 1 year	1 - 5 years	> 5 years	Total
Investments Current and Non-Current	15,585.29	1,801.74	-	17,387.03
Loans	6.17	8.54	-	14.71
Trade receivables (current)	20,278.36	-	-	20,278.36
Cash and Cash equivalent	21,642.21	-	-	21,642.21
Other Bank balances	261.19	-	-	261.19
Other financial assets	272.92	1,185.36	-	1,458.28

As at March 31, 2023	< 1 year	1 - 5 years	> 5 years	Total
Investments Current and Non-Current	12,692.95	2,247.54	-	14,940.49
Loans	5.35	294.40	-	299.75
Trade receivables (current)	16,992.11	-	-	16,992.11
Cash and Cash equivalent	17,029.39	-	-	17,029.39
Other Bank balances	10.06	-	-	10.06
Other financial assets	129.52	2,013.13	-	2,142.65

The Company is not exposed to significant liquidity risk based on past performance and current expectations. The company believes that the cash and cash equivalents, cash generated from operations and available un-drawn credit facilities, will satisfy its working capital needs, capital expenditure, investment requirements, commitments and other liquidity requirements associated with its existing operations, through at least the next twelve months.

Note: Investments in subsidiary and Joint Venture are valued at cost less impairment loss (if any) in accordance with Ind AS 27 'Separate Financial Statements', consequently the same is not disclosed in maturity profile tabulated above.

The note below sets out details of the undrawn facilities that will be available for future operating facilities and to settle capital commitments of the Company:

Particulars	As at March 31, 2024	As at March 31, 2023
i) Secured cash credit facility		
- Amount used	-	1,582.13
- Amount unused	6,000.00	5,417.87
Total	6,000.00	7,000.00
ii) Unsecured other facility		
- Amount used	247.81	3,500.00
- Amount unused	8,252.19	4,000.00
Total	8,500.00	7,500.00
iii) Total facilities		
- Amount used	247.81	5,082.13
- Amount unused	14,252.19	9,417.87
Total	14,500.00	14,500.00

Standalone Notes

on accounts for the year ended March 31, 2024 | CIN: L18101MH1992PLC065136

(₹ in lakhs except as otherwise stated)

2.51 Capital Management:

a) Risk Management:

For the purposes of the Company's capital management, capital includes issued capital, share premium and all other equity reserves attributable to the equity holders. The Company aims to manage its capital efficiently so as to safeguard its ability to continue as a going concern and to optimise returns to our shareholders.

The capital structure of the Company is based on management's judgement of the appropriate balance of key elements in order to meet its strategic and day-to-day needs. We consider the amount of capital in proportion to risk and manage the capital structure in light of changes in economic conditions and the risk characteristics of the underlying assets. In order to maintain or adjust the capital structure, the Company may adjust the amount of dividends paid to shareholders, return capital to shareholders or issue new shares.

The Company's policy is to maintain a stable and strong capital structure with a focus on total equity so as to maintain investor, creditors and market confidence and to sustain future development and growth of its business. The Company will take appropriate steps in order to maintain, or if necessary adjust, its capital structure.

The Company monitors capital using Net debt-equity ratio, which is Net debt (i.e. total debt less cash & cash equivalents and current investments) divided by total equity:

Particulars	As at March 31, 2024	As at March 31, 2023
Net Debt	-	-
Total Equity	67,659.72	54,741.87
Net Debt to Equity Ratio (%)	0%	0%

b) Distributions made and proposed:

Equity Shares	For the year ended March 31, 2024	For the year ended March 31, 2023
Cash dividends on equity shares declared and paid:		
Final dividend ₹ Nil (P.Y. ₹ Nil) per equity share	-	-
First Interim Dividend declared and paid for the C.Y. ₹ 2.00 (P.Y. ₹ 3.00) and paid for P.Y. ₹ 2.00 (P.Y. ₹ 5.00) per equity share	2,465.00	4,930.02
Second Interim Dividend for the year C.Y. ₹ Nil (P.Y. ₹ 2.00 per equity share, has been declared by the board of directors subsequent to the date of balance sheet in their meeting dated April 27, 2023 and the same was paid in accordance with the requirement of Companies Act 2013)	-	1,232.50
Proposed dividends on Equity shares:	-	-

2.52 Segment Reporting:

a) The Company is engaged in the business of manufacturing and marketing of apparels & trading of lifestyle accessories/ products. The Company is also generating power from Wind Turbine Generator. The power generated from the same is predominantly used for captive consumption. However, the operation of Wind Turbine Segment is within the threshold limit stipulated under IND AS 108 "Operating Segments" and hence it does not require disclosure as a separate reportable segment. As defined in Ind AS 108 'Operating Segments', the Chief Operating Decision Maker evaluates the Company's performance related to Apparels business and allocates resources based on an analysis of various performance indicators. Accordingly, Sale of Apparels is considered as only business segment.

b) The customer base of the company is diverse with different distribution channels and store formats except in case of one customer where the concentration is greater than other parties.

Standalone Notes

on accounts for the year ended March 31, 2024 | CIN: L18101MH1992PLC065136

(₹ in lakhs except as otherwise stated)

2.53 Relation with Struck off Companies:

As at March 31, 2024:

Name of struck off Company	Nature of transactions with struck-off Company	Balance outstanding	Relationship with the Struck off company, if any, to be disclosed
Canny Securities Pvt Ltd.	Shares held by struck off company	125 Shares	Shareholder
Vaishak Shares Limited	Shares held by struck off company	5 Shares	Shareholder

As at March 31, 2023:

Name of struck off Company	Nature of transactions with struck-off Company	Balance outstanding	Relationship with the Struck off company, if any, to be disclosed
Canny Securities Pvt Ltd.	Shares held by struck off company	125 Shares	Shareholder
Vaishak Shares Limited	Shares held by struck off company	5 Shares	Shareholder
NVU Retail International Pvt. Ltd.	Trade Receivables	₹ Nil	-

2.54 Share held by Promoters:

As at March 31, 2024:

Sr. No	Promoter name	As at March 31, 2024		As at March 31, 2023		% Change during the year
		No. of Shares	% of total shares	No. of Shares	% of total shares	
1	Shantaben P. Jain j/w Kewalchand P. Jain j/w Hemant P. Jain (equity shares held in their capacity as trustees/beneficiaries of P.K.Jain Family Holding Trust)	30,765,000	49.92	30,765,000	49.92	NIL
2	Mr. Dinesh P Jain (includes 5,12,905 (P.Y. 5,12,905) shares jointly held with Mrs. Sangeeta D. Jain)	3,649,155	5.92	3,649,155	5.92	NIL
3	Mr. Vikas P Jain (includes 4,72,855 (P.Y. 4,72,855) shares jointly held with Mrs. Kesar V. Jain)	3,609,105	5.86	3,609,105	5.86	NIL
4	Mr. Hemant P Jain (includes 4,03,325 (P.Y. 4,03,325) shares jointly held with Mrs. Lata H. Jain)	3,459,575	5.61	3,459,575	5.61	NIL
5	Mr. Kewalchand P Jain (includes 3,96,805 (P.Y. 3,96,805) shares jointly held with Mrs. Veena K. Jain)	3,453,055	5.60	3,453,055	5.60	NIL
6	Kewalchand P Jain H.U.F	80,000	0.13	80,000	0.13	NIL
7	Hemant P Jain H.U.F	80,000	0.13	80,000	0.13	NIL
8	Dinesh P Jain H.U.F	80,000	0.13	80,000	0.13	NIL
9	Vikas P Jain H.U.F	80,000	0.13	80,000	0.13	NIL
10	Mrs. Veena K. Jain	80,000	0.13	80,000	0.13	NIL

Standalone Notes

on accounts for the year ended March 31, 2024 | CIN: L18101MH1992PLC065136

(₹ in lakhs except as otherwise stated)

Sr. No	Promoter name	As at March 31, 2024		As at March 31, 2023		% Change during the year
		No. of Shares	% of total shares	No. of Shares	% of total shares	
11	Mrs. Lata H. Jain	80,000	0.13	80,000	0.13	NIL
12	Mrs. Sangeeta D. Jain	80,000	0.13	80,000	0.13	NIL
13	Mrs. Kesar V. Jain	80,000	0.13	80,000	0.13	NIL
14	Pankaj K. Jain	80,000	0.13	80,000	0.13	NIL
15	Hitendra H. Jain	80,000	0.13	80,000	0.13	NIL
16	Kewal Kiran Finance Pvt Ltd	24,475	0.03	24,475	0.04	NIL
Total		45,760,365	74.26	45,760,365	74.26	

As at March 31, 2023:

Sr. No	Promoter name	As at March 31, 2023		As at March 31, 2022		% Change during the year
		No. of Shares	% of total shares	No. of Shares	% of total shares	
1	Shantaben P. Jain j/w Kewalchand P. Jain j/w Hemant P. Jain (equity shares held in their capacity as trustees/beneficiaries of P.K.Jain Family Holding Trust)	30,765,000	49.92	30,765,000	49.92	NIL
2	Mr. Dinesh P Jain (includes 5,12,905 (P.Y. 5,12,905) shares jointly held with Mrs. Sangeeta D. Jain)	3,649,155	5.92	3,649,155	5.92	NIL
3	Mr. Vikas P Jain (includes 4,72,855 (P.Y. 4,72,855) shares jointly held with Mrs. Kesar V. Jain)	3,609,105	5.86	3,609,105	5.86	NIL
4	Mr. Hemant P Jain (includes 4,03,325 (P.Y. 4,03,325) shares jointly held with Mrs. Lata H. Jain)	3,459,575	5.61	3,459,575	5.61	NIL
5	Mr. Kewalchand P Jain (includes 3,96,805 (P.Y. 3,96,805) shares jointly held with Mrs. Veena K. Jain)	3,453,055	5.60	3,453,055	5.60	NIL
6	Kewalchand P Jain H.U.F	80,000	0.13	80,000	0.13	NIL
7	Hemant P Jain H.U.F	80,000	0.13	80,000	0.13	NIL
8	Dinesh P Jain H.U.F	80,000	0.13	80,000	0.13	NIL
9	Vikas P Jain H.U.F	80,000	0.13	80,000	0.13	NIL
10	Mrs. Veena K. Jain	80,000	0.13	80,000	0.13	NIL
11	Mrs. Lata H. Jain	80,000	0.13	80,000	0.13	NIL
12	Mrs. Sangeeta D. Jain	80,000	0.13	80,000	0.13	NIL
13	Mrs. Kesar V. Jain	80,000	0.13	80,000	0.13	NIL
14	Pankaj K. Jain	80,000	0.13	80,000	0.13	NIL
15	Hitendra H. Jain	80,000	0.13	80,000	0.13	NIL
16	Kewal Kiran Finance Pvt Ltd	24,475	0.04	21,475	0.03	13.97%
Total		45,760,365	74.26	45,757,365	74.26	

*The Board has issued and allotted fully paid bonus shares at 4:1 ratio (i.e. 4 bonus equity shares for every 1 existing share of the Company) to the shareholders who held shares on December 17, 2021 (record date). Accordingly, the number of shares increased w.e.f. December 17, 2021 and EPS also was restated.

Standalone Notes

on accounts for the year ended March 31, 2024 | CIN: L18101MH1992PLC065136

(₹ in lakhs except as otherwise stated)

2.55 Analytical Ratios:

Sr. No	Ratio	Numerator	Denominator	As at March 31, 2024	As at March 31, 2023	% of Change	Reason for Variance more than 25%
1	Current ratio (times)	Current Assets	Current Liabilities	4.79	2.56	87.11	Decrease in current liabilities
2	Debt Equity Ratio (times)	Total Debts ¹	Shareholders' Equity	0.03	0.12	(75.00)	Decrease in short-term borrowings and increase in earnings
3	Debt Service Coverage Ratio (times)	Earnings Available for Debt service ²	Debt Service ³	23.15	2.92	692.81	Decrease in short-term borrowings and increase in earnings
4	Return on Equity Ratio (%)	PAT	Average Shareholders' Equity	25.25	23.26	8.55	
5	Inventory Turnover Ratio (times)	Sales	Average Inventory	6.95	5.60	24.11	
6	Debtors Turnover Ratio (times)	Sales	Avg. Accounts Receivables	4.62	4.57	1.09	
7	Creditor Turnover Ratios (times)	Purchase	Avg. Trade Payables	11.08	11.49	(3.58)	
8	Net Capital Turnover Ratio (times)	Sales	Working Capital	1.59	1.95	(18.46)	
9	Net Profit Ratio (%)	Net Profit after tax	Sales	17.96	15.30	17.39	
10	Return on Capital Employed (%)	EBIT	Capital Employed ⁴	29.13	26.66	9.26	
11	Return on Investment (%)	Income from Investment	Avg. Investment ⁵	9.63	5.44	77.02	Increase in income from financial instruments

Notes: -

- Total Debts includes Lease Liability.
- PBT + Finance Cost + Depreciation +/- Non-cash adjustments
- Finance Cost and Lease Payments+ Short-term Borrowings
- Capital Employed means Tangible Net Worth + Total Debt + Lease Liability + Deferred Tax Liability.
- Investment includes Investment in Subsidiary and Joint Venture

2.56 Earning Per Share:

Particulars	2023-24	2022-23
Net Profit available for Equity Shareholders as per statement of profit and loss	15,452.24	11,928.10
Weighted average number of equity shares for basic and diluted EPS (in Numbers)	6,16,25,185	6,16,25,185
Basic and Diluted Earning per share	25.07	19.36
Face Value Per Equity Share	₹ 10 each	₹ 10 each

2.57 Compliance with approved scheme(s) of arrangements:

The Company has not entered into any scheme of arrangement which has an accounting impact on current or previous financial year.

Standalone Notes

on accounts for the year ended March 31, 2024 | CIN: L18101MH1992PLC065136

(₹ in lakhs except as otherwise stated)

2.58 Utilisation of Borrowed funds and Share premium:

- During the year, the Company has not advanced or loaned or invested funds (either borrowed funds or share premium or any other sources or kind of funds) to any other person(s) or entity(ies), including foreign entities (Intermediaries) with the understanding (whether recorded in writing or otherwise) that the Intermediary shall: (i) directly or indirectly lend or invest in other persons or entities identified in any manner whatsoever by or on behalf of the company (Ultimate Beneficiaries); or (ii) provide any guarantee, security or the like to or on behalf of the Ultimate Beneficiaries.
- During the year, the Company has not received any fund from any person(s) or entity(ies), including foreign entities (Funding Party) with the understanding (whether recorded in writing or otherwise) that the Company shall: (i) directly or indirectly issued or invest in other persons or entities identified in any manner whatsoever by or on behalf of the Funding Party (Ultimate Beneficiaries); or (ii) provide any guarantee, security or the like to or on behalf of the Ultimate Beneficiaries.

2.59 Details of crypto currency or virtual currency:

The Company has not traded or invested in crypto currency or virtual currency during the current or previous year.

2.60 Additional information as required by para 5 of General Instructions for preparation of Statement of Profit and Loss (other than already disclosed above) are either Nil or Not Applicable.

2.61 Disclosures for 'Statement of Cash Flows' as per Ind AS 7:

a) Reconciliation of liabilities from financing activities for the year ended March 31, 2024:

Particulars	As at March 31, 2024	Cash flows (net)	Impact of Ind AS 116	As at March 31, 2023
Short term borrowings	-	(3,500.00)	-	3,500.00
Lease Liability (impact of IND AS 116)	1,722.63	(390.17)	596.64	1,516.16
Total	1,722.63	(3,890.17)	596.64	5,016.16

b) Reconciliation of liabilities from financing activities for the year ended March 31, 2023:

Particulars	As at March 31, 2023	Cash flows (net)	Impact of Ind AS 116	As at March 31, 2022
Short term borrowings	3,500.00	500.00	-	3,000.00
Lease Liability (impact of IND AS 116)	1,516.16	(271.34)	1,259.67	527.83
Total	5,016.16	228.66	1,259.67	3,527.83

c) The Company has accounted for lease liabilities and fair value changes in accordance with Ind AS 116 implemented during the previous year. Detail break-up of above non-cash element is given below:

Particulars	For the year ended March 31, 2024	For the year ended March 31, 2023
Finance cost on lease liabilities	-	-
Addition during the year	596.64	1,259.67
Total	596.64	1,259.67

Standalone Notes

on accounts for the year ended March 31, 2024 | CIN: L18101MH1992PLC065136

(₹ in lakhs except as otherwise stated)

2.62 Contracts with Customer (Ind AS 115):

a) Right to return assets and refund liabilities:

Particulars	As at March 31, 2024	As at March 31, 2023
Right to return assets	1,436.32	1,775.50
Refund liabilities	2,805.37	3,342.60

b) Contract balances:

Particulars	As at March 31, 2024	As at March 31, 2023
Contract assets:		
Trade Receivables	20,278.36	16,992.11
Contract Liabilities:		
Advances from customers	428.61	358.51

c) Reconciliation of revenue as recognised in the Statement of Profit and Loss with the contracted price:

Particulars	For the year ended March 31, 2024	For the year ended March 31, 2023
Revenue as per contracted price	1,00,831.66	99,649.98
Less:		
Sales return (including refund liability)	6,484.46	10,049.32
Discount, incentive etc.	8,297.34	11,655.32
Revenue as per the Statement of Profit and Loss	86,049.86	77,945.34

d) Disclosure of disaggregated revenue recognised in the Statement of Profit and Loss:

Particulars	For the year ended March 31, 2024	For the year ended March 31, 2023
Sales of Apparel and Lifestyle Accessories/Products	85,516.71	77,424.04
Other Operating Income (Refer note 2.28(B))	533.15	521.30
Total	86,049.86	77,945.34

e) Disclosure of disaggregated revenue recognised in the Statement of Profit and Loss based on geographical region:

Particulars	For the year ended March 31, 2024	For the year ended March 31, 2023
Revenue from customers outside India	1,801.03	2,345.31
Revenue from customers within India	84,248.83	75,600.03
Revenue as per the Statement of Profit and Loss	86,049.86	77,945.34

- f) The amounts receivable from customers become due after expiry of credit period which on an average ranges around from 30 to 60 days. There is no significant financing component in any transaction with the customers.
- g) The Company does not have any remaining performance obligation as contracts entered for sale of goods are for a shorter duration and sale of service contracts are measured as per output method.
- h) The Company has recognized revenue of ₹ 358.51 lakhs (P.Y. ₹ 654.01 lakhs) from the amounts included under advance received from customers at the beginning of the year.
- i) Refer note 2.52(b) for details regarding customer concentration.

Standalone Notes

on accounts for the year ended March 31, 2024 | CIN: L18101MH1992PLC065136

(₹ in lakhs except as otherwise stated)

2.63 The new Code on Social Security, 2020 has been enacted, which could impact the contributions by the Company towards Provident Fund, Gratuity and bonus. The effective date from which the changes are applicable is yet to be notified and the rules are yet to be framed. The Company will complete its evaluation and will give appropriate impact in the financial statements in the period in which the Code becomes effective and the related rules are published.

2.64 a) The Company has incorporated wholly owned subsidiary company K-Lounge Lifestyle Limited on February 25, 2021. The Authorised Share Capital of the said subsidiary company is ₹ 1,000.00 lakhs and paid-up Share Capital of subsidiary company is ₹ 500.00 lakhs. The Company has subscribed entire paid-up Share Capital of ₹ 500.00 lakhs on April 19, 2021.

Further, during the year, the Company subscribed to the entire rights issue of its subsidiary for ₹ 300 lakhs, bringing the total paid-up capital of the subsidiary to ₹ 800.00 lakhs.

The subsidiary company is yet to commence the business operation as on the date.

b) The Company has incorporated wholly owned subsidiary company Kewal Kiran Lifestyle Limited on March 11, 2024. The Authorised Share Capital of the said subsidiary company is ₹ 1,000.00 lakhs and paid-up Share Capital of subsidiary company is ₹ 1.00 lakhs. The Company has subscribed entire paid-up Share Capital of ₹ 1.00 lakhs on April 3, 2024.

The subsidiary company is yet to commence the business operation as on the date.

c) Subsequent to the year-end, the Company has agreed to invest in a 50% stake in Kraus Casuals Private Limited (Kraus) on a fully diluted basis for a total consideration of ₹ 16,651 lakhs. Upon completion of the acquisition of shares, Kraus will become a subsidiary of the Company.

As per our audit report of even date

For and on behalf of

Jain & Trivedi
Chartered Accountants
Registration No.: 113496W

N.A. Shah Associates LLP
Chartered Accountants
Registration No.: 116560W / W100149

For and on behalf of the Board of Directors of Kewal Kiran Clothing Ltd

Satish Trivedi
Partner
Membership No.: 38317

Prashant Daftary
Partner
Membership No.: 117080

Kewalchand P Jain
Chairman & Managing Director
DIN No: 00029730

Hemant P Jain
Jt. Managing Director
DIN No: 00029822

Nimesh Anandpara
Dy. Chief Financial Officer

Bharat Adnani
Chief Financial Officer
Place: Mumbai
Date: May 30, 2024

Abhijit Warange
Company Secretary

Place: Mumbai
Date: May 30, 2024

Independent Auditors' Report

To,
The Members of
Kewal Kiran Clothing Limited

Report on the audit of the consolidated Ind AS financial statements

Opinion

We have audited the accompanying consolidated Ind AS financial statements of **Kewal Kiran Clothing Limited** ("the Holding Company") and its subsidiary (the Holding Company and its subsidiary together referred to as "the Group") and its joint venture, which comprise the consolidated balance sheet as at March 31, 2024 and the consolidated statement of profit (including other comprehensive income), the consolidated statement of changes in equity and consolidated statement of cash flows for the year then ended, and notes to the consolidated Ind AS financial statements, including a summary of material accounting policies and other explanatory information ("the consolidated Ind AS financial statements").

In our opinion and to the best of our information and according to the explanations given to us and based on the consideration of reports of other auditors on Separate Financial Statements of such subsidiary and joint venture as were audited by the other auditors, the aforesaid Consolidated Ind AS financial statements give the information required by the Companies Act, 2013 ("the Act") in the manner so required and give a true and fair view in conformity with the accounting principles generally accepted in India, of the consolidated state of affairs of the Group, its joint venture as at March 31, 2024, and its consolidated profit and other comprehensive income, consolidated changes in equity and its consolidated cash flows for the year then ended.

Basis for Opinion

We conducted our audit in accordance with the Standards on Auditing ("SAs") specified under section 143(10) of the Act. Our responsibilities under those SAs are further described in the Auditor's Responsibilities for the Audit of the consolidated Ind AS financial statements section of our report. We are independent of the Group, its joint venture in accordance with the Code of Ethics issued by the Institute of Chartered Accountants of India ("ICAI") together with the ethical requirements that are relevant to our audit of the consolidated Ind AS financial statements under the provisions of the Act, and the rules thereunder, and we have fulfilled our other ethical responsibilities in accordance with these requirements and the Code of Ethics. We believe that the audit evidence we have obtained is sufficient and appropriate to provide a basis for our opinion on the consolidated Ind AS financial statements.

Key Audit Matters

Key audit matters are those matters that, in our professional judgment, were of most significance in our audit of the consolidation Ind AS financial statements of the year. We have determined that there are no key audit matters to be communicated in our report.

(₹ in lakhs except as otherwise stated)

Information other than the consolidated Ind AS financial statements & auditor's report thereon

The Holding Company's Board of Directors are responsible for preparation of the other information. The other information comprises of the information included in the Management Discussion and Analysis, Board's Report including Annexures to Board's Report, Business Responsibility and Sustainability Report, Corporate Governance and Shareholder's Information, but does not include the consolidated Ind AS financial statements and our auditors' report thereon. The said reports are expected to be made available to us after the issue of our auditor's report.

Our opinion on the consolidated Ind AS financial statements does not cover the other information and we do not express any form of assurance conclusion thereon. In connection with our audit of the consolidated Ind AS financial statements, our responsibility is to read the other information and, in doing so, consider whether the other information is materially inconsistent with the consolidated Ind AS financial statements or our knowledge obtained in the audit or otherwise appears to be materially misstated.

When we read the above said reports, if we conclude that there is material misstatement therein, we are required to communicate the matter to those charged with governance and take necessary actions, as applicable under the relevant laws and regulations.

Responsibilities of management and those charged with governance for the consolidated Ind AS financial statements

The Holding Company's Board of Directors are responsible for the preparation and presentation of these Consolidated Ind AS financial statements, that give a true and fair view of the consolidated state of affairs, consolidated profit and other comprehensive income, consolidated changes in equity and consolidated cash flows of the Group including its joint venture in accordance with the accounting principles generally accepted in India, including the Indian Accounting Standards ("Ind AS") specified under section 133 of the Act. The respective Board of Directors of the companies included in the Group and of its joint venture are responsible for maintenance of adequate accounting records in accordance with the provisions of the Act for safeguarding the assets of the Group and of its joint venture and for preventing and detecting frauds and other irregularities; the selection and application of appropriate accounting policies; making judgments and estimates that are reasonable and prudent; and the design, implementation and maintenance of adequate internal financial controls, that were operating effectively for ensuring accuracy and completeness of the accounting records, relevant to the preparation and presentation of the consolidated Ind AS financial statements that give a true and fair view and are free from material misstatement, whether due to fraud or error, which have been used for the purpose of preparation of the consolidated Ind AS financial statements by the Directors of the Holding Company, as aforesaid.

In preparing the consolidated Ind AS financial statements, the respective Board of Directors of the companies included in the Group and of its joint venture are responsible for assessing the ability of each company to continue as a going concern, disclosing, as applicable, matters related to going concern and using the going concern basis of accounting unless the management either intends to liquidate the Group or to cease operations, or has no realistic alternative but to do so.

The respective Board of Directors of the companies included in the Group and of its joint venture are responsible for overseeing the financial reporting process of the Group and of its joint venture.

Auditor's responsibilities for the audit of the consolidated Ind AS financial statements

Our objectives are to obtain reasonable assurance about whether the consolidated Ind AS financial statements as a whole are free from material misstatement, whether due to fraud or error, and to issue an auditor's report that includes our opinion. Reasonable assurance is a high level of assurance but is not a guarantee that an audit conducted in accordance with SAs will always detect a material misstatement when it exists. Misstatements can arise from fraud or error and are considered material if, individually or in the aggregate, they could reasonably be expected to influence the economic decisions of users taken on the basis of these Consolidated Ind AS financial statements.

As a part of an audit in accordance with SAs, we exercise professional judgement and maintain professional scepticism throughout the audit. We also:

- Identify and assess the risks of material misstatement of the consolidated Ind AS financial statements, whether due to fraud or error, design and perform audit procedures responsive to those risks, and obtain audit evidence that is sufficient and appropriate to provide a basis for our opinion. The risk of not detecting a material misstatement resulting from fraud is higher than for one resulting from error, as fraud may involve collusion, forgery, intentional omissions, misrepresentations, or the override of internal control.
- Obtain an understanding of internal control relevant to the audit in order to design audit procedures that are appropriate in the circumstances. Under section 143(3)(i) of the Act, we are also responsible for expressing our opinion on whether the Holding Company has adequate internal financial controls with reference to the consolidated Ind AS financial statements and the operating effectiveness of such controls.
- Evaluate the appropriateness of accounting policies used and the reasonableness of accounting estimates and related disclosures made by the management.
- Conclude on the appropriateness of management's use of the going concern basis of accounting and, based on the audit evidence obtained, whether a material uncertainty exists related to events or conditions that may cast significant doubt on the ability of the Group and its joint venture entity to continue as a

(₹ in lakhs except as otherwise stated)

going concern. If we conclude that a material uncertainty exists, we are required to draw attention in our auditor's report to the related disclosures in the consolidated Ind AS financial statements or, if such disclosures are inadequate, to modify our opinion. Our conclusions are based on the audit evidence obtained up to the date of our auditor's report. However, future events or conditions may cause the Group and its joint venture to cease to continue as a going concern.

- Evaluate the overall presentation, structure and content of the consolidated Ind AS financial statements, including the disclosures, and whether the consolidated Ind AS financial statements represent the underlying transactions and events in a manner that achieves fair presentation.
- Obtain sufficient appropriate audit evidence regarding the financial information of the entities or business activities within the Group and its joint venture to express an opinion on the consolidated Ind AS financial statements. We are responsible for the direction, supervision and performance of the audit of Financial Statements of such entities included in the consolidated Ind AS financial statements of which we are the independent auditor. For the other entities included in the consolidated Ind AS financial statements, which have been audited by other auditors, such other auditors remain responsible for the direction, supervision and performance of the audits carried out by them. We remain solely responsible for our audit opinion.

Materiality is the magnitude of misstatements in the consolidated Ind AS financial statements that, individually or in aggregate, makes it probable that the economic decisions of a reasonably knowledgeable user of the consolidated Ind AS financial statements may be influenced. We consider quantitative materiality and qualitative factors in (i) planning the scope of our audit work and in evaluating the results of our work; and (ii) to evaluate the effect of any identified misstatements in the consolidated Ind AS financial statements.

We communicate with those charged with governance of the Holding Company included in the consolidated Ind AS financial statements of which we are the independent auditor regarding, among other matters, the planned scope and timing of the audit and significant audit findings, including any significant deficiencies in internal control that we identify during our audit.

We also provide those charged with governance with a statement that we have complied with relevant ethical requirements regarding independence, and to communicate with them all relationships and other matters that may reasonably be thought to bear on our independence, and where applicable, related safeguards. From the matters communicated with those charged with governance, we determine those matters that were of most significance in the audit of the consolidated Ind AS financial statements of the current year and are therefore the key audit matters. We describe these matters in our auditor's report unless law or regulation precludes public disclosure about the matter or when, in

(₹ in lakhs except as otherwise stated)

extremely rare circumstances, we determine that a matter should not be communicated in our report because the adverse consequences of doing so would reasonably be expected to outweigh the public interest benefits of such communication.

Other Matters

- (a) The accompanying Consolidated Ind AS financial statements include one wholly owned subsidiary, whose financial statement reflect total assets of ₹ 766.27 lakhs as at March 31, 2024, total revenues of ₹ 0.04 lakhs, total net loss after tax and total comprehensive loss of ₹ 38.22 Lakhs and net cash inflow amounting to ₹ 0.60 lakhs for the year ended on that date, as considered in the consolidated Ind AS financial statements.
- (b) The accompanying Consolidated Ind AS financial statements also include one joint venture, whose proportionate share of net loss and total comprehensive loss is ₹ 6.45 Lakhs for the year April 1, 2023 to March 31, 2024.

The financial statements of these subsidiary and joint venture have been audited by one of us, whose financial statements, other financial information and auditor's report have been furnished to us by the management and our opinion on the consolidated Ind AS financial statements, in so far as it relates to the amounts and disclosures included in respect of these subsidiary and joint venture, our report in terms of sub-sections (3) and (11) of Section 143 of the Act, in so far as it relates to the aforesaid subsidiary and joint venture entity is based solely on the information provided by the management.

Our opinion on the consolidated Ind AS financial statements and our report on Other Legal and Regulatory Requirements below, is not modified in respect of the above matters.

Report on other legal and regulatory requirements

- As required by section 143(3) of the Act, based on our audit and on the consideration of audit reports of the other auditors on separate Financial Statements of such subsidiary and joint venture as were audited by other auditors, as noted in the 'Other Matters' paragraph, we report, to the extent applicable, that:
 - We have sought and obtained all the information and explanations which to the best of our knowledge and belief were necessary for the purposes of our audit of the aforesaid Consolidated Ind AS financial statements.
 - In our opinion, proper books of account as required by law relating to preparation of the aforesaid Consolidated Ind AS financial statements have been kept so far as it appears from our examination of those books and the reports of the other auditors.
 - The consolidated balance sheet, the consolidated statement of profit and loss (including other comprehensive income), the consolidated statement of changes in equity and the consolidated statement of cash flow dealt with by this Report are in agreement with the relevant books of account

- d) In our opinion, the aforesaid Consolidated Ind AS financial statements comply with the Ind AS specified under Section 133 of the Act.
- e) On the basis of the written representations received from the directors of the Holding Company as on March 31, 2024, taken on record by the Board of Directors of the Holding Company and the report of the statutory auditor of its subsidiary company and joint venture incorporated in India, none of the directors of the Group company, its joint venture incorporated in India are disqualified as on March 31, 2024 from being appointed as a director in terms of Section 164(2) of the Act.
- f) With respect to the adequacy of internal financial controls with reference to the consolidated Ind AS financial statements of the Holding Company, its subsidiary company and joint venture incorporated in India and the operating effectiveness of such controls, refer to our separate report in "Annexure A".
- g) In our opinion and according to the information and explanations given to us and based on the reports of the statutory auditors of such subsidiary company and joint venture incorporated in India which have been audited by one of us, the remuneration paid during the current year by the Holding Company, its subsidiary company and joint venture incorporated in India to its directors is in accordance with the provisions of Section 197 of the Act. The remuneration paid to any director by the Holding Company, its subsidiary company, and joint venture incorporated in India is not in excess of the limit laid down under Section 197 of the Act; and
- h) With respect to the other matters to be included in the Auditor's Report in accordance with Rule 11 of the Companies (Audit and Auditor's) Rules, 2014, in our opinion and to the best of our information and according to the explanations given to us and based on the consideration of audit reports of the other auditors on separate Financial Statements of such subsidiary and joint venture, as noted in the 'Other Matters' paragraph:

- The consolidated Ind AS financial statements disclose the impact of pending litigations as at March 31, 2024 on the consolidated financial position of the Group, joint venture – refer note 2.43 and 2.1.5 to the consolidated Ind AS financial statements.
- The Group and, its joint venture did not have any material foreseeable losses on long-term contracts including derivative contracts.
- There has been no delay in transferring amounts required to be transferred, to the Investor Education and Protection Fund by the Holding Company and its subsidiary company and joint venture incorporated in India during the year ended March 31, 2024.

- iv. The Management has represented that, to the best of our knowledge and belief, as disclosed in the note 2.55 to the consolidated Ind AS financial statements,
- that no funds (which are material either individually or in aggregate) advanced or loaned or invested (either from borrowed funds or share premium or any other sources or kind of funds) by the Holding Company or its subsidiary company incorporated in India or joint venture to or in any other person(s) or entity(ies), including foreign entities ("Intermediaries"), with the understanding, whether recorded in writing or otherwise, that the Intermediary shall, whether, directly or indirectly lend or invest in other persons or entities identified in any manner whatsoever by or on behalf of the Holding Company or its subsidiary company incorporated in India or joint venture ("Ultimate Beneficiaries") or provide any guarantee, security or the like on behalf of the Ultimate Beneficiaries. Based on reasonable audit procedures adopted by us, nothing has come to our notice that such representation contains any material misstatement;
 - no funds (which are material either individually or in aggregate) have been received by the Holding Company or its subsidiary company incorporated in India or joint venture from any person(s) or entity(ies), including foreign entities ("Funding Parties"), with the understanding, whether recorded in writing or otherwise, that the Holding Company or its subsidiary company incorporated in India or joint venture shall, whether, directly or indirectly, lend or invest in other persons or entities identified in any manner whatsoever by or on behalf of the Funding Party ("Ultimate Beneficiaries") or provide any guarantee, security or the like on behalf of the Ultimate Beneficiaries.

Based on the audit procedures that have been considered reasonable and appropriate in the circumstances, nothing has come to our notice that has caused us to believe that the representations under sub-clause (iv) contain any material misstatement.

- v. As stated in note 2.48(b) of the consolidated Ind AS financial statements:
- The interim dividend paid by the Holding Company during the year for the previous financial year is in accordance with section 123 of the Companies Act 2013 to the extent it applies to payment of dividend.

(₹ in lakhs except as otherwise stated)

- The interim dividend declared and paid by the Holding Company during the year and until the date of this report is in compliance with Section 123 of the Act.
- vi. Based on our examination which included test checks and that performed by the respective auditors of the subsidiary and joint venture which are companies incorporated in India whose financial statements have been audited by one of us under the Act, the Holding Company, subsidiary and joint venture have used an accounting software for maintaining their respective books of account for the financial year ended March 31, 2024 which has a feature of recording audit trail (edit log) facility and the same has operated throughout the year for all relevant transactions recorded in the software. Further, during the course of our audit, we and respective auditors of the above referred subsidiary and joint venture did not come across any instance of audit trail feature being tampered with.

As proviso to Rule 3(1) of the Companies (Accounts) Rules, 2014 is applicable from April 1, 2023, reporting under Rule 11(g) of the Companies (Audit and Auditor) Rules, 2014 on preservation of audit trail as per the statutory requirements for record retention is not applicable for the financial year ended March 31, 2024.

- With respect to the matters specified in paragraphs 3(xxi) and 4 of the Companies (Auditor's Report) Order, 2020 (the "CARO") issued by the Central Government in terms of Section 143(11) of the Act, to be included in the Auditor's report, according to the information and explanations given to us, and based on the CARO reports issued by us for the Holding Company and based on our consideration of CARO reports issued by the respective auditors of the subsidiary and joint venture included in the consolidated Ind AS financial statements of the Company, we report that there are no qualifications or adverse remarks in these CARO reports.

For **Jain & Trivedi**
Chartered Accountants
Firm Registration No: 113496W

Satish Trivedi
Partner
Membership No.: 38317
UDIN: 24038317BKDLBU5681

Place: Mumbai
Dated: May 30, 2024

For **N. A. Shah Associates LLP**
Chartered Accountants
Firm Registration No: 116560W / W100149

Prashant Daftary
Partner
Membership No.: 117080
UDIN: 24117080BKBPAM7584

Place: Mumbai
Dated: May 30, 2024

Annexure A to Independent Auditors' Report of even date on the consolidated financial statements of Kewal Kiran Clothing Limited

(₹ in lakhs except as otherwise stated)

[Referred to in paragraph 1 (f) under the heading 'Report on other legal and regulatory requirements' of our report of even date]

Report on the Internal Financial Controls under Clause (i) of Sub-section 3 of Section 143 of the Companies Act, 2013

Opinion

In conjunction with our audit of the consolidated Ind AS financial statements of Kewal Kiran Clothing Limited as of and for the year ended March 31, 2024, we have audited the internal financial controls with reference to the consolidated Ind AS financial statements of Kewal Kiran Clothing Limited ("the Holding Company"), its subsidiary company and its joint venture company, which are companies incorporated in India, as of that date.

In our opinion, the Holding Company, its subsidiary company and its joint venture company, which are companies incorporated in India, have, in all material respects, an adequate internal financial controls with reference to the consolidated Ind AS financial statements and such internal financial controls were operating effectively as at March 31, 2024, based on the internal controls over financial reporting criteria established by the respective companies considering the essential components of such internal controls stated in the Guidance Note on Audit of Internal Financial Controls Over Financial Reporting issued by the Institute of Chartered Accountants of India ("the Guidance Note").

Management's Responsibility for Internal Financial Controls

The respective Board of Directors of the Holding Company, its subsidiary company and its joint venture company, which are companies incorporated in India, are responsible for establishing and maintaining internal financial controls with reference to Consolidated Ind AS financial statements based on the internal controls over financial reporting criteria established by the respective companies considering the essential components of internal control stated in the Guidance Note. These responsibilities include the design, implementation and maintenance of adequate internal financial controls that were operating effectively for ensuring the orderly and efficient conduct of its business, including adherence to the respective company's policies, the safeguarding of its assets, the prevention and detection of frauds and errors, the accuracy and completeness of the accounting records, and the timely preparation of reliable financial information, as required under the Act.

Auditors' Responsibility

Our responsibility is to express an opinion on the Holding Company, its subsidiary and joint venture, which are companies incorporated in India internal financial controls with reference to the consolidated Ind AS financial statements based on our audit. We conducted our audit in accordance with the Guidance Note and the Standards on Auditing ("SA"), prescribed under section 143(10) of the Act, to the extent applicable to an audit of internal financial controls with reference to the consolidated Ind AS financial statements. Those SAs and the Guidance Note require that we comply with ethical requirements and plan and perform the audit to obtain reasonable assurance about whether adequate internal financial controls with reference to the consolidated Ind AS financial statements were established and maintained and if such controls operated effectively in all material respects.

Our audit involves performing procedures to obtain audit evidence about the adequacy of the internal financial controls with reference to the consolidated Ind AS financial statements and their operating effectiveness. Our audit of internal financial controls with reference to the consolidated Ind AS financial statements included obtaining an understanding of internal financial controls with reference to the consolidated Ind AS financial statements, assessing the risk that a material weakness exists, and testing and evaluating the design and operating effectiveness of the internal controls based on the assessed risk. The procedures selected depend on the auditor's judgement, including the assessment of the risks of material misstatement of the consolidated Ind AS financial statements, whether due to fraud or error.

We believe that the audit evidence we have obtained and the audit evidence obtained by the other auditors in terms of their reports referred to in the 'Other Matters' paragraph below, is sufficient and appropriate to provide a basis for our audit opinion on the internal financial controls with reference to the consolidated Ind AS financial statements.

Meaning of Internal Financial Controls over Financial Reporting

A company's internal financial controls with reference to the consolidated Ind AS financial statements is a process designed to provide reasonable assurance regarding the reliability of financial reporting and the preparation of financial statements for external purposes in accordance with generally accepted accounting principles. A company's internal financial controls with reference to the consolidated Ind AS financial statements includes those policies and procedures that (1) pertain to the maintenance of records that, in reasonable detail, accurately and fairly reflect the transactions and dispositions of the assets of the company; (2) provide reasonable assurance that

transactions are recorded as necessary to permit preparation of financial statements in accordance with generally accepted accounting principles, and that receipts and expenditures of the company are being made only in accordance with authorisations of management and directors of the company; and (3) provide reasonable assurance regarding prevention or timely detection of unauthorised acquisition, use, or disposition of the company's assets that could have a material effect on the consolidated Ind AS financial statements.

Inherent Limitations of Internal Financial Controls Over Financial Reporting

Because of the inherent limitations of internal financial controls with reference to the consolidated Ind AS financial statements, including the possibility of collusion or improper management override of controls, material misstatements due to error or fraud may occur and not be detected. Also, projections of any evaluation of the internal financial controls with reference to the consolidated Ind AS financial statements to future periods are subject to the risk that the internal financial controls with reference to the consolidated Ind AS financial statements may become inadequate because of changes in conditions, or that the degree of compliance with the policies or procedures may deteriorate.

Other Matters

Our aforesaid report under Section 143(3)(i) of the Act on the adequacy and operating effectiveness of the internal financial controls system with reference to the consolidated Ind AS financial statements in so far as it relates to one subsidiary company and one joint venture company, which are companies incorporated in India, is based on the corresponding reports of the auditors of such subsidiary and joint venture incorporated in India.

For **Jain & Trivedi**

Chartered Accountants
Firm Registration No: 113496W

For **N. A. Shah Associates LLP**

Chartered Accountants
Firm Registration No: 116560W / W100149

Satish Trivedi

Partner
Membership No.: 38317
UDIN: 24038317BKDLBU5681

Prashant Daftary

Partner
Membership No.: 117080
UDIN: 24117080BKBPAM7584

Place: Mumbai
Dated: May 30, 2024

Place: Mumbai
Dated: May 30, 2024

Consolidated Balance Sheet

as at March 31, 2024 | CIN: L18101MH1992PLC065136

(₹ in lakhs except as otherwise stated)

Particulars	Note	As at March 31, 2024	As at March 31, 2023
ASSETS			
1) Non-Current Assets			
a) Property, Plant and Equipment	2.1.a	9,673.40	9,169.08
b) Right of Use Asset	2.1.b	1,896.90	1,602.64
c) Capital Work in Progress	2.1.c	-	126.90
d) Investment Property	2.1.d	123.24	126.17
e) Other Intangible Assets	2.1.e	19.93	24.58
f) Financial Assets			
i) Investment in Joint Venture	2.2	294.68	301.13
ii) Investments others	2.3	1,801.74	2,247.54
iii) Loans	2.4	8.54	8.28
iv) Other Financial Assets	2.5	1,185.36	2,013.13
g) Deferred Tax Assets (Net)	2.6	-	28.00
h) Non-Current Tax Asset (Net)	2.7	191.40	9.79
i) Other Non-Current Assets	2.8	123.72	253.97
		15,318.91	15,911.21
2) Current Assets			
a) Inventories	2.9	8,200.56	16,558.81
b) Financial Assets			
i) Investments	2.10	15,585.29	12,692.95
ii) Trade Receivables	2.11	20,278.38	16,992.11
iii) Cash & Cash Equivalents	2.12	21,654.40	17,040.98
iv) Bank balances other than iii above	2.13	261.19	10.06
v) Loans	2.14	6.17	5.35
vi) Other Financial Assets	2.15	272.92	129.52
c) Other Current Assets	2.16	2,144.85	2,337.78
		68,403.76	65,767.56
		83,722.67	81,678.77
TOTAL ASSETS			
EQUITY & LIABILITIES			
Equity			
a) Equity Share Capital	2.17	6,162.52	6,162.52
b) Other Equity	2.18	61,411.25	48,538.09
		67,573.77	54,700.61
Liabilities			
1) Non-Current Liabilities			
a) Financial Liabilities			
i) Lease liabilities	2.19	1,424.34	1,286.52
b) Provisions	2.20	6.50	6.50
c) Deferred Tax Liability (Net)	2.6	432.00	-
		1,862.84	1,293.02
2) Current Liabilities			
a) Financial Liabilities			
i) Borrowings	2.21	247.81	5,082.13
ii) Lease liabilities	2.22	298.29	229.64
iii) Trade Payables	2.23		
- total outstanding dues to micro and small enterprises		43.14	32.73
- total outstanding dues to creditors other than micro and small enterprises		4,318.39	4,777.14
iv) Other financial liabilities	2.24	1,921.69	1,890.88
b) Other Current Liabilities	2.25	3,495.93	4,121.97
c) Provisions	2.26	3,777.83	9,465.19
d) Current Tax Liabilities (Net)	2.27	182.98	85.46
		14,286.06	25,685.14
		83,722.67	81,678.77
TOTAL EQUITY AND LIABILITIES			
Material accounting policies and notes on accounts	1 & 2		

The notes referred to above form integral part of Financial Statements

As per our audit report of even date

For and on behalf of
Jain & Trivedi
Chartered Accountants
Registration No.: 113496W

N.A. Shah Associates LLP
Chartered Accountants
Registration No.: 116560W / W100149

Satish Trivedi
Partner
Membership No.: 38317

Prashant Daftary
Partner
Membership No.: 117080

Nimesh Anandpara
Dy. Chief Financial Officer

For and on behalf of the Board of Directors
of Kewal Kiran Clothing Ltd

Kewalchand P Jain
Chairman & Managing Director
DIN No: 00029730

Bharat Adnani
Chief Financial Officer
Place: Mumbai
Date: May 30, 2024

Hemant P Jain
Jt. Managing Director
DIN No: 00029822

Abhijit Warange
Company Secretary

Place: Mumbai
Date: May 30, 2024

Consolidated Statement of Profit and Loss

for the year ended March 31, 2024 | CIN: L18101MH1992PLC065136

(₹ in lakhs except as otherwise stated)

Particulars	Note	For the Year Ended March 31, 2024	For the Year Ended March 31, 2023
INCOME			
Revenue from Operations	2.28	86,049.86	77,945.34
Other Income	2.29	3,687.39	2,021.57
		89,737.25	79,966.91
EXPENDITURE			
Cost of Material Consumed	2.30	29,664.69	40,227.30
Purchases of Stock in Trade: Lifestyle Accessories/ Products		3,688.51	2,809.09
Changes in inventories of Finished goods, Stock in trade and Work in progress	2.31	9,305.23	(5,808.97)
Employee Benefit Expenses	2.32	10,530.71	9,786.28
Finance Cost	2.33	435.94	638.53
Depreciation and Amortization Expenses	2.1	1,036.96	873.07
Manufacturing and Operating Expenses	2.34	6,056.45	7,659.34
Administrative and Other Expenses	2.35	4,713.54	3,635.73
Selling and Distribution Expenses	2.36	4,376.25	4,445.04
		69,808.28	64,265.41
Profit before exceptional items, share of profit/(loss) of investment using equity method and tax		19,928.97	15,701.50
Share of profit/(loss) of joint venture using equity method		(6.45)	(14.10)
Profit before exceptional items and tax		19,922.52	15,687.40
Exceptional items		-	-
Net Profit Before Tax		19,922.52	15,687.40
Tax Expense			
Current Tax		4,170.00	3,777.31
Deferred Tax		498.42	8.00
(Excess)/Short Provision for Taxes of Earlier Years		(153.47)	-
Net Profit for the year		15,407.57	11,902.09
Other Comprehensive Income (OCI)			
Items that will not be reclassified to Profit and Loss			
Effect [gain / (loss)] of measuring equity instruments at fair value through OCI		82.21	(111.10)
Remeasurement gain / (loss) on net defined benefit liability		(190.03)	34.51
Income tax relating to items that will not be reclassified to profit and loss		38.42	0.98
Total Other Comprehensive Income		(69.40)	(75.61)
Total Comprehensive Income for the year (Comprising Profit and Other comprehensive Income for the year)		15,338.17	11,826.48
Earnings per Share - Basic and Diluted (Face Value of ₹ 10 each fully paid up)		25.00	19.31
Weighted Average Number of Shares used in computing Earnings per Share -Basic and Diluted		6,16,25,185	6,16,25,185
Material accounting policies and notes on accounts	1&2		

The notes referred to above form integral part of Statement of Profit and Loss

As per our audit report of even date

For and on behalf of
Jain & Trivedi
Chartered Accountants
Registration No.: 113496W

N.A. Shah Associates LLP
Chartered Accountants
Registration No.: 116560W / W100149

Satish Trivedi
Partner
Membership No.: 38317

Prashant Daftary
Partner
Membership No.: 117080

Nimesh Anandpara
Dy. Chief Financial Officer

Place: Mumbai
Date: May 30, 2024

For and on behalf of the Board of Directors
of Kewal Kiran Clothing Ltd

Kewalchand P Jain
Chairman & Managing Director
DIN No: 00029730

Bharat Adnani
Chief Financial Officer
Place: Mumbai
Date: May 30, 2024

Hemant P Jain
Jt. Managing Director
DIN No: 00029822

Abhijit Warange
Company Secretary

Consolidated Cash Flow Statement

for the year ended March 31, 2024 | CIN: L18101MH1992PLC065136

(₹ in lakhs except as otherwise stated)

Particulars	For the Year Ended March 31, 2024	For the Year Ended March 31, 2023
A. CASH FLOW FROM OPERATING ACTIVITIES		
Net Profit Before Tax as per Statement of Profit and Loss	19,922.52	15,687.40
Adjustments for:		
Depreciation/ Amortization on plant property and equipment and intangible asset	1,034.04	870.14
Share of loss in Joint venture	6.45	14.10
(Gain)/Loss on Sale / discard of Property plant & equipment (Tangible Assets) (Net)	(0.17)	(19.07)
Depreciation on Investment Property	2.92	2.93
Net Gain arising on Financials asset measured at Fair value through profit or loss (FVTPL)	(3,112.32)	(666.18)
(Gain)/Loss on Sale of Investments (Net)	(86.95)	(957.44)
Sundry Balance (written back)/written off (Net)	0.01	(1.02)
Bad Debts	1,251.97	-
Finance costs	431.83	633.71
Dividend Income	(16.11)	(25.27)
Allowance for expected credit loss, Advances and Deposits (Net)	(540.00)	341.74
Provision/ (Reversal of Provision) of Exchange Rate Fluctuation (Net)	(0.49)	0.01
Interest Income	(340.10)	(212.06)
	(1,368.92)	(18.41)
	18,553.60	15,668.99
Changes in Current & Non-current Assets and Liabilities		
(Increase)/Decrease in Trade Receivable and Other Assets	(3,312.23)	369.62
(Increase)/Decrease in Inventories	8,358.25	(7,035.37)
Increase/ (Decrease) in Trade Payables, Liabilities and Provisions	(6,058.18)	2,000.77
	(1,012.16)	(4,664.98)
Net Cash generated/(used in) Operating Activities	17,541.44	11,004.01
Less: Income Tax paid (Net of Refund)	(3,956.35)	(3,496.30)
Net Cash generated/(used in) Operating Activities	13,585.09	7,507.71
B. CASH FLOW FROM INVESTING ACTIVITIES		
Purchase of Property Plant & Equipment (including Capital Advances)	(956.32)	(2,400.57)
Sale of Property Plant & Equipment	20.92	28.86
Purchase of Investments (current and non current)	(1,251.13)	(5,350.13)
Redemption of Investments [(OCI, current and non-current) (net of taxes of ₹ 26.75 lakhs (P.Y : ₹ 89.70 lakhs))]	970.32	5,660.31
Bank Deposit offered as Security	(292.29)	-
Maturity of Bank Deposit offered as Security	275.29	47.46
Dividend Income	16.11	25.27
Less : Income Tax Paid	(4.05)	(6.36)
Interest received	298.15	278.29
Less : Income Tax Paid	(75.04)	(70.04)
Net Cash generated / (used in) Investing Activities	(998.04)	(1,786.91)

Consolidated Cash Flow Statement

for the year ended March 31, 2024 | CIN: L18101MH1992PLC065136

(₹ in lakhs except as otherwise stated)

Particulars	For the Year Ended March 31, 2024	For the Year Ended March 31, 2023
C. CASH FLOW FROM FINANCING ACTIVITIES		
Proceeds from Working Capital Demand Loans	-	14,500.00
Repayment of Working Capital Demand Loans	(3,500.00)	(14,000.00)
Interest and Finance Charges	(287.23)	(541.17)
Payment of Lease liability [including interest of ₹ 144.60 lakhs, (P.Y. ₹ 75.95 lakhs)]	(390.17)	(271.34)
Payment of Dividend	(2,461.93)	(4,928.68)
Net Cash generated/(used in) Financing Activities	(6,639.33)	(5,241.19)
Net Increase/ (Decrease) in Cash & Cash Equivalents	5,947.72	479.61
CASH AND CASH EQUIVALENTS - OPENING	15,458.86	14,979.23
	21,406.58	15,458.84
Effect of Exchange(Gain)/Loss on Cash and Cash Equivalents	0.01	0.01
CASH AND CASH EQUIVALENTS - CLOSING	21,406.59	15,458.85
Note:		
i. Components of Cash and Cash Equivalent		
Cash and Cash Equivalent as on date	21,654.40	17,040.98
Less: Bank Overdraft / Cash Credit	(247.81)	(1,582.13)
Total Cash and Cash Equivalent	21,406.59	15,458.85
Material accounting policies and notes on accounts	1&2	

ii. The Aggregate Income Tax paid during the period is ₹ 4,063.76 lakhs (P.Y. ₹ 3,700.58 lakhs).

iii. Refer note 2.58 for disclosures relating to Ind AS 7

As per our audit report of even date

**For and on behalf of
Jain & Trivedi**
Chartered Accountants
Registration No.: 113496W

N.A. Shah Associates LLP
Chartered Accountants
Registration No.: 116560W / W100149

**For and on behalf of the Board of Directors
of Kewal Kiran Clothing Ltd**

Satish Trivedi
Partner
Membership No.: 38317

Prashant Daftary
Partner
Membership No.: 117080

Kewalchand P Jain
Chairman & Managing Director
DIN No: 00029730

Hemant P Jain
Jt. Managing Director
DIN No: 00029822

Nimesh Anandpara
Dy. Chief Financial Officer

Bharat Adnani
Chief Financial Officer
Place: Mumbai
Date: May 30, 2024

Abhijit Warange
Company Secretary

Place: Mumbai
Date: May 30, 2024

Statement of Consolidated Change in Equity

for the year ended March 31, 2024 | CIN: L18101MH1992PLC065136

(₹ in lakhs except as otherwise stated)

A) EQUITY SHARE CAPITAL	As at March 31, 2024	As at March 31, 2023
Balance at the beginning of the year	6,162.52	6,162.52
Changes in Equity Share capital during the year	-	-
Balance at the end of the year	6,162.52	6,162.52

B) OTHER EQUITY	General Reserve	Retained Earning	Securities premium	Business Progressive fund	Cost Contingency Fund	Equity Instruments through OCI	Total
Balance as at March 31, 2023 (I)	5,375.63	35,498.26	3,496.75	4,000.00	-	167.44	48,538.08
Profit for the period	-	15,407.57	-	-	-	-	15,407.57
Items of OCI for the year, net of tax							
Remeasurement of net defined benefit liability (net of tax of ₹ 47.82 lakhs)	-	(142.20)	-	-	-	-	(142.20)
Amount transferred from retained earning to cost contingency fund	-	(3,000.00)	-	-	3,000.00	-	-
Effect of measuring equity instruments at fair value through OCI (net of tax of ₹ (9.40) lakhs)	-	-	-	-	-	72.81	72.81
Derecognition of equity instruments measuring at fair value through OCI	-	124.03	-	-	-	(124.03)	-
Total Comprehensive income for the year (2023-24) (II)	-	12,389.40	-	-	3,000.00	(51.22)	15,338.18
Reduction during the year							
Dividends	-	(2,465.01)	-	-	-	-	(2,465.01)
Total (III)	-	(2,465.01)	-	-	-	-	(2,465.01)
Balance as at March 31, 2024 (IV) = I+II+III	5,375.63	45,422.65	3,496.75	4,000.00	3,000.00	116.22	61,411.25

As per our audit report of even date

For and on behalf of

Jain & Trivedi
Chartered Accountants
Registration No.: 113496W

N.A. Shah Associates LLP
Chartered Accountants
Registration No.: 116560W / W100149

Satish Trivedi
Partner
Membership No.: 38317

Prashant Daftary
Partner
Membership No.: 117080

Nimesh Anandpara
Dy. Chief Financial Officer

Place: Mumbai
Date: May 30, 2024

For and on behalf of the Board of Directors
of Kewal Kiran Clothing Ltd

Kewalchand P Jain
Chairman & Managing Director
DIN No: 00029730

Bharat Adnani
Chief Financial Officer
Place: Mumbai
Date: May 30, 2024

Hemant P Jain
Jt. Managing Director
DIN No: 00029822

Abhijit Warange
Company Secretary

Statement of Consolidated Change in Equity

for the year ended March 31, 2024 | CIN: L18101MH1992PLC065136

(₹ in lakhs except as otherwise stated)

A) EQUITY SHARE CAPITAL	As at March 31, 2023	As at March 31, 2022
Balance at the beginning of the reporting year	6,162.52	1,232.50
Changes in Equity Share capital during the year (issue of bonus shares) (refer note 2.17.5(ii))	-	4,930.02
Balance at the end of the reporting year	6,162.52	6,162.52

B) OTHER EQUITY	General Reserve	Retained Earning	Securities premium	Business Progressive fund	Equity Instruments through OCI	Total
Balance as at March 31, 2022 (I)	5,375.63	28,500.38	3,496.75	4,000.00	268.87	41,641.63
Profit for the year	-	11,902.09	-	-	-	11,902.09
Items of OCI for the year, net of tax						
Remeasurement of net defined benefit liability (net of tax ₹ (8.69) lakhs)	-	25.82	-	-	-	25.82
Effect of measuring equity instruments at fair value through OCI (net of tax ₹ 9.67 lakhs)	-	-	-	-	(101.43)	(101.43)
Total Comprehensive income for the year (2022-23) (II)	-	11,927.91	-	-	(101.43)	11,826.48
Reduction during the year						
Dividends	-	(4,930.02)	-	-	-	(4,930.02)
Total (III)	-	(4,930.02)	-	-	-	(4,930.02)
Balance as at March 31, 2023 (IV) = I+II+III	5,375.63	35,498.27	3,496.75	4,000.00	167.44	48,538.09

Consolidated Notes

on accounts for the year ended March 31, 2024 | CIN: L18101MH1992PLC065136

(₹ in lakhs except as otherwise stated)

1. Company Overview and Material Accounting Policies:

A. Corporate Information:

Kewal Kiran Clothing Limited ("the Parent Company") is a Public Limited Company incorporated in India having its registered office at Kewal Kiran Estate, 460/7, I.B. Patel Road, Near Western Express Highway, Goregoan (East), Mumbai, Maharashtra. Its equity shares are listed on the National Stock Exchange (NSE) and Bombay Stock Exchange (BSE) in India.

The Parent Company is engaged into manufacturing, marketing and retailing of branded readymade garments and finished accessories.

The financial statements of the Parent Company for the year ended March 31, 2024 were approved and adopted by board of directors of the Company in their meeting dated May 30, 2024.

The Parent Company together with its joint venture (i.e. White Knitwear Private Limited) and its subsidiary (i.e. K-Lounge Lifestyle Limited) is referred to as the "Group".

B. Statement of Compliance and Basis of Preparation and Consolidation:

(i) Compliance with Ind AS:

The Consolidated Financial Statements (CFS) are prepared in accordance with Indian Accounting Standards ("Ind AS") as notified under the Companies (Indian Accounting Standards) Rules, 2015 and relevant amendment rules issued thereafter, read with Section 133 of the Companies Act, 2013 ("the Act") and presentation requirements of Division II of Schedule III of the Act and the relevant provisions of the Companies Act, 2013 ("the Act") and guidelines issued by the Securities and Exchange Board of India ("SEBI"), as applicable.

Accounting policies have been consistently applied except where a newly issued accounting standard is initially adopted or a revision to an existing accounting standard requires a change in the accounting policy hitherto in use.

(ii) Basis of Preparation and presentation:

Basis of Preparation:

The financial statements have been prepared on a historical cost basis, except the following assets and liabilities which have been measured at fair value:

- Certain financial assets and liabilities (refer accounting policy regarding financial instruments).
- Employee's Defined Benefit Plan as per actuarial valuation.

Fair value is the price that would be received to sell an asset or paid to transfer a liability in an orderly transaction between market participants at the measurement date under current market conditions, regardless of whether that price is directly observable or estimated using another valuation technique. In determining the fair value of an asset or a liability, the Group takes into account the characteristics of the asset or liability if market participants would take those characteristics into account when pricing the asset or liability at the measurement date.

Functional and Presentation Currency:

Items included in the CFS of the Group are measured using the currency of the primary economic environment in which the entity operates ("the functional currency").

The CFS are presented in Indian Rupees and all values are rounded to the nearest lakhs (INR 00,000), except otherwise indicated.

(iii) Basis of Consolidation:

a) Principles of Consolidation:

- The consolidated financial statements relate to the financial statements of the holding Company, its subsidiary and joint venture as on date. Control is achieved when the Group is exposed, or has rights, to variable returns from its involvement with the investee and has the ability to affect those returns through its power over the investee. Specifically, the Group controls an investee if and only if the Group has:
 - Power over the investee (i.e. existing rights that give it the current ability to direct the relevant activities of the investee),
 - Exposure, or rights, to variable returns from its involvement with the investee, and
 - The ability to use its power over the investee to affect its returns.
- The Group can have power over the investee even if it owns less than majority voting rights i.e. rights arising from other contractual arrangements. The Group re-assesses whether or not it controls an investee, if facts

Consolidated Notes

on accounts for the year ended March 31, 2024 | CIN: L18101MH1992PLC065136

(₹ in lakhs except as otherwise stated)

and circumstances indicate that there are changes to one or more of the three elements of control.

- Consolidation of a subsidiary begins when the Group obtains control over the subsidiary and ceases when the Group loses control of the subsidiary. Assets, liabilities, income and expenses of a subsidiary acquired or disposed of during the year are included in the consolidated financial statements from the date the Group gains control until the date the Group ceases to control the subsidiary.
- Consolidated financial statements are prepared using uniform accounting policies for like transactions and other events in similar circumstances. If a member of the group uses accounting policies other than those adopted in the consolidated financial statements for like transactions and events in similar circumstances, appropriate adjustments are made to that group member's financial statements in preparing the consolidated financial statements to ensure conformity with the Group's accounting policies.
- The financial statements of all entities used for the purpose of consolidation are drawn up to same reporting date as that of the holding Company, i.e., year ended on March 31, 2024. When the end of the reporting period of the holding Company is different from that of a subsidiary, the subsidiary prepares, for consolidation purposes, additional financial information as of the same date as the financial statements of the holding Company to enable the holding Company to consolidate the financial information of the subsidiary, unless it is impracticable to do so.
 - Consolidation Procedure:**
 - Consolidation procedure for Subsidiary:**

The financial statements of the Group have been combined on line-by-line basis by adding book values of lines items of assets, liabilities, equity, income, expenses and cash flows of the holding Company with those of its subsidiary. For this purpose, income and expenses of the subsidiary are based on the amounts of the assets and liabilities recognised in the consolidated financial statements at the acquisition date.
 - Eliminations:**
 - Offset (eliminate) the carrying amount of the holding Company's investment in each subsidiary and the holding Company's portion of equity of each subsidiary.

- Eliminate in full intra-group assets and liabilities, equity, income, expenses and cash flows relating to transactions between entities of the group (profits or losses resulting from intra-group transactions that are recognised in assets, such as inventory and fixed assets, are eliminated in full). Intra-group losses may indicate an impairment that requires recognition in the consolidated financial statements. Ind AS 12 'Income Taxes' applies to temporary differences that arise from the elimination of profits and losses resulting from intra-group transactions.

iii) Consolidation procedure for Joint Venture:

A joint venture is a type of joint arrangement whereby the parties that have joint control of the arrangement have rights to the net assets of the joint venture. Joint control is the contractually agreed sharing of control of an arrangement, which exists only when decisions about the relevant activities require unanimous consent of the parties sharing control.

The Group's investments in its joint venture are accounted for using the equity method:

Equity Method:

Under the equity method, the investment in a joint venture is initially recognised at cost. The carrying amount of the investment is adjusted to recognise changes in the Group's share of net assets of the joint venture since the acquisition date. Goodwill relating to the joint venture is included in the carrying amount of the investment and is not tested for impairment individually.

The statement of profit and loss reflects the Group's share of the results of operations of the joint venture.

Any change in OCI of those investees is presented as part of the Group's OCI. In addition, when there has been a change recognised directly in the equity of the joint venture, the Group recognises its share of any changes, when applicable, in the statement of changes in equity. Unrealised gains and losses resulting from transactions between the Group and the joint venture are eliminated to the extent of the interest in the joint venture.

The aggregate of the Group's share of profit or loss of a joint venture is shown on the face of the statement of profit and loss. The financial statements of the joint venture are prepared for the same reporting period as the Group. When necessary, adjustments are made

Consolidated Notes

on accounts for the year ended March 31, 2024 | CIN: L18101MH1992PLC065136

(₹ in lakhs except as otherwise stated)

to bring the accounting policies in line with those of the Group.

After application of the equity method, the Group determines whether it is necessary to recognise an impairment loss on its investment in its joint venture. At each reporting date, the Group determines whether there is objective evidence that the investment in the joint venture is impaired. If there is such evidence, the Group calculates the amount of impairment as the difference between the recoverable amount of the joint venture and its carrying value and then recognises the loss as 'Share of profit of a joint venture' in the statement of profit or loss.

Upon loss of significant influence over the joint control over the joint venture, the Group measures and recognises any retained investment at its fair value. Any difference between the carrying amount of the joint venture upon loss of significant influence or joint control and the fair value of the retained investment and proceeds from disposal is recognised in profit or loss.

C. Summary of Material Accounting Policies

1.1 Classification of Assets and Liabilities into Current/Non-Current:

The operating cycle is the time between the acquisition of assets for processing and their realisation in cash and cash equivalents.

The Group has ascertained its operating cycle as twelve months for the purpose of Current/ Non-Current classification of its Assets and Liabilities.

For the purpose of Balance Sheet,

An asset is classified as current if:

- It is expected to be realised, or is intended to be sold or consumed, in the normal operating cycle; or
- It is held primarily for the purpose of trading; or
- It is expected to realise the asset within twelve months after the reporting period; or
- The asset is a cash or cash equivalent unless it is restricted from being exchanged or used to settle a liability for at least twelve months after the reporting period.

All other assets are classified as non-current.

A liability is classified as current if:

- It is expected to be settled in the normal operating cycle; or
- It is held primarily for the purpose of trading; or
- It is due to be settled within twelve months after the reporting period; or
- The Group does not have an unconditional right to defer the settlement of the liability for at least twelve months after the reporting period. Terms of a liability that could result in its settlement by the issue of equity instruments at the option of the counterparty does not affect this classification.

All other liabilities are classified as non-current.

Deferred tax assets and liabilities are classified as non-current assets and liabilities as the case may be.

1.2 Property, Plant and Equipment (PPE):

Freehold land is carried at historical cost. Historical cost includes expenditure that is directly attributable to the acquisition of the items. The initial cost of PPE comprises its purchase price, including import duties and non-refundable purchase taxes and any directly attributable costs of bringing an asset to working condition and location for its intended use, including relevant borrowing costs and any expected costs of decommissioning. Following initial recognition, items of PPE are carried at its cost less accumulated depreciation and accumulated impairment losses, if any. Gross carrying amount of all PPE are measured using cost model. PPE are eliminated from financial statement either on disposal or when retired from active use. Capital work-in-progress comprises of cost incurred on property, plant and equipment under construction / acquisition that are not yet ready for their intended use at the Balance Sheet Date.

Subsequent expenditure is capitalized to the asset's carrying amount only when it is probable that future economic benefits associated with these, will flow to the Group and the cost of the item can be measured reliably. All other repairs and maintenance costs are recognised in the Statement of Profit and Loss when incurred.

If significant parts of an item of PPE have different useful lives, then they are accounted for as separate items (major components) of PPE. Material items such as spare parts, stand-by equipment and service equipment are classified as PPE when they meet the definition of PPE as specified in Ind AS 16 – Property, Plant and Equipment.

Property, plant and equipment are eliminated from financial statement either on disposal or when retired from active

Consolidated Notes

on accounts for the year ended March 31, 2024 | CIN: L18101MH1992PLC065136

(₹ in lakhs except as otherwise stated)

use. Assets held for disposal are stated at net realizable value. Losses arising in case of retirement of property, plant and equipment and gains or losses arising from disposal of property, plant and equipment are recognized in the statement of profit and loss in the year of occurrence.

1.3 Expenditure during construction period:

Expenditure / Income during construction period (including financing cost related to borrowed funds for construction or acquisition of qualifying PPE) is included under Capital Work-in-Progress and the same is allocated to the respective PPE on the completion of their construction.

Advances given towards acquisition or construction of PPE outstanding at each reporting date are disclosed as Capital Advances under "Other non-current Assets".

1.4 Depreciation:

- Depreciation on the property, plant and equipment (other than freehold land and capital work in progress) is provided on a straight-line method (SLM) over their useful lives which is in consonance of useful life mentioned in Schedule II to the Act except certain class of assets specified in table (i) below, based on internal assessment estimated by the management of The Group, where the useful life is lower than as mentioned in said Schedule II.

Assets where useful life is lower than useful life mentioned in Schedule II:

Assets	Estimated useful life depreciated on SLM basis
Furniture & fittings at retail stores	5 years
Second hand factory / office building (RCC frame structure)	30 years
Second hand factory / office building (other than RCC frame structure)	5 years
Individual assets whose cost does not exceed ₹ 5,000	Fully depreciated in the year of purchase

- The range of useful lives of the property, plant and equipment not covered in table above and are in accordance with Schedule II are as follows:

Particulars	Useful life
Factory buildings	30 years
Other buildings (RCC structure)	60 years
Other Plant and Machinery	15 years
Computers	3 years

Particulars	Useful life
Furniture & fittings (other than retail)	10 years
Motor vehicles	8 years
Windmill	22 years
Office Equipments	5 years

- In case of assets purchased, sold or discarded during the year, depreciation on such assets is calculated on pro-rata basis from the date of such addition or as the case may be, upto the date on which such asset has been sold or discarded.
- Depreciation methods, useful lives and residual values are reviewed at each financial year end and adjusted prospectively.
- Leasehold lands are amortized over the period of lease or useful life whichever is lower. Buildings constructed on leasehold land are depreciated over its useful life which matches with the useful life mentioned in Schedule II. In cases where building is having useful life greater than the period of lease (where the Group does not have right of renewal), the same is amortized over the lease period of land.

1.5 Investment properties & Depreciation on Investment Properties

- Property that is held for long-term rental yields or for capital appreciation or both and that is not occupied by the Group for its own business, is classified as investment property. Investment properties are measured at its cost, including related transaction costs and where applicable borrowing costs less depreciation and impairment if any.
- Investment properties are measured initially at cost, including transaction costs. Cost of investment properties includes non-refundable taxes and duties, borrowing cost directly attributable to the qualifying asset and any directly attributable costs of bringing the asset to its working condition and location and present value of any obligatory decommissioning cost for its intended use.

Subsequent expenditure is capitalized to the asset's carrying amount only when it is probable that future economic benefits associated with these, will flow to the Group and the cost of the item can be measured reliably. All other repairs and maintenance costs are recognised in the Statement of Profit and Loss when incurred.

Consolidated Notes

on accounts for the year ended March 31, 2024 | CIN: L18101MH1992PLC065136

(₹ in lakhs except as otherwise stated)

- c) Depreciation on building held as Investment Properties is provided over its useful life (of 60 years) using the straight line method.

In the case of investment property purchased, sold or discarded during the year, depreciation on such investment property is calculated on pro-rata basis from the date of such addition or as the case may be, upto the date on which such investment property has been sold or discarded.

The residual values, useful lives and methods of depreciation of investment properties are reviewed at each balance sheet date to reflect the expected pattern of consumption of the future benefits embodied in the investment properties and in case of any changes, effect of the same is given prospectively.

1.6 Intangible Assets and Amortisation:

- a) Intangible assets are recognized only if it is probable that the future economic benefits attributable to asset will flow to the Group and the cost of asset can be measured reliably. Intangible assets are stated at cost of acquisition/development less accumulated amortization and accumulated impairment loss if any.
- b) Cost of an intangible asset includes purchase price including non-refundable taxes and duties, borrowing cost directly attributable to the qualifying asset and any directly attributable expenditure on making the asset ready for its intended use.
- c) Intangible assets under development comprises of cost incurred on intangible assets under development that are not yet ready for their intended use as at the Balance Sheet date.
- d) Class of intangible assets and their estimated useful lives are as under:

Assets	Estimated useful life amortized on SLM basis
Computer software	3 years

- e) Amortisation methods and useful lives are reviewed at each financial year end and adjusted prospectively.
- f) In case of assets purchased during the year, amortization on such assets is calculated on pro-rata basis from the date of such addition.

1.7 Non-current assets (or disposal groups) classified as held for disposal:

Assets are classified as held for disposal and stated at the lower of carrying amount and fair value less costs to sell.

To classify any Asset as "Asset held for disposal" the asset must be available for immediate sale and its sale must be highly probable. Such assets are presented separately in the Balance Sheet, in the line "Assets held for disposal". Once classified as held for disposal, intangible assets and PPE are no longer amortised or depreciated, but carried at lower of cost or NRV.

1.8 Impairment of Non-Financial Assets:

At the end of each reporting period, the Group reviews the carrying amounts of non-financial assets to determine whether there is any indication that those assets have suffered an impairment loss. If any such indication exists, the recoverable amount of the asset is estimated in order to determine the extent of the impairment loss (if any). When it is not possible to estimate the recoverable amount of an individual asset, the Group estimates the recoverable amount of the cash-generating unit to which the asset belongs. When a reasonable and consistent basis of allocation can be identified, corporate assets are also allocated to individual cash-generating units, or otherwise they are allocated to the smallest group of cash-generating units for which a reasonable and consistent allocation basis can be identified.

Intangible assets with indefinite useful lives and intangible assets not yet available for use are tested for impairment at least annually and whenever there is an indication that the asset may be impaired.

Recoverable amount is the higher of fair value less costs of disposal and value in use. In assessing value in use, the estimated future cash flows are discounted to their present value using a pre-tax discount rate that reflects current market assessments of the time value of money and the risks specific to the asset for which the estimates of future cash flows have not been adjusted.

If the recoverable amount of an asset (or cash-generating unit) is estimated to be less than its carrying amount, the carrying amount of the asset (or cash-generating unit) is reduced to its recoverable amount. An impairment loss is recognised immediately in Statement of Profit and Loss, unless the relevant asset is carried at a revalued amount, in which case the impairment loss is treated as a revaluation decrease.

Consolidated Notes

on accounts for the year ended March 31, 2024 | CIN: L18101MH1992PLC065136

(₹ in lakhs except as otherwise stated)

When an impairment loss subsequently reverses, the carrying amount of the asset (or a cash-generating unit) is increased to the revised estimate of its recoverable amount, but so that the increased carrying amount does not exceed the carrying amount that would have been determined had no impairment loss been recognised for the asset (or cash-generating unit) in prior years. A reversal of an impairment loss is recognised immediately in the Statement of Profit and Loss, unless the relevant asset is carried at a revalued amount, in which case the reversal of the impairment loss is treated as a revaluation increase.

1.9 Inventories:

The inventories (including traded goods) are valued at lower of cost and net realizable value after providing for cost of obsolescence wherever considered necessary. However, materials and other items held for use in the production of inventories are not written down below cost if the finished products in which they will be incorporated are expected to be sold at or above cost.

The cost comprises of costs of purchase, duties and taxes (other than those subsequently recoverable), conversion cost and other costs incurred in bringing the inventories to their present location and condition. Since the Group is in fashion industry with diverse designs / styles, the cost of inventory is determined on the basis of specific identification method (as the same is considered as more suitable).

In case of work in progress and finished goods, the costs of conversion include costs directly related to the units of production and systematic allocation of fixed and variable production overheads.

Proceeds in respect of sale of raw materials/ stores are credited to the respective heads. Obsolete and defective inventory are duly provided for, basis the management estimates. (Refer note – 2.9)

1.10 Borrowing Costs:

Borrowing costs that are directly attributable to the acquisition, construction or development of a qualifying asset are capitalized as part of the cost of the respective asset till such time the asset is ready for its intended use. A qualifying asset is an asset which necessarily takes a substantial period of time to get ready for its intended use. All other borrowing costs are expensed in the period in which they occur. Borrowing costs consist of interest, amortization of discounts, hedge related cost incurred in connection with foreign currency borrowings and exchange difference arising from foreign currency borrowings to the

extent they are treated as an adjustment to the borrowing cost and other costs that an entity incurs in connection with the borrowing of funds.

1.11 Provisions, Contingent Liabilities and Contingent Assets:

Provisions are recognised when the Group has a present obligation (legal or constructive) as a result of a past event and it is probable that an outflow of resources, that can be reliably estimated, will be required to settle such an obligation.

If the effect of the time value of money is material, provisions are determined by discounting the expected future cash flows to net present value using an appropriate pre-tax discount rate that reflects current market assessments of the time value of money and, where appropriate, the risks specific to the liability. Unwinding of the discount is recognised in the Statement of Profit and Loss as a finance cost.

Provisions are reviewed at each reporting date and are adjusted to reflect the current best estimate.

A present obligation that arises from past events where it is either not probable that an outflow of resources will be required to settle or a reliable estimate of the amount cannot be made, is disclosed as a contingent liability. Contingent liabilities are also disclosed when there is a possible obligation arising from past events, the existence of which will be confirmed only by the occurrence or non-occurrence of one or more uncertain future events not wholly within the control of the Group.

Claims against the Group where the possibility of any outflow of resources in settlement is remote, are not disclosed as contingent liabilities.

A contingent asset is disclosed, where an inflow of economic benefits is probable. Contingent assets are not recognised in financial statements since this may result in the recognition of income that may never be realised. However, when the realisation of income is virtually certain, then the related asset is not a contingent asset and is recognised.

1.12 Revenue Recognition:

Revenue is recognised upon transfer of control of promised products and services to customers, when there are no longer any unfulfilled obligations, in an amount that reflects the consideration which the Group expects to receive in exchange for those products and services.



Consolidated Notes

on accounts for the year ended March 31, 2024 | CIN: L18101MH1992PLC065136

(₹ in lakhs except as otherwise stated)

Revenue towards satisfaction of a performance obligation is measured at the amount of transaction price (net of variable consideration) allocated to that performance obligation. The transaction price of goods sold and services rendered is net of variable consideration on account of allowances, trade, volume & other discounts/ rebates or schemes offered by the Group as part of the contract and any taxes or duties collected on behalf of the government such as goods and services tax, etc. This variable consideration is estimated based on the expected value of outflow. Revenue (net of variable consideration) is recognized only to the extent that it is highly probable that the amount will not be subject to significant reversal when uncertainty relating to its recognition is resolved.

a) Sale of goods:

Sales of goods are recognised at a point in time upon transfer of control of promised products to customers, which coincides with the dispatch or delivery of goods or upon formal customer acceptance as per the relevant terms of the contract and when there are no unfulfilled performance obligations in an amount that reflects the consideration the Company expect to receive in exchange for those products.

Accumulated experience and judgement are used to estimate and provide for turnover discounts, expected cash discounts, other eligible discounts, expected returns and incentives.

b) Sale of services:

- i) Revenue from services rendered is recognised at a point in time upon satisfaction of performance obligations based on agreements arrangements with the customers. Service income is recorded net of GST.
- ii) In case of Licensing contract which are mainly in nature of right access, the revenue is recognised over licence period based on straight line basis based on agreements arrangements with the customers.

c) Income from power generation:

Power generation income is recognized on the basis of electrical units generated and sold in excess of captive consumption and recognized at prescribed rate as per agreement of sale of electricity by the Company. Further, value of electricity generated and captively consumed is netted off from the electricity expenses.

d) Assets and liabilities arising from right to return:

The Company has contracts with customers which entitles them the unconditional right to return.

Right to return assets:

A right of return gives the group a contractual right to recover the goods from a customer (right to return asset), if the customer exercises its option to return the goods and obtain a refund. The asset is measured at the carrying amount of the inventory, less any expected costs to recover the goods, including any potential decreases in the value of the returned goods.

Refund liabilities:

A refund liability is the obligation to refund part or all of the consideration received (or receivable) from the customer. The group has therefore recognised refund liabilities in respect of customer's right to return. The liability is measured at the amount the Company ultimately expects it will have to return to the customer. The Group updates its estimate of refund liabilities (and the corresponding change in the transaction price) at the end of each reporting period. The Group has presented its right to return assets and refund liabilities under other current assets and other current liabilities, respectively.

e) Other income:

- i) Interest income in respect of deposits which are measured at cost is recorded using effective interest rate (EIR). EIR is the rate that exactly discounts the estimated future cash payments or receipts over the expected life of the financial instrument or a shorter period, where appropriate, to the gross carrying amount of the financial asset or to the amortised cost of a financial liability.
- ii) Dividend income on investment is accounted for in the period/year in which the right to receive the same is established.
- iii) Rental income (net of taxes) on assets given under operating lease arrangements is recognized on a straight-line basis over the period of the lease unless the receipts are structured to increase in line with expected general inflation to compensate for the group expected inflationary cost increases.

Consolidated Notes

on accounts for the year ended March 31, 2024 | CIN: L18101MH1992PLC065136

(₹ in lakhs except as otherwise stated)

1.13 Government grants:

Government grants are recognised when there is reasonable assurance that the Group will comply with the conditions attaching to them and that the grants will be received.

Export incentives principally comprises of Duty Drawback, merchandise exports from India scheme (MEIS) and rebate on state & central taxes and levies (RoSTCL) based on guidelines formulated for the respective scheme by the government authorities. Export incentives related to operations provided by government are recognized as income on accrual basis in Statement of Profit and Loss only to the extent that realisation/utilisation is certain.

1.14 Trade receivables:

Trade receivables are amounts due from customers for goods sold or services performed in the ordinary course of business. If the receivable is expected to be collected within a period of 12 months or less from the reporting date (or in the normal operating cycle of the business, if longer), they are classified as current assets, otherwise as non-current assets.

Trade receivables are measured at their transaction price unless it contains a significant financing component or pricing adjustments embedded in the contract. In case a financing component exists the consideration for the goods and service is adjusted for the time value of group.

Loss allowance for expected life time credit loss is recognised on initial recognition.

1.15 Leases:

a) As a Lessee:

The Group assesses whether a contract contains a lease, at inception of a contract. A contract is, or contains, a lease if the contract conveys the right to control the use of an identified asset for a period of time in exchange for consideration. To assess whether a contract conveys the right to control the use of an identified asset, the Group assesses whether: (i) the contract involves the use of an identified asset (ii) the Group has substantially all of the economic benefits from use of the asset through the period of the lease and (iii) the Group has the right to direct the use of the asset.

Certain lease arrangements include the options to extend or terminate the lease before the end of the

lease term. ROU assets and lease liabilities includes these options when it is reasonably certain that they will be exercised.

The right-of-use assets are initially recognized at cost, which comprises the initial amount of the lease liability adjusted for any lease payments made at or prior to the commencement date of the lease plus any initial direct costs less any lease incentives. They are subsequently measured at cost less accumulated depreciation and impairment losses.

Right-of-use assets are depreciated on a straight-line basis over the lease term. Right of use assets are evaluated for recoverability whenever events or changes in circumstances indicate that their carrying amounts may not be recoverable. For the purpose of impairment testing, the recoverable amount (i.e. the higher of the fair value less cost to sell and the value-in-use) is determined on an individual asset basis unless the asset does not generate cash flows that are largely independent of those from other assets.

The lease liability is initially measured at amortized cost at the present value of the future lease payments. The lease payments are discounted using the interest rate implicit in the lease or, if not readily determinable, using the incremental borrowing rates in the country of domicile of these leases. Lease liabilities are remeasured with a corresponding adjustment to the related right of use asset if the Group changes its assessment of whether it will exercise an extension or a termination option.

Lease liability and ROU asset have been separately presented in the Balance Sheet and lease payments have been classified as financing cash flows.

b) Short-term leases and leases of low value assets:

The Group applies the short-term lease recognition exemption to its short-term leases (i.e., those leases that have a lease term of 12 months or less from the commencement date and do not contain a purchase option). It also applies the lease of low-value assets recognition exemption to leases that are considered to be low value. Lease payments on short-term leases and leases of low-value assets are recognised as expense on a straight line basis over the lease term.

Consolidated Notes

on accounts for the year ended March 31, 2024 | CIN: L18101MH1992PLC065136

(₹ in lakhs except as otherwise stated)

c) As a Lessor:

Lease income from operating leases where the Group is a lessor is recognized (net of GST) in income on a straight-line basis over the lease term. The respective leased assets are included in the balance sheet based on their nature.

1.16 Employees' Benefits:

a) Short term employee benefits:

All employee benefits falling due wholly within twelve months of rendering the service are classified as short term employee benefits and they are recognized as an expense at the undiscounted amount in the Statement of Profit and Loss in the period in which the employee renders the related service.

b) Post-employment benefits:

i) Defined contribution plan:

The defined contribution plan is post-employment benefit plan under which the Group contributes fixed contribution to a government administered fund and will have no obligation to pay further contribution. The Group's defined contribution plan comprises of Provident Fund, Employee State Insurance Scheme, Employee Pension Scheme, National Pension Scheme and Labour Welfare Fund. The Group's contribution to defined contribution plans are recognized in the Statement of Profit and Loss in the period in which employee renders the related service.

If the contribution payable to the scheme for service received before the Balance Sheet date exceeds the contribution already paid, the deficit payable to the scheme is recognised as a liability after deducting the contribution already paid. If the contribution already paid exceeds the contribution due for services received before the Balance Sheet date, then excess is recognised as an asset to the extent that the pre-payment will lead to a reduction in future payment or a cash refund.

ii) Defined benefit plan:

The Group's obligation towards gratuity liability is funded to an approved gratuity fund, which fully covers the said liability under Cash Accumulation Policy of Life Insurance Corporation of India (LIC). The present value of the defined benefit obligations is determined based on actuarial valuation using the projected unit credit method. The rate used to discount defined benefit obligation is determined by

reference to market yields at the Balance Sheet date on Indian Government Bonds for the estimated term of obligations.

The current service cost of the defined benefit plan, recognised in the Statement of Profit and Loss as employee benefits expense, reflects the increase in the defined benefit obligation resulting from employee service in the current year, benefit changes, curtailments and settlements. Past service costs are recognised in statement of profit and loss in the period of a plan amendment.

The net interest cost is calculated by applying the discount rate to the net balance of the defined benefit obligation and fair value of plan assets.

Re-measurement gains or losses arising from experience adjustments changes in actuarial assumptions is reflected immediately in the Balance Sheet with a charge or credit recognized in Other Comprehensive Income (OCI) in the period in which they occur. Re-measurement recognized in OCI is reflected immediately in retained earnings and will not be reclassified to Statement of Profit and Loss in the subsequent period. Re-measurements comprises of (a) actuarial gains and losses, (b) the effect of the asset ceiling (excluding amounts included in net interest on the net defined benefit liability) and © the return on plan assets (excluding amounts included in net interest on the net defined benefit liability).

iii) Other employee benefits:

As per the Group's policy, employees who have completed specified years of service are eligible for death benefit plan wherein defined amount would be paid to the survivors of the employee on the death of the employee while in service with the Group. To fulfill the Group's obligation for the above mentioned plan, the Group has taken group term policy from an insurance company. The annual premium for insurance cover is recognized in Statement of Profit and Loss.

1.17 Income Taxes:

- Tax expenses comprise of current tax, deferred tax charge or credit and adjustments of taxes for earlier years. In respect of amounts adjusted against securities premium or retained earnings or other reserves, the corresponding tax effect is also adjusted against the securities premium or retained earnings or other reserves, as the case may be, as per the announcement of Institute of Chartered Accountants of India.

Consolidated Notes

on accounts for the year ended March 31, 2024 | CIN: L18101MH1992PLC065136

(₹ in lakhs except as otherwise stated)

- Current Tax is measured on the basis of estimated taxable income for the current accounting period in with the applicable tax rates and the provisions of the Income-tax Act, 1961 and other applicable tax laws.

- Deferred tax is provided, on all temporary differences at the reporting date between the tax bases of assets and liabilities and their carrying amounts for financial reporting purposes. Deferred tax assets and liabilities are measured at the tax rates that are expected to be applied to the temporary differences when they reverse, based on the laws that have been enacted or substantively enacted at the reporting date.

The Group has adopted the amendments with respect to Deferred Tax related to Assets and Liabilities arising from a Single Transaction (Amendments to Ind AS 12) from April 1, 2023. The amendments narrow the scope of the initial recognition exemption to exclude transactions that give rise to equal and offsetting differences – e.g., leases and decommissioning liabilities. For leases and decommissioning liabilities, an entity is required to recognise the associated deferred tax assets and liabilities from the beginning of the earliest comparative period presented, with any cumulative effect recognised as an adjustment to retained earnings or other components of equity at that date. For all other transactions, an entity applies the amendments to transactions that occur on or after the beginning of the earliest period presented.

The Group previously accounted for deferred tax on leases and decommissioning liabilities by applying the 'integrally linked' approach, resulting in a similar outcome as under the amendments, except that the deferred tax asset or liability was recognised on a net basis. Following the amendments, the Group has recognised a separate deferred tax asset in relation to its lease liabilities and a deferred tax liability in relation to its right-to-use assets as at April 1, 2022 and thereafter.

However, there was no impact on the balance sheet because the balances qualify for offset under paragraph 74 of Ind AS 12. There was also no impact on the opening retained earnings as at April 1, 2022 as a result of the change.

Tax relating to items recognised directly in equity or OCI is recognised in equity or OCI and not in the Statement of Profit and Loss. Deferred tax assets and liabilities are offset if there is a legally enforceable right to offset current tax liabilities and assets and

they relate to income taxes levied by the same tax authority, but they intend to settle current tax liabilities and assets on a net basis or their tax assets and liabilities will be realized simultaneously.

A deferred tax asset is recognized only to the extent that it is probable that future taxable profits will be available against which the temporary difference can be utilised. Deferred tax assets are reviewed at each reporting date and are reduced to the extent that it is no longer probable.

1.18 Earnings per Share:

Basic earnings per share (EPS) are calculated by dividing the net profit or loss (after tax) for the year attributable to equity shareholders by the weighted average number of equity shares outstanding during the year. The weighted average number of equity shares outstanding during the period is adjusted for events of bonus issue and share split if any.

For the purpose of calculating diluted earnings per share, the net profit or loss (after tax) for the year attributable to equity shareholders and the weighted average number of equity shares outstanding during the year are adjusted for the effects of all dilutive potential equity shares.

1.19 Foreign Currency Transactions:

- Transactions denominated in foreign currencies are recorded at the exchange rates prevailing on the date of the transaction.
- As at balance sheet date, foreign currency monetary items are translated at closing exchange rate. Foreign currency non-monetary items carried at fair value are translated at the rates prevailing at the date when the fair value was determined. Foreign currency non-monetary items measured in terms of historical cost are translated using the exchange rate as at the date of initial transactions.
- Exchange difference arising on settlement or translation of foreign currency monetary items are recognized as income or expense in the year in which they arise except to the extent exchange differences are regarded as an adjustment to interest cost on those foreign currency borrowings.
- As per Appendix B to Ind AS 21, when an entity has received or paid advance contribution in a foreign currency, transaction rate as on the date of receipt of advance is considered for recognition of related asset, expenses or income.

Consolidated Notes

on accounts for the year ended March 31, 2024 | CIN: L18101MH1992PLC065136

(₹ in lakhs except as otherwise stated)

1.20 Financial Instruments:

A financial instrument is any contract that gives rise to a financial asset of one entity and a financial liability or equity instrument of another entity.

Financial assets:

Initial recognition and measurement:

The Group recognizes a financial asset in its Balance Sheet when it becomes party to the contractual provisions of the instrument. All financial assets are recognized initially at fair value, plus in the case of financial assets not recorded at fair value through profit or loss (FVTPL), transaction costs that are attributable to the acquisition of the financial asset. Where the fair value of a financial asset at initial recognition is different from its transaction price, the difference between the fair value and the transaction price is recognized as a gain or loss in the Statement of Profit and Loss at initial recognition if the fair value is determined through a quoted market price in an active market for an identical asset (i.e. level 1 input) or through a valuation technique that uses data from observable markets (i.e. level 2 input). In case the fair value is not determined using a level 1 or level 2 input as mentioned above, the difference between the fair value and transaction price is deferred appropriately and recognized as a gain or loss in the Statement of Profit and Loss only to the extent that such gain or loss arises due to a change in factor that market participants take into account when pricing the financial asset. However, trade receivables that do not contain a significant financing component are measured at transaction price (see second para of note 1.14 on trade receivables).

Subsequent measurement:

For subsequent measurement, the group classifies a financial asset in accordance with the below criteria:

- The Group's business model for managing the financial asset and
- The contractual cash flow characteristics of the financial asset.

Based on the above criteria, the Group classifies its financial assets into the following categories:

a) Financial assets measured at amortized cost:

A financial asset is measured at the amortized cost if both the following conditions are met:

- The Group business model objective for managing the financial asset is to hold financial assets in order to collect contractual cash flows, and
- The contractual terms of the financial asset give rise on specified dates to cash flows that are

solely payments of principal and interest on the principal amount outstanding.

This category applies to cash and bank balances, trade receivables, loans and other financial assets of the Group. Such financial assets are subsequently measured at amortized cost using the effective interest method. Under the effective interest method, the future cash receipts are exactly discounted to the initial recognition value using the effective interest rate. The cumulative amortization using the effective interest method of the difference between the initial recognition amount and the maturity amount is added to the initial recognition value (net of principal repayments, if any) of the financial asset over the relevant period of the financial asset to arrive at the amortized cost at each reporting date. The corresponding effect of the amortization under effective interest method is recognized as interest income over the relevant period of the financial asset. The same is included under other income in the Statement of Profit and Loss.

The amortized cost of a financial asset is also adjusted for loss allowance, if any.

b) Financial assets measured at fair value through other comprehensive income (FVTOCI):

A financial asset is measured at FVTOCI if both of the following conditions are met:

- The Group's business model objective for managing the financial asset is achieved both by collecting contractual cash flows and selling the financial assets, and
- The contractual terms of the financial asset give rise on specified dates to cash flows that are solely payments of principal and interest on the principal amount outstanding.

The Group, through an irrevocable election at initial recognition, has measured certain investments in equity instruments at FVTOCI (refer note 2.3(a)). The Company has made such election on an instrument by instrument basis. These equity instruments are neither held for trading nor are contingent consideration recognized under a business combination. Pursuant to such irrevocable election, subsequent changes in the fair value of such equity instruments are recognized in OCI. However, the Company recognizes dividend income from such instruments in the Statement of Profit and Loss when the right to receive payment is established, it is probable that the economic benefits

Consolidated Notes

on accounts for the year ended March 31, 2024 | CIN: L18101MH1992PLC065136

(₹ in lakhs except as otherwise stated)

will flow to the Company and the amount can be measured reliably.

On derecognition of such financial assets, cumulative gain or loss previously recognized in OCI is not reclassified from the equity to Statement of Profit and Loss. However, the Company may transfer such cumulative gain or loss into retained earnings within equity.

c) Financial assets measured at fair value through profit or loss (FVTPL):

A financial asset is measured at FVTPL unless it is measured at amortized cost or at FVTOCI as explained above. This is a residual category applied to all other investments of the Group excluding investments in subsidiary and joint venture. Such financial assets are subsequently measured at fair value at each reporting date. Fair value changes are recognized in the Statement of Profit and Loss.

Derecognition:

A financial asset (or, where applicable, a part of a financial asset or part of a group of similar financial assets) is derecognized (i.e. removed from the Group's Balance Sheet) when any of the following occurs:

- The contractual rights to cash flows from the financial asset expires;
- The Group transfers its contractual rights to receive cash flows of the financial asset and has substantially transferred all the risks and rewards of ownership of the financial asset;
- The Group retains the contractual rights to receive cash flows but assumes a contractual obligation to pay the cash flows without material delay to one or more recipients under a 'pass-through' arrangement (thereby substantially transferring all the risks and rewards of ownership of the financial asset);
- The Group neither transfers nor retains substantially all risk and rewards of ownership and does not retain control over the financial asset.

In cases where Group has neither transferred nor retained substantially all of the risks and rewards of the financial asset, but retains control of the financial asset, the Group continues to recognize such financial asset to the extent of its continuing involvement in the financial asset. In that case, the Group also recognizes an associated liability. The financial asset and the associated liability are measured on a basis that reflects the rights and obligations that the Group has retained.

On derecognition of a financial asset, (except as mentioned in (ii) under classification above for financial assets measured at FVTOCI), the difference between the carrying amount and the consideration received is recognized in the Statement of Profit and Loss.

Impairment of financial assets:

The Group applies expected credit losses (ECL) model for measurement and recognition of loss allowance on the following:

- Trade receivables and lease receivables
- Financial assets measured at amortized cost (other than trade receivables and lease receivables)

In case of trade receivables and lease receivables, the Group follows a simplified approach wherein an amount equal to lifetime ECL is measured and recognized as loss allowance.

In case of other assets (listed as (ii) above), the Group determines if there has been a significant increase in credit risk of the financial asset since initial recognition.

If the credit risk of such assets has not increased significantly, an amount equal to 12-month ECL is measured and recognized as loss allowance. However, if credit risk has increased significantly, an amount equal to lifetime ECL is measured and recognized as loss allowance.

Subsequently, if the credit quality of the financial asset improves such that there is no longer a significant increase in credit risk since initial recognition, the Group reverts to recognizing impairment loss allowance based on 12-month ECL.

ECL is the difference between all contractual cash flows that are due to the Group in accordance with the contract and all the cash flows that the entity expects to receive (i.e., all cash shortfalls), discounted at the original effective interest rate.

Lifetime ECL are the expected credit losses resulting from all possible default events over the expected life of a financial asset. 12-month ECL are a portion of the lifetime ECL which result from default events that are possible within 12 months from the reporting date.

ECL are measured in a manner that they reflect unbiased and probability weighted amounts determined by a range of outcomes, taking into account the time value of money and other reasonable information available as a result of past events, current conditions and forecasts of future economic conditions.

Consolidated Notes

on accounts for the year ended March 31, 2024 | CIN: L18101MH1992PLC065136

(₹ in lakhs except as otherwise stated)

As a practical expedient, the Group uses a provision matrix to measure lifetime ECL on its portfolio of trade receivables. The provision matrix is prepared based on historically observed default rates over the expected life of trade receivables and is adjusted for forward-looking estimates. At each reporting date, the historically observed default rates and changes in the forward-looking estimates are updated.

ECL impairment loss allowance (or reversal) recognized during the period is recognized as income/ expense in the Statement of Profit and Loss under the head 'Other expenses'.

Investment in subsidiary and joint venture:

The Group has elected to recognize its investments in subsidiary and joint venture at cost in accordance with the option available in Ind AS 27, 'Separate Financial Statements'. Investments in subsidiaries are carried at cost less accumulated impairment losses, if any. Where an indication of impairment exists, the carrying amount of the investment is assessed. Where the carrying amount of an investment is greater than its estimated recoverable amount, it is written down immediately to its recoverable amount and the difference is transferred to the Statement of Profit and Loss. On disposal of investment, the difference between the net disposal proceeds and the carrying amount is charged or credited to the Statement of Profit and Loss.

Financial Liabilities:

Classification as debt or equity:

Financial liabilities and equity instruments issued by the Group are classified according to the substance of the contractual arrangements entered into and the definitions of a financial liability and an equity instrument.

Equity instruments:

An equity instrument is any contract that evidences a residual interest in the assets of an entity after deducting all of its liabilities. Equity instruments issued by the Group are recognised at the proceeds received, net of direct issue costs.

Initial recognition and measurement:

The Group recognizes a financial liability in its Balance Sheet when it becomes party to the contractual provisions of the instrument. All financial liabilities are recognized initially at fair value minus, in the case of financial liabilities not recorded at fair value through profit or loss (FVTPL), transaction costs that are attributable to the acquisition of the financial liability.

Where the fair value of a financial liability at initial recognition is different from its transaction price, the difference between the fair value and the transaction price is recognized as a gain or loss in the Statement of Profit and Loss at initial recognition if the fair value is determined through a quoted market price in an active market for an identical asset (i.e. level 1 input) or through a valuation technique that uses data from observable markets (i.e. level 2 input).

In case the fair value is not determined using a level 1 or level 2 input as mentioned above, the difference between the fair value and transaction price is deferred appropriately and recognized as a gain or loss in the Statement of Profit and Loss only to the extent that such gain or loss arises due to a change in factor that market participants take into account when pricing the financial liability.

Subsequent measurement:

All financial liabilities of the Group are subsequently measured at amortized cost using the effective interest method.

Under the effective interest method, the future cash payments are exactly discounted to the initial recognition value using the effective interest rate. The cumulative amortization using the effective interest method of the difference between the initial recognition amount and the maturity amount is added to the initial recognition value (net of principal repayments, if any) of the financial liability over the relevant period of the financial liability to arrive at the amortized cost at each reporting date. The corresponding effect of the amortization under effective interest method is recognized as interest expense over the relevant period of the financial liability. The same is included under finance cost in the Statement of Profit and Loss.

Derecognition:

A financial liability is derecognized when the obligation under the liability is discharged or cancelled or expires. When an existing financial liability is replaced by another from the same lender on substantially different terms, or the terms of an existing liability are substantially modified, such an exchange or modification is treated as the Derecognition of the original liability and the recognition of a new liability. The difference between the carrying amount of the financial liability derecognized and the consideration paid is recognized in the Statement of Profit and Loss.

Offsetting financial instruments:

Financial assets and liabilities are offset and the net amount reported in the balance sheet when there is a legally enforceable right to offset the recognised amounts and there is an intention to settle on a net basis or realise

Consolidated Notes

on accounts for the year ended March 31, 2024 | CIN: L18101MH1992PLC065136

(₹ in lakhs except as otherwise stated)

the asset and settle the liability simultaneously. The legally enforceable right must not be contingent on future events and must be enforceable in the normal course of business and in the event of default, insolvency or bankruptcy of the Company or the counterparty

1.21 Fair Value Measurement:

The Group measures financial instruments, such as investments (other than equity investments in Subsidiaries, Joint Ventures and Associates) and derivatives at fair values at each Balance Sheet date. Fair value is the price that would be received to sell an asset or paid to transfer a liability in an orderly transaction between market participants at the measurement date. The fair value measurement is based on the presumption that the transaction to sell the asset or transfer the liability takes place either:

- In the principal market for the asset or liability, or
- In the absence of a principal market, in the most advantageous market for the asset or liability.

The principal or the most advantageous market must be accessible by the Group. The fair value of an asset or a liability is measured using the assumptions that market participants would use when pricing the asset or liability, assuming that market participants act in their economic best interest.

A fair value measurement of a non-financial asset takes into account a market participant's ability to generate economic benefits by using the asset in its highest and best use, or by selling it to another market participant that would use the asset in its highest and best use. The Group uses valuation techniques that are appropriate in the circumstances and for which sufficient data are available to measure fair value, categorize the use of relevant observable inputs and categorize the use of unobservable inputs.

All assets and liabilities (for which fair value is measured or disclosed in the financial statements) are categorized within the fair value hierarchy, described as follows, based on the lowest level input that is significant to the fair value measurement as a whole:

- Level 1 – Quoted (unadjusted) market prices in active markets for identical assets or liabilities.
- Level 2 – Valuation techniques for which the lowest level input that is significant to the fair value measurement is directly or indirectly observable other than quoted prices included in Level 1.

- Level 3 – Valuation techniques for which the lowest level input that is significant to the fair value measurement is unobservable.

For financial assets and liabilities maturing within one year from the Balance Sheet date and which are not carried at fair value, the carrying amount approximates fair value due to the short maturity of these instruments. For assets and liabilities that are recognised in the financial statements on a recurring basis, the Group determines whether transfers have occurred between levels in the hierarchy by reassessing categorization (based on the lowest level input that is significant to the fair value measurement as a whole) at the end of each reporting period.

1.22 Cash Flow Statement Cash and Cash Equivalents:

Cash and cash equivalents include cash in hand, bank balances, deposits with banks (other than on lien) and all short term highly liquid investments / mutual funds (with zero exit load at the time of investment) that are readily convertible into known amounts of cash and are subject to an insignificant risk of changes in value. Cash flows are reported using the indirect method, where by net profit before tax is adjusted for the effects of transactions of a non-cash nature, any deferrals or accruals of past or future operating cash receipts or payments and item of income or expenses associated with investing or financing cash flows. The cash flows from operating, investing and financing activities are segregated.

1.23 Dividend distribution:

Final equity dividends on shares are recorded as a liability on the date of approval by the shareholders and interim equity dividends are recorded as a liability on the date of declaration by the Group's Board of Directors.

1.24 Segment Reporting:

Operating segments have been identified taking into account the nature of the products / services, geographical locations, nature of risks and returns, internal organization structure and internal financial reporting system. The Group prepares its segment information in conformity with the accounting policies adopted for preparing and presenting the consolidated financial statements of the Group as a whole. These operating results are regularly reviewed by the company's Chief Operating Decision Maker ("CODM").



Consolidated Notes

on accounts for the year ended March 31, 2024 | CIN: L18101MH1992PLC065136

(₹ in lakhs except as otherwise stated)

1.25 Critical accounting judgements and key sources of estimation uncertainty (Group):

The preparation of the Group's financial statements requires management to make judgements, estimates and assumptions that affect the reported amounts of revenues, expenses, assets and liabilities and the accompanying disclosures and the disclosure of contingent liabilities. Uncertainty about these assumptions and estimates could result in outcomes that require a material adjustment to the carrying amount of assets or liabilities affected in future periods.

Critical judgements and estimates in applying accounting policies:

a) Property, Plant and Equipment:

Property, Plant and Equipment represent a significant proportion of the asset base of the Company. The charge in respect of periodic depreciation is derived after determining an estimate of an asset's expected useful life. The useful lives of the Group's assets are determined by the management at the time the asset is acquired and reviewed periodically, including at each financial year end. The lives are based on historical experience with similar assets as well as anticipation of future events, which may impact their life, such as changes in technical or commercial obsolescence arising from changes or improvements in production or from a change in market demand of the product or service output of the asset.

b) Estimation of Defined benefit obligation:

The costs of providing post-employment benefits are charged to the Statement of Profit and Loss in accordance with Ind AS 19 'Employee benefits' over the period during which benefit is derived from the employees' services. The costs are assessed on the basis of assumptions selected by the management. These assumptions include salary escalation rate, discount rates, expected rate of return on assets and mortality rates. The same is disclosed in Note 2.36.

c) Refund Liability: Refer note 1.12(d)

d) Provision on inventories:

The Group provides for obsolescence on slow moving & non-moving inventory based on policy, past experience, current trend and future expectations of finished goods and raw materials depending on the category of goods.

e) Fair value measurement of Financial Instruments: Refer Note 1.21

f) Impairment:

An impairment loss is recognised for the amount by which an asset's or cash-generating unit's carrying amount exceeds its recoverable amount to determine the recoverable amount, management estimates expected future cash flows from each asset or cash generating unit and determines a suitable interest rate in order to calculate the present value of those cash flows. In the process of measuring expected future cash flows, management makes assumptions about future operating results. These assumptions relate to future events and circumstances. The actual results may vary and may cause significant adjustments to the Company's assets. In most cases, determining the applicable discount rate involves estimating the appropriate adjustment to market risk and the appropriate adjustment to asset-specific risk factors.

g) Impairment of investment in subsidiaries and joint ventures:

The Company conducts impairment reviews of investments in subsidiaries and joint ventures whenever events or changes in circumstances indicate that their carrying amounts may not be recoverable or tests for impairment annually. Determining whether the investments in subsidiaries are impaired requires an estimate of the value in use of investments. In considering the value in use, the management has anticipated future cash flows and other factors of the underlying businesses / operations of the subsidiaries and a suitable discount rate in order to calculate the present value. Any subsequent changes to the cash flows due to changes in the above-mentioned factors could impact the carrying value of investments.

h) Determining the lease term of contracts with renewal as a Lessee:

The Group evaluates if an arrangement qualifies to be a lease as per the requirements of Ind AS 116. Identification of a lease requires significant judgment. The Group uses significant judgement in assessing the lease term (including anticipated renewals).

The Group determines the lease term as the non-cancellable period of a lease, together with both periods covered by an option to extend the lease if

Consolidated Notes

on accounts for the year ended March 31, 2024 | CIN: L18101MH1992PLC065136

(₹ in lakhs except as otherwise stated)

the Company is reasonably certain to exercise that option; and periods covered by an option to terminate the lease if the Company is reasonably certain not to exercise that option. In assessing whether the group is reasonably certain to exercise an option to extend a lease, or not to exercise an option to terminate a lease, it considers all relevant facts and circumstances that create an economic incentive for the group to exercise the option to extend the lease, or not to exercise the option to terminate the lease. Any subsequent change in certainty of exercising option to extend lease term could impact the carrying value of right of use asset and lease liability significantly.

i) Estimation of provisions and contingencies:

Provisions are liabilities of uncertain amount or timing recognized where a legal or constructive obligation exists at the balance sheet date, as a result of a past event, where the amount of the obligation can be reliably estimated and where the outflow of economic benefit is probable. Contingent liabilities are possible obligations that may arise from past event whose

existence will be confirmed only by the occurrence or non-occurrence of one or more uncertain future events which are not fully within the control of the Group. The Group exercises judgment and estimates in recognizing the provisions and assessing the exposure to contingent liabilities relating to pending litigations. Judgment is necessary in assessing the likelihood of the success of the pending claim and to quantify the possible range of financial settlement. Due to this inherent uncertainty in the evaluation process, actual losses may be different from originally estimated provision.

1.26 New standard issued / modified but not effective as at reporting date

Ministry of Corporate Affairs ("MCA") notifies new standards or amendments to the existing standards under Companies (Indian Accounting Standards) Rules as issued from time to time. For the year ended 31st March, 2024, MCA has not notified any new standards or amendments to the existing standards applicable to the Group.

Consolidated Notes

on accounts for the year ended March 31, 2024 | CIN: L18101MH1992PLC065136

(₹ in lakhs except as otherwise stated)

2.1 Property, Plant and Equipment and Intangible Assets

Sr. No.	Description of the Block of Assets	GROSS BLOCK				DEPRECIATION / AMORTISATION				NET BLOCK
		As at 01/04/2023	Additions	Deductions/ Discarded	As at 31/03/2024	As at 01/04/2023	Depreciation/ Amortisation	Deductions/ Discarded	As at 31/03/2024	As at 31/03/2024
a Property Plant & Equipment (Tangible Assets)										
1	Freehold Land	2,375.61	-	-	2,375.61	-	-	-	-	2,375.61
2	Building	6,163.13	564.18	-	6,727.31	1,071.42	226.75	-	1,298.17	5,429.14
3	Furnitures & Fixtures	116.04	2.43	10.05	108.42	100.32	11.65	9.08	102.89	5.53
4	Plant and Machinery	3,131.81	454.26	41.86	3,544.21	1,799.10	305.82	22.98	2,081.94	1,462.27
5	Computer	289.08	33.00	1.04	321.04	219.51	38.79	0.79	257.51	63.53
6	Office Equipments	408.70	15.01	11.94	411.77	301.06	31.60	11.28	321.38	90.39
7	Vehicles	367.28	113.44	-	480.72	191.17	42.62	-	233.79	246.93
Total of Property Plant & equipment (a)		12,851.65	1,182.32	64.89	13,969.08	3,682.58	657.23	44.13	4,295.68	9,673.40
e Intangible Assets (other than internally generated)										
1	Software (Acquired)	160.76	5.76	-	166.52	136.18	10.41	-	146.59	19.93
Total of Intangible Assets (e)		160.76	5.76	-	166.52	136.18	10.41	-	146.59	19.93
b Right of Use Assets										
1	Land	204.05	-	-	204.05	12.21	3.05	-	15.26	188.79
2	Building	1,801.75	660.66	58.28	2,404.13	390.95	363.35	58.28	696.02	1,708.11
Total of Right of Use Assets (b)		2,005.80	660.66	58.28	2,608.18	403.16	366.40	58.28	711.28	1,896.90
c Capital Work in Progress (CWIP)										
1	Plant and Machinery	126.90	285.21	412.11	-	-	-	-	-	-
2	Building	-	564.18	564.18	-	-	-	-	-	-
Total CWIP (c)		126.90	849.39	976.29	-	-	-	-	-	-
d Investment Properties										
1	Building	255.91	-	-	255.91	129.74	2.92	-	132.67	123.24
Total Investment properties (d)		255.91	-	-	255.91	129.74	2.92	-	132.67	123.24
Grand total (a+b+c+d+e)		15,401.02	2,698.13	1,099.46	16,999.69	4,351.66	1,036.96	102.41	5,286.22	11,713.47

Consolidated Notes

on accounts for the year ended March 31, 2024 | CIN: L18101MH1992PLC065136

(₹ in lakhs except as otherwise stated)

2.1 Property, Plant and Equipment and Intangible Assets

Sr. No.	Description of the Block of Assets	GROSS BLOCK				DEPRECIATION / AMORTISATION				NET BLOCK
		As at 01/04/2022	Additions	Deductions/ Discarded	As at 31/03/2023	As at 01/04/2022	Depreciation	Deductions/ Discarded	As at 31/03/2023	As at 31/03/2023
a Property Plant & Equipment (Tangible Assets)										
1	Freehold Land	1,801.18	574.43	-	2,375.61	-	-	-	-	2,375.61
2	Building	5,096.70	1,066.43	-	6,163.13	864.91	206.51	-	1,071.42	5,091.71
3	Furnitures & Fixtures	116.04	-	-	116.04	85.91	14.41	-	100.32	15.72
4	Plant and Machinery	2,936.00	238.29	42.48	3,131.81	1,523.09	308.70	32.69	1,799.10	1,332.71
5	Computer	234.67	75.25	20.84	289.08	214.77	25.57	20.84	219.50	69.58
6	Office Equipments	356.12	52.87	0.29	408.70	270.07	31.28	0.29	301.06	107.64
7	Vehicles	334.94	32.47	0.13	367.28	148.99	42.31	0.13	191.17	176.11
Total of Property Plant & equipment (a)		10,875.65	2,039.74	63.74	12,851.65	3,107.74	628.78	53.95	3,682.57	9,169.08
e Intangible Assets (other than internally generated)										
1	Software (Acquired)	156.64	4.12	-	160.76	128.35	7.83	-	136.18	24.58
Total of Intangible Assets (e)		156.64	4.12	-	160.76	128.35	7.83	-	136.18	24.58
b Right of Use Assets										
1	Land	204.05	-	-	204.05	9.16	3.05	-	12.21	191.84
2	Building	640.92	1,160.83	-	1,801.75	160.47	230.48	-	390.95	1,410.80
Total of Right of Use Assets (b)		844.97	1,160.83	-	2,005.80	169.63	233.53	-	403.16	1,602.64
c Capital Work in Progress (CWIP)										
1	Plant and Machinery	57.80	165.50	96.40	126.90	-	-	-	-	126.90
2	Building	30.25	1,036.17	1,066.42	-	-	-	-	-	-
Total CWIP (c)		88.05	1,201.67	1,162.82	126.90	-	-	-	-	126.90
d Investment Properties										
1	Building	255.91	-	-	255.91	126.81	2.93	-	129.74	126.17
Total Investment properties (d)		255.91	-	-	255.91	126.81	2.93	-	129.74	126.17
Grand total (a+b+c+d+e)		12,221.22	4,406.36	1,226.56	15,401.02	3,532.53	873.07	53.95	4,351.65	11,049.37

Consolidated Notes

on accounts for the year ended March 31, 2024 | CIN: L18101MH1992PLC065136

(₹ in lakhs except as otherwise stated)

2.1.1 Investment Property

Particulars	As at March 31, 2024	As at March 31, 2023
Rental income derived from Investment property	116.30	108.00
Direct operating expenses (Including repair and maintenance)	2.58	2.58
Income arising from Investment properties before depreciation	113.72	105.42
Depreciation	2.92	2.93
Income from Investment properties (Net)	110.80	102.49

The Company obtains independent valuations for its Investment property by a expert in valuing these type of investment property. The best estimate of fair value in current prices in active market for similar properties. Fair Value is ₹ 949.28 lakhs (P.Y. ₹ 935.11 lakhs)

2.1.2 Ageing schedule of Capital Work in Progress (CWIP)

a) Capital Work in Progress	Amount in CWIP for a period				Total
	Less than 1 year	1-2 Years	2-3 Years	More than 3 Years	
Projects in Progress	-	-	-	-	-
	(126.90)	-	-	-	(126.90)
Projects temporarily suspended	-	-	-	-	-

Note: Figures in brackets indicate previous year's figures

- b) There are no capital work in progress, whose completion or cost compared to its original plan is overdue.
- c) Amount capitalised under building block includes ₹ 564.18 lakhs (P.Y. 287.24 lakhs) being the amount of capital expenditure incurred on self-constructed assets. Further such amount included under CWIP is aggregating to ₹ Nil (P.Y. ₹ Nil).

2.1.3 Building includes the value of 14,000 (P.Y.14,000) shares of ₹ 100 each in Synthofine Estate CHS Ltd and value of 10 (P.Y.10) shares of ₹ 50 each in Gautam Chemical Industrial Premises CHS Ltd.

2.1.4 Right to Use - Building includes building constructed on lease hold land having Gross block of ₹ 226.65 lakhs (P.Y. ₹ 226.65 lakhs).

2.1.5 In the year 2014-15, the Parent company has acquired freehold land with integrated structures for a composite value whose conveyance is registered and municipal records updated. The value of the structure is determined based on estimated depreciated value of structures and the balance is considered as the value of the land. In respect of the land, the Parent company has undivided share in land. Also an insignificant portion of land is unlawfully occupied by an illegal occupant and the said occupant had raised some illegal structures which were demolished by the Municipal Corporation. The said illegal occupant has filed a suit in the Hon'ble High Court for his alleged claim in respect of the portion of the land illegally occupied by him. The Parent company has refuted the alleged claim of the illegal occupant and is defending the suit. The Parent company has filed an Eviction suit against the illegal occupant in the Hon'ble Small Causes Court. Both the said matters are sub-judiced. There is insignificant impact of these litigations on the financial position of the Group.

2.1.6 The Group does not have any proceedings initiated or are pending against it, for holding benami property under the Benami Transactions (Prohibition) Act, 1988 (45 of 1988) and rules made thereunder.

2.1.7 The Group has not revalued its property, plant and equipment (including right-of-use assets) or intangible assets or investment property during the current or previous year.

2.1.8 Title deeds of all immovable properties are in the name (including erstwhile name) of the Company and all lease agreements are duly executed in favour of the Company.

Consolidated Notes

on accounts for the year ended March 31, 2024 | CIN: L18101MH1992PLC065136

(₹ in lakhs except as otherwise stated)

2.2 Investment in Joint Venture

Long Term Investments - Carried at Cost

Particulars	As at March 31, 2024	As at March 31, 2023
Trade Investments (Unquoted)		
Investment in Joint Venture White Knitwear Private Limited		
In Equity Shares		
330,000 (P.Y. 330,000) Shares of face value ₹ 10 each, fully paid up.	33.00	33.00
In Preference Shares		
3,125,000 (P.Y. 3,125,000) 9% Cumulative Redeemable Preference Shares of face value of ₹ 10 each fully paid up.	312.50	312.50
Add: Share of Profit/(loss) for earlier years	(44.37)	(30.27)
Add: Share of Profit/(loss) for the year	(6.45)	(14.10)
Total trade Investment (using equity method)	294.68	301.13
Aggregate amount of unquoted investments	294.68	301.13

2.2.1 The Parent company had invested in aggregate ₹ 345.50 lakhs in Joint Venture "White Knitwear Private Limited" (WKPL). The WKPL had acquired land in Surat Special Economic Zone (SEZ) and constructed factory building for setting up of manufacturing unit for production of Knitwear Apparels for exports. However due to slowdown in International market, SEZ could not take off and most of the members of SEZ shelved their projects and approached to Gujarat Industrial Development Corporation (GIDC) and State and Central government for de-notification of SEZ.

Gujarat Industrial Development Corporation vide its circular No. GIDC/CIR/Distribution/Policy/13/05 dated 14.03.2013 has de-notified the SEZ and conceded the members to convert and use the erstwhile land in SEZ as Domestic Tariff Area (DTA) subject to fulfilment of conditions stated therein. WKPL vide its letter dated 04.04.13 has consented for de-notification of its plot of land and undertaken to complete the formal procedure for the same. The denotification of the SEZ was approved by the Gujarat State Government vide notification IC/INFRA/NOC/1684824 dated December 17, 2020. The denotification of the SEZ was approved by the Union Government vide notification dated September 30, 2021. The said notifications of the State Government and Union Government however excluded plot owned by WKPL from the list of plots approved for de-notification. WKPL is taking steps to get the plot owned by it de-notified.

Post de-notification joint venture partners shall dispose of the Company/land and building and realize the proceeds to return it to joint venture partners.

No provision for impairment in the value of investment is considered necessary for the year ended March 2024 based on valuation of the underlying property in joint venture.

2.2.2 Also refer note 2.62

2.3 Non Current Investments - Others

Particulars	As at March 31, 2024	As at March 31, 2023
a) Other than Trade Investments (Quoted) - Carried at FVOCI		
In Equity Shares		
4,512 (P.Y. 4,512) Reliance Power Limited Shares of face value ₹ 10 each fully paid up.	1.27	0.45
7,500 (P.Y. 15,000) HCL Technologies Limited Shares of face value ₹ 2 each fully paid up.	115.75	162.93
12,500 (P.Y. 25,000) Tech Mahindra Limited Shares of face value ₹ 5 each fully paid up.	156.30	275.46

Consolidated Notes

on accounts for the year ended March 31, 2024 | CIN: L18101MH1992PLC065136

(₹ in lakhs except as otherwise stated)

Particulars	As at March 31, 2024	As at March 31, 2023
b) Other than Trade Investments (Unquoted) - Carried at FVTPL		
In Equity Shares		
4,35,730 (P.Y. 871,460) Bazaar Style Retail Limited Shares of face value ₹ 5 each fully paid up (refer note 2.3.3)	653.60	1,307.19
6,300 (P.Y. Nil) National Stock Exchange of India Limited Shares of face value of Re.1 each fully Paid up.	242.55	-
In Portfolio Management Services		
Mehta Multifocused Fund	123.22	94.22
In Alternative Investment fund		
Somerset Indus Healthcare India Fund	113.25	74.18
Sistema Asia Fund	395.80	333.11
	1,801.74	2,247.54
Aggregate amount of quoted investments at market value	273.31	438.84
Aggregate amount of unquoted investments	1,528.43	1,808.70

2.3.1 The Company has complied with the number of layers prescribed under the Companies Act, 2013

2.3.2 During the year, the Parent Company has sold investment in equity share classified as FVOCI amounting to ₹ 247.73 lakhs (PY ₹ Nil) at the fair value on the date of sale and earned cumulative gain of ₹ 124.03 lakhs (net of taxes) transferred within equity relating to these investments. The said investment sold during the year in accordance with the investment objectives, risk tolerance and market conditions.

2.3.3 The Parent Company has made equity investment in Bazaar Style Retail Ltd. The said company has filed draft red herring prospectus (DRHP) with Securities and Exchange Board of India (SEBI) on March 18, 2024. The Parent Company has made offer for sale of 4,35,730 (50%) Equity Shares at a price to be determined in accordance with SEBI regulations. Consequently 4,35,730 number of shares have been disclosed as current investments.

2.4 Loans (Unsecured, considered good)

Particulars	As at March 31, 2024	As at March 31, 2023
(carried at amortised cost, except otherwise stated)		
Loan to Employees	8.54	8.28
	8.54	8.28

2.5 Other Non Current Financial Assets (Unsecured considered good)

Particulars	As at March 31, 2024	As at March 31, 2023
Security Deposits	1,148.36	1,012.43
Rent Deposits to Related Parties	7.83	7.83
Bank Deposits (included offered as security) (maturity of more than 12 months)	30.18	968.53
Interest receivables on Bank Deposits	3.58	24.34
Less: Allowance for expected credit loss	(4.59)	-
	1,185.36	2,013.13

2.5.1 Bank deposit offered as security ₹ 28.44 lakhs (P.Y. ₹ 206.68 lakhs)

Consolidated Notes

on accounts for the year ended March 31, 2024 | CIN: L18101MH1992PLC065136

(₹ in lakhs except as otherwise stated)

2.6 Deferred Tax Asset (Also refer note 2.45d & 2.45e)

Particulars	As at March 31, 2024	As at March 31, 2023
Deferred Tax Assets:		
Provision for Assets	545.02	684.50
Lease Liabilities	433.59	373.27
Others	180.43	114.47
Deferred Tax Liability		
Property, plant and equipment (including right-of-use assets)	(742.10)	(704.62)
Tax on Fair Value gain (unquoted)	(848.94)	(439.63)
Deferred Tax Asset/(Liabilities)	(432.00)	28.00

2.6.1 The Group applied Deferred Tax related to Assets and Liabilities arising from single transaction (Amendments to Ind AS 12) from April 1, 2023. Following the amendments, the Group has recognised a separate Deferred tax asset in relation to its lease liabilities and Deferred tax liability in relation to right of use assets.

2.7 Non Current Tax Asset

Particulars	As at March 31, 2024	As at March 31, 2023
Non Current tax assets (net of tax provision)	191.40	9.79
	191.40	9.79

2.8 Other Non Current Assets (unsecured considered good)

Particulars	As at March 31, 2024	As at March 31, 2023
Capital Advances	111.44	243.35
Prepaid Expenses	12.28	10.62
	123.72	253.97

2.9 Inventories (at lower of cost and net realisable value)

Particulars	As at March 31, 2024	As at March 31, 2023
Finished goods	5,402.31	12,427.36
Work-in-Progress	1,277.42	3,068.99
Raw material	1,247.02	619.21
Traded goods	96.80	246.23
Packing material & accessories	131.90	132.45
Stores, chemicals and consumables	45.11	64.57
	8,200.56	16,558.81

Consolidated Notes

on accounts for the year ended March 31, 2024 | CIN: L18101MH1992PLC065136

(₹ in lakhs except as otherwise stated)

2.9.1 The working capital borrowings are secured by hypothecation of inventory of the Company (refer note no 2.21)

2.9.2 The Group follows adequate accounting policy for writing down the value of Inventories towards slow moving, non-moving and surplus inventories. Write down of Inventories (Net of reversals) for the year ₹ 260.00 lakhs (P.Y. ₹ 320.00 lakhs), this is included as part of cost of materials consumed and changes in inventory of finished goods, work in progress and stock in trade in statement of profit and loss. Inventory values shown above are net of the write down.

2.10 Current Investments

Particulars	As at March 31, 2024	As at March 31, 2023
a) Investment in Unquoted Mutual Funds - Carried at FVTPL		
In the units of Equity Mutual Funds of ₹ 10/- each fully paid		
Aditya Birla Sunlife Pharma & Healthcare Fund - Regular - Growth [Units: 5,381,620.442 (P.Y.: 5,381,620.442)]	1,423.44	880.43
Aditya Birla Sunlife Arbitrage Fund - Regular - Growth [Units: 21,591.077 (P.Y.: 21,591.077)]	5.26	4.89
SBI Banking & Financial Services Fund - Regular - Growth [Units: 1,281,779.361 (P.Y.: 1,281,779.361)]	421.80	316.40
SBI Flexicap Fund - Regular - Growth [Units: 672,575.314 (P.Y.: 672,575.314)]	648.70	496.07
Tata Banking And Financial Services Fund - Regular - Growth [Units: 4,598,762.025 (P.Y.: 4,598,762.025)]	1,550.42	1,239.67
Tata Arbitrage Fund - Regular - Growth [Units: 53,392.048 (P.Y.: 53,392.048)]	7.04	6.55
SBI Technology Opportunities Fund - Regular - Growth [Units: 211,160.727 (P.Y.: 211,160.727)]	371.15	293.44
ICICI Pru Banking and Financial Services Fund - Regular - Growth [Units: 233,895.491 (P.Y.: Nil)]	250.99	-
In the units of Income Funds of ₹ 10/- each fully paid		
HDFC Corporate Bond Fund - Direct - Growth [Units: 4,814,823.517 (P.Y.: 4,814,823.517)]	1,438.84	1,329.82
Bandhan Corporate Bond Fund - Regular - Growth (Formerly known as IDFC Corporate Bond Fund - Regular - Growth) [Units: 2,323,070.357 (P.Y.: 2,323,070.357)]	403.66	377.20
Sundaram Short Duration Fund - Direct - Growth (Formerly known as Principal Short Term Debt Fund - Growth) [Units: 2,600,012.482 (P.Y.: 2,600,012.482)]	1,119.43	1,039.02
DSP Corporate Bond Fund - Direct - Growth [Units: 1,000,000.000 (P.Y.: 1,000,000.000)]	146.78	136.58
HSBC Corporate Bond Fund - Direct - Growth (Formerly known as L & T Triple Ace Bond Fund - Growth) [Units: 375,629.179 (P.Y.: 375,629.179)]	262.94	244.38
Axis Corporate Debt Fund - Direct - Growth [Units: 2,248,594.563 (P.Y.: 2,248,594.563)]	363.67	336.67
Bharat Bond FOF - Direct - Growth [Units: 9,291,652.263 (P.Y.: 9,291,652.263)]	1,107.81	1,031.57

Consolidated Notes

on accounts for the year ended March 31, 2024 | CIN: L18101MH1992PLC065136

(₹ in lakhs except as otherwise stated)

Particulars	As at March 31, 2024	As at March 31, 2023
Bharat Bond FOF - Regular - Growth [Units: 4,989,962.010 (P.Y.: 4,989,962.010)]	594.93	553.99
ICICI Pru Corporate Bond Fund - Direct - Growth [Units: 2,648,774.634 (P.Y.: 2,648,774.634)]	745.51	689.42
Nippon India Corporate Bond Fund - Direct - Growth [Units: 540,209.829 (P.Y.: 540,209.829)]	304.67	281.52
Edelweiss NIFTY PSU Bond Plus SDL Index 2026 - Regular - Growth [Units: 13,108,299.066 (P.Y.: 13,108,299.066)]	1,548.04	1,446.30
ICICI Pru Nifty PSU Bond Plus SDL 40-60 Index Fund Sep27 - Regular - Growth [Units: 17,152,267.216 (P.Y.: 17,152,267.216)]	1,915.88	1,790.68
b) Investments in the Quoted Equity shares - Carried at FVTPL		
100 (P.Y. Nil) Aavas Financiers Limited Shares of face value ₹ 10 each fully paid up.	1.42	-
100 (P.Y. Nil) HDFC Bank Limited Shares of face value ₹ 1 each fully paid up.	1.49	-
c) Investments in the Unquoted Equity shares - Carried at FVTPL		
435,730 (P.Y.: Nil) Baazar Style Retail Limited Shares of face value ₹ 5 each fully paid up.	653.60	-
2.10.1 Also refer note no. 2.3.3		
d) Investments in Quoted Perpetual Bonds - Carried at FVTPL (Unsecured, subordinated & Non Convertible)		
In units of Bonds of ₹ 1,00,00,000/- each fully paid.		
HDFC Bank 7.84% Basel III Series1/2022-23 (with first call option on September 8, 2027) [Units: 1.00 (P.Y.: 1.00)]	98.79	99.30
SBI Bank 7.75% Basel III Series1/2022-23 (with first call option on September 9, 2027) [Units: 1.00 (P.Y.: 1.00)]	98.78	99.05
e) Investment in the Quoted Debentures - Carried at FVTPL In units of Debentures of ₹ 10,00,000/- each fully paid.		
Nirmal Bang Securities Pvt Ltd Non convertible market linked debentures (maturity date December 14, 2024) [Units: 10.00 (P.Y.: Nil)]	100.25	-
	15,585.29	12,692.95
Aggregate amount of quoted investments at Market value	300.73	198.35
Aggregate amount of unquoted investments	15,284.56	12,494.60

2.11 Trade Receivables

Particulars	As at March 31, 2024	As at March 31, 2023
a) Trade Receivables considered good - Secured (refer note 2.11.3)	3,199.05	2,369.41
b) Trade Receivables considered good - Unsecured	18,835.30	16,918.67
c) Trade Receivables which has significant increase in credit risks	104.03	104.03
d) Trade Receivables - credit impaired	-	-
Less : Allowance for Bad and doubtful debts and expected credit loss	(1,860.00)	(2,400.00)
	20,278.38	16,992.11

Consolidated Notes

on accounts for the year ended March 31, 2024 | CIN: L18101MH1992PLC065136

(₹ in lakhs except as otherwise stated)

2.11.1 There are no trade or other receivables which are due from directors or other officers of the Group either severally or jointly with any other person. Also, there are no trade or other receivables which are due from firms or private companies, in which any director is a partner, a director or a member.

2.11.2 The working capital borrowings are secured by hypothecation of Trade receivables of the Company (refer note no 2.21)

2.11.3 Secured against the Bank Guarantee / Security deposit received from customers.

2.11.4 For trade receivable ageing schedule for the year ended, refer note 2.47 (b)

2.12 Cash & Cash Equivalent

Particulars	As at March 31, 2024	As at March 31, 2023
Cash on Hand	45.74	27.43
Balances with Banks :-		
In Current Accounts / Bank Overdraft	205.25	130.31
In Cash Credit Accounts	56.66	-
In Bank Deposits (Maturity of less than 12 Months)	5,107.31	2,734.90
Liquid Mutual Funds (refer note 2.12.1)	16,239.44	14,148.34
	21,654.40	17,040.98

2.12.1 Investments in unquoted Liquid Mutual Funds - Carried at FVTPL

Particulars	As at March 31, 2024	As at March 31, 2023
a) Face Value of ₹ 10/- each fully paid up		
DSP Low Duration Fund - Direct - Growth [Units: 684,125.551 (P.Y.: 684,125.551)]	127.31	118.45
HDFC Ultra Short Term Fund - Growth [Units: 11,328,926.639 (P.Y.: 11,328,926.639)]	1,596.11	1,484.76
Nippon India Floating Rate Fund - Growth [Units: 4,255,404.586 (P.Y.: 4,255,404.586)]	1,817.85	1,681.54
Nippon India Money Market Fund - Growth [Units: 3,401.512 (P.Y.: 3,401.512)]	129.98	120.67
Tata Banking & PSU Debt Fund - Direct - Growth [Units: 2,688,278.526 (P.Y.: 2,688,278.526)]	357.37	332.91
Nippon India Banking & PSU Debt Fund - Regular - Growth [Units: 3,066,240.24 (P.Y.: 3,066,240.24)]	576.02	536.59
b) Face Value of ₹ 100/- each fully paid up		
Aditya Birla Sunlife Banking & PSU Debt Fund - Regular - Growth [Units: 96,032.789 (P.Y.: 96,032.789)]	318.61	297.06
Aditya Birla Sunlife Floating Rate Fund - Direct - Growth [Units: 198,771.602 (P.Y.: 198,771.602)]	642.90	595.49
ICICI Pru Money Market Fund - Direct - Growth [Units: 351,082.473 (P.Y.: 351,082.473)]	1,226.08	1,138.59
Aditya Birla Sun Life Banking & PSU Debt Fund - Direct - Growth [Units: 434,984.733 (P.Y.: 434,984.733)]	1,491.49	1,385.82

Consolidated Notes

on accounts for the year ended March 31, 2024 | CIN: L18101MH1992PLC065136

(₹ in lakhs except as otherwise stated)

Particulars	As at March 31, 2024	As at March 31, 2023
ICICI Pru Ultra Short Term Fund - Direct - Growth [Units: 6,782,948.219 (P.Y.: 6,782,948.219)]	1,847.10	1,716.17
ICICI Pru Liquid Fund - Regular - Growth [Units: 85,682.361 (P.Y.: Nil)]	303.64	-
ICICI Pru Liquid Fund - Direct - Growth [Units: 56,644.907 (P.Y.: Nil)]	202.45	-
c) Face Value of ₹ 1,000/- each fully paid up		
Kotak Money Market Scheme - Direct - Growth [Units: 5,628.328 (P.Y.: 5,628.328)]	232.03	215.47
Tata Treasury Advantage Fund - Regular - Growth [Units: 2,645.036 (P.Y.: 2,645.036)]	94.82	88.55
Sundaram Low Duration Fund - Direct - Growth (Formerly known as Principal Low Duration Fund - Growth) [Units: 3,325.994 (P.Y.: 3,325.994)]	111.75	104.00
Invesco India Low Duration Fund - Direct - Growth (Formerly known as Invesco India Treasury Advantage Fund - Growth) [Units: 3,565.121 (P.Y.: 3,565.121)]	127.68	118.81
Tata Money Market Fund - Direct - Growth [Units: 4,421.036 (P.Y.: 4,421.036)]	193.09	178.97
Axis Banking & PSU Debt Fund - Regular - Growth [Units: 23,370.742 (P.Y.: 23,370.742)]	558.10	522.00
Kotak Low Duration Fund - Direct - Growth [Units: 18,152.527 (P.Y.: 18,152.527)]	598.38	555.59
UTI Low Duration Fund - Regular - Growth (Formerly known as UTI Treasury Advantage Fund - Regular - Growth) [Units: 19,274.573 (P.Y.: 19,274.573)]	621.73	579.12
Kotak Floating Rate Fund - Direct - Growth [Units: 10,666.375 (P.Y.: 10,666.375)]	147.77	136.89
Kotak Floating Rate Fund - Regular - Growth [Units: 42,618.106 (P.Y.: 42,618.106)]	579.68	539.21
SBI Magnum Ultra Short Duration Fund - Direct - Growth [Units: 10,919.899 (P.Y.: 10,919.899)]	605.19	563.29
UTI Low Duration Fund - Direct - Growth (Formerly known as UTI Treasury Advantage Fund - Direct - Growth) [Units: 4,763.423 (P.Y.: 4,763.423)]	155.92	145.10
UTI Money Market Fund - Direct - Growth [Units: 26,972.577 (P.Y.: 26,972.577)]	765.27	710.69
Kotak Liquid Fund - Regular - Growth [Units: 6,213.225 (P.Y.: 6,213.225)]	303.15	282.60
Mirae Asset Ultra Short Duration Fund - Direct - Growth [Units: 42,281.563 (P.Y.: NIL)]	507.97	-
	16,239.44	4,740.29
Aggregate amount of unquoted investments	16,239.44	4,740.29

Consolidated Notes

on accounts for the year ended March 31, 2024 | CIN: L18101MH1992PLC065136

(₹ in lakhs except as otherwise stated)

2.13 Other Bank Balances

Particulars	As at March 31, 2024	As at March 31, 2023
In Unclaimed Dividend Accounts	13.14	10.06
In Bank Deposits offered as security (Maturity of less than 12 Months)	248.05	-
	261.19	10.06
	21,915.59	17,051.03

2.14 Loans

(Unsecured, considered good)

Particulars	As at March 31, 2024	As at March 31, 2023
(Carried at amortised cost, except otherwise stated)		
Loan to Employee	6.17	5.35
	6.17	5.35

2.15 Other Current Financial Assets

(Unsecured, Considered Good)

Particulars	As at March 31, 2024	As at March 31, 2023
Export Incentive Receivable (refer note 2.15.1)	92.07	30.81
Advance to Employee	43.09	23.03
Interest receivables on Bank Deposits	138.39	75.68
Less: Allowance for Expected credit loss	(0.63)	-
	272.92	129.52

2.15.1 As the Group is rightfully entitled to receive export incentives, the same is classified as financial asset in accordance with ITFG clarification issued by the Institute of Chartered Accountants of India.

2.16 Other Current Assets

(Unsecured, Considered Good)

Particulars	As at March 31, 2024	As at March 31, 2023
Prepaid Expenses	120.30	129.17
Other Receivable	45.51	41.52
Advance for gratuity	-	116.00
Right to Return assets	1,436.32	1,775.50
Advance to Suppliers	542.72	275.59
	2,144.85	2,337.78

Consolidated Notes

on accounts for the year ended March 31, 2024 | CIN: L18101MH1992PLC065136

(₹ in lakhs except as otherwise stated)

2.17 Equity Share Capital

Particulars	As at March 31, 2024	As at March 31, 2023
Authorized Capital		
125,000,000 (P.Y. 125,000,000) Equity shares of ₹ 10 each	12,500.00	12,500.00
Issued, subscribed and Paid up :		
61,625,185 (P.Y. 61,625,185) Equity shares of ₹ 10 each, fully paid up	6,162.52	6,162.52
	6,162.52	6,162.52

2.17.1 The Group has only one class of shares referred to as equity shares having a par value of ₹ 10/-. Each holder of equity shares is entitled to one vote per share. The Group declares and pays dividends in Indian rupees. The dividend proposed by the Board of Directors, if any, is subject to the approval of the shareholders in the ensuing Annual General Meeting except in case of interim dividend. The remittance of dividend outside India is governed by Indian law on foreign exchange and is subject to applicable distribution taxes.

2.17.2 In the event of liquidation of the Group, the holders of equity shares will be entitled to receive any of the remaining assets of the Group, after distribution of all preferential amounts. However, there are no preferential amounts inter-se equity shareholders. The distribution will be in proportion to the number of equity shares held by the shareholders (After due adjustment in case shares are not fully paid up.)

2.17.3 Reconciliation of the shares outstanding at the beginning and at the end of the year

Particulars	March 31, 2024		March 31, 2023	
	No. of shares	Amount	No. of shares	Amount
Shares outstanding at the beginning of the year	6,16,25,185	6,162.52	6,16,25,185	6,162.52
Add: Bonus Share issued	-	-	-	-
Shares bought back during the year	-	-	-	-
Shares outstanding at the end of the year	6,16,25,185	6,162.52	6,16,25,185	6,162.52

2.17.4 Details of the shareholders holding more than 5% shares in the Group

Particulars	March 31, 2024		March 31, 2023	
	No. of Shares held*	% of Holding	No. of Shares held	% of Holding
Shantaben P. Jain j/w Kewalchand P. Jain j/w Hemant P. Jain (equity shares held in their capacity as trustees/beneficiaries of P.K.Jain Family Holding Trust)	3,07,65,000	49.92	3,07,65,000	49.92
Mr.Dinesh P.Jain	36,49,155	5.92	36,49,155	5.92
includes 5,12,905 (P.Y.5,12,905) shares jointly held with Mrs. Sangeeta D. Jain				
Mr.Vikas P.Jain	36,09,105	5.86	36,09,105	5.86
includes 4,72,855 (P.Y.4,72,855) shares jointly held with Mrs. Kesar V. Jain				
Mr. Hemant P.Jain	34,59,575	5.61	34,59,575	5.61
includes 4,03,325 (P.Y.4,03,325) shares jointly held with Mrs. Lata H. Jain				
Mr. Kewalchand P.Jain	34,53,055	5.60	34,53,055	5.60
includes 3,96,805 (P.Y.3,96,805) shares jointly held with Mrs. Veena K. Jain				

Consolidated Notes

on accounts for the year ended March 31, 2024 | CIN: L18101MH1992PLC065136

(₹ in lakhs except as otherwise stated)

2.17.5 For the period of five years immediately preceding the date as at which the Balance Sheet is prepared:

- (i) No shares are been allotted as fully paid-up without payment being received in cash.
- (ii) The Parent company issued and allotted 49,300,148 fully paid up Bonus Equity shares of ₹ 10 each in the ratio of 4:1 (ie. 4 Bonus Equity shares for every 1 existing equity share of the Parent Company) to the shareholders who held shares on December 17, 2021 (Record date).
- (iii) No shares have been bought back by the Group.

2.17.6 Shares held by promoters as defined in the Companies Act, 2013 at the end of the year. refer note 2.52

2.18 Other Equity

Particulars	As at March 31, 2024	As at March 31, 2023
Securities Premium		
Balance at the beginning of the year	3,496.75	3,496.75
Balance at the end of the year	3,496.75	3,496.75
General Reserve		
Balance at the beginning of the year	5,375.63	5,375.63
Balance at the end of the year	5,375.63	5,375.63
Equity Instruments through OCI		
Balance at the beginning of the year	167.44	268.87
Add: Amount transferred during the period {net of tax of ₹ (9.40) lakhs (P.Y.: ₹ 9.67 lakhs)}	72.81	(101.43)
Less: Derecognition of equity instruments measuring at fair value through OCI	(124.03)	-
Balance at the end of the period	116.22	167.44
Retained Earnings		
Balance at the beginning of the year	35,498.26	28,500.38
Add: Profit for the year	15,407.57	11,902.09
	50,905.83	40,402.47
Add: Remeasurement of net defined benefit liability {net of tax of ₹ 47.82 lakhs (P.Y.: ₹ (8.69) lakhs)}	(142.20)	25.82
Less: Amount transferred to Cost contingency fund	(3,000.00)	-
Add: Derecognition of equity instruments measuring at fair value through OCI	124.03	-
	47,887.66	40,428.29
Less: Appropriations		
Interim Dividend	(2,465.01)	(4,930.02)
Balance at the end of the year	45,422.65	35,498.26
Cost Contingency fund		
Balance at the beginning of the year	-	-
Add: Amount transferred from Balance in the Statement of Profit and Loss	3,000.00	-
Balance at the end of the year	3,000.00	-
Business Progressive Fund		
Balance at the beginning of the year	4,000.00	4,000.00
Balance at the end of the year	4,000.00	4,000.00
	61,411.25	48,538.09

Consolidated Notes

on accounts for the year ended March 31, 2024 | CIN: L18101MH1992PLC065136

(₹ in lakhs except as otherwise stated)

- 2.18.1** • **Securities Premium:** Securities Premium is credited when shares are issued at premium. It can be used to issue bonus shares, write-off equity related expenses like underwriting costs, etc.
- **General Reserve:** Under the erstwhile Companies Act, 1956, general reserve was created through an annual transfer of net income at a specified percentage in accordance with applicable regulations. The purpose of these transfers was to ensure that if a dividend distribution in a given year is more than 10% of the paid-up capital of the Group for that year, then the total dividend distribution is less than the total distributable results for that year. Consequent to introduction of the Companies Act 2013, the requirement to mandatorily transfer a specified percentage of the net profit to general reserve has been withdrawn. However, the amount previously transferred to the general reserve can be utilised only in accordance with the specific requirements of the Companies Act, 2013.
- **Equity instruments through OCI -** This represents the cumulative gains and losses arising on the revaluation of equity instruments measured at FVTOCI, under an irrevocable option, net of amounts reclassified to retained earnings when such assets are disposed off.
- **Retained Earnings:** Retained Earnings are the profits the Group has earned till date, less any transfer to General Reserve, dividends or other distributions paid to the shareholders. The reserve can be utilised in accordance with the provisions of the Companies Act, 2013.
- **Business Progressive fund :** The Parent company has created "Business Progressive Fund" by appropriating a sum of ₹ Nil (P.Y. ₹ Nil) lakhs out of its profits to maintain normal growth in sluggish market conditions and support superior growth for long term. The said fund shall be for the purpose of launching & promoting new products, advertisement campaigns, promotional schemes and initial support to master stockiest and franchisees for development of retail business, reinforce existing channels of sales etc. The amount of fund is specifically earmarked and invested in liquid mutual funds or any other safe and highly liquid investments. The Group has made adequate provisions in accordance with Indian Accounting Standard (AS) -37 in normal course of business. INDAS-37 does not permit providing for expenses where present obligation does not exist or there is no fixed commitment.

Accordingly the Parent Company has opted to create Business Progressive Fund. Further addition to the aforesaid fund shall be reviewed from time to time considering business environment and conditions and the income accrued from the fund. Any accretion to the investment shall be credited to Statement of Profit and Loss.

Cost Contingency Fund : During the year, the Parent Company created a Cost Contingency Fund from its reserves to be utilized in the event of exceptional or significant costs incurred during sluggish market conditions, new competition, pandemics, or natural calamities. The fund shall be used in accordance with the said objectives. The amount of fund is specifically earmarked and invested in liquid mutual funds or any other safe and highly liquid investments. The Group has made adequate provisions in accordance with Indian Accounting Standard (Ind AS) - 37 in normal course of business. Ind AS - 37 does not permit providing for expenses where present obligation does not exist or there is no fixed commitment.

Accordingly, the Group has opted to create Cost Contingency Fund. Further addition to the aforesaid fund shall be reviewed from time to time considering business environment and conditions and the income accrued from the fund. Any accretion to the investment shall be credited to Statement of Profit and Loss.

2.19 Lease Liabilities

Particulars	As at March 31, 2024	As at March 31, 2023
(Long Term)		
Lease Liabilities	1,424.34	1,286.52
	1,424.34	1,286.52

Consolidated Notes

on accounts for the year ended March 31, 2024 | CIN: L18101MH1992PLC065136

(₹ in lakhs except as otherwise stated)

2.20 Provisions

Particulars	As at March 31, 2024	As at March 31, 2023
(Long term)		
Other Long Term Provisions	6.50	6.50
	6.50	6.50

2.21 Borrowings

Particulars	As at March 31, 2024	As at March 31, 2023
Secured Loan		
Cash Credit from Bank (payable on demand) (Secured by pari-passu first charge on Inventories and Trade Receivables)	-	1,582.13
Unsecured Loan		
Overdraft facility from Bank	247.81	-
Working Capital Loan from Bank	-	3,500.00
	247.81	5,082.13

2.21.1 The Group has not been declared wilful defaulter by any bank or financial institutions or government or any government authority.

2.21.2 The Group does not have any charges or satisfaction of charges which is yet to be registered with Registrar of Companies beyond the statutory period.

2.21.3 The Group has utilised the working capital loan towards the working capital requirements.

2.21.4 The quarterly returns or statements filed by the company with such banks or financial institutions are observed to be in agreement or the same are duly reconciled with the books of account and records maintained by the Group.

2.22 Lease Liabilities

Particulars	As at March 31, 2024	As at March 31, 2023
(Short term including current maturity of long term lease liability)		
Lease Liabilities	298.29	229.64
	298.29	229.64

2.23 Trade Payables

Particulars	As at March 31, 2024	As at March 31, 2023
a) Micro and Small Enterprises		
Materials	43.14	32.73
b) Other than Micro and Small Enterprises		
Materials	3,287.90	3,522.48
Expenses	1,030.49	1,254.66
	4,361.53	4,809.87

Consolidated Notes

on accounts for the year ended March 31, 2024 | CIN: L18101MH1992PLC065136

(₹ in lakhs except as otherwise stated)

2.23.1 Disclosure u/s 22 of Micro, Small and Medium Enterprises Development Act, 2006 (MSMED Act)

Particulars	As at March 31, 2024	As at March 31, 2023
a) Principal amount remaining unpaid to micro and small enterprises (trade payable)	43.14	32.73
b) Principal amount remaining unpaid to micro and small enterprises (creditors for capital goods)	-	-
c) Principal amount paid beyond due date	-	-
d) Amount of Interest paid u/s 16 of MSMED Act	-	-
e) Amount of Interest due and remaining unpaid	-	-
f) Amount of Interest accrued and remaining unpaid	-	-
g) The amount of further interest due and payable even in the succeeding year, until such date when the interest dues as above are actually paid to the small enterprise, for the purpose of disallowance as a deductible expenditure under section 23 of the above Act.	-	-
Above information is disclosed to the extent available with the Group		

2.23.2 For trade payable ageing schedule for the year ended, refer note 2.47 (c) (ii).

2.24 Other Current Financial Liabilities

Particulars	As at March 31, 2024	As at March 31, 2023
Other Liabilities		
Security and Other Deposits	1,010.63	990.05
Salary and Wages payable	755.58	766.50
Employee Benefits	142.34	124.27
Unclaimed Dividend	13.14	10.06
(does not include any amount due and outstanding to be credited to the Investor Education and Protection Fund)		
	1,921.69	1,890.88

2.25 Other Current Liabilities

Particulars	As at March 31, 2024	As at March 31, 2023
Other Payables		
Capital Goods	18.01	47.19
Refund liability	2,805.37	3,342.60
Statutory Liabilities	243.94	373.67
Advance from Customers	428.61	358.51
	3,495.93	4,121.97

2.25.1 Upon the enactment of 'The payment of Bonus (Amendment) Act 2015' the Group had made additional provision for bonus amounting to ₹ 45.00 lakhs during the year 2015-16 pertaining to financial year 2014-15, Payment is not made pending final judgement from judicial authorities.

Consolidated Notes

on accounts for the year ended March 31, 2024 | CIN: L18101MH1992PLC065136

(₹ in lakhs except as otherwise stated)

2.26 Provisions

Particulars	As at March 31, 2024	As at March 31, 2023
(Short Term)		
Provision for Gratuity	124.08	-
Provision for Employee Benefit	197.20	123.09
Provision for Expenses payable	1,464.78	935.16
Other Provisions (including schemes, incentives defective claims and discount expenses)	1,991.77	8,406.95
	3,777.83	9,465.19

2.27 Current Tax Liabilities (NET)

Particulars	As at March 31, 2024	As at March 31, 2023
Current tax liabilities (net of tax assets)	182.98	85.46
	182.98	85.46

2.28 Revenue from Operations

Particulars	For the year ended March 31, 2024	For the year ended March 31, 2023
A. Sales Income		
Sales of Apparel and Lifestyle Accessories/Products	85,516.71	77,424.04
	85,516.71	77,424.04
B. Other Operating Income		
Service Income	301.21	313.82
Export Incentives	181.01	145.53
Miscellaneous Operating Income	50.93	61.95
	533.15	521.30
Total Revenue from Operations	86,049.86	77,945.34

2.28.1 Refer note 2.59 for disclosures relating to Ind AS 115.

2.29 Other Income

Particulars	For the year ended March 31, 2024	For the year ended March 31, 2023
Interest income		
On financial asset measured at amortised cost	315.79	203.57
On financial asset measured at FVTPL	24.31	8.48
Dividend income		
From quoted equity investments measured at fair value through OCI	15.71	25.27
From quoted equity investments measured at FVTPL	0.40	-
Net gain on sale of current investments carried at FVTPL	48.61	359.82
Net gain on sale of Non current investments carried at FVTPL	37.52	-
Net gain on sale of Liquid Mutual funds carried at FVTPL	0.82	597.62
Fair value gain on financial instruments at FVTPL (Net)	3,112.32	666.18
Rent Income on Investment Property	116.30	108.00
Exchange Rate Fluctuation (Net)	15.44	33.56
Profit on Sale of Property Plant & Equipment (Net)	0.17	19.07
	3,687.39	2,021.57

Consolidated Notes

on accounts for the year ended March 31, 2024 | CIN: L18101MH1992PLC065136

(₹ in lakhs except as otherwise stated)

2.30 Cost of Material Consumed

Particulars	For the year ended March 31, 2024	For the year ended March 31, 2023
a. Raw Material Consumed:		
Opening stock	619.21	1,059.95
Add: Purchases	16,129.50	19,563.00
	16,748.71	20,622.95
Less: Sale of raw material	4,158.93	4,756.31
Less: Closing stock	1,247.02	619.21
	11,342.76	15,247.43
b. Semi-Finished Goods	14,129.22	19,738.22
c. Packing Material, Accessories and others	2,842.56	3,618.27
d. Stores, Chemicals and Consumables	1,350.15	1,623.38
	29,664.69	40,227.30

2.31 Changes in Inventories of Finished Goods, Stock in Trade and Work in Progress

Particulars	For the year ended March 31, 2024	For the year ended March 31, 2023
Opening stock		
Work - in- Progress	3,068.99	3,826.73
Traded Goods	246.23	157.92
Finished goods	12,427.36	5,948.96
	15,742.58	9,933.61
Closing Stock		
Work - in- Progress	1,277.42	3,068.99
Traded Goods	96.80	246.23
Finished goods	5,063.13	12,427.36
	6,437.35	15,742.58
	9,305.23	(5,808.97)

2.32 Employee Benefit Expenses

Particulars	For the year ended March 31, 2024	For the year ended March 31, 2023
Salary, Wages and Allowances	9,557.36	8,796.07
Contribution to Provident and other Funds	517.55	594.46
Bonus and Ex-gratia	143.43	128.07
Gratuity	130.05	125.51
Leave Benefits	51.22	45.30
Staff Welfare	131.10	96.87
	10,530.71	9,786.28

Consolidated Notes

on accounts for the year ended March 31, 2024 | CIN: L18101MH1992PLC065136

(₹ in lakhs except as otherwise stated)

2.33 Finance Costs

Particulars	For the year ended March 31, 2024	For the year ended March 31, 2023
Bank Charges	4.11	4.82
Finance Charges	178.71	214.67
Interest on Working Capital Loan	253.12	419.04
	435.94	638.53

*includes interest expenses on lease liabilities of ₹ 144.60 lakhs (P.Y. 101.94 lakhs)

2.34 Manufacturing and Operating Expenses

Particulars	For the year ended March 31, 2024	For the year ended March 31, 2023
Embroidery Expenses	330.25	325.79
Electricity Expenses (net of credit received from windmill)	220.66	256.21
Factory Rent	73.52	63.62
General Factory Expenses	36.43	47.53
Processing Charges	3,967.07	5,210.12
Fuel Expenses	811.10	1,164.43
Water Charges	125.95	139.66
Waste Disposal Charges	127.85	151.56
Repairs & Maintenance	347.81	283.51
Wind Turbine Expenses	15.81	16.91
	6,056.45	7,659.34

2.35 Administrative & Other Expenses

Particulars	For the year ended March 31, 2024	For the year ended March 31, 2023
Rent, Rates and Taxes	366.90	311.82
Communication Expenses	43.14	39.73
Insurance Premium (net of recoveries)	145.02	107.16
Legal and Professional Fees	1,279.60	815.23
Printing and Stationery	48.05	41.99
Donations	16.08	21.14
Corporate social responsibility	175.00	131.51
Vehicle Expenses	247.66	143.80
Auditors Remuneration	89.55	83.83
Conveyance Expenses	161.17	81.70
Electricity Expenses	174.51	133.02
Repairs & Maintenance	467.18	411.58
Directors Sitting Fees	29.60	28.80
General Office Expenses	758.11	724.85
Bad Debts	1,251.97	107.54
(Reversal)/Allowance for expected credit loss (Net) (refer note 2.47 b)	(540.00)	452.03
	4,713.54	3,635.73

Consolidated Notes

on accounts for the year ended March 31, 2024 | CIN: L18101MH1992PLC065136

(₹ in lakhs except as otherwise stated)

2.36 Selling & Distribution Expenses

Particulars	For the year ended March 31, 2024	For the year ended March 31, 2023
Advertisement and Publicity Expenses	1,892.53	2,576.01
Sales Promotion Expenses	423.75	196.63
Clearing and forwarding charges on Sales	559.60	486.68
Tour and Travelling Expenses (Net of recoveries)	1,240.74	1,004.61
Commission on Sales	259.63	181.11
	4,376.25	4,445.04

2.37 Aggregate Amounts

Particulars	For the year ended March 31, 2024	For the year ended March 31, 2023
Rent Including Common Area Maintenance Charges	329.56	261.95
Electricity Expenses (net of credit received from windmill)	395.18	389.23
Repair & Maintenance (Building)	742.65	567.34
Repair & Maintenance (Machinery)	88.16	144.67
General Expenses	794.53	772.38

2.38 Employee Benefits:

a) Defined benefit gratuity plan (funded)

In respect of Gratuity, the Parent Company makes annual contribution to the employee group gratuity scheme of the Life Insurance Corporation of India, funded defined benefits plan for employees. The scheme provided for lump sum payments to vested employees at retirement, death while in employment or on termination of employment of an amount equivalent to 15 days salary for each completed year of service or part thereof in excess of six months. Vesting occurs upon completion of five years of service.

The Parent Company has provided for gratuity based on the actuarial valuation done as per Project Unit Credit Method. The following table sets out for the status of gratuity plan:

Disclosure in respect of gratuity liability

Reconciliation of Defined Benefit Obligation (DBO):	As at March 31, 2024	As at March 31, 2023
Present value of DBO at start of the year	975.73	970.13
Interest Cost	70.25	66.94
Current Service Cost	135.92	130.87
Past Service Cost	-	-
Benefit Paid	(161.62)	(147.47)
<i>Re-measurements:</i>		
a. Actuarial Loss/(Gain) from changes in demographic assumptions	-	-
b. Actuarial Loss/(Gain) from changes in financial assumptions	149.05	(23.26)
c. Actuarial Loss/(Gain) from experience over the past period	24.79	(21.48)
Present value of DBO at end of the year	1194.12	975.73

Consolidated Notes

on accounts for the year ended March 31, 2024 | CIN: L18101MH1992PLC065136

(₹ in lakhs except as otherwise stated)

Reconciliation of Fair Value of Plan Assets:	As at March 31, 2024	As at March 31, 2023
Fair Value of Plan Assets at the beginning of the year	1,091.73	1,002.92
Interest Income on Plan Assets	76.12	72.30
Contributions by Employer	80.00	174.21
Benefit Paid	(161.62)	(147.47)
<i>Re-measurements:</i>		
a. Actuarial (Loss)/Gain from changes in financial assumptions	-	-
b. Return on plan assets excluding amount included in net interest on the net defined benefit liability/(asset)	(16.19)	(10.23)
c. Re-measurements on Plan Assets Gain/ (Loss)	-	-
Fair Value of Plan Assets at the end of the year	1,070.04	1,091.73
<i>Actual Return on Plan Assets</i>	59.93	62.07

Amount recognized in the Balance Sheet:	As at March 31, 2024	As at March 31, 2023
Present value of DBO at the end of the year	1,194.12	975.73
Fair Value of Plan Assets at the end of the year	1,070.04	1,091.73
Net Asset / (Liability) in the Balance Sheet	(124.08)	116.00

Gratuity recognized in the Statement of Profit and Loss	For the year ended March 31, 2024	For the year ended March 31, 2023
Current Service Cost	135.92	130.87
Past Service Cost	-	-
Net Interest on net defined benefit liability/ (asset)	(5.87)	(5.36)
Expense Recognized in Statement of Profit and Loss	130.05	125.51

Principal Assumption used in determining Gratuity liability	For the year ended March 31, 2024	For the year ended March 31, 2023
Discount Rate	7% p.a.	7.20% p.a.
Interest rate for net interest on net DBO	7.20% p.a.	6.90% p.a.
Withdrawal Rate	Upto age 35 years: 10% p.a. Above age 35 years: 5% p.a.	Upto age 35 years: 10% p.a. Above age 35 years: 5% p.a.
Salary Escalation	6.5% p.a.	5% p.a.
Mortality Table	IALM 2012-14 Ult	IALM 2012-14 Ult
Expected average remaining working life	9 Years	9 Years
Retirement Age	58 years	58 years

Movement in Other Comprehensive Income	As at March 31, 2024	As at March 31, 2023
Balance at start of year (loss)/gain	235.48	200.97
<i>Re-measurements on DBO</i>		
a. Actuarial (Loss)/Gain from changes in demographic assumptions	-	-
b. Actuarial (Loss)/Gain from changes in financial assumptions	(149.05)	23.26
c. Actuarial (Loss)/Gain from experience over the past period	(24.79)	21.48

Consolidated Notes

on accounts for the year ended March 31, 2024 | CIN: L18101MH1992PLC065136

(₹ in lakhs except as otherwise stated)

Movement in Other Comprehensive Income	As at March 31, 2024	As at March 31, 2023
<i>Re-measurements on Plan Assets</i>		
a. Actuarial (Loss)/Gain from changes in financial assumptions	-	-
b. Return on Plan assets, excluding amount included in net interest on the net defined benefit liability/(asset)	(16.19)	(10.23)
c. Re-measurements on Plan Assets Gain/ (Loss)	-	-
Balance at end of year (loss)/gain	45.45	235.48

Movement in Surplus/ (Deficit)	As at March 31, 2024	As at March 31, 2023
Surplus/ (Deficit) at start of year	116.00	32.79
<i>Movement during the year</i>		
Current Service Cost	(135.92)	(130.87)
Past Service Cost	-	-
Net Interest on net DBO	5.87	5.36
Actuarial gain/ (loss)	(190.03)	34.51
Contributions	80.00	174.21
Surplus/ (Deficit) at end of year	(124.08)	116.00

Other disclosures	As at March 31, 2024	As at March 31, 2023	As at March 31, 2022	As at March 31, 2021	As at March 31, 2020
Defined benefit obligation	1,194.12	975.73	970.13	876.74	1,020.49
Plan assets	1,070.04	1,091.73	1,002.92	1,034.51	786.05
Surplus/ (deficit)	(124.08)	116.00	32.79	157.77	(234.44)
Experience adjustments on plan liabilities - loss/ (gain)	24.79	(21.48)	92.80	(97.03)	(90.15)
Experience adjustments on plan Assets - (loss)/ gain*	-	-	-	-	-

*Information is disclosed to the extent available

Sensitivity Analysis	As at March 31, 2024		As at March 31, 2023	
	Increases 1%	Decreases 1%	Increases 1%	Decreases 1%
	Change in DBO (Amount)		Change in DBO (Amount)	
Salary Growth Rate	102.58	(91.00)	77.85	(69.03)
Discount Rate	(94.33)	108.03	(67.10)	76.92
Withdrawal Rate	0.68	(1.12)	7.84	(9.09)

Maturity profile:

The average expected remaining lifetime of the plan members is 9 years (P.Y.: 9 years) as at the date of valuation. This represents the weighted average of the expected remaining lifetime of all plan participants.

The sensitivity analysis above has been determined based on reasonably possible changes of the respective assumptions occurring at the end of the reporting period and may not be representative of the actual change. It is based on a change in the key assumption while holding all other assumptions constant. When calculating the sensitivity to the assumption, the method (Projected Unit Credit Method) used to calculate the liability recognized in the balance sheet has been applied. The methods and types of assumptions used in preparing the sensitivity analysis did not change compared with the previous period.



Consolidated Notes

on accounts for the year ended March 31, 2024 | CIN: L18101MH1992PLC065136

(₹ in lakhs except as otherwise stated)

100% of the plan assets held by gratuity trust comprises of employees group gratuity scheme with Life Insurance Corporation of India. The estimates of future salary increase, considered in actuarial valuation, take account of inflation, seniority, promotion and other relevant factors such as supply and demand factors in the employment market. The expected rate of return on plan assets comprising of Insurance Policy with LIC of India is based on the historical results of returns given by LIC of India.

The Parent Company expects to contribute ₹ 150.00 lakhs to gratuity trust for contribution to LIC of India in financial year 2024-25.

b) Disclosure in respect of leave entitlement liability:

Leave entitlement is short term benefit which is recognized as an expense at the un-discounted amount in the year in which the related service is rendered and disclosed under other current liabilities.

c) Death in service benefit:

The Parent Company has taken group term policy from an insurance Company to cover its obligation for death in service benefit given to eligible employees. The insurance premium of ₹ 50.08 lakhs (P.Y. ₹ 60.03 lakhs) is recognized in Statement of Profit and Loss.

d) Defined Contribution Plans:

The Parent Company contributes towards Employees Provident Fund, Employees State Insurance, National Pension Scheme and Labour Welfare Fund. The aggregate amount contributed and charged to Statement of Profit and Loss is ₹ 517.55 lakhs (P.Y. ₹ 594.46 lakhs). Refer note 2.32

e) The Hon'ble Supreme Court of India ("SC") by its order dated February 28, 2019, in the case of Surya Roshani Limited & others V/s EPFO, set out the principles based on which allowances paid to the employees should be identified for inclusion in basic wages for the purposes of computation of Provident Fund contribution. Based on the same, the Parent Company has changed its Salary Structure from April 1, 2019, but impact of the previous years is not ascertainable, since the retrospective date of applicability of the same is not yet clarified.

2.39 Related Party Disclosure:

Disclosures as per Ind AS 24 - 'Related Party Disclosures' are given below:

a) Related Parties where i) control exists and ii) where significant influence exists (with whom transaction have taken place during the year).

Joint Ventures:

White Knitwear Private Limited

Enterprises where Key Management Personnel (KMP) and their close members have significant influence:

Smt. Jatnobai Karamchandji Ratanparia Chouhan Charitable Trust

Kewal Kiran Finance Private Limited

Lord Gautam Charitable Foundation

Key Management Personnel:

Kewalchand P. Jain	Chairman & Managing Director
Hemant P. Jain	Jt. Managing Director
Dinesh P. Jain	Whole-time Director
Vikas P. Jain	Whole-time Director

Consolidated Notes

on accounts for the year ended March 31, 2024 | CIN: L18101MH1992PLC065136

(₹ in lakhs except as otherwise stated)

Prakash A. Mody	Independent Director (Till March 31, 2024)
Nimish G. Pandya	Independent Director (Till March 31, 2024)
Yogesh A. Thar	Independent Director (Till March 31, 2024)
Drushti R. Desai	Independent Director
Jayraj S. Sheth	Independent Director (w.e.f January 20, 2024)
Ushma S. Sule	Independent Director (w.e.f January 20, 2024)
Paresh H. Clerk	Independent Director (w.e.f January 20, 2024)
Bharat Adnani	Chief Financial Officer
Nimesh Anandpara	Dy. Chief Financial Officer
Abhijit Warange	Company Secretary

Close Members / Other concerns of Key Management Personnel (In cases where transactions are there):

Shantaben P. Jain (Mother of Key Management Personnel)

Veena K. Jain (Wife of Kewalchand P. Jain.)

Lata H. Jain (Wife of Hemant P. Jain)

Sangeeta D. Jain (Wife of Dinesh P. Jain)

Kesar V. Jain (Wife of Vikas P. Jain)

Pankaj K. Jain (Son of Kewalchand P. Jain)

Hitendra H. Jain (Son of Hemant P. Jain)

Yash V. Jain (Son of Vikas P. Jain)

Jai D. Jain (Son of Dinesh P. Jain)

Nami D. Jain (Daughter of Dinesh P. Jain)

Krushika D. Jain (Daughter of Dinesh P. Jain)

Kewalchand P. Jain (HUF)

Hemant P. Jain (HUF)

Dinesh P. Jain (HUF)

Vikas P. Jain (HUF)

P.K. Jain Family Holding Trust

Pandya & Co. (Controlled by Mr. Nimish G. Pandya)

Employee Funds:

Kewal Kiran Clothing Limited - Employee Group Gratuity Scheme.

b) The transactions with related parties are made in the normal course of business and on terms equivalent to those that prevail in arm's length transactions. Outstanding balances at the year-end are unsecured and interest-free and settlement occurs in cash. There have been no guarantees provided or received for any related party receivables or payables. The below transactions are as per approval of Audit Committee. The Parent Company has not recorded any impairment of receivables relating to amounts owed by related parties. This assessment is undertaken each financial year through examining the financial position of the related party and the market in which the related party operates.

Consolidated Notes

on accounts for the year ended March 31, 2024 | CIN: L18101MH1992PLC065136

(₹ in lakhs except as otherwise stated)

Nature of Transaction	Enterprises Where KMP & their close members have significant influence	Close Members/ Other Concerns of Key Management Personnel	Key Management Personnel	Employee Funds
Rent Expenses	-	9.18	29.89	-
	(-)	(9.18)	(29.89)	(-)
Managerial Remuneration	-	-	698.26	-
	(-)	(-)	(610.96)	(-)
Salary	-	163.58	-	-
	(-)	(135.00)	(-)	(-)
Sitting Fees Paid	-	-	29.60	-
	(-)	(-)	(28.80)	(-)
Dividend Paid	0.98	1,262.60	567.02	-
	(1.72)	(2,525.20)	(1,134.04)	(-)
CSR (Donation)	175.00	-	-	-
	(131.51)	(-)	(-)	(-)
Contribution to Gratuity Fund	-	-	-	80.00
	(-)	(-)	(-)	(174.21)
Legal & Professional Services received	-	0.50	-	-
	(-)	(1.40)	(-)	(-)
Purchase of Property	-	-	-	-
	(135.00)	(-)	(-)	(-)
Loan received back	-	-	1.00	-
	(-)	(-)	(3.00)	(-)

Outstanding Balances	As at March 31, 2024	As at March 31, 2023
Trade and Salary Payable		
Close Members/ Other Concerns of Key Management Personnel	25.18	13.45
Key Management Personnel	200.25	231.45
Trade Receivable & Advances		
Employee Funds	-	116.00
Other Payables		
Employee Funds	124.08	-
Deposit Receivable		
Close Members/ Other Concerns of Key Management Personnel	4.59	4.59
Key Management Personnel	3.24	3.24
Investments		
Joint Venture	345.50	345.50
Loans		
Key Management Personnel	-	1.00

Consolidated Notes

on accounts for the year ended March 31, 2024 | CIN: L18101MH1992PLC065136

(₹ in lakhs except as otherwise stated)

c) Disclosure in respect of material transactions with related parties during the year:

Nature of Transaction	Nature of relationship	Name of the related party	Amount	
Rent Expenses	Key Management Personnel	Kewalchand P. Jain	9.98	
			(9.98)	
		Hemant P. Jain	8.60	
			(8.60)	
		Dinesh P. Jain	5.66	
		(5.66)		
			Vikas P. Jain	5.66
			(5.66)	
		Close Members/ Other Concerns of Key Management Personnel	Shantaben P. Jain	9.18
			(9.18)	
Managerial Remuneration (Salary)	Key Management Personnel	Kewalchand P. Jain	125.00	
			(125.00)	
		Hemant P. Jain	125.00	
			(125.00)	
		Dinesh P. Jain	125.00	
			(125.00)	
		Vikas P. Jain	125.00	
			(125.00)	
		Bharat Adnani	75.30	
			(12.94)	
Salary	Close Members/ Other Concerns of Key Management Personnel	Nimesh Anandpara	62.96	
			(51.01)	
		Abhijit Warange	60.00	
			(47.00)	
		Pankaj K. Jain	50.00	
			(50.00)	
		Hitendra H. Jain	50.00	
			(50.00)	
		Jai D. Jain	8.33	
			(10.00)	
Dividend Paid	Enterprises Where KMP & their close members have significant influence	Yash V. Jain	27.33	
			(20.00)	
		Nami D. Jain	9.58	
			(5.00)	
		Krushika D. Jain	18.33	
	(-)			
		Kewal Kiran Finance Private Limited	0.98	
		(1.72)		

Consolidated Notes

on accounts for the year ended March 31, 2024 | CIN: L18101MH1992PLC065136

(₹ in lakhs except as otherwise stated)

Nature of Transaction	Nature of relationship	Name of the related party	Amount
		Shantaben P. Jain (Trustee/Beneficiary of P. K. Jain Family Holding Trust)	1,230.60 (2,461.20)
		Veena K. Jain	3.20 (6.40)
		Lata H. Jain	3.20 (6.40)
		Sangeeta D. Jain	3.20 (6.40)
		Kesar V. Jain	3.20 (6.40)
		Pankaj K. Jain	3.20 (6.40)
	Close Members/ Other Concerns of Key Management Personnel	Hitendra H. Jain	3.20 (6.40)
		Kewalchand P. Jain (HUF)	3.20 (6.40)
		Hemant P. Jain (HUF)	3.20 (6.40)
Dividend Paid		Dinesh P. Jain (HUF)	3.20 (6.40)
		Vikas P. Jain (HUF)	3.20 (6.40)
		Kewalchand P. Jain	138.12 (276.24)
		Hemant P. Jain	138.38 (276.77)
	Key Management Personnel	Dinesh P. Jain	145.97 (291.93)
		Vikas P. Jain	144.36 (288.73)
		Nimesh Anandpara	0.18 (0.37)
Contribution to Gratuity Fund	Employee Funds	Employee Fund	80.00 (174.21)
Corporate Social Responsibility	Enterprises where KMP & their close members have significant influence	Smt. Jatnobai Karamchandji Ratanparia Chouhan Charitable Trust	175.00 (131.51)
Donation	Enterprises where KMP & their close members have significant influence	Lord Gautam Charitable Foundation	1.00 (-)
Legal & Professional Services received	Close Members/ Other Concerns of Key Management Personnel	Pandya & Co.	0.50 (1.40)
Purchase of Property	Enterprises where KMP & their close members have significant influence	Kewal Kiran Enterprises	- (135.00)

Note:

- Figures in brackets represent corresponding amount of previous year.
- Above transactions exclude reimbursement of expenses.
- In case of KMP under the Companies Act, 2013, managerial remuneration excludes gratuity provision as it is determined on actuarial basis for the Company as a whole.

Consolidated Notes

on accounts for the year ended March 31, 2024 | CIN: L18101MH1992PLC065136

(₹ in lakhs except as otherwise stated)

d) Compensation to KMP of the Parent Company:

Nature of Benefits [#]	For the year ended March 31, 2024	For the year ended March 31, 2023
Short-term employee benefits (including Sitting Fees)	727.86	639.76
Post-employment gratuity and medical	-	-
Other long-term benefits	-	-
Share-based payment transactions	-	-
Termination Benefits	-	-
Total	727.86	639.76

[#]The aforesaid amounts exclude gratuity provision as it is determined on actuarial basis for the Group Company as a whole.

e) Loans or Advances in the nature of loans granted to promoters, directors, and KMPs:

Type of Borrower	For the year ended March 31, 2024	% of Total Loans & Advances	For the year ended March 31, 2023	% of Total Loans & Advances
Promoters	-	-	-	-
Directors	-	-	-	-
KMP	-	-	1.00	100%
Related Parties	-	-	-	-
Total	-	-	1.00	100%

2.40 Leases - Ind AS 116:

a) As Lessee:

The Parent Company lease asset primarily consists of leases for shop premises and factory building.

Following is the information pertaining to leases:

Particulars	For the year ended March 31, 2024	For the year ended March 31, 2023
(a) Depreciation Charge for Right to Use Asset	366.40	233.54
(b) Interest Expense on Lease Liability	144.60	101.94
(c) Expense relating to short term leases accounted in profit & loss	232.04	211.94
(d) Total Cash Outflow for Leases for the year	390.17	271.34
(e) Additions to Right to use Assets	660.66	1,160.83
(f) Carrying Amount of Right to use Assets at year end	1,896.89	1,602.64
(g) Lease Liability at year end	1,722.63	1,516.16

Table showing contractual maturities of lease liabilities on undiscounted basis:

Particulars	As at March 31, 2024	As at March 31, 2023
Due not later than one year	422.77	340.87
Due later than one year but not later than five years	1,191.55	1,065.61
More than 5 years	485.02	594.88
Total	2,099.34	2,001.36

Consolidated Notes

on accounts for the year ended March 31, 2024 | CIN: L18101MH1992PLC065136

(₹ in lakhs except as otherwise stated)

b) As Lessor:

The Parent Company has given certain part of its property on operating lease. These lease arrangements are for a period of 9 years and cancellable solely at discretion of the lessees. Rental income from leasing of property of ₹ 116.30 lakhs (P.Y. ₹ 108.00 lakhs) is recognized in the Statement of Profit and Loss. The initial direct cost (if any) is charged off to expenses in the year in which it is incurred.

The Parent Company has not given any property under non -cancellable operating lease.

The following table sets out a maturity analysis of lease payments, showing the undiscounted lease payments to be received after the reporting date/Annual undiscounted lease payments receivable is as under:

Particulars	Upto 1 year	1-2 years	2-3 years	3-4 years	4-5 years	Beyond 5 years	Total
As at 31-3-2024	119.40	92.14	0.84	-	-	-	212.38
As at 31-3-2023	116.30	119.40	92.14	0.84	-	-	328.68

2.41 Disclosure regarding Derivative Instrument and Unhedged Foreign Currency Exposure:

There are no open derivatives / forward exchange contracts as at year end. The year-end foreign currency exposures that have not been hedged by a derivative instrument or otherwise are given below:

Particulars	Currency	As at March 31, 2024		As at March 31, 2023	
		Amt. in Foreign Currency	Amount	Amt. in Foreign Currency	Amount
Trade Receivables	USD	-	-	1,75,252.38	131.17
Trade Payables	USD	-	-	-	-
Advance from Customer	USD	1,51,782.78	126.50	1,977.20	1.62
Foreign currency in hand	Multiple	61,949.95	1.79	2,094.95	0.46

Note: The above figures do not include open purchase orders/sales orders.

2.42 Provisions (Parent Company):

Disclosure as per Ind AS 37 – Provisions, Contingent Liabilities and Contingent Assets are given below:

Particulars	Other Provisions (including schemes, incentives, defective claims and discount expenses)*	
	For the year ended March 31, 2024	For the year ended March 31, 2023
Opening Balance	8,406.95	7,062.02
Addition	10,378.37	13,346.75
Utilization	16,172.55	11,026.82
Reversal	621.00	975.00
Closing Balance	1,991.77	8,406.95

The above Provision has been grouped under the head 'Current Provisions' in Note 2.26.

The timing of the outflow is dependent on various aspects / fulfillment of conditions and occurrence of events. Such provisions are made based on the past experience and assessment of rates and taxes. However, it is most likely that outflow is expected to be within a period of one year from the date of Balance Sheet.

Consolidated Notes

on accounts for the year ended March 31, 2024 | CIN: L18101MH1992PLC065136

(₹ in lakhs except as otherwise stated)

2.43 Contingent Liabilities:

a) Disputed demands in respect of income tax not acknowledged as debt by the Parent Company of ₹ 71.83 lakhs (P.Y. ₹ 83.61 lakhs). Future cash outflows in respect of above are dependent on outcome of matter under dispute.

In addition to above, in respect of Assessment year 2005-2006, there was tax demand of ₹ 68.94 lakhs (₹ 68.94 lakhs) which had been adjusted by the tax authorities against refund due to the Parent Company in respect of other years. During FY. 2015-16, the Parent Company had received favourable Order passed by the ITAT, Mumbai against which the Income Tax Department has filed the appeal before the Bombay High Court and was admitted dated November 27, 2021. Subsequently to year end, the aforementioned appeal has been withdrawn by the Income Tax Department. As a result, the demand now stands at ₹ Nil.

b) Bank guarantees issued by the parent company on behalf of the Company of ₹ 143.30 lakhs (P.Y. ₹ 206.69 lakhs).

c) The Parent Company had in earlier years purchased capital assets under EPCG license against which the Parent Company does not have any balance export obligation at the end of the year.

As at the year-end, amount of outstanding bonds executed by the Parent Company in favour of customs authority aggregates to Nil (P.Y. Nil).

d) The Parent Company's contingent liability and capital/other commitment in relation to joint venture Nil (P.Y. Nil).

Note: No outflow of resources is expected in respect of Para (b) and (c).

2.44 Estimated amount of contracts remaining to be executed on:

a) Capital Commitment:

- Purchase of Machineries and Vehicles – ₹ 167.60 lakhs (P.Y. ₹ 180.00 lakhs).
- Construction of Building – Nil (P.Y. ₹ 100.00 lakhs).

b) Other commitments:

Capital Contribution Commitment for investment in Alternate Investment Fund(AIF):

- Systema Asia Fund ₹ 40.00 lakhs (P.Y. ₹ 42.00 lakhs).
- Somerset Indus Healthcare India Fund – ₹ 5.45 lakhs (P.Y. ₹ 34.20 lakhs).

2.45 Income Taxes (Ind AS 12):

a) Income tax expense in the statement of profit and loss consists of:

Particulars	For the year ended March 31, 2024	For the year ended March 31, 2023
Current income tax:		
In respect of the current year	4,170.00	3,777.31
In respect of the prior years - Short/(Excess)	(153.47)	-
Deferred tax:		
In respect of the current year - Charge/(Credit)	498.42	8.00
Income tax expense recognized in the statement of profit or loss	4,514.95	3,785.31

b) Income tax recognized in other comprehensive income:

Particulars	For the year ended March 31, 2024	For the year ended March 31, 2023
Deferred tax arising on income and expense recognized in OCI		
a) Re-measurement of the net defined benefit plan	47.82	(8.69)
b) Financial assets at fair value	(9.40)	9.67
Income tax expense recognized in other comprehensive income	38.42	0.98

Consolidated Notes

on accounts for the year ended March 31, 2024 | CIN: L18101MH1992PLC065136

(₹ in lakhs except as otherwise stated)

c) Reconciliation of Effective Tax Rate:

Particulars	As at March 31, 2024	As at March 31, 2023
Applicable tax rate (%)	25.168%	25.168%
Profit before tax	19,922.52	15,687.40
Current tax expenses on Profit before tax as per applicable tax rate	5,014.10	3,948.20
Tax effect of the amounts which are not deductible/(taxable) in calculating taxable income		
Effect of Income not considered for tax purpose (Fair Value changes etc.)	(374.00)	(225.49)
Effect of Tax paid at a lower rate	(4.81)	(6.54)
Effect of expenses that are not deductible in determining taxable profits	48.09	66.01
Effect of expenses that are deductible in determining taxable profits	(41.76)	-
Other Items	26.80	3.13
Total income tax expense/(credit)	4,668.42	3,785.31
The effective tax rate	23.43%	24.13%
Excess Provision for Taxes of Earlier Years	(153.47)	-
Income tax expense recognized in the statement of profit or loss	4,514.95	3,785.31

There is no income surrendered or disclosed as income during the current or previous year in the tax assessments under the Income Tax Act, 1961, that has not been recorded in the books of account.

d) Deferred tax note:

The tax effect of significant temporary differences that resulted in deferred income tax assets and liabilities are as follows:

Particulars	Balance Sheet		Statement of Profit & Loss Account	
	As at March 31, 2024	As at March 31, 2023	For the year ended March 31, 2024	For the year ended March 31, 2023
Deferred Tax Assets:				
Provision for Assets	544.99	684.50	(139.51)	85.71
Lease Liabilities	433.59	373.27	60.32	248.76
Others	180.43	114.48	65.95	(279.36)
Total (A)	1,159.01	1,172.25	(13.24)	55.11
Deferred Tax Liability:				
Depreciation	742.07	704.62	37.45	19.41
Tax on Fair Value gain	848.94	439.63	409.31	43.70
Total (B)	1,591.01	1,144.25	446.76	63.11
Deferred Tax Asset / (Liabilities) (A-B)	(432.00)	28.00	460.00	(8.00)

*Also refer note 2.6.1

e) Reconciliation of deferred tax assets/(liabilities) (net):

Particulars	For the year ended March 31, 2024	For the year ended March 31, 2023
Opening Balance	28.00	36.00
Tax income/(expense) recognised in profit or loss	(498.42)	(8.00)
Tax income/(expense) recognised in other comprehensive income	38.42	-
Closing Balance	(432.00)	28.00

Consolidated Notes

on accounts for the year ended March 31, 2024 | CIN: L18101MH1992PLC065136

(₹ in lakhs except as otherwise stated)

2.46 Fair Value Measurement:

The management assessed that cash and bank balances, trade receivables, trade payables, cash credits and other financial assets and liabilities approximate their carrying amounts largely due to the short-term maturities of these instruments.

The fair values of the financial assets and liabilities are included at the amount at which the instrument could be exchanged in a current transaction between willing parties, other than in a forced or liquidation sale.

The Group has established the following fair value hierarchy that categorises the values into 3 levels. The inputs to valuation techniques used to measure fair value of financial instruments are:

- **Level 1:** This hierarchy uses quoted (unadjusted) prices in active markets for identical assets or liabilities. The fair value of all equity investments and units of mutual funds which are traded in the stock exchanges is valued using the closing price or dealer quotations as at the reporting date.
- **Level 2:** The fair value of financial instruments that are not traded in an active market is determined using valuation techniques which maximize the use of observable market data and rely as little as possible on Group specific estimates. The mutual fund units are valued using the closing Net Asset Value. If all significant inputs required to fair value an instrument are observable, the instrument is included in Level 2.
- **Level 3:** If one or more of the significant inputs is not based on observable market data, the instrument is included in Level 3.

a) Categories of Financial Instruments:

Particulars	FVTPL	FVOCI	Amortised Cost	Total	Carrying Amount
As at March 31, 2024:-					
Financial Assets:					
Trade receivables	-	-	20,278.39	20,278.39	20,278.39
Investment in Equity shares, quoted	2.91	273.31	-	276.22	276.22
Investment in Non Convertible Debentures, quoted	100.25	-	-	100.25	100.25
Investment in units of Mutual Funds, PMS, AIF & Equity Share Unquoted	33,249.99	-	-	33,249.99	33,250.77
Cash and bank balances	-	-	5,676.15	5,676.15	5,676.15
Other financial assets	-	-	1,472.98	1,472.98	1,470.98
Total	33,353.15	273.31	27,427.52	61,053.98	61,053.98
Financial Liabilities:					
Cash Credits/Working Capital Borrowing	-	-	247.81	247.81	247.81
Trade payables	-	-	4,361.53	4,361.53	4,361.53
Other financial liabilities	-	-	3,644.32	3,644.32	3,644.32
Total	-	-	8,253.67	8,253.67	8,253.67

Consolidated Notes

on accounts for the year ended March 31, 2024 | CIN: L18101MH1992PLC065136

(₹ in lakhs except as otherwise stated)

Particulars	FVTPL	FVOCI	Amortised Cost	Total	Carrying Amount
As at March 31, 2023:-					
Financial Assets:					
Trade receivables	-	-	16,992.11	16,992.11	16,992.11
Investment in Equity shares, quoted	-	438.84	-	438.84	438.84
Investment in units of Mutual Funds, PMS, AIF & Equity Share Unquoted	28,649.99	-	-	28,649.99	28,649.99
Cash and bank balances	-	-	2,902.69	2,902.69	2,902.69
Other financial assets	-	-	2,156.28	2,156.28	2,156.28
Total	28,649.99	438.84	22,051.08	51,139.91	51,139.91
Financial Liabilities:					
Cash Credits/Working Capital Borrowing	-	-	5,082.13	5,082.13	5,082.13
Trade payables	-	-	4,809.87	4,809.87	4,809.87
Other financial liabilities	-	-	3,407.04	3,407.04	3,407.04
Total	-	-	13,299.04	13,299.04	13,299.04

b) Financial Instruments measured at fair value:

Particulars	Fair value measurement using			Total (Amount)
	(Level 1)* Amount	(Level 2)* Amount	(Level 3) Amount	
As at March 31, 2024:-				
Financial Assets				
Fair value through Other Comprehensive Income				
Investment in Equity shares, quoted	273.31	-	-	273.31
Fair value through Profit and Loss				
Investment in units of Mutual Funds, PMS and AIF	-	31,502.68	-	31,502.68
Investment in Equity shares, quoted	2.91	-	-	2.91
Investment in Non Convertible Debenture, quoted	100.25	-	-	100.25
Investments in units of perpetual bonds	197.57	-	-	197.57
Investment in Equity shares, unquoted	-	-	1,549.74	1549.74
As at March 31, 2023:-				
Financial Assets				
Fair value through Other Comprehensive Income				
Investment in Equity shares, quoted	438.84	-	-	438.84
Fair value through Profit and Loss				
Investment in units of Mutual Funds, PMS and AIF	-	27,144.45	-	27,144.45
Investments in units of Perpetual Bonds	198.35	-	-	198.35
Investment in Equity shares, unquoted	-	-	1,307.19	1,307.19

*There has been no transfer between level 1 and level 2 during the year ended March 31, 2024 and March 31, 2023.

Notes:

- For Details of income and gains related to financial instruments, Refer Note 2.29.
- Investments in joint venture are valued at cost less impairment loss (if any) in accordance with Ind AS 27 - 'Separate Financial Statements', consequently the same is not disclosed in above table. The investments made in joint venture as at March 31, 2024 is ₹ 345.50 lakhs (P.Y. ₹ 345.50 lakhs) and are measured at cost.

Consolidated Notes

on accounts for the year ended March 31, 2024 | CIN: L18101MH1992PLC065136

(₹ in lakhs except as otherwise stated)

2.46.1 Financial Instrument measured at Amortised Cost:

The carrying amount of financial assets and financial liabilities measured at amortised cost in the Financial Statements are a reasonable approximation of their fair values since the Group does not anticipate that the carrying amounts would be significantly different from the values that would eventually be received or settled.

2.46.2 Investments in equity shares measured at FVTOCI:

The equity are fair valued using various market observable inputs.

2.46.3 Key Inputs for Level 1 and Level 2 Fair Valuation Technique:

- Mutual Funds: Based on Net Asset Value of the Scheme (Level 2).
- Listed Equity Investments and Investment in Perpetual bond: Based on Quoted Bid Price on Stock Exchange (Level 1).
- Investment in Portfolio Management Services: Based on closing net asset value of Investment (Level 2).
- Alternate Investment Fund: Based on Net Asset Value of fund (Level 2).
- Non Convertible Debenture: Based on quoted price on Stock Exchange (Level 1).

2.46.4 Description of Significant Unobservable Inputs used for Financial Instruments (Level 3)

Equity Investments – Unquoted (Other than Joint Venture): Discounted cash flow method using risk adjusted discount rate.

2.46.5 The following table shows a reconciliation from the opening balances to the closing balances for level 3 fair values:

Particulars	For the year ended March 31, 2024	For the year ended March 31, 2023
Opening balance	1,307.19	1,000.00
Purchase of Investments during the year	198.45	-
Sale/Redemption of Investments	-	-
Gain recognised in profit and loss on fair value adjustment	44.10	307.19
Closing balance	1,549.74	1,307.19

2.46.6 Relationship of Unobservable Inputs to Level 3 fair values (Recurring):

Equity Investments - Unquoted (for Equity Shares where Discounted Cash Flow Method is used):

The impact of sensitivity analysis on the fair valuation is not expected to material considering the size of the investment and overall size of the Company.

2.47 Financial risk management objectives and policies:

The Group's principal financial liabilities, other than derivatives, comprise loans and borrowings, trade and other payables. The main purpose of these financial liabilities is to finance the Group's operations. The Group's principal financial assets include trade and other receivables, investments and cash & cash equivalents that derive directly from its operations.

The Group is exposed to market risk, credit risk and liquidity risk. The Group's senior management oversees the management of these risks. It is the Group's policy that no trading in derivatives for speculative purposes may be undertaken. The Board of Directors reviews and agrees policies for managing each of these risks, which are summarised below.

Consolidated Notes

on accounts for the year ended March 31, 2024 | CIN: L18101MH1992PLC065136

(₹ in lakhs except as otherwise stated)

a) Market Risk:

Market risk is the risk that the fair value of future cash flows of a financial instrument will fluctuate because of changes in market prices. Market risk comprises two types of risk: (i) interest rate risk and (ii) currency risk. Market risk is attributable to all market risk sensitive financial instruments including investments and deposits, foreign currency receivables, payables and borrowings. The sensitivity analysis in the following sections relate to the position as at March 31, 2024 and March 31, 2023.

The analysis excludes the impact of movements in market variables on: the carrying values of gratuity and other post-retirement obligations; provisions.

The sensitivity of the relevant profit or loss item is the effect of the assumed changes in respective market risks. This is based on the financial assets and financial liabilities held at March 31, 2024 and March 31, 2023.

i) Interest rate risk:

Interest rate risk is the risk that the fair value or future cash flows of a financial instrument will fluctuate because of changes in market interest rates. The Group's exposure to the risk of changes in market interest rates relates primarily to the Group's short term debt obligations with floating interest rates. The Group has sufficient amount of liquid investments to mitigate the interest risk on its short term debt obligations.

Interest rate sensitivity:

The following table demonstrates the sensitivity to a reasonably possible change in interest rates on that portion of loans and borrowings taken at floating rates. With all other variables held constant, the Group's profit / (loss) before tax is affected through the impact on floating rate borrowings, as follows:

Basis Points	As at March 31, 2024		As at March 31, 2023	
	5% increase	5% decrease	5% increase	5% decrease
Effect on profit before tax (Amount)	(12.66)	12.66	(20.95)	20.95

ii) Foreign currency risk:

Foreign currency risk is the risk that the fair value or future cash flows of an exposure will fluctuate because of changes in foreign exchange rates. The Group transacts business in local currency and in foreign currency, primarily in USD. The Group's trade receivables in foreign currency as at March 31, 2024 is ₹ Nil (P.Y. ₹ 27.14 lakhs).

Foreign currency sensitivity:

The following table demonstrates the sensitivity to a reasonably possible change in rate of USD, with all other variables held constant. The impact on the Group's profit before tax is due to changes in the fair value of monetary assets and liabilities. The Group's exposure to foreign currency changes for all other currencies is not material.

Basis Points	As at March 31, 2024		As at March 31, 2023	
	5% increase	5% decrease	5% increase	5% decrease
Effect on profit before tax (Amount)	-	-	0.54	(0.54)

b) Credit risk:

Credit risk is the risk that counterparty will not meet its obligations under a financial instrument or customer contract, leading to a financial loss. The Group is exposed to credit risk from its operating activities (primarily trade receivables). Also refer note 2.50(b) for details regarding customer concentration.

Consolidated Notes

on accounts for the year ended March 31, 2024 | CIN: L18101MH1992PLC065136

(₹ in lakhs except as otherwise stated)

The Group considers the probability of default upon initial recognition of asset and whether there has been a significant increase in credit risk on an ongoing basis throughout each reporting period. To assess whether there is a significant increase in credit risk the Group compares the risk of default occurring on asset as at the reporting date with the risk of default as at the date of initial recognition. It considers reasonable and supportive forwarding-looking information such as:

- Actual or expected significant adverse changes in business,
- Actual or expected significant changes in the operating results of the counterparty,
- Financial or economic conditions that are expected to cause a significant change to the counterparty's ability to meet its obligations,
- Significant increase in credit risk on other financial instruments of the same counterparty,
- Significant changes in the value of the collateral supporting the obligation or in the quality of the third-party guarantees or credit enhancements.

Financial assets are written off when there are no reasonable expectations of recovery, such as a debtor failing to engage in a repayment plan with the Group.

Assets in the nature of Investment, security deposits, loans and advances are measured using 12 months expected credit losses (ECL). Balances with Banks is subject to low credit risk due to good credit rating assigned to these banks. Trade receivables are measured using lifetime expected credit losses.

For trade receivables, as a practical expedient, the Group computes credit loss allowance based on a provision matrix. The provision matrix is prepared based on historically observed default rates over the expected life of trade receivables and is adjusted for forward-looking estimates. The provision matrix at the end of the reporting period is given below.

Financial Assets for which loss allowances is measured using the Expected Credit Losses (ECL):

The Ageing analysis of Account receivables has been considered from the date the invoice falls due:

Ageing	Expected Credit Loss rate	As at March 31, 2024 [#]	Lifetime expected credit loss
0-180 days	1.50%	16,989.52	276.72
181 days to 365 days	15.00%	431.22	64.68
beyond 365 days	100.00%	1,518.60	1,518.60
Total			1,860.00

[#]Estimated carrying amount at default (Outstanding less security received)

Ageing	Expected Credit Loss rate	As at March 31, 2023 [#]	Lifetime expected credit loss
0-180 days	1.50%	14,589.24	265.22
181 days to 365 days	15.00%	351.39	52.71
beyond 365 days	100.00%	2,082.07	2,082.07
Total			2,400.00

[#]Estimated carrying amount at default (Outstanding less security received)

Consolidated Notes

on accounts for the year ended March 31, 2024 | CIN: L18101MH1992PLC065136

(₹ in lakhs except as otherwise stated)

Trade receivables ageing schedule for the year ended as on March 31, 2024 and March 31, 2023:

As at March 31, 2024	Not Due (Amount)	Less than 6 months (Amount)	6 months to 1 years (Amount)	1 to 2 years (Amount)	2 to 3 years (Amount)	More than 3 Years (Amount)	Total (Amount)
Undisputed Trade receivables – considered good	13,948.87	4,505.84	3,249.66	142.44	88.01	99.53	22,034.36
Undisputed Trade Receivables – which have significant increase in credit risk	-	-	-	-	-	104.03	104.03
Undisputed Trade Receivables – credit impaired	-	-	-	-	-	-	-
Disputed Trade Receivables considered good	-	-	-	-	-	-	-
Disputed Trade Receivables – which have significant increase in credit risk	-	-	-	-	-	-	-
Disputed Trade Receivables – credit impaired	-	-	-	-	-	-	-
Total	13,948.87	4,505.84	3,249.66	142.44	88.01	203.56	22,138.39
Less : Allowance for bad and doubtful debts and expected credit loss	(209.23)	(67.59)	(1,149.17)	(142.44)	(88.01)	(203.56)	(1,860.00)
Net Total	13,739.64	4,438.25	2,100.50	-	-	-	20,278.39

As at March 31, 2023	Not Due (Amount)	Less than 6 months (Amount)	6 months to 1 years (Amount)	1 to 2 years (Amount)	2 to 3 years (Amount)	More than 3 Years (Amount)	Total (Amount)
Undisputed Trade receivables – considered good	14,246.85	3,159.78	1,462.31	215.03	11.68	192.43	19,288.08
Undisputed Trade Receivables – which have significant increase in credit risk	-	-	-	-	-	104.03	104.03
Undisputed Trade Receivables – credit impaired	-	-	-	-	-	-	-
Disputed Trade Receivables considered good	-	-	-	-	-	-	-
Disputed Trade Receivables – which have significant increase in credit risk	-	-	-	-	-	-	-
Disputed Trade Receivables – credit impaired	-	-	-	-	-	-	-
Total	14,246.85	3,159.78	1,462.31	215.03	11.68	296.46	19,392.11
Less : Allowance for bad and doubtful debts and expected credit loss	(213.70)	(499.50)	(1,163.63)	(215.03)	(11.68)	(296.46)	(2,400.00)
Net Total	14,033.15	2,660.28	298.68	-	-	-	16,992.11

Consolidated Notes

on accounts for the year ended March 31, 2024 | CIN: L18101MH1992PLC065136

(₹ in lakhs except as otherwise stated)

The following table summarizes the changes in loss allowances measured using lifetime expected credit loss model and provision is made after considering credit notes/recoveries anticipated:

Movement in ECL in Trade Receivables:

Provisions	As at March 31, 2024	As at March 31, 2023
Opening Provision	2,400.00	2,050.00
Add:- Additional allowance made	711.97	559.57
Less:- Allowance utilised against bad debts	(1,251.97)	(209.57)
Closing provisions	1,860.00	2,400.00

No Significant changes in estimation techniques or assumptions were made during the year.

Movement in ECL in Other Assets:

Provisions	As at March 31, 2024	As at March 31, 2023
Opening Provision	-	-
Add:- Additional allowance made	5.22	-
Less:- Allowance utilised against bad debts	-	-
Closing provisions	5.22	-

c) Liquidity risk:

The Group's principal source of liquidity are cash and cash equivalents and the cash flow that is generated from operations. The Company believes that the working capital is sufficient to meet its current requirements.

As on March 31, 2024, the Group had working capital of ₹ 54,117.71 lakhs (P.Y. ₹ 40,082.42 lakhs) including cash and bank balance of ₹ 21,915.59 lakhs (P.Y. ₹ 17,051.04 lakhs) and current investments of ₹ 15,585.29 lakhs (P.Y. ₹ 12,692.95 lakhs).

i) Maturity patterns of the Financial Liabilities of the Group at the reporting date based on contractual undiscounted payment:

As at March 31, 2024	Less than 1 year (Amount)	1 to 5 years (Amount)	More than 5 Years (Amount)	Total (Amount)
Borrowings	247.81	-	-	247.81
Trade payables	4,328.37	33.16	0	4,361.53
Lease Liability	422.77	1,191.55	485.02	2,099.34
Other financial liabilities	1,921.69	-	-	1,921.69
Total	6,953.80	1,224.71	485.02	8,630.37

As at March 31, 2023	Less than 1 year (Amount)	1 to 5 years (Amount)	More than 5 Years (Amount)	Total (Amount)
Borrowings	5,082.13	-	-	5,082.13
Trade payables	4,809.87	-	-	4,809.87
Lease Liability	340.87	1,065.61	594.88	2,001.36
Other financial liabilities	1,890.88	-	-	1,890.88
Total	12,123.75	1,065.61	594.88	13,784.24

Consolidated Notes

on accounts for the year ended March 31, 2024 | CIN: L18101MH1992PLC065136

(₹ in lakhs except as otherwise stated)

ii) Trade Payables ageing schedule for the year ended as on March 31, 2024 and March 31, 2023:

As at March 31, 2024	Outstanding for following periods from due date of payment				Total
	< 1 year	1-2 years	2-3 years	> 3 years	
MSME	43.14	-	-	-	43.14
Others	4,285.23	33.16	-	-	4,318.39
Disputed Dues – MSME	-	-	-	-	-
Disputed Dues – Others	-	-	-	-	-

As at March 31, 2023	Outstanding for following periods from due date of payment				Total
	< 1 year	1-2 years	2-3 years	> 3 years	
MSME	32.73	-	-	-	32.73
Others	4,777.14	-	-	-	4,777.14
Disputed Dues – MSME	-	-	-	-	-
Disputed Dues – Others	-	-	-	-	-

iii) The table below summarises the maturity profile of the group's financial assets based on contractual undiscounted receipt:

As at March 31, 2024	< 1 year	1 - 5 years	> 5 years	Total
Investments Current and Non-Current	15,585.29	1,801.74	-	17,387.03
Loans	6.17	8.54	-	14.71
Trade receivables (current)	20,278.39	-	-	20,278.39
Cash and Cash equivalent	21,654.40	-	-	21,654.40
Other Bank balances	261.19	-	-	261.19
Other financial assets	272.92	1,185.36	-	1,458.28

As at March 31, 2023	< 1 year	1 - 5 years	> 5 years	Total
Investments Current and Non-Current	12,692.95	2,247.54	-	14,940.49
Loans	5.35	8.28	-	13.63
Trade receivables (current)	16,992.11	-	-	16,992.11
Cash and Cash equivalent	17,040.98	-	-	17,040.98
Other Bank balances	10.06	-	-	10.06
Other financial assets	129.52	2,013.13	-	2,142.65

The Group is not exposed to significant liquidity risk based on past performance and current expectations. The Group believes that the cash and cash equivalents, cash generated from operations and available un-drawn credit facilities, will satisfy its working capital needs, capital expenditure, investment requirements, commitments and other liquidity requirements associated with its existing operations, through at least the next twelve months.

Note: Investments in Joint venture are valued at cost less impairment loss (if any) in accordance with Ind AS 27 'Separate Financial Statements', consequently the same is not disclosed in maturity profile tabulated above.

Consolidated Notes

on accounts for the year ended March 31, 2024 | CIN: L18101MH1992PLC065136

(₹ in lakhs except as otherwise stated)

The note below sets out details of the undrawn facilities that will be available for future operating facilities and to settle capital commitments of the Group.

Particulars	As at March 31, 2024	As at March 31, 2023
i) Secured cash credit facility		
- Amount used	-	1,582.13
- Amount unused	6,000.00	5,417.87
Total	6,000.00	7,000.00
ii) Unsecured other facility		
- Amount used	247.81	3,500.00
- Amount unused	8,252.19	4,000.00
Total	8,500.00	7,500.00
iii) Total facilities		
- Amount used	247.81	5,082.13
- Amount unused	14,252.19	9,417.87
Total	14,500.00	14,500.00

2.48 Capital Management:

a) Risk Management:

For the purposes of the Group's capital management, capital includes issued capital, share premium and all other equity reserves attributable to the equity holders. The Group aims to manage its capital efficiently so as to safeguard its ability to continue as a going concern and to optimize returns to our shareholders.

The capital structure of the Group is based on management's judgement of the appropriate balance of key elements in order to meet its strategic and day-to-day needs. We consider the amount of capital in proportion to risk and manage the capital structure in light of changes in economic conditions and the risk characteristics of the underlying assets. In order to maintain or adjust the capital structure, the Group may adjust the amount of dividends paid to shareholders, return capital to shareholders or issue new shares.

The Group's policy is to maintain a stable and strong capital structure with a focus on total equity so as to maintain investor, creditors and market confidence and to sustain future development and growth of its business. The Group will take appropriate steps in order to maintain, or if necessary adjust, its capital structure.

The Group monitors capital using Net debt-equity ratio, which is Net debt (i.e. total debt less cash & cash equivalents and current investments) divided by total equity:

Particulars	As at March 31, 2024	As at March 31, 2023
Net Debt	-	-
Total Equity	67,573.77	54,700.61
Net Debt to Equity Ratio (%)	0%	0%

Consolidated Notes

on accounts for the year ended March 31, 2024 | CIN: L18101MH1992PLC065136

(₹ in lakhs except as otherwise stated)

b) Distributions made and proposed (Parent Company):

Equity Shares	For the year ended March 31, 2024	For the year ended March 31, 2023
Cash dividends on equity shares declared and paid:		
Final dividend ₹ Nil (P.Y. ₹ Nil) per equity share	-	-
First Interim Dividend declared and paid for the C.Y. ₹ 2.00 (P.Y. ₹ 3.00) and paid for P.Y. ₹ 2.00 (P.Y. ₹ 5.00) per equity share	2,465.00	4,930.02
Second Interim Dividend for the year C.Y. ₹ Nil (P.Y. ₹ 2.00 per equity share, has been declared by the board of director subsequent to the date of balance sheet in their meeting dated April 27, 2023 and the same was paid in accordance with the requirement of Companies Act 2013)	-	1,232.50
Proposed dividends on Equity shares:	-	-

2.49 Interest in Other Entities:

a) Subsidiary:

Subsidiary	Country of Incorporation	Activities	Proportion of Ownership interest	
			As at March 31, 2024	As at March 31, 2023
K-Lounge Lifestyle Limited	India	Refer Note 2.62 (a)	100%	100%

Also refer note 2.62(b)

b) Joint Venture:

i) List of the company (Jointly Venture Company) included in the consolidation is mentioned below:

Joint Venture	Country of Incorporation	Activities	Proportion of Ownership interest	
			As at March 31, 2024	As at March 31, 2023
White Knitwear Private Limited	India	Refer Note 2.49(b) (vii)	33.33%	33.33%

ii) Summarized Financial Information:

Particulars	As at March 31, 2024	As at March 31, 2023
(A) Non-Current Assets	14.20	14.20
(B) Current Assets		
i) Cash and Cash Equivalent	2.65	6.01
ii) Others	556.78	573.83
Total Current Assets	559.43	579.84
(C) Total Assets (C = A + B)	573.63	594.04
(D) Non-Current Liabilities		
i) Financial Liabilities	625.00	625.00
ii) Non-Financial Liabilities	918.90	862.65
Total Non-Current Liabilities	1,543.90	1,487.65
(E) Current Liabilities		
i) Financial Liabilities	-	-
ii) Non-Financial Liabilities	2.10	3.15
Total Current Liabilities	2.10	3.15
(F) Total Liabilities (F = D + E)	1,546.00	1490.80
Net Assets (C - F)	(972.37)	(896.76)
Group Share in %	33.33%	33.33%
Group Share in ₹	(324.09)	(298.89)

Consolidated Notes

on accounts for the year ended March 31, 2024 | CIN: L18101MH1992PLC065136

(₹ in lakhs except as otherwise stated)

iii) Summarized Performance:

Particulars	For the year ended March 31, 2024	For the year ended March 31, 2023
Revenue from operations	0.49	0.95
Profit and (Loss) before Tax for the year	(76.46)	(97.06)
Tax Expense	(0.85)	1.50
Profit and (Loss) after Tax for the year	(75.60)	(98.56)
Group Share in the Statement of Profit and (Loss)	(25.20)	(32.85)
Other Comprehensive Income/(Loss) for the year	-	-
Group Share in Other Comprehensive Income for the year	-	-
Total Comprehensive Income/(Loss) for the year (Comprising Profit and Other comprehensive Income/(Loss) for the year)	(75.60)	(98.56)
Group Share in Total Comprehensive Income/(Loss) for the year (Comprising Profit/(Loss) and Other comprehensive Income/(Loss) for the year)	(25.20)	(32.85)
Depreciation and Amortization	-	-
Interest Income	-	-
Interest Expense	-	-

For contingency and commitment of Joint Venture, refer note no. 2.43(d).

iv) Reconciliation of Net Assets considered for consolidated financial statement to net asset as per Joint Venture financial statements:

Particulars	As at March 31, 2024	As at March 31, 2023
Net Assets as per Entity's Financial Statements	(324.09)	(298.89)
Add/(Less): Consolidation Adjustments		
(i) Fair Value of Investment	-	-
(ii) Dividend distributed	-	-
(iii) Others	618.77	600.02
Net Assets as per Consolidated Financial Statements	294.68	301.13
Carrying Amount	294.68	301.13

v) Reconciliation of Profit and Loss/OCI considered for consolidated financial statement to net asset as per Joint Venture financial statements:

Particulars	For the year ended March 31, 2024	For the year ended March 31, 2023
Profit/(Loss) as per Entity's Financial Statements	(25.20)	(32.85)
Add/(Less): Consolidation Adjustments		
(i) Dividend distributed	-	-
(ii) Others	18.75	18.75
Profit/(Loss) as per Consolidated Financial Statements	(6.45)	(14.10)
OCI as per Entity's Financial Statements	-	-
Add/(Less): Consolidation Adjustments		
(i) Fair Valuation	-	-
(ii) Others	-	-
OCI as per Consolidated Financial Statements	-	-

Consolidated Notes

on accounts for the year ended March 31, 2024 | CIN: L18101MH1992PLC065136

(₹ in lakhs except as otherwise stated)

vi) Movement of Investment in Joint Ventures using Equity Method:

Particulars	As at	As at
	March 31, 2024	March 31, 2023
Interest as at 1st April	301.13	315.23
Add: Share of Profit/(Loss) for the Year	(6.45)	(14.10)
Add: Share of OCI for the Year	-	-
Interest as at 31st March	294.68	301.13

vii) Other Information:

The Parent Company had invested in aggregate ₹ 345.50 lakhs in Joint Venture "White Knitwear Private Limited" (WKPL). The WKPL had acquired land in Surat Special Economic Zone (SEZ) and constructed factory building for setting up of manufacturing unit for production of Knitwear Apparels for exports. However due to slowdown in International market, SEZ could not take off and most of the members of SEZ shelved their projects and approached to Gujarat Industrial Development Corporation (GIDC) and State and Central government for de-notification of SEZ.

Gujarat Industrial Development Corporation vide its circular No. GIDC/CIR/Distribution/Policy/13/05 dated 14.03.2013 has de-notified the SEZ and conceded the members to convert and use the erstwhile land in SEZ as Domestic Tariff Area (DTA) subject to fulfilment of conditions stated therein. WKPL vide its letter dated 04.04.13 has consented for de-notification of its plot of land and undertaken to complete the formal procedure for the same. The denotification of the SEZ was approved by the Gujarat State Government vide notification IC/INFRA/NOC/1684824 dated 17th December, 2020. The denotification of the SEZ was approved by the Union Government vide notification dated 30th September, 2021. The said notifications of the State Government and Union Government however excluded plot owned by WKPL from the list of plots approved for de-notification. WKPL is taking steps to get the plot owned by it de-notified.

Post de-notification joint venture partners shall dispose of the Company/land and building and realize the proceeds to return it to joint venture partners.

No provision for impairment in the value of investment is considered necessary for the year ended March 2024 based on valuation of the underlying property in joint venture.

2.50 Segment Reporting:

- a) The Parent Company is engaged in the business of manufacturing and marketing of apparels & trading of lifestyle accessories/products. The Parent Company is also generating power from Wind Turbine Generator. The power generated from the same is predominantly used for captive consumption. However, the operation of Wind Turbine Segment is within the threshold limit stipulated under IND AS 108 "Operating Segments" and hence it does not require disclosure as a separate reportable segment. As defined in Ind AS 108 'Operating Segments', the Chief Operating Decision Maker evaluates the Company's performance related to Apparels business and allocates resources based on an analysis of various performance indicators. Accordingly, Sale of Apparels is considered as only business segment.
- b) The customer base of the group is diverse with different distribution channels and store formats except in case of one customer where the concentration is greater than other parties.

2.51 Relation with Struck off Companies:

As at March 31, 2024:

Name of struck off Company	Nature of transactions with struck-off Company	Balance outstanding	Relationship with the Struck off company, if any, to be disclosed
Canny Securities Pvt Ltd	Shares held by struck off company	125 Shares	Shareholder
Vaishak Shares Limited	Shares held by struck off company	5 Shares	Shareholder

As at March 31, 2023:

Name of struck off Company	Nature of transactions with struck-off Company	Balance outstanding	Relationship with the Struck off company, if any, to be disclosed
Canny Securities Pvt Ltd	Shares held by struck off company	125 Shares	Shareholder
Vaishak Shares Limited	Shares held by struck off company	5 Shares	Shareholder
NVU Retail International Pvt. Ltd.	Trade Receivables	₹ Nil	-

Consolidated Notes

on accounts for the year ended March 31, 2024 | CIN: L18101MH1992PLC065136

(₹ in lakhs except as otherwise stated)

2.52 Share held by Promoters:

As at March 31, 2024:

Sr. No	Promoter name	As at March 31, 2024		As at March 31, 2023		% Change during the year
		No. of Shares	% of total shares	No. of Shares	% of total shares	
1	Shantaben P. Jain j/w Kewalchand P. Jain j/w Hemant P. Jain (equity shares held in their capacity as trustees/beneficiaries of P.K.Jain Family Holding Trust)	3,07,65,000	49.92	30,765,000	49.92	Nil
2	Mr. Dinesh P Jain (includes 5,12,905 (P.Y. 5,12,905) shares jointly held with Mrs. Sangeeta D. Jain)	36,49,155	5.92	3,649,155	5.92	Nil
3	Mr. Vikas P Jain (includes 4,72,855 (P.Y. 4,72,855) shares jointly held with Mrs. Kesar V. Jain)	36,09,105	5.86	3,609,105	5.86	Nil
4	Mr. Hemant P Jain (includes 4,03,325 (P.Y. 4,03,325) shares jointly held with Mrs. Lata H. Jain)	34,59,575	5.61	3,459,575	5.61	Nil
5	Mr. Kewalchand P Jain (includes 3,96,805 (P.Y. 3,96,805) shares jointly held with Mrs. Veena K. Jain)	34,53,055	5.60	3,453,055	5.60	Nil
6	Kewalchand P Jain H.U.F	80,000	0.13	80,000	0.13	Nil
7	Hemant P Jain H.U.F	80,000	0.13	80,000	0.13	Nil
8	Dinesh P Jain H.U.F	80,000	0.13	80,000	0.13	Nil
9	Vikas P Jain H.U.F	80,000	0.13	80,000	0.13	Nil
10	Mrs. Veena K. Jain	80,000	0.13	80,000	0.13	Nil
11	Mrs. Lata H. Jain	80,000	0.13	80,000	0.13	Nil
12	Mrs. Sangeeta D. Jain	80,000	0.13	80,000	0.13	Nil
13	Mrs. Kesar V. Jain	80,000	0.13	80,000	0.13	Nil
14	Pankaj K. Jain	80,000	0.13	80,000	0.13	Nil
15	Hitendra H. Jain	80,000	0.13	80,000	0.13	Nil
16	Kewal Kiran Finance Pvt Ltd	24,475	0.04	24,475	0.04	Nil
	Total	4,57,60,365	74.26	45,760,365	74.26	

As at March 31, 2023:

Sr. No	Promoter name	As at March 31, 2023		As at March 31, 2022		% Change during the year
		No. of Shares	% of total shares	No. of Shares	% of total shares	
1	Shantaben P. Jain j/w Kewalchand P. Jain j/w Hemant P. Jain (equity shares held in their capacity as trustees/beneficiaries of P.K.Jain Family Holding Trust)	30,765,000	49.92	30,765,000	49.92	Nil
2	Mr. Dinesh P Jain (includes 5,12,905 (P.Y. 5,12,905) shares jointly held with Mrs. Sangeeta D. Jain)	3,649,155	5.92	3,649,155	5.92	Nil
3	Mr. Vikas P Jain (includes 4,72,855 (P.Y. 4,72,855) shares jointly held with Mrs. Kesar V. Jain)	3,609,105	5.86	3,609,105	5.86	Nil

Consolidated Notes

on accounts for the year ended March 31, 2024 | CIN: L18101MH1992PLC065136

(₹ in lakhs except as otherwise stated)

Sr. No	Promoter name	As at March 31, 2023		As at March 31, 2022		% Change during the year
		No. of Shares	% of total shares	No. of Shares	% of total shares	
4	Mr. Hemant P Jain (includes 4,03,325 (P.Y. 4,03,325) shares jointly held with Mrs. Lata H. Jain)	3,459,575	5.61	3,459,575	5.61	Nil
5	Mr. Kewalchand P Jain (includes 3,96,805 (P.Y. 3,96,805) shares jointly held with Mrs. Veena K. Jain)	3,453,055	5.60	3,453,055	5.60	Nil
6	Kewalchand P Jain H.U.F	80,000	0.13	80,000	0.13	Nil
7	Hemant P Jain H.U.F	80,000	0.13	80,000	0.13	Nil
8	Dinesh P Jain H.U.F	80,000	0.13	80,000	0.13	Nil
9	Vikas P Jain H.U.F	80,000	0.13	80,000	0.13	Nil
10	Mrs. Veena K. Jain	80,000	0.13	80,000	0.13	Nil
11	Mrs. Lata H. Jain	80,000	0.13	80,000	0.13	Nil
12	Mrs. Sangeeta D. Jain	80,000	0.13	80,000	0.13	Nil
13	Mrs. Kesar V. Jain	80,000	0.13	80,000	0.13	Nil
14	Pankaj K. Jain	80,000	0.13	80,000	0.13	Nil
15	Hitendra H. Jain	80,000	0.13	80,000	0.13	Nil
16	Kewal Kiran Finance Pvt Ltd	24,475	0.04	21,475	0.03	13.97
Total		45,760,365	74.26	45,757,365	74.24	

*The Parent Company has issued and allotted fully paid bonus shares at 4:1 ratio (i.e. 4 bonus equity shares for every 1 existing share of the Parent Company) to the shareholders who held shares on December 17, 2021 (record date). Accordingly, the number of shares increased.

2.53 Earning Per Share:

Particulars	2023-24	2022-23
Net Profit available for Equity Shareholders as per statement of profit and loss	15,407.57	11,902.09
Weighted average number of equity shares for basic and diluted EPS (in Numbers)	6,16,25,185	6,16,25,185
Basic and Diluted Earning per share	25.00	19.31
Face Value Per Equity Share	₹ 10 each	₹ 10 each

2.54 Compliance with approved scheme(s) of arrangements:

The Group has not entered into any scheme of arrangement which has an accounting impact on current or previous financial year.

2.55 Utilisation of Borrowed funds and Share premium:

- a) During the year, the Group has not advanced or loaned or invested funds (either borrowed funds or share premium or any other sources or kind of funds) to any other person(s) or entity(ies), including foreign entities (Intermediaries) with the understanding (whether recorded in writing or otherwise) that the Intermediary shall: (i) directly or indirectly lend or invest in other persons or entities identified in any manner whatsoever by or on behalf of the Parent Company (Ultimate Beneficiaries); or (ii) provide any guarantee, security or the like to or on behalf of the Ultimate Beneficiaries.
- b) During the year, the Group has not received any fund from any person(s) or entity(ies), including foreign entities (Funding Party) with the understanding (whether recorded in writing or otherwise) that the Group shall: (i) directly or indirectly issued or invest in other persons or entities identified in any manner whatsoever by or on behalf of the Funding Party (Ultimate Beneficiaries); or (ii) provide any guarantee, security or the like to or on behalf of the Ultimate Beneficiaries.

2.56 Details of crypto currency or virtual currency:

The Group has not traded or invested in crypto currency or virtual currency during the current or previous year.

- 2.57 Additional information as required by para 5 of General Instructions for preparation of Statement of Profit and Loss (other than already disclosed above) are either Nil or Not Applicable.

Consolidated Notes

on accounts for the year ended March 31, 2024 | CIN: L18101MH1992PLC065136

(₹ in lakhs except as otherwise stated)

2.58 Disclosures for 'Statement of Cash Flows' as per Ind AS 7:

a) Reconciliation of liabilities from financing activities for the year ended March 31, 2024:

Particulars	As at March 31, 2024	Cash flows (net)	Impact of Ind AS 116	As at March 31, 2023
Short term borrowings	-	(3,500.00)	-	3,500.00
Lease Liability (impact of IND AS 116)	1,722.63	(390.17)	596.64	1,516.16
Total	1,722.63	(3,890.17)	596.64	5,016.16

b) Reconciliation of liabilities from financing activities for the year ended March 31, 2023:

Particulars	As at March 31, 2023	Cash flows (net)	Impact of Ind AS 116	As at March 31, 2022
Short term borrowings	3,500.00	500.00	-	3,000.00
Lease Liability (impact of IND AS 116)	1,516.16	(271.34)	1,259.67	527.83
Total	5,016.16	228.66	1,259.67	3,527.83

c) The Company has accounted for lease liabilities and fair value changes in accordance with Ind AS 116 implemented during the previous year. Detail break-up of above non-cash element is given below:

Particulars	For the year ended March 31, 2024	For the year ended March 31, 2023
Finance cost on lease liabilities	-	-
Addition during the year	596.64	1,259.67
Total	596.64	1,259.67

2.59 Contracts with Customer (Ind AS 115):

a) Right to return assets and refund liabilities:

Particulars	As at March 31, 2024	As at March 31, 2023
Right to return assets	1,436.32	1,775.50
Refund liabilities	2,805.37	3,342.60

b) Contract balances:

Particulars	As at March 31, 2024	As at March 31, 2023
Contract assets:		
Trade Receivables	20,278.39	16,992.11
Contract Liabilities:		
Advances from customers	428.61	358.51

c) Reconciliation of revenue as recognised in the Statement of Profit and Loss with the contracted price:

Particulars	For the year ended March 31, 2024	For the year ended March 31, 2023
Revenue as per contracted price	1,00,831.66	99,649.98
Less:		
Sales return	6,484.46	10,049.32
Discount	8,297.34	11,655.32
Loyalty points	-	-
Revenue as per the Statement of Profit and Loss	86,049.86	77,945.34

Consolidated Notes

on accounts for the year ended March 31, 2024 | CIN: L18101MH1992PLC065136

(₹ in lakhs except as otherwise stated)

d) Disclosure of disaggregated revenue recognised in the Statement of Profit and Loss:

Particulars	For the year ended	For the year ended
	March 31, 2024	March 31, 2023
Sales of Apparel and Lifestyle Accessories/Products	85,516.71	77,424.04
Sale of Power	-	-
Other Operating Income (Refer note 2.28)	533.15	521.30
Total	86,049.86	77,945.34

e) Disclosure of disaggregated revenue recognised in the Statement of Profit and Loss based on geographical region:

Particulars	For the year ended	For the year ended
	March 31, 2024	March 31, 2023
Revenue from customers outside India	1,801.03	2,345.31
Revenue from customers within India	84,248.83	75,600.03
Revenue as per the Statement of Profit and Loss	86,049.86	77,945.34

- f) The amounts receivable from customers become due after expiry of credit period which on an average ranges around from 30 to 60 days. There is no significant financing component in any transaction with the customers.
- g) The Company does not have any remaining performance obligation as contracts entered for sale of goods are for a shorter duration and sale of service contracts are measured as per output method.
- h) The Company has recognized revenue of ₹ 358.51 lakhs (P.Y. ₹ 654.01 lakhs) from the amounts included under advance received from customers at the beginning of the year.
- i) Refer note 2.50(b) for details regarding customer concentration.

2.60 Additional Information as required by para 2 of General Instructions for preparation of Consolidated Financial Statements as per Schedule III of the Companies Act 2013:

As at and for the year ended 31st March 2024:

Name of the Enterprise	Net Assets i.e. total assets minus total liabilities		Share in profit or loss (A)		Share in Other Comprehensive Income (B)		Share in Total Comprehensive Income (A + B)	
	%	Amount	%	Amount	%	Amount	%	Amount
Parent								
Kewal Kiran Clothing Limited	100.13	67,659.72	100.29	15,452.24	100.00	(69.40)	100.29	15,382.84
Subsidiary								
K-Lounge Lifestyle Limited	1.13	764.87	(0.25)	(38.22)	-	-	(0.25)	(38.22)
Joint Venture (Investment as per the equity method)								
White Knitwear Private Limited	(0.48)	(324.09)	(0.16)	(25.20)	-	-	(0.16)	(25.20)
Inter-company Elimination & Consolidation Adjustments	(0.78)	(526.73)	0.12	18.75	-	-	0.12	18.75
Total	100.00	67,573.77	100.00	15,407.57	100.00	(69.40)	100.00	15,338.17

As at and for the year ended 31st March 2023:

Name of the Enterprise	Net Assets i.e. total assets minus total liabilities		Share in profit or loss (A)		Share in Other Comprehensive Income (B)		Share in Total Comprehensive Income (A + B)	
	%	Amount	%	Amount	%	Amount	%	Amount
Parent								
Kewal Kiran Clothing Limited	100.08	54,741.88	100.22	11,928.10	100.00	(75.61)	100.22	11,852.49

Consolidated Notes

on accounts for the year ended March 31, 2024 | CIN: L18101MH1992PLC065136

(₹ in lakhs except as otherwise stated)

Name of the Enterprise	Net Assets i.e. total assets minus total liabilities		Share in profit or loss (A)		Share in Other Comprehensive Income (B)		Share in Total Comprehensive Income (A + B)	
	%	Amount	%	Amount	%	Amount	%	Amount
Subsidiary								
K-Lounge Lifestyle Limited	0.92	503.10	(0.10)	(11.91)	-	-	(0.10)	(11.91)
Joint Venture (Investment as per the equity method)								
White Knitwear Private Limited	(0.55)	(298.89)	(0.28)	(32.85)	-	-	(0.28)	(32.85)
Inter-company Elimination & Consolidation Adjustments	(0.45)	(245.48)	0.16	18.75	-	-	0.16	18.75
Total	100.00	54,700.61	100.00	11,902.09	100.00	(75.61)	100.00	11,826.48

2.61 The new Code on Social Security, 2020 has been enacted, which could impact the contributions by the Group towards Provident Fund, Gratuity and bonus. The effective date from which the changes are applicable is yet to be notified and the rules are yet to be framed. The Group will complete its evaluation and will give appropriate impact in the financial statements in the period in which the Code becomes effective and the related rules are published.

2.62 a) The Parent Company has incorporated wholly owned subsidiary company K-Lounge Lifestyle Limited on February 25, 2021. The Authorised Share Capital of the said subsidiary company is ₹ 1,000.00 lakhs and paid-up Share Capital the said subsidiary company is ₹ 500.00 lakhs. The Parent Company has subscribed entire paid-up Share Capital of ₹ 500.00 lakhs on April 19, 2021.

Further, during the year, the Parent Company subscribed to the entire rights issue of its subsidiary for ₹ 300 lakhs, bringing the total paid-up capital of the subsidiary to ₹ 800.00 lakhs.

The subsidiary company is yet to commence the business operation as on the date.

b) The Parent Company has incorporated wholly owned subsidiary company Kewal Kiran Lifestyle Limited on March 11, 2024. The Authorised Share Capital of the said subsidiary company is ₹ 1,000.00 lakhs and paid-up Share Capital the said subsidiary company is ₹ 1.00 lakhs. The Parent Company has subscribed entire paid-up Share Capital of ₹ 1.00 lakhs on April 3, 2024.

The subsidiary company is yet to commence the business operation as on the date.

c) Subsequent to the year-end, the Parent Company has agreed to invest in a 50% stake in Kraus Casuals Private Limited (Kraus) on a fully diluted basis for a total consideration of ₹ 16,651 lakhs. Upon completion of the acquisition of shares, Kraus will become a subsidiary of the Parent Company.

As per our audit report of even date

For and on behalf of

Jain & Trivedi
Chartered Accountants
Registration No.: 113496W

N.A. Shah Associates LLP
Chartered Accountants
Registration No.: 116560W / W100149

For and on behalf of the Board of Directors
of Kewal Kiran Clothing Ltd

Satish Trivedi
Partner
Membership No.: 38317

Prashant Daftary
Partner
Membership No.: 117080

Kewalchand P Jain
Chairman & Managing Director
DIN No: 00029730

Hemant P Jain
Jt. Managing Director
DIN No: 00029822

Nimesh Anandpara
Dy. Chief Financial Officer

Bharat Adnani
Chief Financial Officer

Abhijit Warange
Company Secretary

Place: Mumbai
Date: 30th May 2024

Place: Mumbai
Date: 30th May 2024

Form AOC-1

(Pursuant to first proviso to sub-section (3) of section 129 read with rule 5 of Companies (Accounts) Rules, 2014)

(₹ in lakhs except as otherwise stated)

Statement containing salient features of the financial statement of subsidiaries/associate companies/joint ventures

Part "A": Subsidiaries

1 Name of the Subsidiary	K-Lounge Lifestyle Limited
2 Reporting period for the subsidiary concerned, if different from the holding company's reporting period.	April 2023 to March 2024
3 Reporting currency	₹
4 Exchange rate as on the last date of the relevant financial year in the case of foreign subsidiaries.	-
5 Share Capital	800.00
6 Reserves & surplus	(35.13)
7 Total Assets	766.27
8 Total Liabilities	766.27
9 Investments	-
10 Turnover	-
11 Profit/ (Loss) before Taxation	(39.00)
12 Provision for Taxation	0.77
13 Profit/ (Loss) after Taxation	(38.22)
14 Proposed Dividend	-
15 % of share holding	100

Notes:

- Name of Subsidiaries which are yet to commence operations : Kewal kiran lifestyle limited
- Names of Subsidiaries which have been liquidated or sold during the year: None
- The amounts given in the table above are from the annual accounts made for the respective financial year end for the company.
- Turnover figures do not include Other Income. Profit/(Loss) figures do not include Other Comprehensive Income.

(₹ in lakhs except as otherwise stated)

Part "B": Associates and Joint Ventures

Statement pursuant to Section 129 (3) of the Companies Act, 2013 related to Associate Companies and Joint Ventures

Name of Joint Venture	White Knitwears Private Limited (WKPL)
1 Latest audited Balance Sheet Date	31/03/2024
2 Shares of Joint Venture held by the company on the year end	
No.	3,30,000
Amount of Investment in Joint Venture	33.00
Extend of Holding%	33.33%
3 Description of how there is significant influence	Due to holding of 33.33% equity shares in WKPL
4 Reason why the Joint Venture is not consolidated	Not Applicable
5 Net worth attributable to shareholding as per latest audited Balance Sheet	(324.12)
6 Profit/ (Loss) for the year	
(i) Considered in Consolidation	(6.45)
(ii) Not Considered in Consolidation	(69.15)

- Names of associates or joint ventures which are yet to commence operations – Not Applicable
- Names of associates or joint ventures which have been liquidated or sold during the year – Not Applicable

As per our audit report of even date

For and on behalf of

Jain & Trivedi
Chartered Accountants
Registration No.: 113496W

N.A. Shah Associates LLP
Chartered Accountants
Registration No.: 116560W / W100149

For and on behalf of the Board of Directors of Kewal Kiran Clothing Ltd

Satish Trivedi
Partner
Membership No.: 38317

Prashant Daftary
Partner
Membership No.: 117080

Kewalchand P Jain
Chairman & Managing Director
DIN No: 00029730

Hemant P Jain
Jt. Managing Director
DIN No: 00029822

Nimesh Anandpara
Dy. Chief Financial Officer

Bharat Adnani
Chief Financial Officer

Abhijit Warange
Company Secretary

Place: Mumbai
Date: 30th May 2024

Place: Mumbai
Date: 30th May 2024

NOTES

Corporate Information

Board of Directors

Mr. Kewalchand P. Jain

Chairman & Managing Director

Mr. Hemant P. Jain

Joint Managing Director

Mr. Dinesh P. Jain

Whole-time Director

Mr. Vikas P. Jain

Whole-time Director

Dr. Prakash A. Mody (upto 31.03.2024)

Independent Director

Mr. Nimish G. Pandya (upto 31.03.2024)

Independent Director

Mr. Yogesh A. Thar (upto 31.03.2024)

Independent Director

Ms. Drushti R. Desai (upto 27.08.2024)

Independent Director

Mr. Paresh H. Clerk (w.e.f 20.01.2024)

Independent Director

Ms. Ushma S. Sule (w.e.f 20.01.2024)

Independent Director

Mr. Jayraj S. Sheth (w.e.f 20.01.2024)

Independent Director

Mr. Vivek K. Shiralkar (w.e.f 13.08.2024)

Independent Director

Chief Financial Officer

Mr. Bharat A Adnani

Deputy Chief Financial Officer

Mr. Nimesh N. Anandpara

Vice President - Legal & Company Secretary

Mr. Abhijit B. Warange

Statutory Auditors

Jain & Trivedi

N. A. Shah Associates LLP

Internal Auditors

Khimji Kunverji & Co. LLP

Secretarial Auditors

U. P. Jain & Co. Company Secretaries

Legal Advisors

Pandya Juris LLP

International Lawyers and Tax Consultants

Gajria and Co.,

Solicitors and Advocates

Bankers

HDFC Bank Limited

Registrar & Transfer Agents

Link Intime India Private Limited

C-101, 247 Park, LBS Marg,

Vikhroli (West), Mumbai – 400 083

Factories

Vapi

Plot No. 787/1/2A/3, 40, Shed,

IInd Phase, G.I.D.C, Vapi – 396 195

Daman

694/3 & 697/3/5/5A/8/9/12/13/16, Maharani Estate,

Somnath Road, Dabhel, Daman – 396 210

Mumbai

Synthofine Estate,

Opp. Virwani Industrial Estate

Goregaon (East), Mumbai – 400 063

71-73, Kasturchand Mill Estate

Bhawani Shankar Road,

Dadar (West), Mumbai – 400 028

Windmill

Land Survey No. 1119/P

Village Kuchhadi, Taluka Porbandar,

District Porbandar, Gujarat

Website

www.kewalkiran.com

Registered Office

Kewal Kiran Estate, 460/7, I.B. Patel Road,

Goregaon (East), Mumbai – 400 063



Registered office

460/7, Kewal Kiran Estate,
I.B. Patel Road, Goregaon (East),
Mumbai - 400063
www.kewalkiran.com