

May 20, 2019

To,

The Corporate Relationship Department,
BSE Limited,
P. J. Towers,
Dalal Street, Fort,
Mumbai – 400 001
Scrip Code – 522295

Listing Department,
National Stock Exchange of India Limited,
Exchange Plaza, C-1, Block G,
Bandra-Kurla Complex,
Bandra (E), Mumbai – 400 051
Symbol - CONTROLPR

Dear Sir/Madam,

Subject: Disclosure under Regulation 30 read with Para A of Part A of Schedule III of SEBI (Listing Obligations and Disclosure Requirements) Regulation, 2015.

Presentation on Analyst/Institutional Investor Meetings

Please find enclosed herewith the Investor Presentation for the Earnings Conference Call to be held on Monday, May 20, 2019 at 15.00 HRS IST (Indian Standard Time) to discuss the Financial Results of the Company.

Further, the said Presentation will be made available on the Company's website at www.controlprint.com.

This is for your information and record.

Yours sincerely,
For **Control Print Limited**



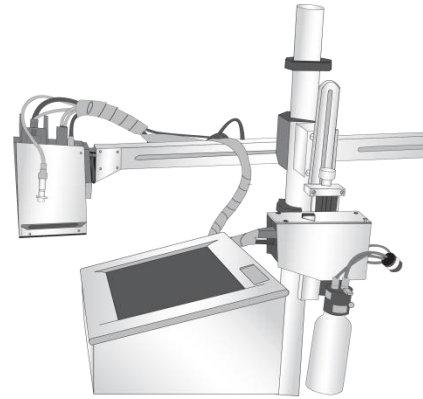


Rahul Khetry
Chief Financial Officer



Investor Presentation



May 20, 2019



DISCLAIMER



This document has been prepared for information purposes only and is not an offer or invitation or recommendation to buy or sell any securities of Control Print Limited ("CPL", "Company"), nor shall part, or all, of this document form the basis of, or be relied on in connection with, any contract or investment decision in relation to any securities of the Company.

This document is strictly confidential and may not be copied, published, distributed or transmitted to any person, in whole or in part, by any medium or in any form for any purpose. The information in this document is being provided by the Company and is subject to change without notice. The Company relies on information obtained from sources believed to be reliable but does not guarantee its accuracy or completeness.

This document contains statements about future events and expectations that are forward-looking statements. These statements typically contain words such as "expects" and "anticipates" and words of similar import. Any statement in this document that is not a statement of historical fact is a forward looking statement that involves known and unknown risks, uncertainties and other factors which may cause our actual results, performance or achievements to be materially different from any future results, performance or achievements expressed or implied by such forward-looking statements. None of the future projections, expectations, estimates or prospects in this document should be taken as forecasts or promises nor should they be taken as implying any indication, assurance or guarantee that the assumptions on which such future projections, expectations, estimates or prospects have been prepared are correct or exhaustive or, in the case of the assumptions, fully stated in the document. The Company assumes no obligations to update the forward-looking statements contained herein to reflect actual results, changes in assumptions or changes in factors affecting these statements.

You acknowledge that you will be solely responsible for your own assessment of the market and the market position of the Company and that you will conduct your own analysis and be solely responsible for forming your own view of the potential future performance of the business of the Company.

CONTENT



Company Overview:

<https://www.controlprint.com/wp-content/uploads/Investor-Presentation.pdf>

New Product Launches


Brief Annual Financials

Synopsis of Financial Performance

Highlights

Way forward

NEW PRODUCT LAUNCHES



Thermal Inkjet Printer



Thermal Transfer Overprinter



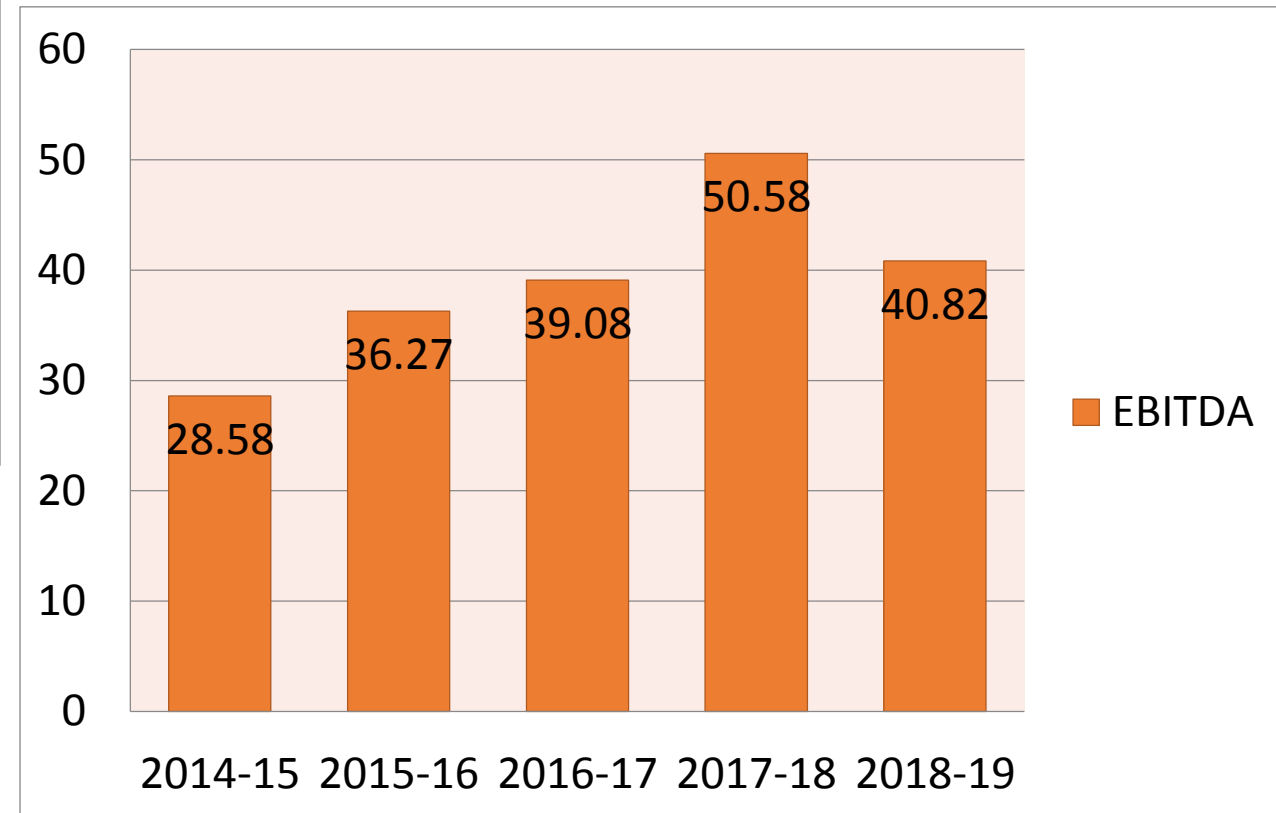
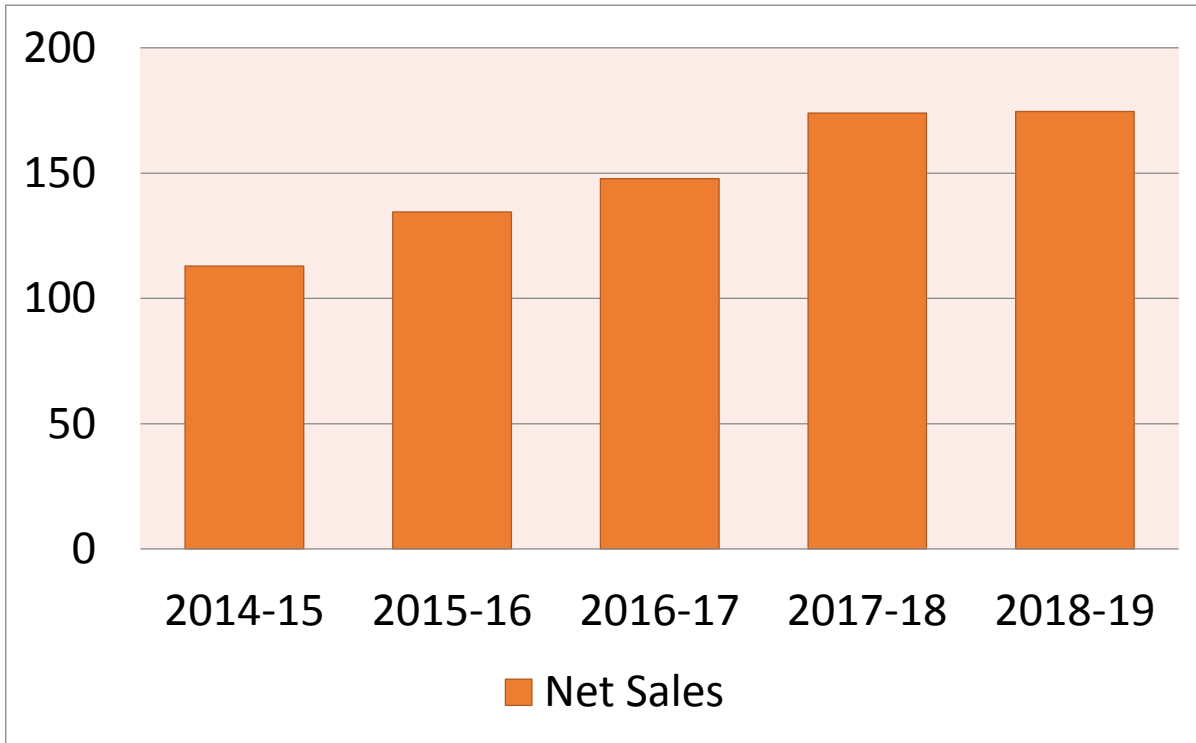
High Resolution Printer

BRIEF ANNUAL FINANCIALS

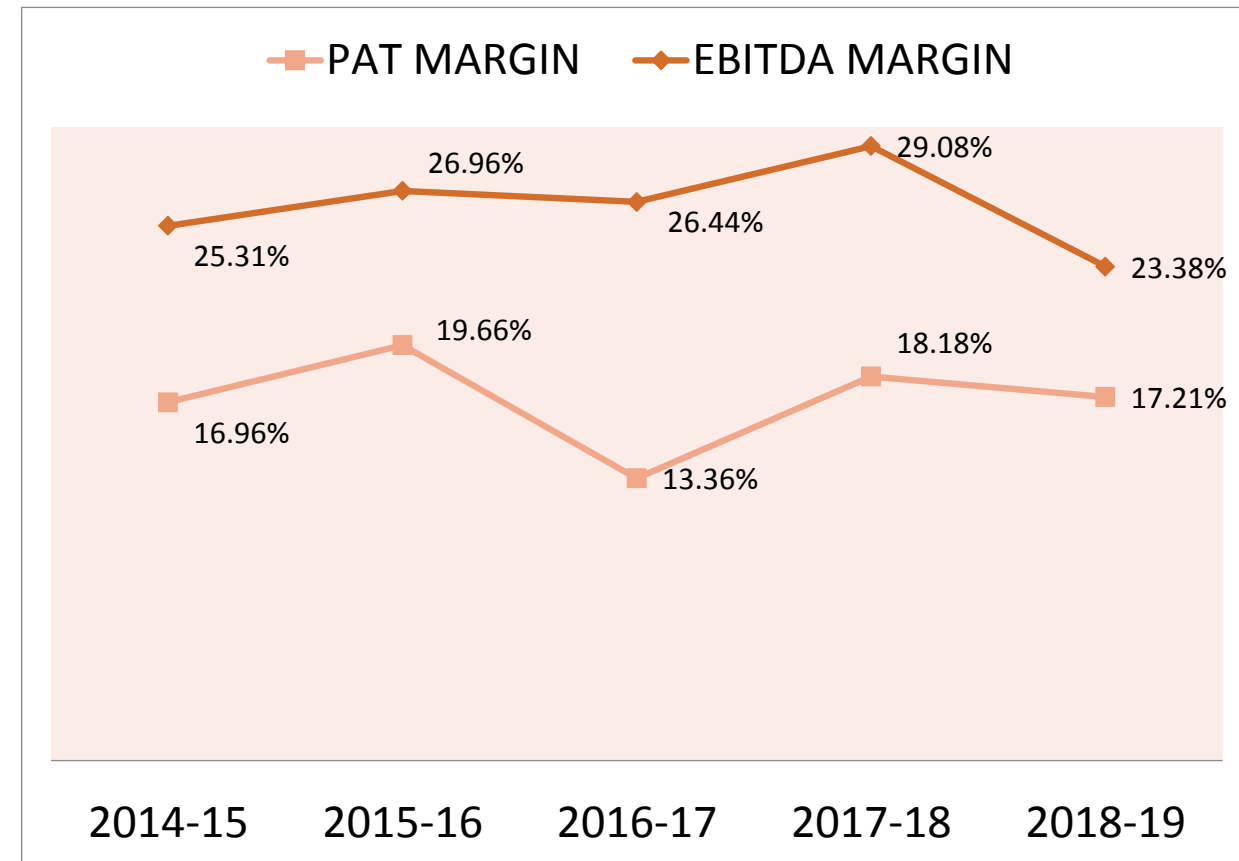
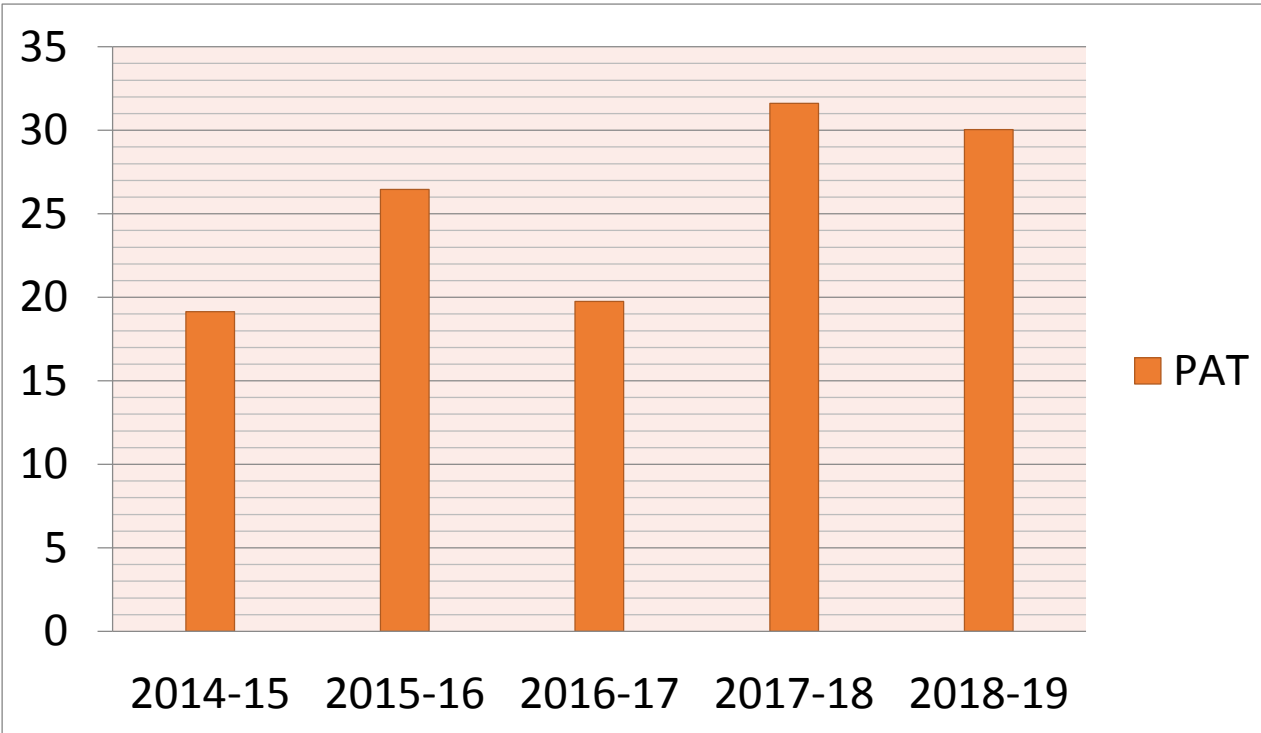


					(Rs. in Cr.)
Particulars	FY15	FY16	FY17	FY18	FY19
Net Sales	112.93	134.52	147.82	173.93	174.60
Gross Profit	65.63	80.56	89.23	111.31	106.27
Gross Margin (%)	58.12	59.89	60.36	64.00	60.86
EBITDA	28.58	36.27	39.08	50.58	40.82
EBITDA Margin (%)	25.31	26.96	26.44	29.08	23.38
EBIT	26.66	33.61	24.40	43.74	33.39
PBT	26.94	34.27	26.04	38.51	37.62
PAT	19.15	26.45	19.75	31.62	30.05
PAT Margin (%)	16.96	19.66	13.36	18.18	17.21
Earning Per Share (Rs.)	13.38*	17.12	12.60	19.99	18.40
Dividend Per Share (Rs.)	4.00	6.00	6.00	6.50	6.50
Share Capital	9.85	15.67	15.67	16.33	16.33
Net Worth	101.85	122.01	137.11	183.82	203.26
Total Debt	8.16	13.12	14.73	0	0
Net Fixed Assets	33.93	43.14	80.15	83.29	84.33
Net Current Assets	62.00	80.91	86.14	113.06	129.46
Note: FY17, FY18 & FY19 figures are as per IndAS while the other year figures are as per Ind GAAP *Adjusted for issuance of Bonus Shares					

SYNOPSIS OF FINANCIAL PERFORMANCE



SYNOPSIS OF FINANCIAL PERFORMANCE



HIGHLIGHTS

Flat Revenue

- Weak Industrial production in certain industries
- Decline in revenue of Cement division

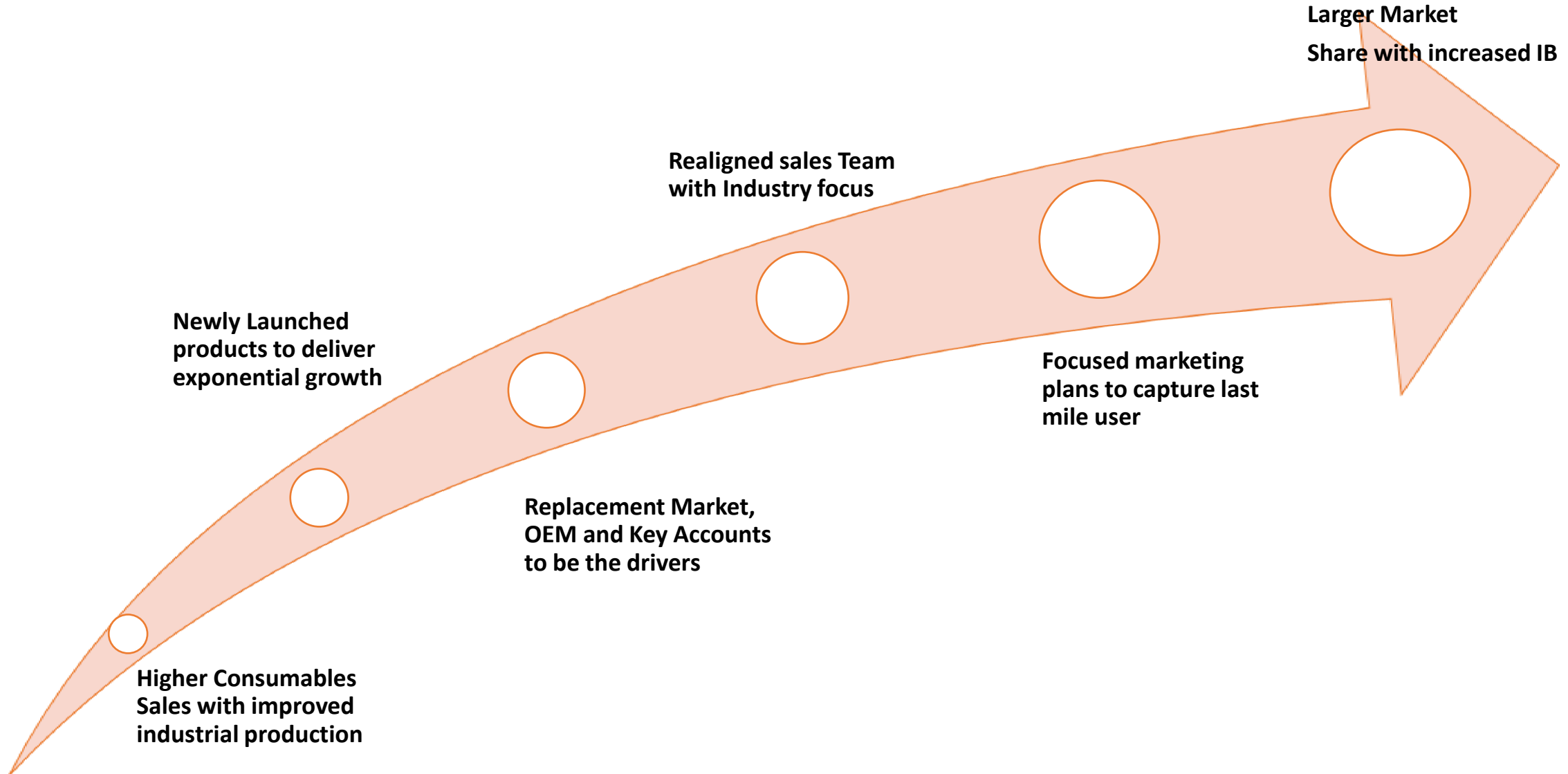
Profitability Impact

- Increased employee cost
- Lower incentive due to indirect tax reforms
- Change in product mix

Positives

- All product divisions are in growth trajectory apart from LCP division
- New product launches well accepted by the market
- Strong free cashflow with increasing trend

WAY FORWARD



Спасибо 多謝 Gracias

Russian

Traditional Chinese

Spanish

Thank You

Obrigado

Portuguese

Grazie

Italian

Danke

German

Merci

French

شكراً

Arabic

多謝

Simplified Chinese

감사합니다

Korean

ありがとうございました

Japanese

CONTROL PRINT LIMITED

C-106, Hind Saurashtra Industrial Estate, Andheri-Kurla Road, Marol Naka, Andheri (East), Mumbai 400059, India.

Phone : +91 22 28599065 / 66938900 | Fax : +91 22 28528272