

Date: October 31, 2024

To,
BSE Limited,
Listing Department,
P.J. Towers, 1st Floor,
Dalal Street, Fort,
Mumbai - 400 001.

Scrip Code: 526530

Sub: Newspaper Publication Un-Audited Financial Results of the Company for the quarter and half year ended September 30, 2024.

Dear Sir/Madam,

Pursuant to the provisions of Regulation 47 of the SEBI (Listing Obligations and Disclosure Requirements) Regulations, 2015, please find enclosed herewith the copies of newspaper publication for Un-Audited Financial Results of the Company for the quarter and half year ended September 30, 2024, approved at the Board Meeting held on October 29, 2024, published in Financial Express (English) and Praja Hitam (Telugu) newspapers on October 31, 2024. Please take the same on record.

Thanking you,


Yours faithfully,
For IIRM Holdings India Limited
(Formerly known as Sudev Industries Limited)

Naveen Kumar
Company Secretary & Compliance Officer
M. No. A51220




Encl: as above

IIRM HOLDINGS INDIA LIMITED

(Formerly know as Sudev Industries Limited)

 Registered Office: : 5th Floor, Ashoka My Home Chambers,
Sindhi Colony, SP Road, Begumpet, Secunderabad, Hyderabad,
500003, Telangana, India

CIN : L70200TS1992PLC189999

 www.iirmholdings.in
 cs@iirmholdings.in
 +91 844 777 2518

Canara Robeco Mutual Fund

Investment Manager : Canara Robeco Asset Management Co. Ltd.
Construction House, 4th Floor, 5, Walchand Hirachand Marg, Ballard Estate, Mumbai 400 001.
Tel.: 6658 5000 Fax: 6658 5012/13 www.canararobeco.com CIN No.: U65990MH1993PLC071003

NOTICE NO. 35

Disclosure of Half Yearly Unaudited Financial Results of Schemes of Canara Robeco Mutual Fund:

All unit holders of Canara Robeco Mutual Fund are requested to note that in terms of Regulation 59 of SEBI (Mutual Funds) Regulations, 1996 and SEBI circulars issued in this regard from time to time, the Half Yearly Unaudited Financial Results of the Schemes of Canara Robeco Mutual Fund for the period ended September 30, 2024 have been hosted on the website of Canara Robeco Mutual Fund, www.canararobeco.com.

The unit holders can visit the following link for viewing/downloading the aforesaid results:
<https://www.canararobeco.com/statutory-disclosures/un-audited-half-yearly-financial-results>

Unit holders are requested to visit www.canararobeco.com to claim their Unclaimed Redemption & Dividend/IDCW amounts and follow the procedure prescribed therein.

For and on behalf of Canara Robeco Asset Management Company Ltd.
(Investment manager for Canara Robeco Mutual Fund)

Date: 30-10-2024 Sd/-
Place: Mumbai Authorised Signatory
Mutual Fund investments are subject to market risks, read all scheme related documents carefully.

JK AGRI GENETICS LTD.

Regd. Office : 7, Council House Street, Kolkata - 700 001
Admn. Office : 1-10-177, 4th Floor, Varun Towers, Begumpet, Hyderabad - 500 016
CIN : L01400WB2000PLC091286
Website : www.jkagri.com, E-mail : info@jkagri.com, Ph : 040-86316858, Fax : 040-27764943

Extract of Unaudited Financial Results
for the Quarter ended 30th September, 2024

PARTICULARS	Quarter Ended (Unaudited)		Six Months Ended (Unaudited)	
	30.09.2024	30.09.2023	30.09.2024	30.09.2023
	(₹ in Lacs)			
Total Income from Operations (Net)	3,006.96	1,043.45	10,996.39	9,128.47
Profit before Interest, Depreciation & Taxes (PBITD)	(1,621.49)	(1,250.28)	(122.84)	(203.89)
Net Profit / (Loss) before tax from ordinary activities and Exceptional Items	(1,878.15)	(1,538.61)	(655.74)	(785.79)
Net Profit / (Loss) for the period before tax (after Exceptional Items)	(1,878.15)	(1,538.61)	(655.74)	(785.79)
Net Profit / (Loss) after tax from Ordinary activities and Exceptional Items	(1,331.76)	(1,099.55)	(473.56)	(557.33)
Total Comprehensive Income for the period [Comprising Profit / (Loss) for the period (after tax) and Other Comprehensive Income (after tax)]	(1,335.31)	(1,103.10)	(480.65)	(564.42)
Equity Share Capital (₹ 10/- per Share)	463.70	463.70	463.70	463.70
Earning Per Share (of ₹ 10/- each)	(28.72)	(23.71)	(10.21)	(12.02)

Note:
1. The above is an extract of the detailed format of Quarterly Financial Results filed with the Stock Exchange under Regulation 33 of the SEBI (Listing Obligations and Disclosure Requirements) Regulations, 2015. The full format of the Quarterly and Half Year ended results are available on the Stock Exchange website (www.bseindia.com) and Company's website (www.jkagri.com)

JK seeds For JK Agri Genetics Limited
Place : New Delhi
Date : 30th October, 2024
Dr. Raghupati Singhania
Chairman

Shetron Limited
Regd. Office: Plot No.1, Bommasandra Industrial Area, Hosur Road, Bangalore - 560099.
Ph: 080 49064300; Email Id: robr@shetrongroup.com; Website: www.shetrongroup.com

STATEMENT OF UNAUDITED FINANCIAL RESULTS FOR THE QUARTER AND HALF YEAR ENDED 30th SEPTEMBER 2024

Sl. No.	Particulars	Quarter ended		Half Year ended		Year ended 30/06/2016 Audited
		30/09/2024	30/06/2024	30/09/2023	30/09/2023	
		Unaudited	Unaudited	Unaudited	Unaudited	
1	Income					
a)	Revenue from Operations	5,791	6,457	5,954	12,248	13,831
b)	Other Income	18	32	21	50	40
	Net Sales/Income from Operations	5,809	6,489	5,975	12,298	13,871
2	Expenses:					
a)	Cost of Material Consumed	4,495	4,333	4,369	8,828	10,172
b)	Purchase of stock-in-Trade	-	-	-	-	-
c)	Changes in Inventories of Finished goods, work-in-Progress and Stock-in-Trade	(425)	407	(89)	(18)	(274)
d)	Excise Duty	-	-	-	-	-
e)	Employee benefits expense	635	648	582	1,283	1,180
f)	Finance Costs	206	235	201	441	494
g)	Depreciation and amortisation expenses	150	147	138	297	290
h)	Other Expenses	618	506	546	1,124	1,106
	Total Expenses	5,679	6,276	5,747	11,955	13,366
3	Profit/(Loss) before exceptional items and Tax (1-2)	130	213	228	343	505
4	Exceptional Items	-	-	-	-	-
5	Profit/(Loss) before Tax (3+4)	130	213	228	343	505
6	Tax expenses	-	-	-	-	-
a)	Current Tax	20	60	65	80	140
b)	Derefered Tax	-	-	-	-	-
	Total Tax	20	60	65	80	140
7	Net Profit/(Loss) from the group/year (5-6)	110	153	163	263	365
8	Other Comprehensive Income					
i)	Items that will not be reclassified to profit or loss	-	-	-	-	-
a)	Remeasurement of the net defined benefit liability/asset	-	-	-	-	-
b)	Income tax related to above	-	-	-	-	-
ii)	Items that will be reclassified to profit or loss	-	-	-	-	-
Total Other Comprehensive Income	-	-	-	-	-	-
9	Total Comprehensive Income (7+8)	110	153	163	263	365
10	(i) Earning per Share (before extraordinary items) (not annualised)					
a)	Basic	1.22	1.70	1.81	2.92	4.06
a)	Diluted	1.22	1.70	1.81	2.92	4.06
(ii) Earning per Share (after extraordinary items) (not annualised)						
a)	Basic	1.22	1.70	1.81	2.92	4.06
a)	Diluted	1.22	1.70	1.81	2.92	4.06

Notes:
1) The above Un-audited Financial Results for the Second Quarter and Half Year Ended 30th September, 2024 which have been subjected to Limited Review by Statutory Auditor of the Company as reviewed and recommended by the Audit Committee, were approved by the Board of Directors at its meeting held on 29th October, 2024. 2) Segment Reporting: The Company is engaged in the manufacture of Metal Packaging and hence results are reported under one segment. 3) Figures of the corresponding period have been re-classified/re-grouped wherever considered necessary. 4) The above financial results have been prepared in accordance with the recognition and measurement principles states therein prescribed under Section 133 of the Companies Act, 2013 read with relevant rules issued there under and other Accounting principles generally accepted in India.

By Order of the Board
for Shetron Limited
Sd/-
Dhakar Shetty
Executive Chairman

Place: Mumbai
Date: 29/10/2024

Pradeep Metals Limited

CIN: L99999MH1982PLC026191

Registered Office : R-205, T.T.C. Ind. Area, MIDC, Rabale, Navi Mumbai 400701

Email id : investors@pradeepmetals.com, Website : www.pradeepmetals.com, Contact No : +91-022-2769-1123

Extract of Standalone and Consolidated Financial Results for the quarter and half year ended 30th September 2024

Sr. No.	PARTICULARS	Standalone				Consolidated							
		Quarter ended		Half year ended		Quarter ended		Half year ended					
		30-Sep-2024	30-Jun-2024	30-Sep-2023	30-Sep-2023	30-Sep-2024	30-Jun-2024	30-Sep-2023	30-Sep-2023				
		Unaudited	Unaudited	Unaudited	Unaudited	Unaudited	Unaudited	Unaudited	Audited				
1	Total Income from Operations	7,199.01	6,507.39	6,360.60	13,706.41	11,589.50	25,121.36	7,418.05	7,149.88	7,001.02	14,567.93	12,944.23	27,666.86
2	Net Profit for the period / year before tax	721.46	803.99	686.35	1,525.45	1,007.45	2,441.58	826.44	910.38	710.42	1,736.82	995.15	2,825.50
3	Net Profit for the period / year after tax	536.98	583.70	526.93	1,120.67	758.60	1,813.01	647.44	698.50	558.05	1,345.94	760.42	2,228.31
4	Total Comprehensive Income for the period / year [Comprising Profit / (Loss) for the period / year (after tax) and Other Comprehensive Income (after tax)]	536.19	543.36	512.98	1,079.55	726.62	1,760.24	643.12	654.83	498.83	1,297.95	671.88	2,119.54
5	Paid-up equity share capital	1,727.00	1,727.00	1,727.00	1,727.00	1,727.00	1,727.00	1,727.00	1,727.00	1,727.00	1,727.00	1,727.00	1,727.00
6	Other Equity (Reserve excluding Revaluation Reserve) as shown in the Audited Balance Sheet												
7	Earnings Per Share (Face value of Rs. 10/- each) (not annualized)												
(a)	Basic	3.11	3.38	3.05	6.49	4.39	10.50	3.75	4.04	3.23	7.79	4.40	12.90
(b)	Diluted	3.11	3.38	3.05	6.49	4.39	10.50	3.75	4.04	3.23	7.79	4.40	12.90

Notes:
1. The above is an extract of the detailed format of Standalone and Consolidated unaudited Financial Results filed with the Stock Exchanges under Regulation 33 of the SEBI (Listing Obligations and Disclosure Requirements) Regulations, 2015. The full format of Standalone & Consolidated Financial Results are available on the websites of the Stock Exchange(s) (www.bseindia.com) and the Company website (<http://www.pradeepmetals.com/reports.html>).
2. The statutory auditors have carried out a limited review of the standalone and consolidated financial results for the quarter and half year ended 30th September, 2024. The detailed results have been reviewed by the Audit Committee and approved by the Board at its meeting held on 29th October, 2024.

For Pradeep Metals Limited
Sd/-
Pradeep Goyal
Chairman and Managing Director
DIN: 0008370

Place: Navi Mumbai
Date: 29th October 2024

vedanta
Transforming for good
Regd. Office: 1st Floor, 'C' Wing, Unit 103, Corporate Avenue, Atul Projects, Chakala, Andheri (East), Mumbai - 400 093
Phone No.: +91-22 6643 4500; Fax: +91-22 6643 4530
Website: www.vedantalimited.com; Email ID: comp.sect@vedanta.co.in

NOTICE

NOTICE is hereby given that the following Share Certificate of face value Re. 1/- of the Company as per details given hereunder have been reported LOST/MISPLACED and if NO OBJECTION is received within 15 days from the date of publication of this Notice, we shall consider issuance of Duplicate Share Certificate thereof:

S. No.	Name of Shareholder	Folio No.	Shares	Distinctive Nos.		Share Certificate No.
				From	To	
1	RABINDER SINGH SAHNI AJIT SING SAHNI	SGL111577	400	865660732	865661131	832007

Place: New Delhi
Date: October 31, 2024
For Vedanta Limited
Prerna Halwasiya
Company Secretary & Compliance Officer

WEBSOL ENERGY SYSTEM LIMITED
CIN: L29307WB1990PLC048350
Regd. Off: Plot No. 849, Block P 48 Pramatha Choudhary Sarani, 2nd Floor, New Alipora, Kolkata - 700053,
Ph: (033) 24000419 | Email: websol@websolar.com; Website: www.websolar.com

Sl. No.	PARTICULARS	Quarter Ended		Half Year Ended		Year Ended
		30.09.2024	30.06.2024	30.09.2023	30.09.2023	
		Unaudited	Unaudited	Unaudited	Unaudited	
1	Total Income from Operations	143.55	111.60	0.30	255.16	0.48
2	Net Profit/(Loss) for the period (before Tax and Exceptional item)	48.61	31.81	(5.28)	80.46	(10.97)
3	Net Profit/(Loss) for the period before Tax (after Exceptional item)	48.61	31.81	(5.28)	80.46	(10.97)
4	Net Profit/(Loss) for the period after Tax (after Exceptional item)	41.98	22.88	(3.95)	64.88	(8.94)
5	Total Comprehensive Income for the period (Comprising Profit and other Comprehensive Income for the period)	41.98	22.82	(3.95)	64.77	(8.94)
6	Equity Share Capital (Face value ₹10/-)	42.21	42.21	38.80	42.21	38.80
7	Other Equity excluding Revaluation Reserve	-	-	-	-	65.51
8	Earning per Share (of ₹10/- each)					
(i) Basic (₹)		15.37	5.42	(1.02)	15.37	(2.31)
(ii) Diluted (₹)		15.26	5.42	(1.02)	15.26	(2.31)

Note:
1) The above is an extract of the detailed format of Unaudited Financial Results filed with the Stock Exchanges under Regulation 33 of the SEBI (Listing Obligations and Disclosure Requirements) Regulations, 2015.
2) The full format of the Financial Results are available on the Stock Exchange website i.e. BSE website (www.bseindia.com), NSE website (www.nseindia.com) and Company's website (www.websolar.com).

For and on behalf of the Board of Directors of
Websol Energy System Limited
Managing Director

Place of Signature : Kolkata
Date : 29th day of October, 2024

ONIDA MIRC ELECTRONICS LIMITED
OWNER'S PRIDE
Regd. Office : Onida House, G-1, MIDC, Mahakali Caves Road, Andheri (East), Mumbai - 400093.
CIN No.: L32300MH1981PLC023637. Website : www.onida.com

Extract of statement of Unaudited Financial Results for the Quarter and Half year ended 30th September, 2024

Particulars	Quarter ended		Six months ended		Year ended
	30.09.2024	30.06.2024	30.09.2023	30.09.2023	
	Unaudited	Unaudited	Unaudited	Unaudited	
Total income from operations	15,261	23,085	19,604	38,346	38,200
Net Profit / (Loss) for the period before tax	135	267	(643)	402	(1,265)
Net Profit / (Loss) for the period before tax (after Exceptional and / or Extraordinary Items)	135	44	(643)	179	(1,265)
Net Profit / (Loss) for the period after Tax	135	44	(643)	179	(1,265)
Total Comprehensive income for the period [Comprising Profit / (Loss) for the period (after tax) and Other Comprehensive Income (after tax)]	130	39	(642)	169	(1,262)
Paid Up Equity Share Capital (face value of Re.1/- each)	2,311	2,311	2,311	2,311	2,311
Reserves (excluding Revaluation Reserves)	-	-	-	-	10533
Earnings Per Share (of Re.1/- each) (for continuing and discontinued operations) -					
Basic	0.06	0.02	(0.28)	0.08	(0.55)
Diluted	0.06	0.02	(0.28)	0.08	(0.55)

Notes:
1. The above is an extract of the detailed format of Financial Results filed with the Stock Exchanges under Regulation 33 of the SEBI (Listing Obligations and Disclosure Requirements) Regulations, 2015. The full format of the Financial Results are available on the websites of BSE and NSE at www.bseindia.com and www.nseindia.com respectively and on Company's website at www.onida.com.
2. The above results as reviewed by the Audit Committee, have been taken on record at the meeting of the Board of Directors held on 30th October, 2024.

For MIRC ELECTRONICS LIMITED
Sd/-
G.L. Mirchandani
Chairman & Managing Director
DIN : 00026664

Place : Mumbai
Date : 30th October, 2024

IIRM HOLDINGS INDIA LIMITED

(formerly known as Sudev Industries Limited)
CIN: L70200TS1992PLC189999
Registered Office: 5th Floor, Ashoka My Home Chambers, Sindh Colony, SP Road, Begumpet, Secunderabad,
Hyderabad-500003, Telangana, India.
Website: www.iirmholdings.in, E-mail: cs@iirmholdings.in, Tel. No.: +91 84477 72518

STATEMENT OF CONSOLIDATED UNAUDITED FINANCIAL RESULTS FOR THE QUARTER AND HALF YEAR ENDED SEPTEMBER 30, 2024

Sl. No.	Particulars	Quarter Ended		Half Year Ended		Year Ended
		30.09.2024	30.06.2024	30.09.2023	30.09.2023	
		(Un-Audited)	(Un-Audited)	Refer Note 4	Refer Note 4	
1	Total Income from Operations	4,823.32	6,581.72	-	11,405.04	-
2	Net Profit / (loss) for the period (before Tax, Exceptional and/or Extraordinary Items)	928.32	1,219.54	-	2,147.86	-
3						

