

Xpro India Limited

Birla Building (2nd Floor)
9/1 R.N. Mukherjee Road
Kolkata 700 001, India.
+91 33 4082 3700/2220 0600 ; xprocal@xproindia.com



February 8, 2025

National Stock Exchange of India Ltd.
"Exchange Plaza",
Bandra-Kurla Complex,
Bandra (E),
Mumbai 400 051

BSE Limited
Corporate Relationship Department
1st Floor, New Trading Ring
Rotunda Building, P J Towers
Dalal Street, Fort, Mumbai 400 001

Stock Symbol: XPROINDIA(EQ)

Stock Code No: 590013

Dear Sir/Madam,

Sub: **Press Release**

In continuation to our letter of even date, forwarding the Unaudited Financial Results for the quarter ended December 31, 2024, we are now enclosing herewith a copy of Press Release issued by the Company on the said Financial Results, for your information and record.

Thanking you,

Yours faithfully,
For **Xpro India Limited**

Kamal Kishor Sewoda
Company Secretary

Encl.: a/a

Xpro India Limited reports Q3 FY25 Results

New Delhi, February 8, 2025 – Xpro India Limited a diversified multi-locational company with a strong brand equity and a focused connect to the polymer processing industry has announced its Unaudited Financial Results for the quarter ended on December 31, 2024.

9MFY25 Financial Performance Snapshot (Y-o-Y)

Revenue from Operations Rs. 377.1 crores +11.9%	EBITDA Rs. 39.4 crores -20.1%	Profit Before Tax (PBT) Rs. 43.4 crores 	Profit After Tax (PAT) Rs. 31.4 crores
---	---	---	--

Q3 & 9MFY25 Key Financial Highlights- (Consolidated):

Particulars (Rs. Crs.)	Q3 FY25	Q3 FY24	Y-o-Y	Q2 FY25	Q-o-Q	9M FY25	9M FY24	Y-o-Y
Revenues	104.6	96.1	8.8%	134.0	-21.9%	377.1	337	11.9%
EBITDA	10.6	15.2	-30.3%	13.2	-19.7%	39.4	49.3	-20.1%
<i>EBITDA Margins (%)</i>	10.1%	15.8%		9.8%		10.4%	14.6%	
Profit Before Tax	10.7	14.4	-25.7%	13.7	-21.9%	43.4	43.6	-0.5%
Profit After Tax	7.5	10.7	-30%	9.9	-24.2%	31.4	31.4	0%
<i>PAT Margins (%)</i>	7.2%	11.1%		7.4%		8.3%	9.3%	

Operational/Financial Highlights for Q3 FY25:

- ✓ The challenging domestic and global economic environments are characterized by subdued growth and a consequent impact on revenue and margins across many manufacturing sectors;
- ✓ Company's operating margins were also impacted this year by pricing pressures and market forces, which are seen as temporary and transient in our operating sectors;
- ✓ In the circumstances, the standalone performance during Q3 and cumulative performance for the year can be considered positive and promising, and a sound base for future growth;
 - Aggregate production to date at 22,860 MT higher by 14.7% (y-o-y), even as production capacities through the current year unchanged from previous year;
 - Revenue growth to date at 11.9% (y-o-y); (typically, revenue in value terms reflects variations in product-mix, product pricing and raw material price fluctuations, and therefore cannot be directly correlated to physical volumes);
 - Demand remains consistent for Xpro dielectric films, with strong position and market share maintained; prices adjusted dynamically to maintain market momentum; New customers are being on-boarded for dielectric films ahead of new capacity going on stream;
 - Consumer durable market resilient during the quarter; offtake by customers higher by 24% (y-o-y);
 - Despite challenges, consistent inventory holding days and improvement in debtors holding days was achieved.
- ✓ Organization and other cost build-up related to expansions, are being incurred. The consolidated results also reflect of incorporation and lease expenses of Xpro Dielectric Films FZ-LLC, in accordance with applicable accounting standards;

Strategic Expansion Update

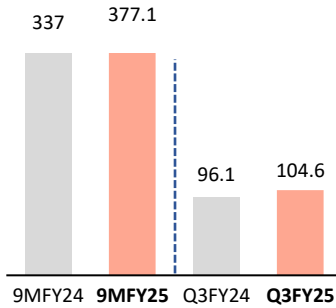
- ✓ The expansions are progressing, despite having faced some delays and issues beyond the Company's control. Notwithstanding this, the Company remains confident of its long-term strategic objectives and strong market standing.
 - Barjora implementation is at an advanced stage, though a modest delay is now evident. Barring unforeseen circumstances, regular business operations can be reasonably expected to commence early in the coming FY, instead of the original estimate of late in the current FY.
 - UAE implementation is largely on track, with construction and supply-chain activities underway, and the Company having ensured adequate capitalization.
 - Further, as outlined in the last Annual Report, the Company has been evaluating the feasibility of adding one more advanced production line, aiming for operations in FY 26-27. The decision will be guided by comprehensive techno-economic assessment and timed keeping in view evolving global market dynamics.

Financial:

- ✓ Revenue for 9M FY25 increased by 11.9%, driven by volume growth in coex sheet segments;
- ✓ EBITDA 9MFY25 lower y-o-y at Rs. 39.4 Cr. (excluding other income),
- ✓ EBITDA Margin for 9MFY25 lower reflecting higher volume of coex sheets with dielectric films capped by available capacity;
- ✓ Profit before tax for 9MFY25 at Rs.43.4 Cr;
- ✓ EPS (basic) for 9MFY25 at Rs. 14.23 (on capital, recently expanded in Jan 2024)

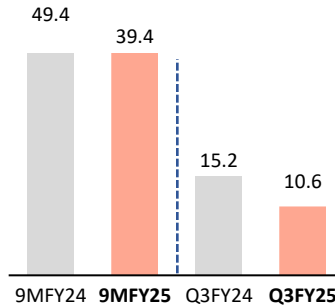
Q3FY25 Key Financial Highlights Consolidated:

Revenue (Rs. Cr)



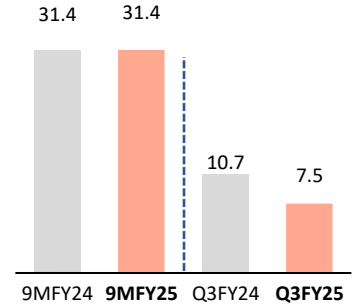
EBITDA (Rs. Cr) & Margin(%)

14.7%	10.4%	15.8%	10.1%
-------	-------	-------	-------



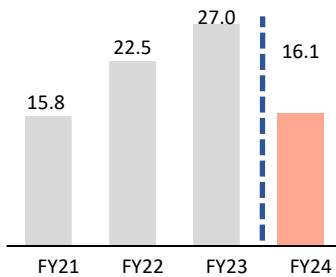
PAT (Rs. Cr) & Margin(%)

9.3%	8.3%	11.1%	7.2%
------	------	-------	------

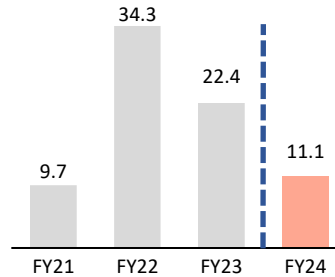


Capital Disciplined Growth

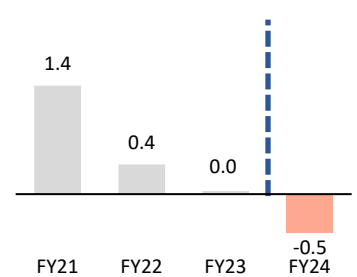
RoCE (%)



RoE (%)



Net Debt to Equity (x)



*Equity base has more than **doubled to Rs. 560.5 crores** in FY24 due to **net infusion of Rs. 326.9 crores** from **QIP & Preferential Proceeds**

About Xpro India Limited

Xpro India Limited is a diversified multi-divisional, multi-locational company with a strong commitment to polymer processing as an industry, and in strong governance practices in its management. Established as a separate entity via a corporate demerger in 1998, the units comprising Xpro India Limited have long been in existence, giving it over 37 years experience in the extrusion/coextrusion field. It thus aggregates years of experience and a robust, maturing organization driven by a deeply India-centric self-sufficiency for which it prides itself.

Xpro India Limited is a family-led and professionally managed arm of India's largest and very reputed Industrial House - the BIRLA family. It has a dedicated, and competent work-force of well-trained employees placed at various locations. Manufacturing at all units is carried out by qualified personnel under stringent guidelines and quality standards. At Xpro, continuous product development and high customer service levels are key areas, with an underlying philosophy being to provide the highest level of satisfaction to customers, and a passion to ethically excel in all areas of activity.

Company	Investor Relations: Orient Capital
Name: Kamal Kishor Sewoda	Name: Irfan Raeen/ Parth Patel
Email: kamal.sewoda@xproindia.com	Email: irfan.raeen@linkintime.co.in / parth.patel@linkintime.co.in
CIN: L25209WB1997PLC085972	Tel : +91 9773778669 / +91 98197 85972
www.xproindia.com	www.orientcap.com

Safe Harbor

Any forward-looking statements about expected future events, financial and operating results of the Company are based on certain assumptions which the Company does not guarantee the fulfillment of. Past performance also should not be simply extrapolated into the future. These statements are subject to risks and uncertainties. Actual results might differ substantially or materially from those expressed or implied. Important developments that could affect the Company's operations include a downtrend in the industry, global or domestic or both, significant changes in political and economic environment in India or key markets abroad, tax laws, litigation, labour relations, exchange rate fluctuations, technological changes, investment and business income, cash flow projections, interest, and other costs. The Company does not undertake any obligation to update forward-looking statements to reflect events or circumstances after the date thereof.