



August 30, 2024

Listing Department

BSE Limited

Phiroze Jeejeebhoy Towers

Dalal Street Mumbai – 400 001

Listing Department

National Stock Exchange of India Limited

Exchange Plaza, Bandra Kurla Complex,

Bandra (East) Mumbai – 400051

Scrip Code: 543223

Name of Scrip: MAXIND

Sub.: Notice of the 5th Annual General Meeting and Annual Report for the FY 2023-24.

Dear Sir/Madam,

Pursuant to the provisions of Regulation 30 and 34 of the SEBI (Listing Obligations and Disclosure Requirements) Regulations, 2015 and further to our letter dated August 23, 2024 informing about the 5th Annual General Meeting (“**AGM**”) of the Company scheduled to be held on Monday, September 23, 2024 at 1430 hrs. (IST) through Video Conference (“**VC**”)/Other Audio Visual Means (“**OAVM**”) in compliance with circulars issued by the Ministry of Corporate Affairs and SEBI in this regard, we wish to inform the following:

- (a) The Annual Report for the financial year 2023-24 and the notice of AGM are being sent through electronic mode to all the members of the Company whose email addresses are registered with the Company/Depository Participant(s). These documents are also available on the Company’s website at www.maxindia.com.
- (b) Pursuant to the requirement of Section 91 of the Companies Act, 2013, the Register of Members and Share Transfer Books of the Company will remain closed from Tuesday, September 17, 2024 to Monday, September 23, 2024 (both days inclusive).
- (c) The Company is providing the facility to vote by electronic means (remote e-voting as well as e-voting at the AGM) on all the resolutions set out in the AGM notice to the members, who are holding shares on the cut-off date i.e. Monday, September 16, 2024. The remote e-voting will commence from Thursday, September 19, 2024 at 0900 hrs. and shall end on Sunday, September 22, 2024, at 1700 hrs.
- (d) The Annual Report for the financial year 2023-24 and the Notice of AGM are enclosed herewith.

You are requested to take note of the above.

Thanking you,

Yours faithfully

For Max India Limited

Pankaj Chawla

Company Secretary & Compliance Officer

Enc.: as above

MAX INDIA LIMITED

CIN: L74999MH2019PLC320039

Corporate Office: Landmark House, 3rd Floor, Plot No. 65, Sector-44, Gurgaon - 122003, Haryana | www.maxindia.com
Regd. Office: 167, Floor 1, Plot No. - 167, Ready Money Terrace, Dr. Annie Besant Road, Worli, Mumbai, Maharashtra - 400018, India



Charting New Frontiers

Annual Report 2023–24







Forward-looking statements

Some information in this report may contain forward-looking statements which include statements regarding Company's expected financial position and results of operations, business plans and prospects etc. and are generally identified by forward-looking words such as "believe," "plan," "anticipate," "continue," "estimate," "expect," "may," "will" or other similar words. Forward-looking statements are dependent on assumptions or basis underlying such statements. We have chosen these assumptions or basis in good faith, and we believe that they are reasonable in all material respects. However, we caution that actual results, performances or achievements could differ materially from those expressed or implied in such forward-looking statements. We undertake no obligation to update or revise any forward-looking statement, whether as a result of new information, future events, or otherwise.



To know more about the Company log on to
www.maxindia.com



Scan the QR code for additional
information about the Company

CONTENTS

CORPORATE REVIEW

Our Enterprise

04

Business Review

24

Our Path

08

Management Discussion and
Analysis - Max India Ltd.

26

Our Values

09

Management Discussion and
Analysis - Antara

46

Board of Directors

10

Business Responsibility Review

65

Letter to Shareholders

20

STRATEGIC REVIEW

Corporate Governance Report

79

Board's Report

101

General Shareholder
Information

95

FINANCIAL REVIEW

Standalone Financial
Statements

125

Consolidated Financial
Statements

193



The background features a large orange circle on the left side, partially overlapping a white area. A light orange triangle is positioned in the lower right quadrant. The text 'CORPORATE REVIEW' is centered in the white area.

CORPORATE REVIEW

OUR ENTERPRISE



New Max India Limited (MIL) was formed in June 2020 after Max India – the erstwhile arm of the \$5 billion Max Group – merged its healthcare assets into Max Healthcare and demerged its senior care and other allied businesses in June 2020 into a new wholly owned subsidiary called Advaita Allied Health Services

Limited which was later renamed as Max India Limited. Max India is now the holding company of Max Group’s Senior Care business, i.e. Antara Senior Living Limited (independent residences for seniors) and Assisted Care Services Limited (Care Homes, Care at Home, MedCare and Antara AGEasy).



ANTARA

Max Group

Antara Senior Living and Antara Assisted Care Services are wholly owned subsidiaries of Max India. The two main lines of businesses are Residence for Seniors and Assisted Care Services, which cater to all senior care needs.

Antara’s first residential community in Dehradun comprises nearly 200 apartments spread across 14 acres of land. In 2020, it launched a new senior living facility in Noida’s Sector-150. With 340 apartments in its first phase of development, which are all sold out as on date, it will cater to the social, recreational, educational, wellness, and health-related needs of seniors. It is expected to be ready for possession by early 2025.

Antara’s Assisted Care Services include ‘Care Homes’, ‘Care at Home’ and ‘MedCare’ products and Antara AGEasy. This line of business caters to seniors above the age of 55, who need more immersive interventions in their daily lives due to medical or age-related issues. Starting with its first facility in Gurugram, the Care Homes provide long-term care to seniors who require constant medical and nursing supervision, and short-term care services for the recuperation of seniors. Its Care at Home services in NCR, Bangalore and Chennai, provide well-equipped, trained professionals

offering care to seniors inside their home’s comfort. The MedCare product services vertical is a pan-India one-stop platform for the daily medical equipment needs of seniors. Antara AGEasy is a new-age holistic D2C platform that will help seniors manage common chronic conditions. It is designed to empower seniors to age with ease and joy through customized health and wellness solutions that are based on expert-assisted advice.



OUR ENTERPRISE



Max Financial Services Limited (MFSL) is part of India's leading business conglomerate – the Max Group. Focused on Life Insurance, MFSL actively manages Max Life Insurance Company Limited, India's largest non-bank, private life insurance company. Max Life Insurance is a Joint Venture between Max Financial Services Limited and Axis Bank Limited. It offers comprehensive protection and long-term savings life insurance solutions, through its multi-

channel distribution including agency and third-party distribution partners. The Company is listed on the NSE and BSE. Some of the past joint venture partners of MFSL include Radiant Life Care Private Limited, Bupa Finance Plc., Life Healthcare (South Africa), New York Life, Hutchison Telecommunications, Motorola, Schering AG, Avent Inc., Gist-brocades (GB), The Upjohn Company, Comsat International Ventures and Atotech BV. These partnerships have consistently grown, developed, and matured into strong relationships.



Max Life is the material subsidiary of Max Financial Services Limited. Max Life – a part of the \$5-Bn Max group, an Indian multi business corporation – is India's fifth largest private life insurance company. In FY 2024, Max Life reported an Embedded Value (EV) of 19,494 crore. The Operating Return on EV (RoEV) stood at 20.2%. The New Business Margin (NBM) for FY2024 was 26.5% (at actual costs), and the Value of New Business (VNB) at ₹1,973 crore (at actual costs), with an annual growth of 1% & a 2 year CAGR of ~14%. On September 27, 2023, Max Financial Services Ltd. (MFSL) Shareholders approved the Max Life Insurance Company Limited (MLIC) proposal to raise further capital by way of a preferential issue of equity shares to Axis Bank, for an aggregate investment of up to Rs. 1,612 crores in MLIC, at fair market value determined basis DCF methodology (Proposed infusion). Pursuant to receipt of all regulatory approvals, Axis Bank had subscribed to 6.02% of the equity share capital of MLIC on April 17, 2024. On completion of the Proposed Infusion, Axis Entities collectively hold 19.02% of the equity share capital of MLIC and MFSL's shareholding



in MLIC stood reduced to 80.98% of the equity share capital of MLIC effective April 17, 2024. In addition, the Axis Entities would have the right to purchase 0.98% of the equity share capital of MLIC from the MFSL within the timeframe which was earlier agreed between the parties. Max Life has 477 branch units across India as of March 31, 2024.

OUR ENTERPRISE



Max Estates Limited is the Real Estate arm of Max Group.

Max Group is a leading Indian business house with interests over time in Telecommunication, Life Insurance, Health Insurance, Healthcare, Packaging Films, Real Estate and Senior Living. The Group was founded in 1982 by its founder and chairman, Mr. Anajit Singh, a leading visionary, entrepreneur, and philanthropist. Over a period of 40 years the Max Group has nurtured and scaled several businesses and has been recognized with several accolades for its commitment to care, its governance, and for exceptional value creation while enabling a better society. Today, Max Group's portfolio houses Max Life, which is the fourth largest life insurance company in India; Max Estates, a real estate development company with focus on premium residential and commercial office spaces in Delhi NCR; and, Antara Senior Care, India's only integrated senior care ecosystem, with ventures across senior living residences, care homes, care at home and medical products for seniors. While Max Estates is directly listed on the stock exchange, Max Life and Antara Senior Care are part of listed hold cos namely Max Financial Services and Max India Limited, respectively. Max Group currently has a total customer base of ~5 million, around 400 offices spread across India and an employee strength of more than 20,000.

Established in 2016, Max Estates with a vision to bring real well-being to the real estate sector, has curated a diversified portfolio (12 mn. sq. ft.) of grade-A+ sustainable residential and commercial offerings, across various asset classes and key strategic locations across Delhi-NCR. We aspire to grow this portfolio by adding at least 3 mn. sq. ft. every year, by building developments rooted on our well-being focused operating philosophy – LiveWell.WorkWell

Our current developments are Max Towers, in Sector 16B, Noida, our flagship development redefining the future of work; Max House, in New Delhi, blending tradition with modernity; Max Square, on Noida-Greater Noida Expressway in Sector 129, combining nature and work, and Estate 128, our first LiveWell experience (residential development), in Sector 128, Noida. We continually aim to deliver on our purpose to enhance quality of life through the spaces we create, via our upcoming commercial developments in Sector 65, Golf Course Extension, Gurugram and Sector 129, Noida-Greater Noida Expressway, as well as our first LiveWell experience in Gurugram - Estate 360, in Sector 36A, Dwarka Expressway.



OUR ENTERPRISE



Max Asset Services Limited (MAS), a wholly owned subsidiary of MEL, focuses on providing Real Estate as a service in the form of facility management, community development and managed offices. It aims to bring life into buildings by implementing the Max Estates' WorkWell philosophy through amenities and 'Pulse', which focuses on curating engaging events for office tenants.



Max I. Limited is MEL's wholly owned subsidiary, which facilitates intellectual and financial capital to promising and proven early-stage organizations with focus on real estate synergistic to the real estate business of the Max Group. Its investment model is a hybrid of accelerators and venture funding, providing both mentoring and growth capital for the organizations it invests in.



Launched in 2008, Max India Foundation (MIF) represents the Max Group's social responsibility efforts. It is focused on the creation of opportunities by empowering children through education and sustainable livelihood skills. MIF's most recent initiative is Social Emotional Ethical (SEE) Learning – a K-to-12 education program to provide high quality, easy-to-use curricular and a comprehensive framework for educators and students for their holistic development. In the past, the Foundation's work focused on healthcare for the underprivileged and benefitted more than 3.4 million people in over 800 locations since its inception.

OUR PATH



Our Vision

To be the most admired company for protecting and enhancing the well-being and future of our customers – the elderly population.

Our Mission



Be the most preferred category choice for customers, shareholders and employees



Do what is right for our customers, and treat them fairly



Be the go-to standard for partnerships and alliances with all distributors and partners



Maintain cutting-edge standards of governance



Lead the market in quality and reputation

OUR VALUES



Sevabhav

We encourage a culture of service and helpfulness so that our actions positively impact society. Our commitment to Seva defines and differentiates us.



Credibility

We give you our word. And we stand by it. No matter what. A 'No' uttered with the deepest conviction is better than a 'Yes' merely uttered to please, or worse, to avoid trouble. Our words are matched by our actions and behavior.



Excellence

We gather the experts and the expertise to deliver the best solutions for life's many moments of truth. We never settle for good enough.

BOARD OF DIRECTORS



Mr. Analjit Singh
Founder & Chairman
Max Group

Mr. Analjit Singh is the Founder & Chairman of The Max Group, a \$5 billion Indian multi-business enterprise, with interests in life insurance (Max Life), real estate (Max Estates), senior living (Antara). The Max Group is renowned for successful joint ventures with some pre-eminent firms including Axis Bank, Mitsui Sumitomo & Toppan, Japan; New York Life Insurance Company; Bupa Plc, Life Healthcare, SA; DSM, Netherlands, Hutchison Whampoa; Motorola, Lockheed Martin, and others.

Amongst privately held family businesses, Mr. Analjit Singh is the founder of Leeu Collection, a group of leisure boutique hotels in Franschoek, South Africa; The Lake District, UK; and soon to be opened in Florence, Italy. The Leeu Collection also includes a significant presence in the wine and viticulture sector through Mullineux Leeu Family Wines in SA, a four-time winner of 'Platters Winery of the year' over the past 9 years. In addition, the private arm has a substantial investment in Alajmo SpA, Italy and Riga Foods, India.

Mr. Analjit Singh was awarded the Padma Bhushan, India's third highest civilian honour, by the President of India in 2011. An alumnus of The Doon School and Shri Ram College of Commerce, University of Delhi, Mr. Analjit Singh holds an MBA from the Graduate School of Management, Boston University. He has been conferred with an honorary doctorate by Amity University. He also serves as the Honorary Consul General of the Republic of San Marino in India.

Mr. Analjit Singh is the Chairman of the listed companies of Max Group, viz., Max Financial Services Limited, Max India Limited and Max Estates Limited and earlier, the Founder Chairman of Max Life Insurance Company Limited; Max Healthcare; Hutchison Max Telecom; Max Bupa and so on. He also served as a Director on the Board of Sofina NV/SA, Belgium till March 2022 and was the Non-Executive Chairman of Vodafone India till August 2018.

Mr. Analjit Singh was a member of the Founder Executive Board of the Indian School of Business (ISB), India's top ranked B-School and has served as Chairman of the Board of Governors of The Indian Institute of Technology, The Doon School and Welham Girls' School. In addition, he served on the Prime Minister's Indo US CEO and Indo UK CEO Council for over a decade.

He has been felicitated by Senator Hillary Clinton, former US Secretary of State, on behalf of the Indian American Centre for Political Awareness for his outstanding achievement in presenting the international community with an understanding of a modern and vibrant India and for creating several successful joint ventures with leading American companies and promoting business ties with the USA.

He has been honoured with the Ernst and Young Entrepreneur of the Year Award (Service Category) and the Golden Peacock Award for Leadership and Service Excellence. In 2014 he was awarded with Spain's second highest civilian honour, the Knight Commander of the Order of Queen Isabella and the Distinguished Alumni Award from Boston University.



Ms. Tara Singh Vachani
Vice-Chairperson, Max India and Executive
Chairperson, Antara

Ms. Tara Singh Vachani is the Vice-Chairperson of Max India Limited and the Executive Chairperson of Antara Senior Living Limited.

As founder of Antara Senior Care, her vision was to give a new dimension to the senior care space in India. In line with its vision to be the most trusted brand for seniors and their families, Antara has positively impacted over 60,000 lives through its various offerings that cater to the evolving lifestyle and lifecare needs of the elderly. Antara encompasses five verticals – Residences for Seniors, Care Homes, Care at Home, MedCare and Antara AGEasy.

Tara is also the Managing Trustee of Max India Foundation, a role she is extremely passionate about. Max India Foundation plays an active role in the not-for-profit space through grant giving for capacity building in the Education sector and runs a program on Social Emotional Ethical Learning (SEEL) in collaboration with Emory University. Tara is a partner in Learning Matters, which is a dynamic, child-centred education organisation for children, parents and educators. Throughout her journey, Tara remains a dedicated learner and embodies the core values of Max Group, including Sevabhav, Excellence, and Credibility. Her achievements are widely recognised. Tara was named a member of the Young Global Leaders by the World Economic Forum in 2020 and featured as one of the '40 under 40' leaders in The Economic Times in 2018.

Tara has a major in Politics and South Asian Studies at the National University of Singapore, supplemented by courses in Strategy Management at the London School of Economics and Hospitality Business Strategy and Management at Ecole hôtelière de Lausanne, Switzerland. She is an avid traveller who maintains a deep connection with India, driven by her love for family and country. Known for her organizational skills and pursuit of perfection, Tara's interests include reading and theatre, and she is always looking for new experiences. As the youngest child of the renowned business leader and visionary, Mr. Anajit Singh, she is married to Mr. Sahil Vachani and is a proud mother of two daughters.





Mr. Rajit Mehta
Managing Director

Rajit Mehta is the Managing Director of Max India Ltd and provides oversight/advisory for the HR function across the Max Group. He is also the Managing Director and Chief Executive Officer of Antara Senior Living Ltd., a subsidiary of Max India Limited that pioneers the concept of 'Age in Place' by developing senior living communities.

Rajit is the Chairman of the CII task force for Seniors, Co-chair NatHealth senior care vertical and Chairman of ASLI (Association of Senior Living organizations in India). He is also the founding board member of Dementia India Alliance (DIA), a non-profit organization. He is also a Director on the Boards of Sheares Healthcare India Holdings (a Temasek company) and Dr. Lal PathLabs Limited.

As Antara's MD and CEO, Rajit spearheads Antara 2.0 – a rejuvenation strategy that aims to propel the premier senior living organisation towards a new scale of growth and operations. Under his leadership Antara has launched Antara Assisted Care Services comprising Care Homes, Memory Care Homes, Care at Home, Medcare Products and Antara AGEasy platform to provide products and solutions to Seniors for chronic diseases thereby creating an integrated eco-system for seniors.

Previously, Rajit has served as the MD & CEO for Max Healthcare where he led a transformation journey for Max Healthcare through a 5C framework, comprising Care, Clinical Excellence, Cohesion, Commitment and Compliance. He also successfully helped Max Healthcare achieve its vision of being the most admired healthcare

company in India known for clinical and service excellence. Under Rajit's leadership, MHC made two large acquisitions which significantly increased its footprint in NCR. He led the seeding of alternate business models in Home Care, Diagnostics and Oncology Day care, keeping in mind emerging trends and to secure future growth. Under his watch, the company doubled its earnings (EBITDA), revenue and valuation within a 5 year period.

Rajit has also been a founder member of Max Life Insurance and was instrumental in helping Max Life become an admired and profitable Company. During his tenure at Max Life as Chief Operating Officer, he undertook additional responsibilities as the Chief Transformation Officer and provided oversight on execution of key initiatives; designing and implementing new work systems; aligning key stakeholders; rationalising the cost structure to improve profitability; and laying down a comprehensive change management agenda. Rajit has played a strategic role in helping Max Life expand its distribution footprint across India including facilitating a project to "Revamp Sales processes". The project culminated in Rajit co-authoring a book titled "Growth Leadership Practices at Max Life". He was also the co-lead for Project Max Vijay, an innovative retail business model aimed at providing protection and long-term wealth creation opportunities to the underserved segments in India. The initiative was recognized with the Golden Peacock Award at London in September 2008 and Asia Insurance Industry Award – Innovation of the year in Singapore in November 2009.

During his tenure as Chief Operating Officer, Max Life progressed its Quality & Service Excellence journey. This included putting a Service Blueprint in place, implementing a comprehensive outsourcing strategy to impact customer experience and cost and embedding the Max Performance framework in the business.

Rajit mentored the setting up of Max Skill First (MSF), which is now providing learning and skilling solutions to all Max Group companies as well as to a few external organisations in the financial services space.

Prior to Max Life Insurance, he was the Director – Personnel at Bank of America and has also worked with HCL. His total experience spans 3 decades. Rajit is a graduate in Commerce, postgraduate in Human Resources and has also attended an Advanced Management Program at INSEAD – France. He is the recipient of the Chairman's Award at Max Life Insurance.





Mr. Mohit Talwar
Non-Executive Director

Mr. Mohit Talwar is a post-graduate from St. Stephen's College. He brings a wealth of experience of over 40 years in Corporate Finance and Investment Banking. He spent 24 years in Wholesale Banking in Standard Chartered, ANZ Grindlays and Bank of Nova Scotia. Prior to this, he spent almost 6 years with the Oberoi Group.

Mr. Talwar joined Max Financial Services Limited (MFSL) on November 1, 2007, as Director-Business Development. He was appointed as the Deputy Managing Director of MFSL on February 14, 2012. Mr. Talwar was thereafter elevated as the Managing Director of MFSL with effect from January 15, 2016, for a period of five years.

Further, Mr. Talwar was also appointed as the Managing Director of Erstwhile Max India Limited for a period of five years with effect from January 15, 2016. He was also the Vice Chairman of Max Group of companies. During his tenure with the Max Group, he successfully leveraged his relationships with institutional investors, hedge funds, banks and private equity firms and led several complex corporate finance and financial structuring deals to ensure adequate investment and liquidity for the Group's operations.

Given his wealth of experience and the critical matters which are handled by him, the Board of Directors of MFSL engaged him as a Business Advisor to MFSL on completion of his term as the Managing Director of the Company with effect from January 15, 2023.

Mr Talwar is also an avid golfer. He has participated and won several tournaments in India and abroad.



Mr. Pradeep Pant
Independent Director

Mr. Pant is a highly experienced senior business leader. Post his retirement from corporate roles he is now involved in business consulting, education and serves on several board positions. Mr. Pant has over 37 years of experience in the FMCG industry. He is an expert in building businesses in both mature and emerging markets. He has managed a wide range of iconic brands across some of the world's fastest growing and complex emerging markets including China, India, Russia, Turkey, Middle East and ASEAN as well as developed markets like ANZ, Japan, Korea.

Pradeep has a deep understanding of market dynamics and cultural diversity. He has a proven track record and passion for turning organizations around.

In his last corporate role Mr. Pant served as Executive Vice President and President of Asia Pacific (AP) and Eastern Europe, Middle East and Africa (EEMEA) for Mondelez International till end 2013. Mondelez International consists of the global snacking and food brands of the former Kraft Foods Inc and Cadbury. Pradeep served as President, Asia Pacific, since 2008 and then he assumed responsibility for the EEMEA region as well in 2012.

Previously, Mr. Pant was Regional Managing Director for Asia, Africa and the Middle East for Fonterra Brands. He was a member of the Fonterra leadership team as well as the company's global brands marketing group. Prior to Fonterra, he spent 19 years with The Gillette Company working in India, Russia, Turkey and as President Asia Pacific. Mr. Pant has also worked with Nestle, J Walter Thompson and the Tata group.

Mr. Pant is the Founding President of Food Industry Asia (FIA) and now serves as Honorary Advisor to the Council. He was an Advisory Board Member of SMU Lee Kong Chian School of Business 2010-2018 and an Affiliated Faculty, Centre for Marketing Excellence and Dean's Fellow till 2024.

He was on the Supervisory Boards of Royal DSM N.V. Netherlands and continued on the board of DSM Firmenich till May, 2024 after the merger of the two companies. He is a Board member at Max Life Insurance Company, Niva BUPA Health Insurance, Max India and Antara Senior Living. He is also Chairman of Nurasa Pte Ltd, the Asia Sustainable Foods platform wholly owned by Temasek as well as its holding company Nurasa Holdings Pte Ltd.





Ms. Sharmila Tagore
Independent Director

Ms. Sharmila Tagore is a highly experienced senior actor of the Indian Film Industry. She began her career in films in the year 1957, with the internationally renowned film maker Satyajit Ray. She has won National Film Awards and Filmfare Awards for her various performances. The ministry of Culture and Communications of the Government of France had honoured her, in the year, 1999, by making her an “Officer de L’Ordre des Arts et des Lettres” (Officer of the Order of Arts and Letters).

Apart from cinema, she has supported Venu Eye Institute for their contribution to cataract and corneal transplant surgery. She has also worked with UNICEF for HIV and AIDS and infant & maternal mortality issues. Currently she is a trustee of the PSBT (Public Service & Broadcast Trust). She supports socio cultural and communal harmony projects. She works actively for acid survivors and domestic violence victims. In 2013 she was awarded Padma Bhushan by the Government of India.



Mr. Niten Malhan
Independent Director

Mr. Malhan is the founder and partner of New Mark Advisors LLP, an investment firm focused on bringing a private markets approach to investing in the public markets. Prior to founding New Mark Advisors LLP in April 2018, he was the managing director and co-head of India at Warburg Pincus India Private Limited ("Warburg Pincus"), a global private equity firm.

Mr. Malhan joined Warburg Pincus in 2001 and became a partner at the firm in 2007. In 2012, he was appointed the co-head of the India business, co-leading a team of 15 investment professionals and a portfolio of over \$3 billion in value. Between 2012 and 2017, Mr. Malhan was also a member of the global executive management group of the firm, a group of senior partners who lead different offices and industry groups at Warburg Pincus.

Prior to joining Warburg Pincus, he worked as director of business development at Stratum 8, a Silicon Valley technology start-up company. Before that, he was an engagement manager at McKinsey & Company, and worked in the India, South East Asia and Boston offices of the firm.

Mr. Malhan has served as member of the board of directors of several investee companies including Alliance Tire Company, AVTECH, Cleanmax Solar, DB Corp, Diligent Power Private Limited, Embassy Industrial Parks, Havells India Limited, Laurus Labs, Lemon Tree Hotels, Metropolis Healthcare Limited and Sintex Industries Limited.

He currently serves as an Independent Director on the boards of Max Estates Limited, Lemon Tree Hotels Limited, Max India Limited, Antara Senior Living Limited, Antara Purukul Senior Living Limited, Antara Assisted Care Services Limited and Fleur Hotels Private Limited. Mr. Malhan has also served as the vice-chairman of the Indian Venture Capital and Private Equity Association and is a Founder and Trustee of Plaksha University.

Mr. Malhan studied Computer Science & Engineering at Indian Institute of Technology, New Delhi, and completed his Post Graduate Diploma in Management from Indian Institute of Management, Ahmedabad.



Mr. Rohit Kapoor
Independent Director

Mr. Kapoor is the CEO of the Food Delivery and Dineout businesses at Swiggy, which is ranked as one of the top 10 food delivery companies globally.

Before Swiggy, he was the CEO for India and Southeast Asia operations at OYO with additional charge as Global CMO.

Mr. Kapoor was associated with the Max group for 7 years, most notably for 5 years with Max Healthcare where he was on the board as an Executive Director.

Mr. Kapoor spent nearly a decade prior to this with McKinsey & Company, serving clients in India, Singapore, Canada, Malaysia, Thailand, Hong Kong. He had multi-sectoral exposure across banking, insurance, real estate and education. He also co-led recruitment for McKinsey & Company at IIMs and ISBs.

Mr. Kapoor is an alumnus of Indian School of Business, where he was ranked amongst the top 5 students and was the best all-round student of the year. Rohit was recognised as one of ISBs most influential alumni in the book - ISB Portraits. Rohit is also Certified Chartered Financial Analyst (CFA Institute, USA).



Dr. Ajit Singh
Independent Director

Dr. Singh is the Managing Director and Partner at Artiman Ventures, focused on early-stage technology and life science investments, with \$1.2 Billion assets under management. He is on the board of directors of Artiman portfolio companies in healthcare and life sciences. Additionally, he serves as the Chairman of the Board of Directors of Sofie Biosciences, Summer Bio and Chronus Healthcare, and as a Director on the Board of Directors of Harbinger Health, Artidis AG and Leo Cancer Care.

Dr. Singh is an Adjunct Professor in the School of Medicine at Stanford University. He is also a member of the Board of Trustees of American Association for

cancer Research (AACR) foundation, the oldest and the largest cancer research organization globally. In the past, Ajit has served as a Senior Advisor to the Board of Trustees of Tata Trusts and as a Lead Director on the Board of Directors of Max Healthcare.

Prior to joining Artiman, Dr. Singh was the President and CEO of Biolumagene, a digital pathology company specializing in Cancer Diagnostics which was acquired by Roche. Before Biolumagene, Dr. Singh spent nearly twenty years at Siemens in various roles, most recently as the global Chief Executive Officer of the Digital Imaging Systems business of Siemens Healthcare, based in Germany. From 2001-2006, Dr. Singh was the President and CEO of the Siemens Oncology Care Systems, with global headquarters in Concord, California. Between 1996-2001, Dr. Singh held the positions of Group Vice President of Siemens e-Health and Vice President of Siemens Health Services based in Princeton, NJ, where he led the company's Healthcare IT business and Consulting Practice. Before transitioning to these business responsibilities, Dr. Singh spent several years in R&D and academia. From 1989-1995, he was at Siemens corporate Research in Princeton, responsible for research in the areas of artificial intelligence, robotics, computer vision and image analysis. During this time, he concurrently served on the faculty at Princeton University.

Dr. Singh has a Ph.D. in Computer Science from Columbia University, a master's degree in Computer Engineering from Syracuse University and a bachelor's degree in Electrical Engineering from Banaras Hindu University, India. He has published two books and numerous refereed articles and holds five patents.



STRATEGIC REVIEW

Letter to Shareholders



Our country took a big economic leap during fiscal year 2023-24 registering a GDP growth of 8.2% surpassing all market estimates. Robust private consumption, government-led infrastructure spending, increased private sector investments in manufacturing and financial services fuelled this growth trajectory.

Analjit Singh
Founder & Chairman

India's senior care industry, too, is experiencing rapid growth, which is being fuelled by key factors like, rise in life expectancy, rise in adoption of nuclear family structures, growing disease burden, and a shift in seniors' mindsets especially post-Covid wherein a larger cohort of financially independent and educated senior citizens want to enjoy a blend of life care and lifestyle products/services.

Tara Singh Vachani
Vice-Chairperson



Antara has forayed into the South India market by expanding its footprint in Bengaluru and Chennai. This will help Antara tap into mature and larger markets in senior care. Antara's focus is to create an integrated ecosystem of care for seniors, encompassing residences for seniors, assisted care facilities, and products and services that help seniors manage chronic conditions.

Rajit Mehta
Managing Director

Dear Shareholders,

Greetings!

The past year was marked by a heightening of geo-political tensions across many countries resulting in fluctuating global markets and supply chain disruptions. India continues to demonstrate sustained momentum registering robust economic growth despite the international challenges. This year will also witness two billion people across nations voting for and electing new governments making this the largest election year in the history. This will certainly imply recalibration of global political dynamics. However, our country's robust policy framework, with the fundamentals put in place like the Goods and Service Tax and the Digital Stack, has enabled inclusive growth reforms in several sectors. This will play a pivotal role in navigating a challenging environment and emerging stronger.

Our country took a big economic leap during fiscal year 2023-24 registering a GDP growth of 8.2% surpassing all market estimates. Robust private consumption, government led infrastructure spending and increased private sector investments in manufacturing and financial services fuelled this growth trajectory.

The future looks promising as well. Forecasts for the upcoming years indicate that growth will continue, with estimates ranging from 6.5 to 6.75%. The government's emphasis on manufacturing, digital transformation, and talent development is paying

off. Furthermore, India is now at the forefront of technical innovation because of the country's digital payment revolution, which is being driven by platforms like UPI.

India's senior care industry, too, is experiencing rapid growth, which is being fuelled by key factors like, rise in life expectancy, rise in adoption of nuclear family structures, growing disease burden, and a shift in seniors' mindsets especially post-Covid wherein a larger cohort of financially independent and educated senior citizens want to enjoy a blend of life care and lifestyle products and services. Entry barriers are quite low in a few

segments like home-care services, and new market entrants are expected to continue to enter this segment. The Indian health tech market, too, has grown more than 2.5x and is estimated to be 4-5\$bn dollars now. And, with demand rising for gadgets and wearables for seniors such as remote patient monitoring, devices and assistive technology products, the industry is definitely poised for growth in the next few years, attracting significant domestic and international investments.

As of 2023, India has over 130 mn+ seniors, which is projected to reach over 300 mn+ by 2050 (one of the fastest-growing demographic segments). It is

India has over 130 mn+ seniors now, which is projected to reach over 300 mn+ by 2050 (one of the fastest-growing demographic segments). It is estimated that today ~27 million Indian seniors need specialized healthcare, and this number will continue to grow overtime. The market for specialised residential offerings for seniors in India is expected to reach around \$12 billion by 2030, up from its current size of \$2-3 billion, indicating a 5x growth in sector size.

estimated that today ~27 million Indian seniors need specialized healthcare, and this number will continue to grow overtime. The market for specialised residential offerings for seniors in India is expected to reach around \$12 billion by 2030, up from its current size of \$2-3 billion, indicating a 5x growth in sector size. The demand for senior housing is expected to increase significantly, with 18-20 lakh units required in the current scenario and growing by over 50% in the next 5-6 years. Of these, currently, 20,000 units are supplied by players in India's organized sector, representing a 1% penetration rate in the market. This is a sharp contrast to the almost 6-7% penetration in developed nations like the US, UK and Australia, highlighting the immense headroom in India for more participation of senior living players.

The Indian senior care market as a whole is estimated to be ~₹85,000 crore (\$11 billion) in 2024. The key areas comprise senior living residences, assisted living, memory care, care at home, products and devices online financial services and concierge and companionship services.

Today Max India comprises Antara Senior Living and Antara Assisted Care Services. The organisation aspires to build multiple communities and care facilities across different regions of India, creating a comprehensive and integrated senior-care ecosystem. The Company has outlined a five-year vision for Antara following its initial success, where it intends to enter other geographies in addition to deepening its presence

The senior living industry, despite being in its early stages in India, has seen the entry of many players in recent years. Therefore, it is likely to become highly competitive in the short to medium term. Antara competes with numerous other companies with similar offerings and in general, barriers to entry are not very high and new market entrants are expected to continue to enter the segment. However, Antara is uniquely placed to offer an integrated care ecosystem for seniors given Max group's legacy of Healthcare, Infrastructure, and Hospitality.

in Delhi-NCR. The vision involves creating 8 to 10 residential communities, launching 2,000+ beds in Care Homes, strengthening the Care-at-Home services portfolio, and expanding Antara AGEasy - the online and offline store focussed on senior specific products and solutions to manage chronic health conditions.

Taking a step towards this vision, Antara has forayed into the South India market by expanding its footprint in Bengaluru and Chennai. This will help Antara tap into mature and larger markets in senior care. Antara's focus is to create an integrated ecosystem of care for seniors, encompassing residences for seniors,

assisted care facilities, and products and services that help seniors manage chronic conditions.

In FY24, all units were sold out in Dehradun and Noida Phase I. Antara Purukul continues to be cash and PBT positive with Cash surplus ~ ₹125 crores as of Mar'24. In Noida community, cumulatively sales collection since inception is ₹342 crores, which is 36% growth over last year. Construction for all three towers in the Noida community is proceeding as scheduled, with interior work now underway. Phase I is expected to be completed by March 2025.

In new markets, a Management Agreement has been finalized with Max Estates for Gurugram project, expected to launch by Q2 FY25. This will be India's first intergenerational project, featuring 292 units across 0.72 million square feet for senior living.

The company is in advanced discussions for new projects and is exploring growth opportunities in other geographies, such as in Chandigarh, Bangalore, Hyderabad, Chennai, among others.

Now shifting focus to Assisted Care Services (AACS), in FY24, AACS, has shown tremendous growth, the company expanded to Bangalore and Chennai, launched a new business line – Antara AGEasy, and achieved the highest revenue ever for Care at Home and Medcare vertical. In its inception year, Antara AGEasy launched products and solutions for 3 conditions and served 26,000 customers. AACS net revenue increased by 55% to ₹25 crores in FY24, up from ₹16 crores last year. The care homes net revenue was ₹5.5 crores in FY24, which grew by 39% compared to last year, adjusting for the revenue of inoperative care homes. Care at Home achieved the highest ever revenue of ₹9.3 crores in FY24, a growth of 53% over FY23, led by high-margin service offering and expansion into

new geographies. MedCare achieved the highest-ever net revenue of ₹7.8 crores in FY24, growth of 1.3x year-on-year. Antara AGEasy, the new vertical, launched in August last year, scaled up revenues to ₹2.5 crores in FY24, and with an ARR of ₹6 crores within 6 months of launch.

The senior living industry, despite being in its early stages in India, has seen the entry of many players in recent years. Therefore, it is likely to become highly competitive in the short to medium term. Antara competes with numerous other companies with similar offerings and in general, barriers to entry are not very high and new market entrants are expected to continue to enter the segment. However, Antara is uniquely placed to offer an integrated care ecosystem for seniors given Max group's legacy of Healthcare, Infrastructure, and Hospitality.

Coming to Consolidated Financials, FY24 consolidated revenue stands at ₹195 crores with a consolidated EBITDA loss at ₹34 crores. The consolidated net worth for FY24 is ₹492 crores with total asset value at ₹684 crores. The

company remains well-capitalized to pursue growth with treasury and other monetizable assets valued at ₹435 crore as of March 2024.

In January 2024, Antara Senior Care has been certified as a "Great Place to Work" by Great Place to Work India.

Antara aspires to understand and respond to the evolving needs and desires of seniors through a blend of lifestyle and lifecare offerings delivering a comprehensive seamless experience. We aim to create a loved and trusted brand for seniors and their families by helping them to improve and enrich their quality of life.

With all good wishes and gratitude for your support and guidance!

Analjit Singh

Founder & Chairman

Tara Singh Vachani

Vice-Chairperson

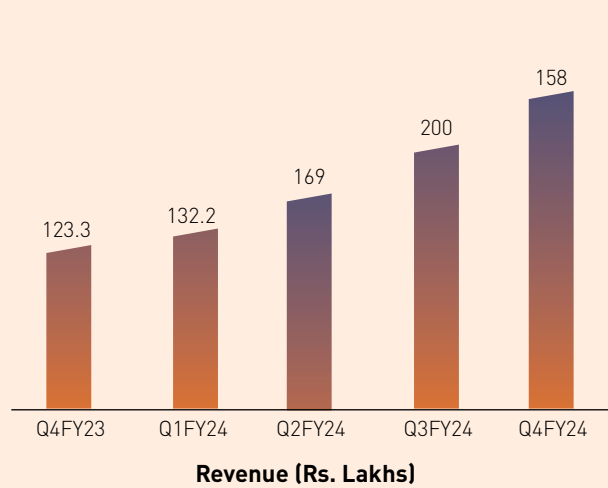
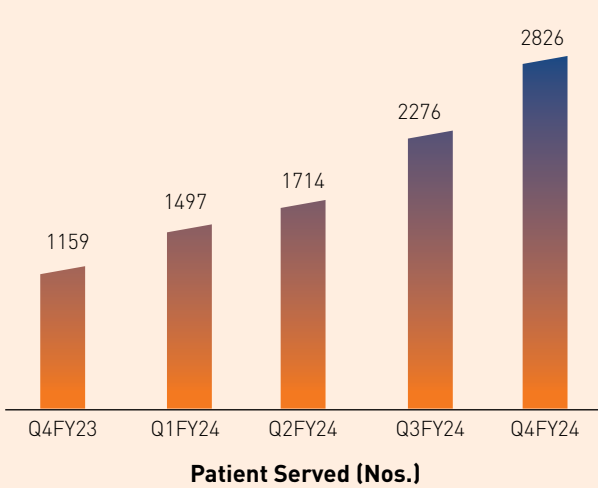
Rajit Mehta

Managing Director

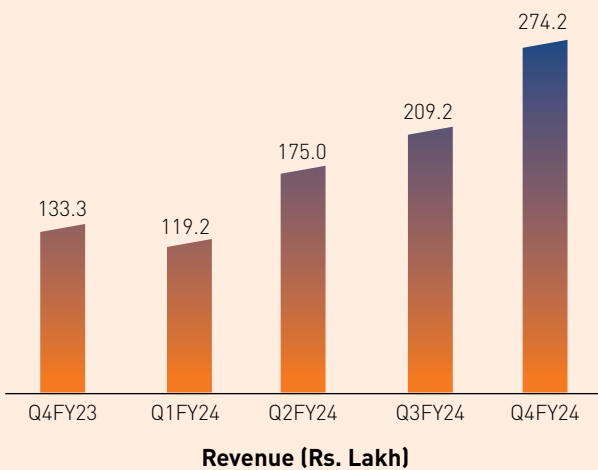


BUSINESS REVIEW

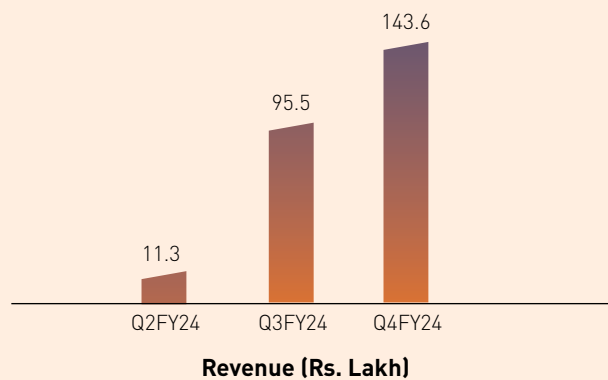
CARE AT HOME



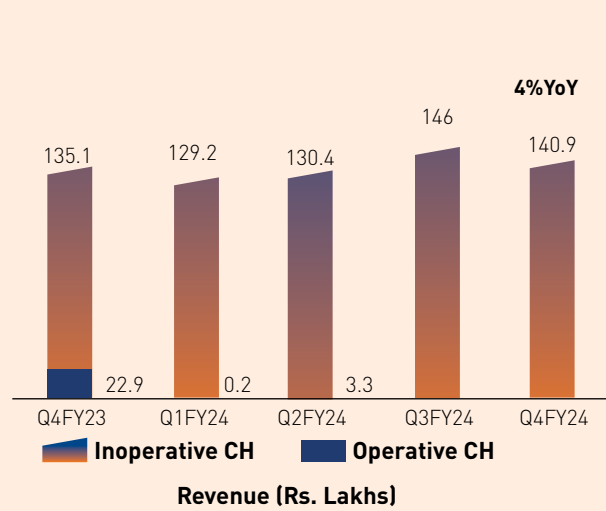
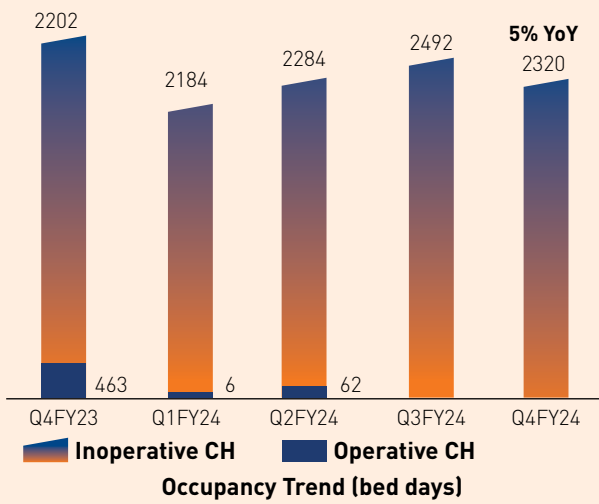
MedCare



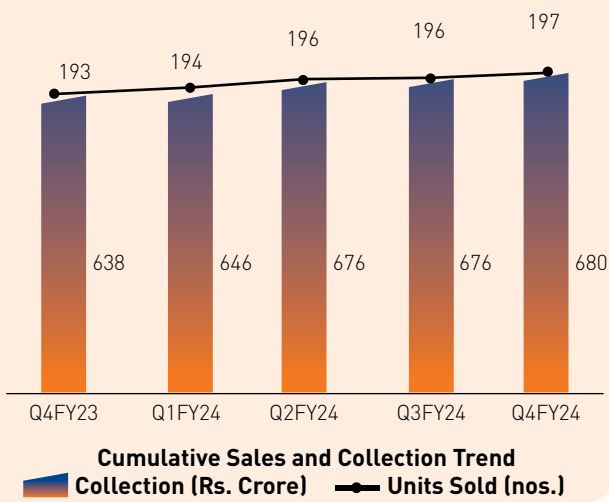
Antara AGEasy



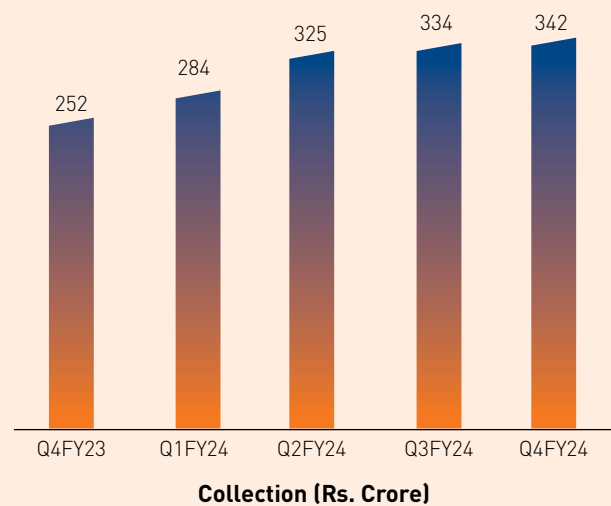
CARE HOMES



Antara Senior Living - Dehradun




Antara Senior Living - Dehradun



*Cumulative



The page features a white background with a large orange circle on the left side, partially cut off by the edge. Below the circle, there is a light orange triangle pointing downwards. The text is positioned to the right of the circle.

MANAGEMENT DISCUSSION & ANALYSIS



India experienced a significant economic boost with a GDP growth of 8.2%, surpassing market expectations. This growth was driven by strong private consumption, government-led infrastructure investments, and increased private sector involvement in manufacturing and financial services

RAJIT MEHTA
MANAGING DIRECTOR

Management Discussion & Analysis - Max India Limited

INDIAN ECONOMIC OUTLOOK

Over the past one year, rising geopolitical tensions have led to unstable global markets and disrupted supply chains. However, despite the international challenges, India has continued to show strong economic growth. During the fiscal year 2023-24, India experienced a significant economic boost with a GDP growth of 8.2%, surpassing market expectations. This growth was driven by strong private consumption, government-led infrastructure investments, and increased private sector involvement

in manufacturing and financial services.

The Government on its part pursued a strategy to spur growth and presented a growth-oriented, non-inflationary budget with a focus on capital expenditure and job creation. The government adhered to the fiscal glide path of achieving a 4.5% fiscal deficit in FY26, thereby ensuring commitment towards long-term macro-stability.

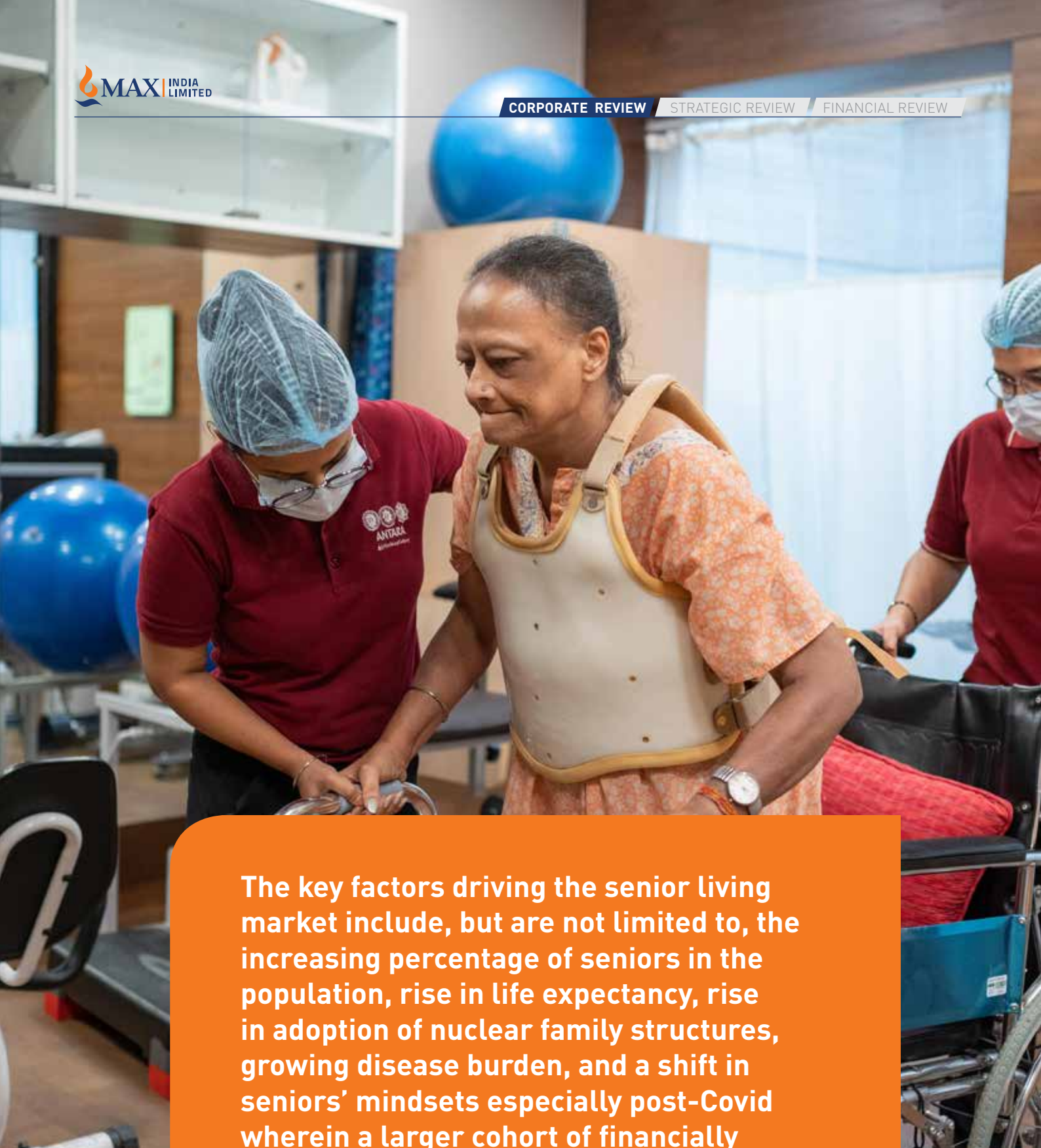
India is expected to be one of the world's fastest growing major economies by the end of 2024 as well. According to the International

Monetary Fund (IMF), India's GDP is expected to grow by 7% in 2024-25 encouraging and attracting foreign investment. Post pandemic, the economy has only grown with gradual uptick in manufacturing and consumption.

India is the 5th largest economy in the world by nominal GDP and the 3rd largest by purchasing power parity (PPP). The country's economy has undergone major changes in recent years due to the shift to a service-oriented economy and increased integration with the global economy.



Looking forward, the outlook remains positive, with growth forecasts for the coming years too. The government's focus on manufacturing, digital transformation, and talent development is yielding results. And as we move into a new fiscal year, India remains on the growth path, with recovery expected in agriculture, manufacturing, and service sectors.



The key factors driving the senior living market include, but are not limited to, the increasing percentage of seniors in the population, rise in life expectancy, rise in adoption of nuclear family structures, growing disease burden, and a shift in seniors' mindsets especially post-Covid wherein a larger cohort of financially independent and educated senior citizens wanting to enjoy a blend of lifecare and lifestyle products/services.



Looking forward, the outlook remains positive, with growth forecasts for the coming years too. The government's focus on manufacturing, digital transformation, and talent development is yielding results. And as we move into a new fiscal year, India remains on the growth path, with recovery expected in agriculture, manufacturing, and service sectors.

SENIOR LIVING INDUSTRY OUTLOOK

The senior living industry in India is a rapidly growing sector that caters to the housing and various care needs of the aging population. As the country's demographics shift with an increasing number of elderly individuals, there is a growing demand for specialized

senior living communities, products and services. Senior living, as an industry category, is witnessing a rapid growth with the existing players trying to step up and develop high-value products to take on the competition of new players in the segment.

The key factors driving the senior living market include, but are not limited to, the increasing percentage of seniors in the population, rise in life expectancy, rise in adoption of nuclear family structures, growing disease burden, and a shift in seniors' mindsets especially post-Covid wherein a larger cohort of financially independent and educated senior citizens wanting to enjoy a blend of lifecare and lifestyle products/services.

Senior living, as an industry category, is witnessing a rapid growth with the existing players trying to step up and develop high-value products to take on the competition of new players in the segment.





The senior living industry in India is still evolving and maturing compared to more developed markets. However, there is a growing awareness of the need for specialized senior care services, and both domestic and international companies are investing in the sector.

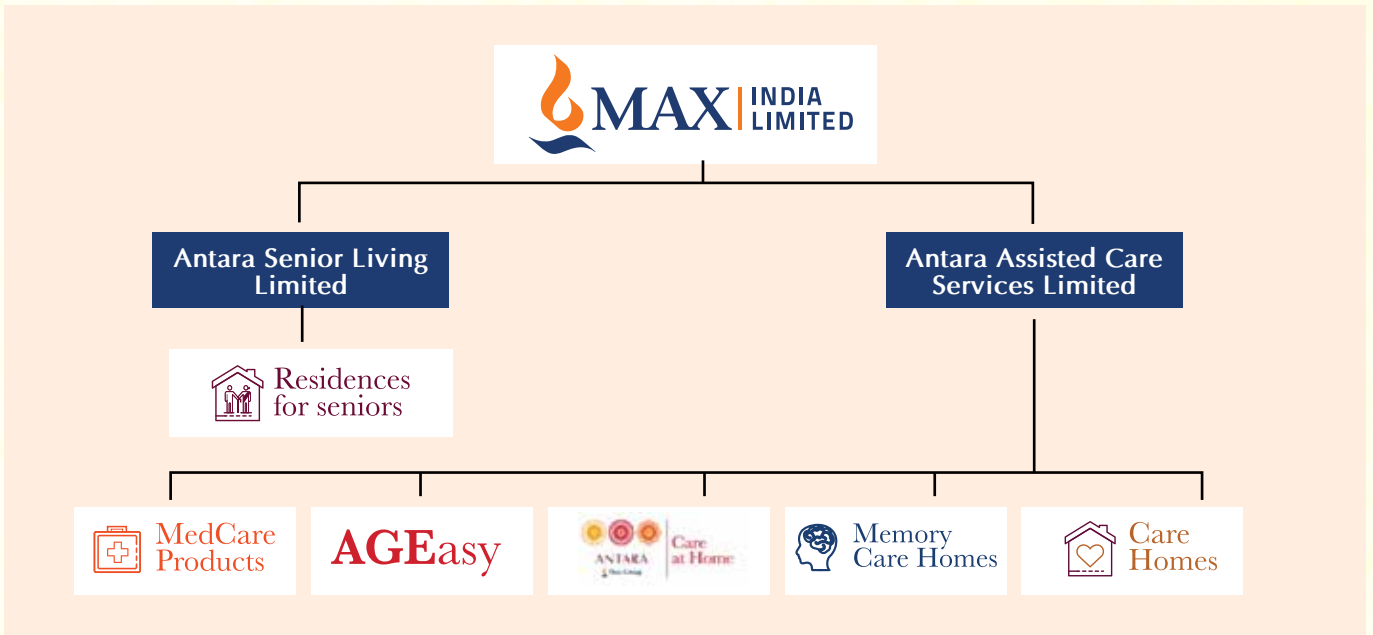
As of 2023, India has over 130 mn+ seniors which is projected to reach over 300 mn+ by 2050 (one of the fastest-growing demographic segments). It is estimated that today ~27 million Indian seniors need specialized medical care, and this number will continue to grow overtime. The senior living market in India is expected to reach around \$12 billion by 2030, up from its current size of \$2-3 billion, indicating a 5x growth in sector size. The demand for senior housing is expected to increase significantly, with 18-20 lakh units required in the current scenario and growing by over 50% in the next 5-6 years. Of these, 20,000 units currently are supplied by players in India's organized sector, representing a 1% penetration rate in the market. This is a sharp contrast to the almost 6-7% penetration in developed nations like the US, UK and

Australia, highlighting the immense headroom in India for more participation of senior living players.

The Indian senior care market is estimated to be ~₹85,000 crore (\$11 billion) in 2024. Key areas include Home Care services, which is the most popular segment due to affordability and familiarity, and Assisted Living, which is a fast -growing segment driven by occupancy efficiencies and services income with a growing focus on complex medical needs.

The senior living industry in India is still evolving and maturing compared to more developed markets. However, there is a growing awareness of the need for specialized senior care

services, and both domestic and international companies are investing in the sector. New entrants are also coming up with new models of tech based remote care/emergency support services, assisted living, portals for second innings employment opportunities and online communities based on interests/hobbies. Some state governments have also started to formulate some policies to facilitate entrepreneurship in this sector. As the demand for senior care options continue to rise, it is expected that the industry will witness further growth and innovation in the coming years.



ABOUT THE COMPANY


Max India Limited is the holding company of Max Group’s Senior Care business i.e. Antara Senior Living Limited (Residences for Seniors) and Antara Assisted Care Services Limited (Care Homes, Care at Home, MedCare and Antara AGEasy). Max India’s investors list includes, among others, Habrok Capital, TVF, Nomura, Ullhas Paymaster, Rohit Lala, Ritesh Oswal, Chetan Jayantilal Shah, Porinju Veliyath, Value Prolific and Aionios Alpha.

Its philosophy is an extension of the Max Group’s fundamentals of sevabhav, credibility and excellence.

In 2013, Antara launched its first residential community in Dehradun. All units have been leased out at the first community, and it continues to be cash and PBT positive. It’s a vibrant and buzzing community with 189 apartments out of 197 handed over for possession, over 180

In 2013, Antara launched its first residential community in Dehradun. All units have been leased out at the first community, and it continues to be cash and PBT positive.





Max India is the holding company of the Group's Senior Care business. Antara – an integrated service provider for all senior care needs – operates two main business verticals, Residences for seniors under a wholly owned subsidiary namely Antara Senior Living (Residences for Seniors) and all products and services under another wholly owned subsidiary Antara Assisted Care services.

residents enjoying Antara's comprehensive services in a safe, secure, calm, and serene environment. This is reflected in the high resident satisfaction scores which consistently have been 90%+.

In 2020, Antara launched its second community in Sector-150, Noida. With 340 apartments in its first phase of development, 100% of the inventory has been sold as of

Mar'23. Catering to the social, recreational, educational, wellness, and health-related needs of seniors, this community is expected to be ready for possession by 2025.

Antara's Assisted Care Services include 'Care Homes', 'Care at Home', 'MedCare' products and 'Antara AGEasy'. This line of business caters to seniors, who need more immersive interventions in their daily lives

due to medical or age-related issues. Starting with its first facility in Gurugram, Antara expand its offerings in NCR. The Care Homes provide long-term care to seniors who require constant care and supervision, and short-term care services for the recuperation of seniors. In FY24, AACS has shown tremendous growth Antara and expanded to Bangalore and Chennai, launched a new business line – Antara AGEasy,

and achieved the highest revenue ever in Care at Home and Medcare vertical. In its inception year, Antara AGEasy launched products and solutions for 3 conditions.

Antara's strategic shift towards becoming an integrated service provider for all senior care needs will allow it to cater comprehensively to the evolving requirements and aspirations of seniors through a blend of lifecare and lifestyle offerings, delivering a complete and seamless experience.

CORPORATE DEVELOPMENTS

We are pleased to report that in the past fiscal year, significant strides have been made towards integrating energy management across all functions of our company and its subsidiary Companies. Recognizing the importance of sustainability and efficiency, we have embarked on a journey to streamline our energy usage and optimize operations.

A key milestone achieved during this period was the consolidation of our corporate office to a single location in Gurugram at Landmark House, Plot No- 65,

Sector- 44, Gurugram. This strategic decision was made with the aim of fostering collaboration and synergy among all our entities. By bringing together our teams under one roof, we have enhanced communication, coordination, and the sharing of best practices related to energy efficiency.

FINANCIAL HIGHLIGHTS

Max India is the holding company of the Group's Senior Care business. Antara – an integrated service provider for all senior care needs – operates two main business verticals, Residences for seniors under a wholly owned subsidiary namely

Antara Senior Living (Residences for Seniors) and all products and services under another wholly owned subsidiary Antara Assisted Care services.

On a consolidated basis, results were better than expected across all business verticals in FY24. The company is well-capitalized to pursue growth, holding treasury and other monetizable assets of ₹435 crores as of Mar'24 end. In FY24, it reported revenue of ₹195 crores, and an EBITDA loss of ₹34 crores in FY24 as compared to a gain of ₹12 crores in the previous year. This shift is attributed to increased expenses related to strategic growth initiatives,

On a consolidated basis, results were better than expected across all business verticals in FY24. The company is well-capitalized to pursue growth, holding treasury and other monetizable assets of ₹435 crores as of Mar'24 end. In FY24, it reported revenue of ₹195 crores, and an EBITDA loss of ₹34 crores in FY24 as compared to a gain of ₹12 crores in the previous year.





In new markets, a Management Agreement has been finalized for Gurugram, with the project set to launch in Q2 FY25.



including expanding bed capacity, entering new markets, and scaling up Antara AGEasy.

The key financial ratios of Max India for FY 2024 with comparatives for FY 2023 are covered under the notes to standalone financial statements, forming part of this Annual Report.

BUSINESS-WISE OVERVIEW:

The response to the upcoming community in Sector 150, Noida, has been outstanding. Last year, the project achieved cumulative sales of 340 units, sold 100% of its Phase-I inventory, and collected a total of ₹342 crore by the end of FY 2024, with annual sales collections of ₹90 crore in FY 2024. Construction for all three towers in the Noida community is proceeding as scheduled, with interior work now underway. Phase I is expected to be completed by March 2025.



In new markets, a Management Agreement has been finalized for Gurugram, with the project set to launch in Q2 FY25. This will be India's first intergenerational project, featuring 292 units across 0.72 million square feet for Senior Living. The Company is aggressively finding opportunities in other geographies.

Antara Assisted Care Services Limited (AACSL): In FY24, Antara expanded its AACS services to the South of India, launching Care-at-Homes and MedCare services in Bangalore and Chennai. Also, it launched Antara AGEasy — an offline and online store of products and services to help seniors manage chronic conditions enabling them to age with ease and joy.

There is strong endorsement for our brand and offering by customers, employees and partners. Our customer satisfaction scores across all business verticals continue to be healthy; 93% for Care Homes and Care at Home, 95% customer satisfaction for MedCare. For Dehradun community, resident satisfaction scores continue to be high at 90%.



Antara AGEasy, the new vertical, launched in August last year, the revenue scaled up to ₹2.5 crores in FY24, and with an ARR of ₹6 crore within 6 months of launch.

Overall net revenue of AACSL grew 55% to ₹25 crore in FY 2024 from ₹16 crore in FY 2023.

Care Homes net revenue increased by 39% to ₹5.5 crore in FY 2024, adjusting for the revenue of inoperative care homes.

Care at Home, net revenue increased by 53% to ₹9.3 crore in FY 2024 from ₹6.1 crore in FY 2023

MedCare, net revenue increase by 1.3x to ₹7.8 crore in FY 2024 from ₹3.5 crore in FY 2023

In January 2024, Antara Senior Care has been certified as a 'Great Place to Work' by Great Place to Work India.

HUMAN RESOURCES

As of March 31, 2024, Max India employed a total of 20 permanent staff members. Throughout the fiscal year, Max India remained dedicated to fostering robust corporate governance, nurturing a diverse work culture, and cultivating a pool of talented and motivated professionals. This commitment was upheld through innovative approaches to employee learning and development.

The company implemented various initiatives aimed at talent management, including in-house training programs and sponsorship opportunities for employees to participate in external training and career development activities, all aimed at enhancing their functional and managerial competencies. In the fiscal year 2024, Max India collaborated with Harappa Learning Private Limited to deliver specialised training sessions for the senior leadership team, focusing on cultivating inspirational leadership qualities. Furthermore, similar training sessions for leaders across the entire Max Group was organised featuring renowned leadership coach and author Robin Sharma, with active participation from senior leaders within Max India Limited.



Max India maintains an adaptable organisational structure, characterised by fluidity and agility, facilitating effective communication to ensure alignment with overarching business objectives and strategies.





During this period, Max India also engaged in benchmarking exercises for Employee Stock Ownership Plans (ESOPs) in collaboration with Deloitte, further underlining the company's commitment of ensuring competitive compensation and benefits structures for its employees.

Max India maintains an adaptable organisational structure, characterised by fluidity and agility, facilitating effective communication to ensure alignment with overarching business objectives and strategies. This structure enables swift responses to changing market dynamics and fosters a cohesive environment conducive to achieving collective success.


An ageing population, along with a growing middle class and enhanced life expectancy, will boost the demand for allied health care services in India, which is expected to gravitate towards wellness and preventive services. Additionally, an increase in the prevalence of lifestyle or chronic diseases, coupled with higher purchasing capacity, will enhance the demand for specialized senior care.



OUTLOOK

The senior living industry, despite being in its early stages in India, has seen the entry of many players in recent years. Therefore, it is likely to become highly competitive in the short to medium term. Antara competes with numerous other companies with similar offerings and in general, barriers to competitive entry are not very high and new market entrants are expected to continue to enter the segment. Though Antara is uniquely placed to offer an integrated care eco system for seniors given Max group's legacy of Healthcare, Infrastructure, and hospitality.

As per a 2019 estimate by global consulting firm McKinsey & Co., 17% of the seniors in India are living alone as the ratio of care givers to seniors is very low. The largest spend done by elders is on healthcare – a household comprising seniors spends three-four times more than the households with a younger age profile. Among senior citizens, 5% suffer with dementia, 7% are immobile in urban areas and 30% need dedicated post-operative care. Unfortunately, the incidence of loneliness in seniors is growing with, one in every two senior citizens suffering from loneliness.



As per a 2019 estimate by global consulting firm McKinsey & Co., 17% of the seniors in India are living alone as the ratio of care givers to seniors is very low. The largest spend done by elders is on healthcare – a household comprising seniors spends three-four times more than the households with a younger age profile.



Currently, India has a population of 120 million that is already 60 years and above in age. It is the fastest-growing age segment and will comprise 10% of total population in India by 2025.

An ageing population, along with a growing middle class and enhanced life expectancy, will boost the demand for allied health care services in India, which is expected to gravitate towards wellness and preventive services. Additionally, an increase in the prevalence of lifestyle or chronic diseases, coupled with higher purchasing capacity, will enhance the demand for specialized senior care.

The advantage of home healthcare over the conventional models of care such as hospitals and nursing homes is that it saves on costs of real estate and infrastructure. Effectively, the home healthcare model operates at 15%-30% reduced costs in comparison with hospital expenses for similar care.

It is estimated home healthcare has the potential to replace up to 65% of the unnecessary/less serious hospital visits in India thereby reducing the overall hospital costs by 20%. In 2020, the Indian home health care market was valued at approximately \$6.2 billion. It is expected to grow at a CAGR of 19.2% and reach \$21.3 billion by 2027.




Lastly, medical devices represent a sunrise sector of the burgeoning Indian economy. With relatively lower barriers to entry compared with other industries and sectors, the size of the Indian medical devices market is estimated at \$11 billion, which is expected to grow to \$50 billion by 2025. The existing trend of growth in the medical devices sector shows a steady rise at a CAGR of 15% over the last three years.

Currently, India is the 4th largest medical devices market in Asia after Japan, China, and South Korea. Globally, it features among the top 20 markets.

Currently, India has a population of 120 million that is already 60 years and above in age. It is the fastest-growing age segment and will comprise 10% of total population in India by 2025.

The Company has taken a major step towards transforming the organization, where it plans to build 8 to 10 communities and residences for seniors and about 2000+ beds of Care Home, Memory Care Homes across North, West, and South clusters in the next five years to create a complete ecosystem for seniors. An integrated plan is the way forward to leverage the untapped potential of the senior care industry.



Antara endeavors to create an integrated care eco-system for seniors comprising; Residences for seniors for those who want to live independently in a safe and secure environment in the company of like- minded people, Care Homes/Memory care home for seniors who need more immersive interventions and help in daily activities of life and an online/offline store of products & solutions helping seniors manage chronic conditions.

RAJIT MEHTA
MANAGING DIRECTOR & CEO



ANTARA

Max Group



ANTARA



Management Discussion & Analysis - Antara


INTRODUCTION

Antara was conceptualized in 2010 with the core philosophy of genuine spirit of care, an acute eye for detail and with a dream of becoming the most admired brand for seniors and their families. The inspiration for Antara came from its parent group, Max, and its values of 'sevabhav' (service-oriented nature), credibility, and excellence.

The name Antara is derived from the Sanskrit word "Antar" meaning 'the difference', signifying the brand's commitment to make a difference in the lives of seniors and enhancing their quality of life. The logo of Antara features three mandalas, representing the mind, body, and soul, symbolizing harmony in the cosmos.

ANTARA SENIOR LIVING

At Antara we want our seniors to look at life as they get older as a new beginning to a hassle-free life, in the care, safety and security of our expert team. The endeavor is to create an environment where seniors can reflect, reconnect with themselves, and enjoy the company of like-minded individuals.





The offerings provided by Antara are carefully designed to address the evolving needs of seniors, the challenges of coordinating daily medical assistance, and the lack of personalized care. The brand's value proposition revolves around trust-based care for senior citizens, built on six pillars of wellness: Physical, Holistic, Social & Emotional, Intellectual & Occupational, Environmental, and Spiritual.


Drawing on its unique endowment and lineage of healthcare, insurance, hospitality, and real estate, Antara aims to create a platform that offers a range of lifecare, lifestyle, and hospitality services tailored

to improve and enrich the lives of seniors.

Antara's vision is to become the most loved and trusted brand for seniors and their families, by helping these seniors improve and enrich their quality of life. To achieve this vision, Antara is committed to understanding and responding to the evolving needs and desires of seniors through a comprehensive and seamless blend of life care and lifestyle offerings.

Antara endeavors to create an integrated care eco-system for seniors comprising; Residences for seniors for those who want to live independently in a safe and secure environment in the company of

like-minded people, Care Homes/ Memory care home for seniors who need more immersive interventions and help in daily activities of life and an online/offline store of products & solutions helping seniors manage chronic conditions. This financial year, Antara expanded its geographical footprint into South of India, launched Antara AGEasy – a D2C online and offline store, focused on Senior specific products and solutions to manage chronic health conditions, and made significant progress across all business verticals. The spirit of 'sevabha' remains at the core of all our offerings, ensuring a focus on service, and care for seniors and their families.



The Antara Dehradun Community offers a wide range of services to its residents. These services include tailor-made engagement activities, nutritionally assisted cuisine, proactive and preventive health/wellness activities, resident concierge services, safety and security measures, housekeeping, IT infrastructure and support, access to a gym, senior citizen-friendly architecture, an all-weather pool, therapies, and a salon.



ANTARA DEHRADUN

Antara Purukul is the flagship project of Antara, situated on a sprawling 14-acre green landscape in Dehradun. It is a luxurious and fully integrated community designed to cater to the safety, wellness, and lifestyle needs of individuals aged 55 and above. The aim is to provide a better life for the residents of Antara through a combination of unique location, thoughtful design, curated community, and holistic well-being.

The Antara Dehradun Community offers a wide range of services to its residents. These services include tailor-made engagement activities, nutritionally assisted cuisine, proactive and preventive health/wellness activities, resident concierge services, safety and security measures, housekeeping, IT infrastructure and support, access to a gym, senior citizen-friendly architecture, an all-weather pool, therapies, and a salon. To ensure the well-being of the residents, Antara Dehradun has a dedicated team of more than 200 members who take care of their needs.

The myriads of services include Care Homes - assisted living for seniors, Memory Care Homes – holistic facility for Dementia care, Care at Home – health care services at home, MedCare Products - medical equipment and products and Antara AGEasy - an online and offline store, focused on Senior specific products and solutions to manage chronic health conditions.

ANTARA NOIDA

Antara Noida is the second community launched by Antara, located in Sector 150, Noida. Drawing from the learnings of the Dehradun community, Antara has curated a commune of independent residences in an urban setting which are competitively priced while maintaining its vision of providing a high quality of life for residents. .

Antara has partnered with Contend Builders for the development of Antara Noida. The project enjoys several unique advantages, including its location in one of the most promising and sought-after areas, proximity to the capital, well-connected roads, and fully finished

residences at reasonable prices. The apartments at Antara Noida are designed with the specific needs of seniors in mind, featuring amenities such as panic alarm buttons, anti-skid tiles, wheelchair accessibility, broader doors and windows, and senior-friendly switch ergonomics.

Residents of Antara Noida will have access to round-the-clock primary medical assistance, emergency response systems, and all-day restaurants offering personalized and nutritionally curated meals. The community aims to facilitate interactions among like-minded residents, with state-of-the-art club facilities ensuring their holistic well-being.

Residents of Antara Noida will have access to round-the-clock primary medical assistance, emergency response systems, and all-day restaurants offering personalized and nutritionally curated meals.



CARE HOMES & MEMORY CARE HOMES:

Specialized residential facilities for short & long-term care, pre & post-operative care and memory care, for seniors. After a surgery, recovering patients need specialized post-operative care. We offer an ecosystem specially designed to cater to such needs. Our team of trained care givers are available to look after your family members and offer a host of unmatched nursing, rehabilitation, and caregiving services.

LONG TERM:

Continuous care and assistance in daily living for your elders in a home-like environment.

MEMORY CARE HOME:

Specialised care homes for seniors with dementia offering clinical and wellness solutions, mental stimulation activities, and emergency support

SHORT TERM:

Solutions for clinical assistance and related services with regular monitoring holistic post-operative care. Also helpful for travelling caregivers who need short term care for elders.

REHABILITATION:

Rehabilitation for post-operative care, transition care and other physiotherapy services



ANTARA ASSISTED CARE SERVICES

Our endless quest to re-define care has inspired us to become an integrated care platform for our seniors, offering a wide range of Assisted Care Services that ensure holistic wellbeing and improved quality of life. The myriads of services include Care Homes - assisted living for seniors, Memory Care Homes – holistic facility for Dementia care, Care at Home – health care services at home, MedCare Products - medical equipment and products and Antara AGEasy - an online and offline store, focused on Senior specific products and solutions to manage chronic health conditions. MedCare and Antara AGEasy verticals were merged in the present quarter to create a comprehensive product-led vertical for all senior care needs.

Care at Home: Comprehensive medical care and assistance for seniors, delivered in the comfort of their homes

- Home critical care
- Nursing care giver
- Patient care giver
- Physiotherapy & Rehabilitation
- Home Sample Collection & Diagnostics

Antara AGEasy: An online and offline store, focused on Senior specific products and solutions to manage chronic health conditions.

- Fall Prevention & Detection
- Joint Pain
- Respiratory Rehab

MedCare: A comprehensive range of medical products and equipment readily available for sale or rent. This vertical, post Q1 Y25 have been merged with Antara AGEasy.

- Bathroom accessories
- Respiratory
- Wheelchair
- Rehabilitation
- Walking aids
- Back and Knee Support
- Ankle and Foot Support
- Shoulder, Wrist, Elbow Support
- Wellness & lifestyle

INDUSTRY OUTLOOK

The senior segment is experiencing significant growth in India, becoming the fastest-growing age segment in the country. Over the past six decades, it has grown more than fivefold. By 2025, the population of individuals aged 60 and above is projected to exceed 175 million, accounting for approximately 12% of the total population. This demographic shift necessitates the demand for services that are specifically tailored and curated for this segment.

With improvements in healthcare infrastructure, advancements in technology, and the availability of affordable medical aid, the current life expectancy of 67.5 years is expected to increase to 75.9 years by 2050. This extended lifespan, coupled with higher disposable income and increased productivity among seniors, has led to the acceleration of the global senior consumer market.





According to a report by the Confederation of Indian Industry (CII), the senior care industry in India is estimated to be worth over \$10 billion across various value pools, including home healthcare, assisted living, community living, and products. The industry continues to experience double-digit growth as it caters to the evolving needs of seniors and their families.

Overall, the industry outlook for senior care in India is promising, driven by the growing senior population, increasing life expectancy, and the recognition of the need for specialized services and products tailored to the needs of seniors. The sector presents significant opportunities for innovation and investment as it continues to expand and evolve.

According to a report by the Confederation of Indian Industry (CII), the senior care industry in India is estimated to be worth over \$10 billion across various value pools, including home healthcare, assisted living, community living, and products.

SENIOR LIVING INDUSTRY

The senior living industry in India is experiencing significant growth, with both existing and new players striving to develop high-value products to compete in the market. Several factors are driving this growth:

Increasing Age Group

Population: The country's ageing population is on the rise, leading to a greater demand for senior living options. As life expectancy increases, more individuals are reaching retirement age and seeking suitable housing solutions.

Rise in Adoption of Nuclear

Families: The trend of nuclear families, where elderly parents live separately from their adult children, is growing in India. This shift has created a need for specialised housing options that cater to the unique needs of seniors.



Financially Independent and Educated Senior Citizens: There is a larger cohort of financially independent and educated senior citizens in India. These individuals have higher expectations for their retirement lifestyle and are willing to invest in high-quality senior living facilities.

Growing Medical Needs: With advancing age, seniors often require specialized medical care and support. Senior living communities

provide access to healthcare facilities and services tailored to the needs of older adults, which is a crucial factor driving the demand for such housing options.

Currently, out of the 20,000 senior living units in India, approximately 55% are operational, while the rest are still under construction. The demand for senior living units is estimated to be around 240,000 units, indicating a significant gap between supply and demand. The

cities in southern India, such as Bengaluru, Chennai, Puducherry, and Hyderabad, have a higher concentration of senior living products. These cities offer improved connectivity and the presence of renowned healthcare providers, making them attractive destinations for post-retirement settlement. In addition, cities like Delhi-NCR, Chandigarh, and Dehradun in the northern region are also popular choices for seniors due to their amenities and connectivity.



EVOLVING NEED FOR ASSISTED CARE SERVICES

According to a McKinsey & Co. survey, 17% of seniors in India live alone due to a low ratio of caregivers to seniors. Healthcare is the largest expenditure for seniors, with households containing seniors spending three to four times more than households with a younger age profile. Several key statistics highlight the healthcare needs of senior citizens in India:

- 1) **Dementia:** Around 5% of senior citizens in India have dementia, a neurodegenerative disorder that affects memory and cognitive abilities.
- 2) **Mobility Issues:** In urban areas, 7% of senior citizens are immobile, requiring assistance with mobility and daily activities.
- 3) **Post-Operation Care:** About 30% of senior citizens require dedicated post-operative care, indicating the need for specialized healthcare services.
- 4) **Loneliness:** One in every two senior citizens in India experiences loneliness, highlighting the importance of social connections and support for their well-being.

The ageing population, growing middle class, and increased life expectancy in India will drive the demand for allied healthcare services. This demand is expected to focus on wellness and preventive services. The prevalence of lifestyle and chronic diseases, coupled with higher purchasing power, will also contribute to the need for specialized healthcare.

Home healthcare has advantages over traditional models of care like hospitals and nursing homes. It saves on real estate and infrastructure costs and operates at reduced

expenses compared to hospital treatments, typically 15%-30% lower. Home healthcare has the potential to replace up to 65% of unnecessary or less serious hospital visits in India, resulting in a 20% reduction in overall hospital costs.

The Indian home healthcare market, which was valued at approximately \$6.2 billion in 2020, is projected to grow at a compound annual growth rate (CAGR) of 19.2% and reach \$21.3 billion by 2027. This growth reflects the increasing demand for home-based healthcare services in India.

The demand for senior living units is estimated to be around 240,000 units, indicating a significant gap between supply and demand.

BUSINESS PERFORMANCE: FY2024

In the year under review, Antara achieved the following results:

Sales/Revenue: Antara Senior Living achieved promising results in FY2024 with 100% of total inventory of 197 apartments sold. 100% of total inventory of 340 units for Antara Noida was already sold in previous year. AACS recorded gross

revenue of ₹21.1 crore.


Collection: The net collections at the Antara achieved good results in FY2024 with ~₹46 crore net collection for Dehradun and ~ ₹90 crore net collection for Noida. Sales collection since inception totaled at ~₹ 680 crore for the Dehradun residences, and ~ ₹ 342 crore for the Noida residences.

The top three areas of high scores were Purpose & Vision, Collaboration & teamwork and Values of Antara.

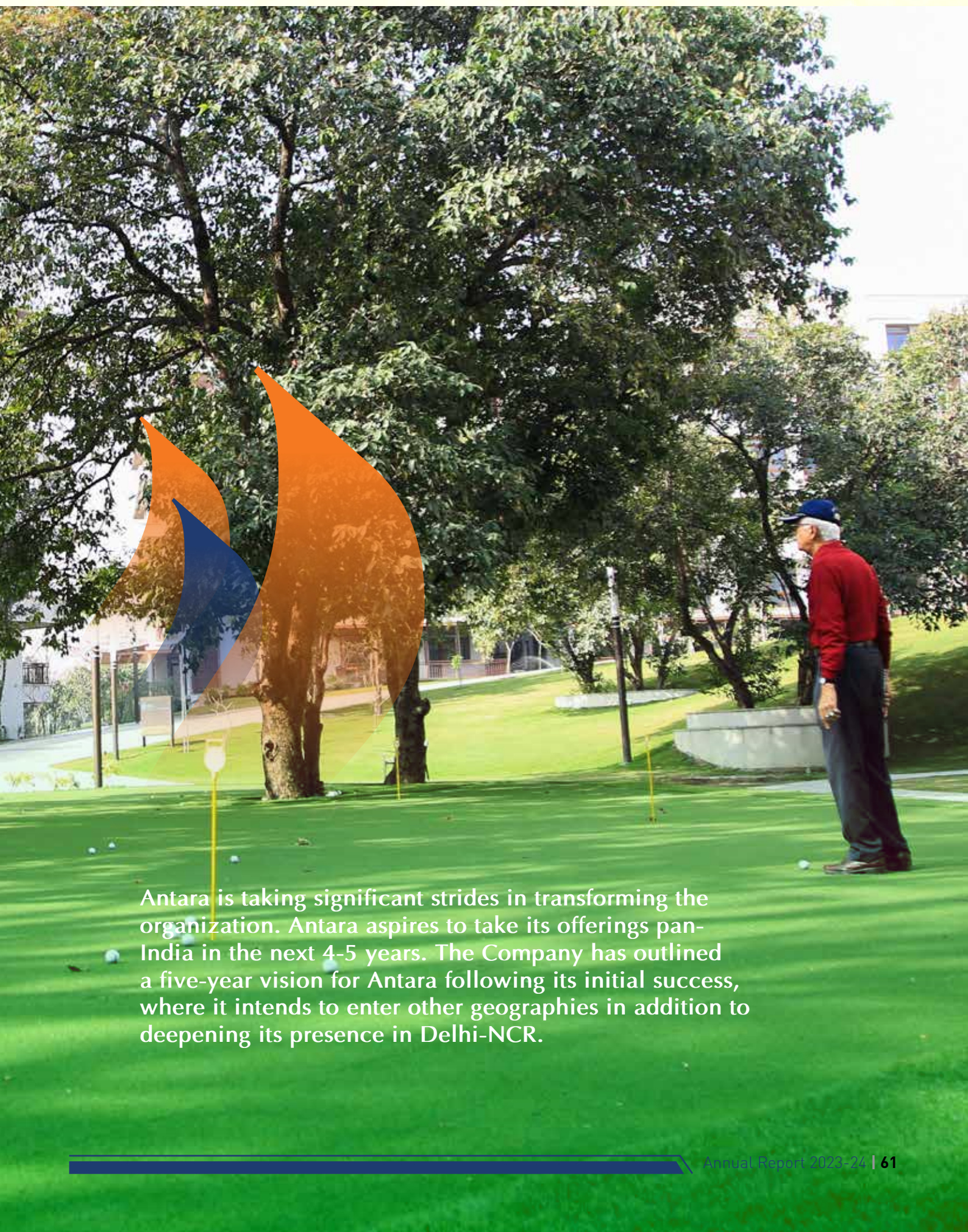
Team Engagement Score: Antara's employee engagement score in FY 2024 stood at 91%. The top three areas of high scores were Purpose & Vision, Collaboration & teamwork and Values of Antara. The high engagement scores reflect positively upon the continuous team efforts towards the goal of building

a workplace that is inclusive of diversity, is driven by strong ethics and commitment towards goals, and is constantly guided by high motivation levels. Antara has been awarded as a 'Great Place to Work' in FY24 by Great Place to Work, India.

Antara has been awarded as a 'Great Place to Work' in FY24 by Great Place to Work, India.



In FY24, Antara expanded its AACS services to the South of India, launching Care-at-Homes and MedCare services in Bangalore and Chennai. It increased penetration of high margin services like Critical Care, Nursing, Physio, with the Care-at-Home vertical, witnessing highest-ever growth and revenue. The Company launched Antara AGEasy — a holistic D2C online and offline store, focused on senior specific products and solutions to manage chronic health conditions.



Antara is taking significant strides in transforming the organization. Antara aspires to take its offerings pan-India in the next 4-5 years. The Company has outlined a five-year vision for Antara following its initial success, where it intends to enter other geographies in addition to deepening its presence in Delhi-NCR.


BUSINESS-WISE OVERVIEW:

Antara Purukul Senior Living Ltd (APSL): Antara Dehradun continues its commitment to providing quality care to its residents and achieving financial sustainability for the business. Re-packaging of products and rendering of high-quality services lead to increased resident referrals, boosting the sales. As a result, APSLL achieved 100% sales of the total inventory, with 197 apartments being sold amounting to a collection since inception of ~ ₹680 crore as of FY 2024 end. APSLL also achieved an impressive 91%+ RSAT (Resident Satisfaction) score this year. The results demonstrated good

performance across all areas with Resident Services, Housekeeping, Security & Resident engagement being the top-scoring areas.

Antara Senior Living Limited (Noida): The response to the upcoming community in Sector 150, Noida, has been excellent. The project already reported cumulative sales of 340 units in previous year, 100% of Phase-I inventory sold and total collection of ₹342 crore as of FY2024 end with an annual sales collection of ₹90 crore in FY2024. The construction of Noida community is on track for all 3 towers and now interior works are in progress. Phase I project completion is expected by March 2025.

For new geographies, a Management Agreement has been executed for Gurugram and the project is expected to be launched in Q2FY25. This is first attempt at an intergenerational project in India.



For new geographies, a Management Agreement has been executed for Gurugram and the project is expected to be launched in Q2FY25. This is first attempt at an intergenerational project in India. There are 292 units with a total area of 0.72 mn Sft for Senior Living to be constructed. The Company is aggressively finding opportunities in other geographies.

Antara Assisted Care Services Limited (AACSL): Antara's Assisted Care Services include 'Care Homes', 'Care at Home', Medcare Products and 'AGEasy Antara'. This line of business caters to seniors above the age of 55, who need more immersive interventions in their daily lives due to medical or age-related issues.

In FY24, Antara expanded its AACSL services to the South of India, launching Care-at-Homes and MedCare services in Bangalore and

Chennai. It increased penetration of high margin services like Critical Care, Nursing, Physio, with the Care-at-Home vertical, witnessing highest-ever growth and revenue. The Company launched Antara AGEasy — a holistic D2C online and offline store, focused on senior specific products and solutions to manage chronic health conditions.

OUTLOOK FOR FY 2025

Antara is taking significant strides in transforming the organization. Antara aspires to take its offerings pan-India in the next 4-5 years. The Company has outlined a five-year vision for Antara following its initial success, where it intends to enter other geographies in addition to deepening its presence in Delhi-NCR. The vision involves creating 8 to 10 residential communities, launch of 2,000+ beds in Care Homes, strengthening Care at home services portfolio, expanding

Antara AGEasy by adding more products addressing specific chronic conditions.

By expanding across North and South clusters, Antara seeks to tap into the untapped potential of the senior care industry in these regions. The focus on an integrated approach indicates a holistic strategy that encompasses different aspects of senior care, including housing, healthcare, and specialized services.

Overall, Antara's initiatives in the next 5 years demonstrate a comprehensive approach to senior care, encompassing physical infrastructure, specialised care services and products, and strategic partnerships for expansion and branding. These efforts aim to create a robust integrated ecosystem that caters to the evolving needs of seniors and positions Antara as a leader in the senior care industry.



The background features a large orange circle on the left side, partially cut off by the edge. A smaller, lighter orange circle overlaps the bottom of the larger one. A light orange triangle points upwards from the bottom left towards the text.

BUSINESS RESPONSIBILITY REVIEW



The foundation's comprehensive approach to improving education infrastructure, teacher capacity, and student support has laid a solid foundation for future success.

Tara Singh Vachani

MAX INDIA FOUNDATION

Max India Foundation’s commitment to education reflects its vision of fostering an inclusive society where every child has the opportunity to succeed and thrive. The foundation’s ongoing efforts play a crucial role in shaping the future of education and empowering the next generation.

The foundation upheld its commitment to contributing to the United Nations Sustainable Development Goals (SDGs), particularly those related to education, and community development. This year’s activities were focussed on enhancing educational opportunities for underprivileged children. The foundation’s comprehensive approach to improving education infrastructure, teacher capacity,

and student support has laid a solid foundation for future success. By continuing to prioritise education, MIF is poised to make a lasting impact on the lives of countless children and their communities.

Max India Foundation's success in FY 2023-24 was greatly enhanced by strategic partnerships and collaborations with non-governmental organisations (NGOs), and community groups. These partnerships enabled the foundation to leverage additional resources, expertise, and reach, thereby magnifying the impact of its initiatives. Collaborative efforts included teacher training and capacity building, parent teacher meetings, educational leadership

The foundation upheld its commitment to contributing to the United Nations Sustainable Development Goals (SDGs), particularly those related to education, and community development. This year’s activities were focussed on enhancing educational opportunities for underprivileged children.



programs, digital learning initiatives that brought together diverse stakeholders towards a common goal of social betterment.

In the year gone by, our partner NGOs program activities focussed on bridging the learning gap of students. They also celebrated diversity and fostered creativity by organising student showcases giving a platform to students to express themselves. Our partners built deeper relationships with educators, parents and the entire education fraternity that facilitated spaces which fostered connectedness, openness and safety between the children, teachers, principals and community.

The educational initiatives undertaken by Max India Foundation in FY 2023-24 have yielded significant positive outcomes. Increased enrollment rates and reduced dropout rates in targeted schools ensured improved access to

education. Notable improvements in students' academics ensured enhanced learning outcomes. Greater community engagement in education and improved awareness of the benefits of schooling ensured an empowered community.

In partnership with 25 NGO partners in the academic year 2023-24, MIF supported the education of 26902 students directly and more than 1.6 crore students were reached indirectly through NGO partner Network for Quality Education, 20 lakh students in Delhi through Simple Education Foundation, and 25 lakh students through Labhya Foundation and 27 lakh students in Tamil Nadu were reached through Madhi Foundation. Through these NGOs, support was also provided for the training of 34 fellows, 4.37 lakh teachers, and 3680 community members.

In partnership with 25 NGO partners in the academic year 2023-24, MIF supported the education of 26902 students directly and more than 1.6 crore students were reached indirectly through NGO partner Network for Quality Education, 20 lakh students in Delhi through Simple Education Foundation, and 25 lakh students through Labhya Foundation and 27 lakh students in Tamil Nadu were reached through Madhi Foundation.



**TRANSFORMING LIVES:
THROUGH EDUCATION**

Here is a reflection on the milestones achieved and the challenges overcome in our relentless pursuit of positive change. With the end of the financial year, we stand at a crucial juncture, where our efforts and accomplishments come together to shape the narrative of our impact. The past year has been a testament to our unwavering commitment to serving our communities, fueled by the values of compassion, integrity, and innovation. Each partnership represents a step forward in our mission to create a healthier, more equitable society.

Below is an account of projects and partnerships undertaken by Max India Foundation in FY 2023-24, providing detailed insights into their outcomes and the sustainable changes they have brought about to drive lasting positive change in the communities we serve:

TEACHER LEADERSHIP

By empowering teachers to take the lead and reimagine their classrooms, our NGO partners—Simple Education Foundation, Kshamtalaya Foundation, Madhi Foundation, Shiksharth Trust, Labhya Foundation and Foster and Forge Foundation—gained valuable insights into effective strategies for improving Foundational Literacy and Numeracy. These teacher leaders have set guidelines and fostered a collaborative environment to share best practices and address challenges collectively.

**PERSONALISED COACHING
STRUCTURES**

Our partners Simple Education Foundation, Kshamtalaya Foundation, Foster and Forge Foundation, AASRA Trust, Madhi Foundation extended on-ground support ecosystem for teachers.



For example, through on-ground follow-up training, classroom demos, classroom observations, and debriefs, facilitating collaborative learning and leveraging toolkits, teacher guides, and digital tools, creating an active network of peer support to improve overall professional proficiency.

CARING FOR COMMUNITY

Our partners Saajha, Saarthi worked in collaboration to empower the parents/ guardians in the community. Saajha organised regular PTMs in schools and onboarded 3,748 parents for support. Saarthi empowered mothers in establishing an optimal learning environment at home by providing tailored learning

materials and promoting close collaboration among Saarthi's field workers, mothers, and children. Family Champions at Kshamtalaya Foundation initiated 48 Learning Circles, benefiting 687 children by improving their foundational learning and promoting a reading habit through community-run libraries.



By empowering teachers to take the lead and reimagine their classrooms, our NGO partners— Simple Education Foundation, Kshamtalaya Foundation, Madhi Foundation, Shiksharth Trust, Labhya Foundation and Foster and Forge Foundation— gained valuable insights into effective strategies for improving Foundational Literacy and Numeracy. In the academic year 2023-24.



PARENT TEACHER MEETINGS

Our partners AASRA Trust, Kshamtalaya Foundation, Saajha conducted parent teacher meetings to update them about their child's

learning progress. As a result of personalised interactions with parents there has been an increase in attendance with >70% attendance approximately.



MAKING TEACHING ASPIRATIONAL

There is a huge gap in the teacher-student ratio as fewer people join as teachers in socio-economic disadvantaged groups. Our partner Teach for India launched Making Teaching Aspirational Track (MTAT) with the mission of elevating teaching to the most aspirational job in India. The aim was to increase the number of teachers in the system by fostering a belief in the potential of teaching, particularly through direct engagement with students.



KSHAMTA UTSAV

Our partner Kshamtalaya Foundation conducted 4 learning festivals in the rural blocks of Udaipur in the state of Rajasthan. These learning festivals have different learning studios such as Folk Arts of India, Handicrafts, Theatre, Board Game Design & Music and Composition. Each studio integrated the Learning Outcomes - basic minimum expectations of FLN, Creative confidence & studio-specific skills such as Handicrafts focussed on improving dexterity & teaching children interesting knots.



Our partner Teach for India launched Making Teaching Aspirational Track (MTAT) with the mission of elevating teaching to the most aspirational job in India. The aim was to increase the number of teachers in the system by fostering a belief in the potential of teaching.

MAKING LEARNING ACCESSIBLE, FLEXIBLE AND INTERACTIVE

Digital learning technologies enable learning beyond boundaries which is accessible, flexible, interactive and personalized. Our NGO partners Madhi Foundation and Raphael Ryder Cheshire Centre enabled learning for students by leveraging technology. Towards this, a blended approach with both tech and non-tech programmatic components was used across programs.



FUTURE FORWARD

Our NGO partner The Education Alliance organised the First Edition of the Delhi Robotics League (DRL) and High End-21 Exhibition- 'Future Forward' at Thyagraj Stadium, Delhi. Students from High End-21 century skills- Ambedkar Schools Of Specialised Excellence were seen showcasing their innovative ideas through various projects such as 'Smart Irrigation', 'Train Accident Prevention system', 'Voice assisted Wheelchair' which aimed to provide solutions to some real world problems, in the 'Future Forward' themed exhibition.



Our NGO partners Madhi Foundation and Raphael Ryder Cheshire Centre enabled learning for students by leveraging technology. Towards this, a blended approach with both tech and non-tech programmatic components.

Max India Foundation sponsored a show of the musical *The Conference of the Birds* where Teach For India children performed in Delhi in August to an overwhelming number of audience. 23 students who were a part of the musical are now proof points of what is possible when classrooms are led with deep belief in the potential of each child.



CONFERENCE OF THE BIRDS

Max India Foundation sponsored a show of the musical *The Conference of the Birds* where Teach For India children performed in Delhi in August to an overwhelming number of audience. 23 students who were a part of the musical are now proof points of what is possible when classrooms are led with deep belief in the potential of each child.

MINDCARE






Our partners conducted sessions on mental health for students, teachers and principals. Teach for India collaborated with Mindshala (Aatma Prakash) for a unique initiative to create emotionally resilient communities for adolescents. Kshamtalaya Foundation conducted SEE Learning sessions for students in Pindwara, Rajasthan. Labhya Foundation conducted statewide Happiness Curriculum for principals of Uttarakhand.

INTEGRATED SEE LEARNING SESSIONS

Our partners Kshamtalaya Foundation and AASRA Trust conducted integrated SEE Learning sessions. Teachers were introduced to a transformative Wellbeing Program aimed at cultivating essential skills such as self-awareness, emotional reappraisal, and interdependence.






Our partner, **Kshamtalaya Foundation**, is a **T4 Education Top 10 Best School** nominee for community collaboration.

#EducationExcellence



The Max India Foundation is a proud partner of the Family Champion Program.

• • • • •
• • • • •
• • • • •
• • • • •

WALL OF FAME

We are delighted to announce that our partners have attained remarkable milestones and played a significant role in accomplishing noteworthy achievements. Our NGO partner Kshamtalaya Foundation won the Top 10 position in the World's Best School prize for community collaboration, for their remarkable Family Champion Program, which promotes holistic education. MIF partner Labhya Foundation has been selected as 1 of 8 high impact organizations in the 100x Impact Accelerator, setup by London School of Economics. Labhya has been termed a "Social Unicorn" by 100x. Also our partner Routes 2 Roots got registered with the National Stock Exchange and was recognized by the Limca Book of Records as the largest digital learning organization.



GIVING WITH DIGNITY: BEYOND EDUCATION
CAPACITY BUILDING TO DEEPEN THE SOCIAL IMPACT

MIF partnered with the DASRA-Impact Pi team to deliver cohort based, peer learning model to improve functional skills of NGO

leaders. The project consists of Functional Upskilling & an NGO Leaders Forum. 2 workshops were conducted, in-person and virtual which were 1) NGOs Leaders Forum and 2) Building Stronger Institutions - Accelerating Impact with Innovation and Technology Session respectively.

The accomplishments of Max India Foundation in FY 2023-24 underscore its unwavering dedication to creating a positive social impact and driving sustainable change. As we look ahead to the next fiscal year, the foundation remains committed to scaling up its efforts, deepening its impact, and continuing to build resilient, empowered communities.



CONNECT

Max India Foundation hosted a Connect on 5th October 2023. It was an opportunity of interaction with representatives from partnering NGOs in the communities we serve and funders and supporters from Max group entities. The event hosted two interactive sessions on "Understanding the evolving role of teachers in the world we live in today" brought together esteemed experts in the field and on Social Emotional and Ethical Learning Team, exploring the importance of training the heart as well as the mind.

We extend our gratitude to all our stakeholders, whose unwavering support has enabled us to amplify the impact of our education-focused initiatives. Together, we can continue to pave the way for a brighter future, where every



individual has the opportunity to thrive and contribute to the progress of our society.

The accomplishments of Max India Foundation in FY 2023-24 underscore its unwavering dedication to creating a positive social impact and driving sustainable change. As we look ahead to the next fiscal year, the

foundation remains committed to scaling up its efforts, deepening its impact, and continuing to build resilient, empowered communities. The initiatives and achievements of this year serve as a solid foundation for future endeavors, aligning with Max India's vision of contributing to an educated, and prosperous society.



STORIES OF TRANSFORMATIONAL LEARNING IMPACT



ON THE DESIGN OF INDUCTION TRAINING OF GOVERNMENT SCHOOL TEACHERS

“During my time, there was no induction training and it took me many years to understand my roles and responsibilities and the Delhi education system. I consider all new educators in Delhi government schools lucky to have such a comprehensive induction training (by Simple Education Foundation) and I think it will help them immensely in understanding their role and also giving them the right skills and mindsets to handle being a new teacher in a government school. I thoroughly enjoyed facilitating sessions for them which were beautifully designed. This is the first time that an Induction Handbook, with all rules, regulations, government structures, safety and engagement strategies, has been printed for the teachers. Wonderful initiative”

- Suman Yadav, Mentor Teacher

A GUIDE ON THE SIDE

Mr Satya Prakash is a primary school teacher in Lucknow, Uttar Pradesh where the Beacon Educator fellowship program is run by our partner NGO Foster and Forge Foundation. Satya Prakash sir is in the first year of his fellowship and has received upskilling support from Foster and Forge Foundation. According to him “The best thing about the Beacon Educator Program is that I have become a student again and I have learnt new tools and strategies to teach children.”



STUDENT LEARNING JOURNEYS

Can you see that girl with two plaits? That's Durga. She was one of the naughtiest kids when we began our intervention, out over time, she has shown remarkable progress and has expressed Her preferences for what she wants to learn. Just yesterday, she mentioned that she would like more books in the library because she has already finished reading all the available ones. I was overwhelmed to hear this because it shows that she is aware of her learning journey and knows where she needs to improve.

She has also performed exceptionally well in the midterm assessment, scoring 96.15% in Hindi. Her interest in reading not only benefits her but also inspires other children to read and sit with her. She even reads stories to 3rd graders who struggle with fluency and comprehension. Durga's journey has demonstrated the potential on how much a child can learn and grow in such a short time.

- Durga, Grade-4



STRATEGIC REVIEW

The background features a large orange circle on the left side, partially overlapping a white area. Below the circle, there is a faint, light-colored triangle pointing downwards.

CORPORATE GOVERNANCE REPORT

CORPORATE GOVERNANCE REPORT

OUR CORPORATE GOVERNANCE PHILOSOPHY

Your Company maintains a steadfast commitment to upholding the highest standards of Corporate Governance. We believe that exemplary governance serves as a cornerstone for value-oriented leadership, fostering accountability, transparency, and ethical conduct throughout our organization.

We have been dedicated to implementing a comprehensive governance framework across the Group. This journey has involved the introduction of transformative initiatives focused on three pivotal aspects of governance:

- **Capital Management Discipline:** We prioritize prudent capital management practices to ensure the responsible allocation of resources and sustainable growth.
- **Performance Management Excellence:** Through robust performance management systems, we continuously monitor and enhance the performance of our businesses to drive efficiency and competitiveness.
- **Stakeholder Value Creation:** Our efforts are geared towards creating sustained value for all stakeholders, fostering long-term relationships built on trust and mutual benefit.

We remain committed in our pursuit of excellence in Corporate Governance, recognizing its pivotal role in driving our continued success and fostering stakeholder confidence.

BOARD ARCHITECTURE

Your Company has undertaken significant steps to optimize board structures, ensuring the Board embody the ideal composition for effective governance. This includes:

- **Independent Directorship:** We have strived to achieve the optimal balance by appointing a suitable number of Independent Directors, bringing diverse expertise and perspectives to the table.
- **Board Diversity:** Recognizing the value of diverse viewpoints, we have worked to ensure representation across various functional and industry domains within our boards.
- **Active Lead Directors:** Each board benefits from the presence of an engaged lead Director, facilitating proactive governance and strategic oversight.

- **Separation of Roles:** To reinforce accountability and decision-making clarity, we have separated the roles of MD/CEO and Chairmen within our boards.

Moreover, we have clearly defined the board's role in key areas such as:

- **Strategy Formulation:** Boards actively contribute to shaping strategic direction and long-term goals.
- **Financial Monitoring:** Rigorous oversight mechanisms are in place to monitor the financial health of our companies.
- **Leadership Development:** Boards are actively involved in fostering a culture of leadership excellence and talent development.
- **Risk Management:** Comprehensive risk management strategies are formulated and monitored by the board to safeguard interests of the subsidiary business.
- **Succession Planning:** Robust succession plans are developed and overseen by the board, ensuring continuity of leadership and organizational stability.

Through these initiatives, we aim to bolster governance effectiveness, enhance stakeholder confidence, and drive sustainable value creation across our Group.

BOARD PROCESSES

Our commitment to optimizing the effectiveness of our Board extends to various facets, including:

- **Director Onboarding:** We ensure a smooth onboarding process for new Directors, equipping them with the necessary knowledge and resources to fulfill their roles effectively.
- **Board Education and Engagement:** Continuous education and engagement initiatives are undertaken to enhance Directors' understanding of our business and industry landscape, enabling informed decision-making.
- **Promoting Independence:** We foster an environment that encourages independent thinking and actions, adhering strictly to our code of conduct to uphold ethical standards and integrity.

- **Meeting Efficiency:** Key operational aspects, such as crafting comprehensive meeting agendas and facilitating the flow of timely and relevant information to the Board, are meticulously managed to optimize the Board's time and focus on critical business areas.
- **External Expertise:** External speakers are invited to share insights and best practices, enriching the Board's discussions and keeping them informed of industry trends and benchmarks.
- **Comprehensive Board Materials:** Board materials are curated to be comprehensive, concise, and strategically relevant, facilitating meaningful discussions and decision-making.
- **Sub-committee Review:** Material matters are thoroughly reviewed by specific Board sub-committees, comprising a balanced mix of Non-executive and Independent Directors with relevant expertise. Detailed charters are in place for each sub-committee, outlining their roles and responsibilities.

Through these measures, we ensure that our Board functions optimally, with a focus on strategic oversight, value creation and prudent governance across all critical aspects of our business.

BOARD EFFECTIVENESS

To continually enhance Board effectiveness, we employ several mechanisms:

- **Annual Evaluation:** An annual evaluation of Board Members is conducted to assess the performance and identify areas for improvement, ensuring ongoing alignment with organizational goals and values.
- **Inter-Company Board Movements:** When necessary, inter-company Board movements are facilitated to ensure that each Board is composed of members who bring relevant expertise and are fully engaged in decision-making processes.
- **Performance Improvement Mechanisms:** Various mechanisms are in place to improve Board performance, including:
 - **Clear Standards of Conduct:** We establish clear standards of conduct and behavior to guide Board members in fulfilling their responsibilities with integrity and professionalism.
 - **Governance Interventions:** A calendar of key

governance interventions, such as strategy-setting sessions and risk management sessions, is set to ensure that the Board remains proactive in addressing critical issues and opportunities.

- **Consequence Management:** Effective consequence management processes are implemented to address deviations from expected behavior or performance standards, fostering accountability and continuous improvement.

By implementing these measures, we aim to continuously strengthen our Boards' effectiveness, enabling them to make informed decisions that drive sustainable business growth and value creation.

BOARD OF DIRECTORS

The Board of Directors of the Company as on March 31, 2024, comprised of Nine Board members including one Executive Director and Eight Non-Executive Directors out of which Five are Independent Directors.

Mr. Anajit Singh (Non-Executive Promoter Director) is Chairman of the Company.

During the financial year, Mr. Ashok Kacker and Ms. Bhawna Agarwal, Independent Directors, resigned from the Board on August 31, 2023 and October 12, 2023 respectively as part of their planned transition and to fulfil their several other responsibilities and professional commitments. Mr. Ashok Kacker and Ms. Bhawna Agarwal confirmed in their resignation letters that they were resigning to prioritize their other professional obligations and commitments. They further affirmed that there were no other material reasons for their decision to resign.

As at March 31, 2024, none of the Directors was a member in more than ten committees or the Chairman of more than five committees (considering Audit Committee and Stakeholders' Relationship Committee only), across all public companies in which he/she is a director. Further, none of the Directors was a Director or an Independent Director in more than seven listed entities.

The composition of Directors and their attendance at the Board meetings held during the financial year ended March 31, 2024 and at the last Annual General Meeting, including the details of their other Directorships and Committee Memberships as on March 31, 2024 are given below:

Name of Director & Category	Number of Board meetings during the year 2023-2024		Attendance at last AGM held on August 22, 2023	Number of Directorships in other companies as on March 31, 2024*	Number of committee positions held in other public companies as on March 31, 2024**		Directorships in other Listed companies
	Held	Attended			Chairman	Member	
Mr. Analjit Singh [Promoter, Non-Executive Director & Chairman] DIN: 00029641	4	4	Yes	10	-	-	Promoter, Non-Executive Director & Chairman in <ul style="list-style-type: none"> ■ Max Financial Services Ltd. ■ Max Estates Ltd.
Ms. Tara Singh Vachani [Promoter, Vice-Chairperson & Non-Executive Director] DIN: 02610311	4	4	Yes	12	-	-	Nil
Mr. Rajit Mehta [Managing Director] DIN: 01604819	4	4	Yes	9	-	-	Independent Director in <ul style="list-style-type: none"> ■ Dr. Lal PathLabs Ltd.
Mr. Mohit Talwar [Non-Executive Director] DIN: 02394694	4	4	Yes	1	-	-	Nil
Ms. Sharmila Tagore [Independent Director] DIN: 00244638	4	4	Yes	1	-	-	Nil
Mr. Pradeep Pant [Independent Director] DIN: 00677064	4	4	No	3	-	2	Nil
Mr. Niten Malhan [Independent Director] DIN: 00614624	4	4	Yes	4	1	1	Independent Director in <ul style="list-style-type: none"> ■ Lemon Tree Hotels Ltd. ■ Max Estates Ltd.
Dr. Ajit Singh (Independent Director) DIN: 02525853	4	4	Yes	2	-	-	Nil
Mr. Rohit Kapoor (Independent Director) DIN: 06529360	4	3	Yes	1	-	-	Nil

* Excludes directorships held in Foreign Companies and Companies formed under Section 8 of the Companies Act, 2013/Section 25 of the Companies Act, 1956.

**Represents Memberships/Chairmanships of Audit Committee and Stakeholders Relationship Committee of Indian Public Limited Companies, other than companies formed under Section 8 of the Companies Act, 2013/Section 25 of the Companies Act, 1956.

CORE SKILLS/EXPERTISE/COMPETENCIES IDENTIFIED BY THE BOARD OF DIRECTORS

In terms of the requirement of the SEBI (Listing Obligations and Disclosure Requirements) Regulations, 2015 (“SEBI Listing

Regulations”) and in the context of the Company’s business and activities, the Board has identified the following core skills/expertise/competencies of the Directors for effective functioning of the Company in the context of company’s business.

S. No	PARTICULARS
Skill 1	Industry and sector experience or knowledge: understand the Company’s business, policies, and culture and knowledge of the industry in which the Company operates;
Skill 2	Leadership and governance: Board experience, responsibility for taking decisions keeping in mind the interest of all stakeholders;
Skill 3	Strategic thinking and decision making: Having experience in decision making keeping in mind the interest of shareholders;
Skill 4	Experience in M&A, business restructuring and joint ventures; and
Skill 5	Financial Skills: Experience in financial management; risk assessment; treasury and fund raising initiatives

As on March 31, 2024, Mr. Analjit Singh, Ms. Tara Singh Vachani, Mr. Rajit Mehta, Mr. Niten Malhan, Mr. Pradeep Pant, Dr. Ajit Singh, Mr. Rohit Kapoor, Ms. Sharmila Tagore and Mr. Mohit Talwar possess all the aforementioned skills/expertise/competencies.

Brief profiles of Directors forming part of this Annual Report provide an insight into the education, expertise, skills and experience of the Directors.

CONFIRMATION ON THE INDEPENDENCE OF THE INDEPENDENT DIRECTORS

The Independent Directors provide annual confirmations stating that they meet the criteria of independence as stated in Section 149(6) of the Companies Act, 2013 (“Act”) and Regulation 16 of the SEBI Listing Regulations. On the basis of confirmations/declarations/disclosures received from the Independent Directors and on evaluation of the relationship disclosed, the Board confirms that in its opinion, the Independent Directors of the Company fulfil the conditions as specified in the Act and the SEBI Listing Regulations and are independent of the management.

DETAILS OF BOARD MEETINGS HELD DURING THE FINANCIAL YEAR ENDED MARCH 31, 2024

During the financial year ended March 31, 2024, the Board of directors of the Company met four times. Dates of the board meetings along with the total number of directors associated as of the date of the meetings and directors’ attendance at the meetings are mentioned below: -

S. No.	Date	Board Strength	No. of Directors Present
1.	May 25, 2023	11	11
2.	August 11, 2023	11	10
3.	October 26, 2023	9	9
4.	February 8, 2024	9	9

INTER-SE RELATIONSHIP AMONG DIRECTORS

Ms. Tara Singh Vachani is the daughter of Mr. Analjit Singh, Chairman of the Board and Promoter of the Company. Apart from them, no other directors are related to each other.

SHAREHOLDING OF NON-EXECUTIVE DIRECTORS

The details of equity shares of Rs. 10/- each held by Directors of the Company as on March 31, 2024 are:

- (a) Mr. Analjit Singh – 8,72,357 equity shares
- (b) Ms. Tara Singh Vachani – 20,000 equity shares
- (c) Mr. Mohit Talwar – 1,26,227 equity shares

Apart from the above, none of the Non-Executive (including Independent) Directors holds any shares (as their own or on behalf of any other person on a beneficial basis) in the Company as on March 31, 2024.

HOW DO WE MAKE SURE OUR BOARD IS EFFECTIVE?

The calendar for the Board and Committee meetings is fixed in advance for the whole year, along with significant agenda items. At least one Board meeting is held within 45 days from the close

of each quarter (within 60 days for last quarter of financial year) to review financial results and business performance and the gap between two Board meetings does not exceed 120 days as required by law.

Matters of exigency are approved by the Directors by resolutions passed by circulation as permissible under the provisions of the Act and Secretarial Standards on meetings of the Board of Directors (SS-1) and the same are also duly noted in the next Board meeting.

Generally, meetings of Committees of Board are held prior to the Board meeting. The Chairpersons of the respective Committees brief the Board about the proceedings of the Committee meetings and Committee’s recommendations on matters that the Board needs to consider and approve.

All Agenda items are accompanied by comprehensive notes and required documents on the related subject and in certain areas such as business plans/business reviews and financial results, detailed presentations are made to the Board members. The materials for the Board and committee meetings are generally circulated through email and/ or electronically in a secured dedicated portal. The Board is regularly updated on the key risks and the steps and process initiated for reducing and, if feasible, eliminating various risks. Business risk evaluation and management is an ongoing process with the Company.

Further, the Company has made familiarization programmes to familiarize Independent Directors with the Company, their roles, rights, responsibilities in the Company, nature of the industry in which the Company operates, business model of the Company, etc. The detail of such familiarization programme is available at the following link on website of the Company <https://www.maxindia.com/corporate-policies>

To enable the Board to discharge its responsibilities effectively, members of the Board are apprised on the overall performance of the Company and its subsidiary(ies)/joint ventures at every Board meeting. The Board has complete access to all the relevant information within the Company and all its employees. Senior Management is invited to attend the Board meetings to provide detailed insight into the items being discussed.

CODE OF CONDUCT

In compliance with Regulation 26(3) of SEBI Listing Regulations, the Company had adopted a Code of Conduct for the Directors and Senior Management of the Company (**‘the Code’**), a copy of which is available on the Company’s website at <https://www.maxindia.com/corporate-policies>

All members of the Board of Directors and senior management personnel had affirmed compliance with the above-mentioned regulation including Code for the financial year ended March 31, 2024 and a declaration to this effect signed by the Managing Director forms part of this report as **Annexure- I**.

Pursuant to the requirements of the SEBI (Prohibition of

Insider Trading) Regulations, 2015 as amended, the Company has adopted a code of conduct to regulate, monitor and report trading by insiders for prevention of insider trading, which is applicable to all the Directors, Promoters, Key Managerial Personnel and designated employees/persons.

COMMITTEES OF THE BOARD

In compliance with the statutory requirements, the Board has constituted various committees with specific terms of reference and scope. The objective is to focus effectively on the issues and ensure expedient resolution of diverse matters. The Committees operate as the Board's empowered agents according to their charter/terms of reference. The Constitution and brief charter of the Board Committees are stated herein:

AUDIT COMMITTEE

During the year under review, the Audit Committee has been re-constituted with effect from September 01, 2023 by inducting Mr. Niten Malhan as a Chairman of the Committee in place of Mr. Ashok Kacker.

As on March 31, 2024, this Committee comprised of Mr. Niten Malhan (Chairman), Ms. Sharmila Tagore, Mr. Pradeep Pant and Ms. Tara Singh Vachani. All members of the Committee, except Ms. Tara Singh Vachani, are Independent Directors. All members of the Audit Committee are financially literate and the Chairman possesses the required accounting and financial management expertise. Mr. Pankaj Chawla, Company Secretary of the Company acts as the Secretary to this Committee.

Mr. Ashok Kacker, the then Chairman of the Audit Committee, was present at the last Annual General Meeting.

During the Financial Year ended March 31, 2024, all the recommendations made by the Audit Committee were accepted by the Board of Directors of the Company.

The scope of the Audit Committee has been defined by the Board of Directors in accordance with Regulation 18 and Part C of Schedule II of the SEBI Listing Regulations and applicable provisions of the Act. This Committee, *inter-alia*, recommends appointment and remuneration of statutory auditors, secretarial auditors, internal auditors, reviews Company's financial reporting processes & systems and internal financial controls, financial and risk management policies, related party transactions, significant transactions and arrangements entered into by unlisted subsidiaries, review of inter-corporate loans and investments, Company's financial statements, including annual and quarterly financial results and financial accounting practices & policies and reviews the functioning of the whistle blower mechanism.

Representatives of Internal Auditors and Statutory Auditors are invited to the meetings of the Committee, as and when required.

Meetings & attendance of the Committee during the year ended March 31, 2024

During the financial year ended March 31, 2024, Audit committee met four times viz. on May 25, 2023, August 10, 2023, October 25, 2023 and February 7, 2024. The Composition and attendance of the members at the meeting held during the FY 2023-24 are given below:

Name of Committee members	Number of meetings entitled to attend	Number of meetings attended
Mr. Niten Malhan*(Chairman)	2	2
Ms. Sharmila Tagore	4	4
Mr. Pradeep Pant	4	4
Ms. Tara Singh Vachani	4	4
Mr. Ashok Kacker**	2	2

*Mr. Niten Malhan was co-opted as Chairman of the Audit Committee effective September 01, 2023.

**Mr. Ashok Kacker resigned effective closure of business hours on August 31, 2023 and thereby ceased to be the Chairman and member of the Audit Committee.

NOMINATION AND REMUNERATION COMMITTEE

During the year under review, the Nomination and Remuneration Committee has been re-constituted with effect from September 01, 2023 by inducting Dr. Ajit Singh as a member in place of Mr. Ashok Kacker.

As on March 31, 2024, this Committee comprised of Mr. Pradeep Pant (Chairman), Mr. Analjit Singh, Ms. Sharmila Tagore, Dr. Ajit Singh, Ms. Tara Singh Vachani and Mr. Niten Malhan. All the members are Independent Directors, except Ms. Tara Singh Vachani and Mr. Analjit Singh, who are non-executive non-independent Directors.

All the recommendations made by the Nomination and Remuneration Committee were accepted by the Board.

The scope of the Nomination and Remuneration Committee has been defined by the Board of Directors in accordance with Regulation 19 and Part D of Schedule II to the SEBI Listing Regulations and applicable provisions of the Act. This Committee *inter-alia*, evaluates the compensation and benefits for Executive Directors and Senior Executives at one level below the Board, recruitment of key managerial personnel and finalization of their compensation, induction of Executive and Non-Executive Directors and fixing the method, criteria and quantum of compensation to be paid to the Non-Executive Directors. It also administers the ESOP Schem(e)s of the Company including approval for grant of stock options and allotment of equity shares arising from exercise of stock options.

The remuneration policy of the Company is aimed at attracting and retaining the best talent to leverage performance in a significant manner. The strategy takes into account, the remuneration trends, talent market and competitive requirements.

Meetings & attendance of the Committee during the year ended March 31, 2024

During the financial year ended March 31, 2024, NRC met two times viz. on May 25, 2023 and October 25, 2023. The details of attendance of directors are as under:

Director	Number of meetings entitled to attend	Number of meetings attended
Mr. Pradeep Pant	2	2
Mr. Ashok Kacker*	1	1
Ms. Sharmila Tagore	2	2
Ms. Tara Singh Vachani	2	2
Mr. Analjit Singh	2	2
Mr. Niten Malhan	2	2
Dr. Ajit Singh**	1	1

*Mr. Ashok Kacker resigned effective closure of business hours on August 31, 2023 and thereby ceased to be the member of the Committee.

**Dr. Ajit Singh was co-opted as member of the Committee effective September 01, 2023.

Mr. Pradeep Pant, Chairman of the Nomination and Remuneration Committee could not attend the 4th Annual General Meeting (AGM) of the Company held on August 22, 2023. He authorised Ms. Tara Singh Vachani, member of Nomination and Remuneration Committee to attend the said AGM on his behalf. She was present at the AGM.

STAKEHOLDERS RELATIONSHIP COMMITTEE

During the year under review, the Stakeholders Relationship Committee has been re-constituted with effect from August 11, 2023 by inducting Mr. Niten Malhan as a member in place of Mr. Ashok Kacker.

As on March 31, 2024, this Committee comprised of Ms. Tara Singh Vachani (Chairperson), Mr. Niten Malhan and Mr. Mohit Talwar.

The scope of the Stakeholders Relationship Committee has been defined by the Board of Directors in accordance with the provisions of the Regulation 20 and part D of Schedule II to the SEBI Listing Regulations.

Key responsibilities of this Committee *inter-alia* include formulation of procedures, in line with the statutory guidelines, to ensure speedy disposal of various requests received from shareholders from time to time, review of measures taken for effective exercise of voting rights by shareholders and redressal of shareholders' and investors' complaints/grievances.

During the Financial Year ended March 31, 2024, all the recommendations made by the Stakeholders Relationship Committee were accepted by the Board.

Mr. Pankaj Chawla, Company Secretary of the Company acts as the Secretary to this Committee.

Meetings & attendance of the committee during the year ended March 31, 2024

During the year under review, 1 (one) meeting of the

Stakeholders Relationship Committee was held on February 8, 2024. All the three members of the Committee attended the said meeting.

The Company has normally attended to the Shareholders/Investors complaints within a period of 7 (seven) working days except in cases which were under legal proceedings/disputes.

During the financial year ended March 31, 2024, 1 (One) complaint/query was received which had been resolved by the Company.

No complaint was pending for resolution as on March 31, 2024.

STRATEGY AND INVESTMENT COMMITTEE

Apart from the above statutory committees, during the year under review, the Board of Directors constituted Strategy and Investment Committee. The responsibilities of this committee *inter-alia* include to review the performance of business carried on by the Company and its subsidiaries for their growth and expansion, review and recommend various fund raising options, strategic capital allocation to Company's subsidiaries and to review proposals on business restructuring, mergers, consolidations, acquisitions, investment, establishment of joint ventures and divestments of any business .

As on March 31, 2024, this Committee comprised of Dr. Ajit Singh (Chairman), Mr. Mohit Talwar, Mr. Pradeep Pant, Mr. Niten Malhan and Mr. Rohit Kapoor.

During the Financial Year ended March 31, 2024, all the recommendations made by the Strategy and Investment Committee were accepted by the Board of Directors of the Company.

Meetings & attendance of the Committee during the year ended March 31, 2024

The first meeting of the committee was held on January 25, 2024. The same was adjourned to February 8, 2024 to discuss some unfinished agenda items of the first meeting. Both the above meetings were attended by all members of the committee.

RISK MANAGEMENT COMMITTEE

The Company did not fall under the top 1000 listed Companies by market capitalization as on March 31, 2023. Accordingly, the Company is not required to constitute Risk Management Committee pursuant to the requirements of regulation 21(5) of SEBI Listing Regulations.

MEETING OF INDEPENDENT DIRECTORS

The Board of Directors of the Company comprised of Five Independent Directors as on March 31, 2024 viz., Ms. Sharmila Tagore, Mr. Pradeep Pant, Mr. Niten Malhan, Dr. Ajit Singh and Mr. Rohit Kapoor.

In compliance of Schedule IV of the Act and provisions of the SEBI Listing Regulations, Independent directors had a separate meeting on May 25, 2023, without the presence of Non-Independent Directors and members of the management team and *inter-alia* reviewed:

- The performance of Non-Independent Directors and the Board as a whole;
- The performance of the Chairman of the Company, taking into account the views of Executive Directors and Non-executive Directors; and
- The quality, quantity and timeliness of flow of information between the Company's management and the Board that is necessary for the Board to effectively and reasonably perform their duties.

Further, the Company has made familiarization programme to familiarize Independent Directors with the Company, their roles, rights, responsibilities in the Company, nature of the industry in which the Company operates, business model of the Company, etc. The familiarization programme is available at the website of the Company at <https://www.maxindia.com/corporate-policies>

PERFORMANCE EVALUATION CRITERIA FOR INDEPENDENT DIRECTORS

Pursuant to the applicable provisions of the Act and Regulation 17(10) of the SEBI Listing Regulations, the performance evaluation of Independent Directors was done by the entire Board of Directors and in the evaluation, the directors who were subject to evaluation had not participate. The evaluation of Independent Directors was based on criteria such as current knowledge of the Company's business sector & trends, understanding of businesses of subsidiaries, operational structure and key risks, meaningful & constructive contribution in meetings, guidance to the management etc.

REMUNERATION PAID TO DIRECTORS

During the FY 2023-24, the Company paid sitting fees of Rs.1,00,000/- (Rupees One Lakh Only) per meeting to its Non-Executive Directors (including Independent Directors) for attending meetings of the Board and Committees of the Board.

The Company has not paid any remuneration to its Non-Executive/ Independent Directors during the Financial Year 2023-24, except annual gross compensation of Rs.3 crore to Mr. Analjit Singh, Non-Executive Chairman of the Company in terms of applicable provisions of the Act.

Details of the sitting fees paid to Non-Executive/Independent Directors of the Company during 2023-24 are as under:

S. No.	Name of Director	Sitting Fee paid (In Rs.)
1	Mr. Analjit Singh	6,00,000
2	Ms. Tara Singh Vachani	11,00,000
3	Mr. Mohit Talwar	6,00,000
4	Mr. Ashok Kacker*	5,00,000
5	Ms. Sharmila Tagore	10,00,000
6	Mr. Pradeep Pant	11,00,000
7	Ms. Bhawna Agarwal**	2,00,000
8	Mr. Niten Malhan	10,00,000
9	Dr. Ajit Singh	6,00,000
10	Mr. Rohit Kapoor	4,00,000

*Resigned from the position of Non-Executive Independent Director effective August 31, 2023.

**Resigned from the position of Non-Executive Independent Director effective October 12, 2023.

The remuneration payable/ paid to the Managing Director of the Company (including performance incentives) is determined from time to time by the Nomination and Remuneration Committee within the limits approved by the Board of Directors and shareholders of the Company in terms of applicable provisions of the Act read with the Company's Remuneration Policy. Details of the remuneration paid to Mr. Rajit Mehta as Managing Director for the period from April 01, 2023 to March 31, 2024 is mentioned as under.

(Amount in ₹)

Name of Person(s)	Rajit Mehta
Salary and allowances	2,11,08,276
Other Benefits (Perquisites)	1,97,457
Performance Incentive/ special payments	71,19,364
Retirals	Nil
Total Income	2,84,25,097
Service contract	5 years from January 15, 2021 to January 14, 2026
Notice period	3 months
Stock options granted	456,428 Stock Options were granted on April 14, 2021, which would entitle him one equity share of Rs. 10/- each at the Grant Price of Rs. 65.23 per Option for every one option exercised.

Nomination and Remuneration Committee, on May 25, 2023, has amended the vesting schedule i.e. from bullet vesting to graded vesting, for all the grants made till date. The revised vesting schedule for the grants made to Mr. Rajit Mehta is as under:

No. of options to be vested	Date of vesting
1,36,928	June 1, 2023
1,36,928	June 1, 2024
1,82,572	June 1, 2025

The exercise period shall remain the same i.e. 5 years from the respective Vesting Dates.

None of the aforesaid options have been exercised by him till the date of this report.

The severance fee, if any, shall be payable as per the provisions of the Act. The Variable Compensation/Performance Incentive shall be paid basis performance rating of MD and company's performance, within the limits approved by the shareholders of the Company.

In terms of the SEBI Listing Regulations and the Act, the Board has approved a Policy on Nomination, Remuneration and Board Diversity for Directors, KMPs and other Senior Management Personnel.

The Company's remuneration policy is intended to set out criteria for remuneration of the directors, Key Managerial Personnel, senior management, and other employees of the Company in accordance with the goals of the Company.

The criteria for making payments to Non-Executive Independent Directors forms part of the Policy on Nomination, Remuneration and Board Diversity. The details of the remuneration policy form part of the Directors' Report.

The performance evaluation procedure and criteria for Directors including independent directors is detailed in the Board's Report attached as part of this Annual Report.

COMMISSION PAID TO DIRECTORS

During the year under review, the Company did not pay any commission to any Director.

PARTICULARS OF SENIOR MANAGEMENT

The details of the Senior Management Personnel (as defined under Regulation 16(1)(d) of the SEBI Listing Regulations) as on March 31, 2024, are as under:

1. Mr. Dharmender Kumar, Director and Head-Group Corporate Affairs
2. Mr. Sandeep Pathak, Chief Financial Officer and Head Legal
3. Ms. Simardeep Kaur, Chief Human Resource Officer
4. Mr. Pankaj Chawla, Company Secretary

There were no changes in the senior management personnel since the closing of previous financial year.

ANNUAL GENERAL MEETING

The details of the last three AGMs held, and special resolutions passed by the shareholders in the said AGMs are as under.

Financial Year ended	Day, Date & Time	Venue/Mode	Special Resolutions
March 31, 2021	Thursday, September 23, 2021 1230 hrs (IST)	Through Video Conferencing/ Other Audio-Visual Means Deemed Venue: Registered Office	None
March 31, 2022	Thursday, August 25, 2022 1200 hrs (IST)		None
March 31, 2023	Tuesday, August 22, 2023 1115 hrs (IST)		Approval of the terms of remuneration payable to Mr. Rajit Mehta as the Managing Director of the Company

All the resolutions including special resolution set out in the respective notices of aforesaid AGM were passed by the shareholders. No special resolution is proposed to be conducted through postal ballot on the date of signing of this report.

EXTRAORDINARY GENERAL MEETING

No Extraordinary General Meeting was held during the financial year 2023-24.

RESOLUTIONS PASSED THROUGH POSTAL BALLOT AND PROCESS THEREOF

During the financial year 2023-24, following four resolutions were passed through Postal Ballot Notice. Relevant details for such Postal Ballots are as under:

1. (a) Date of Postal Ballot Notice: November 29, 2023
- (b) Voting period: December 2, 2023 to December 31, 2023
- (c) Date of declaration of result: January 01, 2024
- (d) Effective Date of approval: December 31, 2023

Particulars of Resolution	Votes Polled	Votes in Favour	Votes against	% of Votes in Favour
Ordinary Resolution: Approval of material related party transactions between Antara Senior Living Limited and Max Estates Gurgaon Limited	10,14,825	10,12,881	1,944	99.81

2. (a) Date of Postal Ballot Notice : February 23, 2024
 (b) Voting period : February 29, 2024 to March 29, 2024
 (c) Date of declaration of result : March 30, 2024
 (d) Effective Date of approval : March 29, 2024

Particulars of Resolution	Votes Polled	Votes in favour	Votes against	% of Votes in Favour
Special Resolution: Payment of compensation to Mr. Analjit Singh, Non-executive Chairman of the Company for the Financial Year 2024-25.	2,26,24,327	2,22,13,442	4,10,885	98.18
Special Resolution: Alteration of the Main Object clause of the Memorandum of Association of the Company.	2,26,24,127	2,26,22,652	1,475	99.99
Ordinary Resolution: Approval of material related party transaction(s) between Antara Senior Living Limited and Contend Builders Private Limited.	5,26,887	5,25,118	1,769	99.66

Mr. Kapil Dev Taneja, Partner of M/s Sanjay Grover & Associates, Company Secretaries having office at B-88, 1st Floor, Defence Colony, New Delhi - 110024, performed the duties of Scrutinizer for conducting the Postal Ballot process in a fair and transparent manner.

PROCEDURE FOLLOWED FOR POSTAL BALLOT/E-VOTING

- In accordance with Section 110 and other applicable provisions of the Act read with Rule 20 and 22 of the Companies (Management and Administration) Rules, 2014 and Regulation 44 of the SEBI Listing Regulations, as amended and in accordance with the guidelines prescribed/ various circulars issued by the MCA and SEBI for holding general meetings/conducting postal ballot process, the postal ballot process was conducted by way of electronic voting only.
- In accordance with the above stated MCA Circulars, the Notices of Postal Ballot along with the instructions regarding e-voting were sent only by e-mail to all those Shareholders, whose e-mail addresses were registered with Company, RTA or with the Depositories/Depository Participants and whose names appear in the Register of Shareholders/list of Beneficial Owners as on the Cut-off Date as determined by the Company. The Company also published notices in the newspapers declaring the details of completion of dispatch and other requirements as mandated under the Act for both the Postal Ballot/E-voting activities.
- Members were requested to follow the instructions for e-voting and to vote during the voting period.

- After due scrutiny of e-voting received during voting period as mentioned in Notices of Postal Ballot, scrutinizers had submitted their final reports to the Chairman of the Company, or to any other person duly authorized by him.
- The results of the postal ballots/e-voting were declared in terms of provisions of Secretarial Standard-2. The results were also placed at the website of the Company at www.maxindia.com besides being communicated to Stock Exchanges, where the Company's shares are listed.

Further, no business is proposed to be transacted through postal ballot as on the date of this Report.

MEANS OF COMMUNICATION

Timely disclosure of reliable information and corporate financial performance is the core of good Corporate Governance. Towards this direction, the quarterly/annual results of the Company were announced within the prescribed period and published in the Mint or Financial Express (English) and Nav Shakti (Marathi) Newspapers. The results were also displayed on the Company's website <https://www.maxindia.com/investorrelations/disclosures>

The official news releases and the presentations made to the investors/analysts were also displayed on the Company's website and were also sent to the stock exchanges for dissemination.

DISCLOSURES

a) RELATED PARTY TRANSACTIONS

There were no material significant related party transactions with the Promoters, the Directors or the management, their relatives etc. that may have potential conflict with the interests of the Company at large. Approval for the material related party transaction(s) between Antara Senior Living Limited, a material subsidiary of the Company and its related parties viz Max Estates Gurgaon Limited and Contend Builders Private Limited for their usual business transactions were received from the shareholders of the Company through Postal Ballot in compliance with the SEBI Listing Regulations.

The Company has formulated a policy for transacting with the Related Parties and the same is uploaded at <https://www.maxindia.com/corporate-policies>

Transactions entered with the related parties are disclosed in Note no. 33 under Notes to Accounts to the Standalone financial statements in the Annual Report.

b) COMPLIANCE BY THE COMPANY

The Company has complied with all mandatory requirements of the listing agreement entered into with the Stock Exchanges, SEBI Listing Regulations and other statutory authorities on all matters relating to capital markets during the last three years. No penalties/strictures have been imposed by Stock Exchange/SEBI/Statutory Authority, on any matter related to capital markets, during the last three years.

c) VIGIL MECHANISM- WHISTLE BLOWER POLICY

The Company has adopted a Whistle Blower Policy and has established the necessary mechanism for directors/employees to report concerns about unethical behaviour. The policy provides adequate safeguards against victimization of directors/employees and is available at the website of the Company at <https://www.maxindia.com/corporate-policies>

It is hereby affirmed that no person has been denied the access to the Chairman of the Audit Committee on matters relating to Whistle Blower Policy of the Company.

d) DISCLOSURE OF COMMODITY PRICE RISK AND COMMODITY HEDGING ACTIVITIES

The Company does not deal in commodity activities.

Accordingly, the disclosures pertaining to commodity price risks and commodity hedging activities are not applicable to the Company.

e) DETAILS OF UTILIZATION OF FUNDS RAISED THROUGH PREFERENTIAL ALLOTMENT OR QUALIFIED INSTITUTIONS PLACEMENT AS SPECIFIED UNDER REGULATION 32 (7A)

The Company has not raised any funds through preferential allotment or qualified Institutions placement during the year ended March 31, 2024.

f) DISCLOSURES OF THE COMPLIANCE WITH CORPORATE GOVERNANCE REQUIREMENTS SPECIFIED IN REGULATION 17 TO 27 AND CLAUSES (B) TO (I) OF SUB-REGULATION (2) OF REGULATION 46 OF SEBI LISTING REGULATIONS

The Company has complied with all applicable requirements of the Code of Corporate Governance as stipulated under Regulations 17 to 27 and clauses (b) to (i) of sub-regulation (2) of Regulations 46 of the SEBI Listing Regulations.

g) CONSOLIDATED FEES TO THE STATUTORY AUDITORS OF THE COMPANY

Details of total fees for all services paid by the Company and its subsidiaries (on a consolidated basis) to the statutory auditor and all entities in the network firm/network entity of which the statutory auditor is a part is as under:

Particulars	Amount (in Lakh)
As auditor	
Audit Fee	18,00,000
In other capacity	
Reimbursement of expenses	1,09,700
Certification Fees	80,000
Total	19,89,700

h) MATERIAL SUBSIDIARY COMPANIES

The Company has formulated a policy for determining 'material subsidiaries' which is available at <https://www.maxindia.com/corporate-policies>

During the FY 2023-24, the Company had two material subsidiary Companies viz. Antara Senior Living Ltd. (ASLL) and Antara Purukul Senior Living Ltd. (APSL).

Further, Antara Assisted Care Services Limited (AACSL) has also become a material subsidiary of the Company effective April 01, 2024 as its income for the FY 2023-24

exceeds 10% of the consolidated income as on March 31, 2024.

Mr. Pradeep Pant, Mr. Niten Malhan and Dr. Ajit Singh are common Independent Directors between the Company and ASLL. Mr. Niten Malhan is the common Independent Director between the Company and APSLL & AACSL.

Details of material subsidiaries in terms of Para C of Schedule V of SEBI Listing Regulations are furnished below:

Name of material subsidiary	Date and place of Incorporation	Name and date of appointment of statutory auditors
Antara Senior Living Ltd.	06.05.2011 Delhi	Ravi Rajan & Co, LLP Appointed on August 24, 2023 for a term of five years
Antara Purukul Senior Living Ltd.	21.06.1995 Dehradun	Ravi Rajan & Co, LLP Appointed on August 22, 2023 for a term of five years
Antara Assisted Care Services Limited	05.11.2012 Delhi	Ravi Rajan & Co, LLP Appointed on August 22, 2023 for a term of five years

I) DISCLOSURE ON LOANS OR ADVANCES

During the year 2023-24, the Company and its subsidiaries have not given loan and advances in the nature of loans to firms/companies (other than subsidiaries) in which Directors are interested.

A detailed disclosure with respect to Subsidiaries and Joint Venture Companies of the Company form part of the Directors' Report attached as part of this Annual Report.

GENERAL SHAREHOLDER INFORMATION

A section on the 'General Shareholder Information' is annexed, and forms part of this Annual Report.

MANAGEMENT DISCUSSION & ANALYSIS

A section on the 'Management Discussion & Analysis' is annexed and forms part of this Annual Report.

COMPLIANCE CERTIFICATE ON CORPORATE GOVERNANCE

The certification by the Managing Director and Chief Financial Officer of the Company, in compliance of Regulation 17(8) read

with Part B, Schedule II of the SEBI Listing Regulations, is enclosed as **Annexure-II** to the report.

M/s. Sanjay Grover & Associates, Practicing Company Secretaries have certified that the Company has complied with the conditions of Corporate Governance as stipulated in Schedule V of the SEBI Listing Regulations and the said certificate is annexed as **Annexure-III** to the Report.

A certificate from M/s. Sanjay Grover & Associates, Practicing Company Secretaries certifying that none of the directors on the board of the Company have been debarred or disqualified from being appointed or continuing as directors of companies by Securities and Exchange Board of India/Ministry of Corporate Affairs or any such statutory authority is annexed as **Annexure-IV** to the Report.

UNCLAIMED SHARES

The requisite details of equity shares held in Unclaimed Suspense Account are as under:

S. No.	Particulars	No. of shareholders	No. of equity shares held
1	Aggregate number of shareholders and the outstanding shares lying in the Unclaimed suspense account at the beginning.	5,513	2,86,606
2	Number of shareholders who approached the Company (with complete documentation) for transfer of shares from the Unclaimed Suspense Account during the year.	121	11,138
3	Number of shareholders to whom shares were transferred from the Unclaimed Suspense Account during the year.	121	11,138
4	Aggregate number of shareholders and the outstanding shares lying in the Unclaimed Suspense Account as on March 31, 2024.	5,392	2,75,468

Further the voting rights on the above-mentioned shares shall remain frozen till the rightful owner of such shares claims the shares.

DISCLOSURE IN RELATION TO SEXUAL HARASSMENT OF WOMEN AT WORKPLACE (PREVENTION, PROHIBITION AND REDRESSAL) ACT, 2013

- a. Number of complaints filed during the financial year 2023-24 : NIL
- b. Number of complaints disposed of during the financial year 2023-24 : NA
- c. Number of complaints pending as at end of the financial year 2023-24 : NIL

DISCLOSURE ON DISCRETIONARY REQUIREMENTS

The Company has duly complied with all the mandatory requirements under SEBI Listing Regulations and the status of compliance with the discretionary requirements under Part E of Schedule II of the SEBI Listing Regulations is given below:

A. Shareholders' Rights

The quarterly, half-yearly and annual financial results of the Company are published in newspapers and also posted on the Company's website.

B. Audit Qualification

The auditors have not qualified the financial statement of the Company for the financial year 2023-24.

C. Separate posts of Chairman and the Managing Director or Chief Executive Officer

The Company has separate persons for the post of Chairman and Managing Director. Mr. Analjit Singh, a Non-Executive Promoter Director is the Chairman of the Company. Mr. Rajit Mehta is the Managing Director of the Company. They are not related to each other as per the definition of the term "relative" as defined under the Act.

D. Reporting of Internal Auditor

The Internal Auditor reports directly to the Audit Committee of the Company, to ensure independence of the Internal Audit function.

On behalf of the Board of Directors

Max India Limited

Place: Surrey, UK

Date: May 24, 2024

Analjit Singh

Chairman

(DIN:00029641)

Annexure-I

DECLARATION BY THE MANAGING DIRECTOR ON CODE OF CONDUCT AS REQUIRED BY REGULATION 26(3) OF SEBI (LISTING OBLIGATIONS AND DISCLOSURE REQUIREMENTS) REGULATIONS, 2015

This is to declare and confirm that the Company has received affirmations of compliance with the provisions of Company's Code of Conduct for the financial year ended March 31, 2024 from all Directors and Senior Management personnel of the Company.

On behalf of the Board of Directors
Max India Limited

Place: Gurugram
Date: May 24, 2024

Rajit Mehta
Managing Director

Annexure-II

CERTIFICATION BY MANAGING DIRECTOR AND CHIEF FINANCIAL OFFICER

To
The Board of Directors,
Max India Limited

We, Rajit Mehta, Managing Director and Sandeep Pathak, Chief Financial Officer of Max India Limited ("the Company") to the best of our knowledge and belief, do hereby confirm that:

- A. We have reviewed the financial statements and the cash flow statement of the Company for the financial year ended March 31, 2024 and that to the best of our knowledge and belief:
- (a) these statements do not contain any materially untrue statement or omit any material fact or contain statements that are misleading; and
 - (b) these statements together present a true and fair view of the Company's affairs and are in compliance with existing accounting standards, applicable laws and regulations.
- B. There are, to the best of our knowledge and belief, no transactions entered into by the Company during the year which are fraudulent, illegal or violative of the Company's code of conduct.
- C. We accept responsibility for establishing and maintaining internal controls for financial reporting and that we have evaluated the effectiveness of internal control systems of the Company pertaining to financial reporting and we have disclosed to the Auditors and the Audit Committee, wherever applicable, deficiencies in the design or operation of such internal controls, if any, of which we are aware of, and the steps we have taken or propose to take to rectify these deficiencies.
- D. We have indicated to the Auditors and the Audit Committee, wherever applicable:
- (i) significant changes in internal control over financial reporting during the year;
 - (ii) significant changes in accounting policies during the year and that the same have been disclosed in the notes to the financial statements; and
 - (iii) instances of significant fraud, if any, of which we have become aware and the involvement therein, of the management or any employee having a significant role in the Company's internal control system over financial reporting.

For Max India Limited

Place: Gurugram
Date: May 24, 2024

Rajit Mehta
Managing Director

Sandeep Pathak
Chief Financial Officer

CORPORATE GOVERNANCE CERTIFICATE

To
The Members
Max India Limited

We have examined the compliance of conditions of Corporate Governance by Max India Limited ("the Company"), for the financial year ended March 31, 2024 as stipulated under Regulations 17 to 27 and clauses (b) to (i) of Regulations 46(2) and Para C, D and E of Schedule V to the SEBI (Listing Obligations and Disclosure Requirements) Regulations, 2015 ("LODR Regulations").

The compliance of conditions of Corporate Governance is the responsibility of the management of the Company. Our examination was limited to procedures and implementation thereof, adopted by the Company for ensuring the compliance of the conditions of Corporate Governance. It is neither an audit nor an expression of opinion on the financial statements of the Company.

In our opinion and to the best of our information and according to the explanations given to us, we certify that the Company has complied with the conditions of Corporate Governance as stipulated under Regulations 17 to 27 and clauses (b) to (i) of Regulation 46(2) and Para C, D and E of Schedule V to the LODR Regulations to the extent applicable on the Company.

We further state that such compliance is neither an assurance as to the future viability of the Company nor the efficiency or effectiveness with which the management has conducted the affairs of the Company.

New Delhi
May 24, 2024

For **Sanjay Grover & Associates**
Company Secretaries
Firm Registration No.: P2001DE052900
Peer Review Certificate No.: 4268/2023

Kapil Dev Taneja
Partner
CP No.: 22944 / Mem. No. F4019
UDIN: F004019F000439036

CERTIFICATE OF NON-DISQUALIFICATION OF DIRECTORS
[Pursuant to Regulation 34(3) and Schedule V Para C Clause (10)(i) of the SEBI
(Listing Obligations and Disclosure Requirements) Regulations, 2015]

To,
 The Members
Max India Limited
 (CIN: L74999MH2019PLC320039)
 167, Floor 1, Plot- 167A, Ready Money Mansion,
 Dr. Annie Besant Road, Worli, Mumbai - 400018

- That the equity shares of Max India Limited (herein after referred as the Company) are listed on BSE Limited and National Stock Exchange of India Limited.
- We have examined the relevant disclosures received from the Directors, registers, records, forms, and returns maintained by the Company and produced before us by the Company for the purpose of issuing this Certificate, in accordance with Regulation 34(3) read with Schedule V Para-C Sub clause 10(i) of the Securities Exchange Board of India (Listing Obligations and Disclosure Requirements) Regulations, 2015.
- In our opinion and to the best of our information and according to the verifications and examination of the disclosures under Sections 184, 189, 170, 164, 149 of the Companies Act, 2013 (the Act) and Director Identification Number (DIN) status at MCA portal, www.mca.gov.in, and explanations furnished to us by the Company and its officers, we certify that none of the below named Directors on the Board of the Company as on **March 31, 2024** have been debarred or disqualified from being appointed or continuing as directors of companies by the Securities and Exchange Board of India, Ministry of Corporate Affairs or any such statutory authority:

Sr. No.	Name of Director	Director Identification Number	Date of Appointment
1	Mr. Analjit Singh	00029641	01/06/2020
2	Mr. Mohit Talwar	02394694	15/01/2021
3	Ms. Sharmila Tagore	00244638	01/06/2020
4	Mr. Pradeep Pant	00677064	01/06/2020
5	Ms. Tara Singh Vachani	02610311	01/06/2020
6	Mr. Rajit Mehta	01604819	15/01/2021
7	Mr. Niten Malhan	00614624	01/02/2021
8	Mr. Ajit Singh	02525853	25/05/2022
9	Mr. Rohit Kapoor	06529360	25/05/2022

- Ensuring the eligibility of the appointment/ continuity of every Director on the Board is the responsibility of the management of the Company and our responsibility is to express an opinion on this based on our verification. This certificate is neither an assurance as to the future viability of the Company nor of the efficiency or effectiveness with which the management has conducted the affairs of the Company.
- This certificate is based on the information and records available up to this date and we have no responsibility to update this certificate for the events and circumstances occurring after the date of the certificate.

New Delhi
 May 24, 2024

For **Sanjay Grover & Associates**
 Company Secretaries
 Firm Registration No.: P2001DE052900
 Peer Review Certificate No.: 4268/2023

Kapil Dev Taneja
 Partner
 CP No.: 22944 / Mem. No. F4019
 UDIN: F004019F000439135



GENERAL SHAREHOLDER'S INFORMATION

GENERAL SHAREHOLDER INFORMATION

REGISTERED OFFICE

167, Floor 1, Plot-167A, Ready Money Mansion, Dr. Annie Besant Road, Worli, Mumbai- 400018

CORPORATE OFFICE / INVESTOR HELPLINE

Landmark House, 3rd Floor, Plot No- 65, Sector- 44, Gurugram, Haryana- 122003

Tel. No. : +91 124 6984444

e-mail: investorhelpline@maxindia.com

REGISTRAR AND SHARE TRANSFER AGENT

Mas Services Limited, T-34, 2nd Floor, Okhla Industrial Area, Phase - II New Delhi-110 020

Tel-011 26387281/82/83, Fax-011 26387384

e-mail: investor@masserv.com

ANNUAL GENERAL MEETING

Date and Time: Monday, September 23, 2024 at 1430 hours (IST) through Video Conference or Other Audio-Visual Means.

VENUE

The deemed venue for the AGM shall be the Registered Office of the Company.

BOOK CLOSURE

From Tuesday, September 17, 2024 to Monday, September 23, 2024 (both days inclusive).

FINANCIAL YEAR

The financial year of the Company starts from April 1st of a year and ends on March 31st of the following year.

FINANCIAL CALENDAR 2024-25

- | | |
|---|------------------------|
| 1. First quarter results | - By August 14, 2024 |
| 2. Second quarter & half yearly results | - By November 14, 2024 |
| 3. Third quarter results | - By February 14, 2025 |
| 4. Annual results | - By May 30, 2025 |

LISTING ON STOCK EXCHANGES

The Equity Shares of the Company are listed on the BSE Limited ('BSE') and the National Stock Exchange of India Limited ('NSE').

The Company confirms that it has paid annual listing fees due to BSE and NSE for the year 2024-25.

CONNECTIVITY WITH DEPOSITORIES

The Company's shares are in dematerialized mode through the National Securities Depository Limited (NSDL) and Central Depository Services (India) Limited (CDSL).

STOCK CODE/SCRIP CODE

BSE - 543223

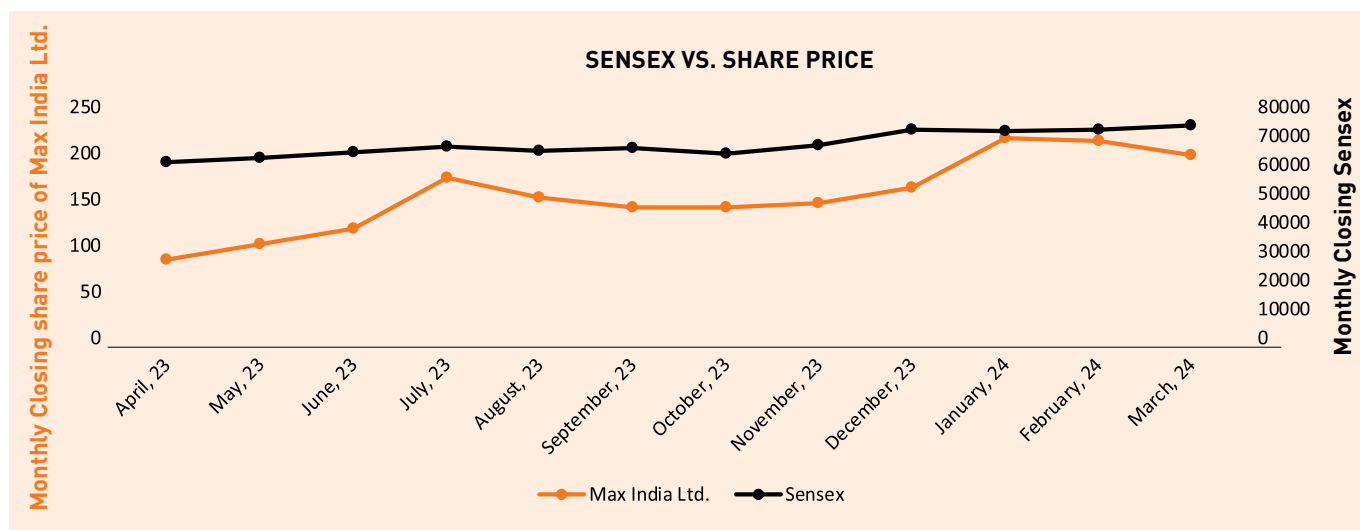
NSE - MAXIND

Demat ISIN No. for NSDL and CDSL - INE0CG601016

SHARE PRICE DATA - MONTHLY HIGH AND LOW QUOTATION ON NSE AND BSE

Month	NSE		BSE	
	High (Rs.)	Low (Rs.)	High (Rs.)	Low (Rs.)
April, 2023	95.90	79.80	95.86	80.00
May, 2023	103.00	89.00	102.79	89.10
June, 2023	124.40	101.40	124.95	100.10
July, 2023	174.80	117.00	174.50	116.10
August, 2023	195.00	150.15	194.90	148.80
September, 2023	169.20	135.15	169.00	135.50
October, 2023	156.45	129.30	157.15	129.15
November, 2023	154.40	138.55	154.50	136.00
December, 2023	170.00	137.45	168.50	134.00
January, 2024	233.30	172.65	233.95	174.90
February, 2024	224.00	179.55	224.90	182.00
March, 2024	224.90	194.00	227.00	194.15

PERFORMANCE OF SHARE PRICE OF THE COMPANY IN COMPARISON TO BSE SENSEX



SHAREHOLDING PATTERN AS ON MARCH 31, 2024

Category	No. of shares held	% of shareholding
Promoters & Promoter Group	21,991,013	50.94
Non-Promoters		
Mutual Funds & Alternate Investment Funds	3,50,848	0.81
Banks & NBFCs	1085	0.00
Foreign Portfolio Investors	4,117,813	9.54
Bodies Corporate	9,04,075	2.09
Non-resident Indians	11,25,213	2.61
Clearing Members	22,309	0.05
Foreign Nationals & Foreign Companies	343	0.00
Directors/ Key Managerial Personnel and their relatives	131029	0.30
Resident Individuals	1,42,49,372	33.01
Trusts	2200	0.01
Max India Limited - Unclaimed Share Demat Suspense Account	2,75,468	0.64
Total	4,31,70,768	100

DISTRIBUTION OF SHAREHOLDING AS ON MARCH 31, 2024

Shareholding	No. of Shareholders	Percentage to total	No. of shares	Percentage to total
1 to 5000	37258	92.29	27,90,796	6.47
5001 to 10000	1481	3.67	11,35,771	2.63
10001 to 20000	731	1.81	10,78,426	2.49
20001 to 30000	253	0.63	6,35,251	1.47
30001 to 40000	141	0.35	5,00,280	1.16
40001 to 50000	127	0.31	5,96,103	1.38
50001 to 100000	180	0.45	13,01,898	3.02
100001 and above	196	0.49	3,51,32,243	81.38
Total	40367	100.00	4,31,70,768	100.00

DEMATERIALIZATION STATUS AS ON MARCH 31, 2024

The entire shareholding of the Company, i.e., 4,31,70,768 equity shares of Rs. 10/- each was held in dematerialised form as on March 31, 2024.

RECONCILIATION OF SHARE CAPITAL AUDIT

As stipulated by the Regulation 76 of SEBI (Depositories and Participants) Regulations, 2018, a firm of practicing Company Secretary carries out the Reconciliation of Share Capital Audit, on a quarterly basis, to reconcile the total admitted capital with National Securities Depository Limited (NSDL) and Central Depository Services (India) Limited (CDSL) with the total listed and paid-up capital. The audit report, *inter-alia*, confirms that the total listed and paid-up capital of the Company is in agreement with the total number of shares in dematerialized form.

FOR SHAREHOLDERS HOLDING SHARES IN DEMATERIALIZED MODE

The entire share capital of the Company is in demat mode. Therefore, shareholders are requested to intimate all changes with respect to bank details, mandate, nomination, power of attorney, change of address, change of name etc, to their depository participant (DP). These changes will be reflected in the Company's records on the downloading of information from Depositories, which will help the Company provide better service to its shareholders.

SHARE TRANSFER SYSTEM

The entire share capital of the Company is held in demat form. The transfer of Equity Shares in dematerialized form are done through depositories with no involvement of the Company.

In terms of the SEBI (Listing Obligations and Disclosure Requirements) Regulations, 2015, securities of listed companies can only be transferred in dematerialized form including where the claim is lodged for transmission or transposition of shares.

Shares transferred to Max India Limited - Unclaimed Share Demat Suspense Account ("Demat Suspense Account") can be claimed from the Company in demat form only. All such shareholders whose shares are lying in Demat Suspense Account are requested to approach the Registrar and Share Transfer Agent (RTA) of the Company to know the procedure of claiming such shares by forwarding a request letter duly signed by all them along with their complete postal address along with PIN code, a copy of PAN card & proof of address.

OUTSTANDING GDRS/ADRS/WARRANTS OR ANY CONVERTIBLE INSTRUMENTS, CONVERSION DATE AND LIKELY IMPACT ON EQUITY:

As at March 31, 2024, the Company did not have any outstanding GDRs/ADRs/ Warrants or any convertible instruments.

LIST OF ALL CREDIT RATINGS OBTAINED BY THE ENTITY ALONG WITH ANY REVISIONS THERETO DURING THE RELEVANT FINANCIAL YEAR, FOR ALL DEBT INSTRUMENTS OF SUCH ENTITY OR ANY FIXED DEPOSIT PROGRAMME OR ANY SCHEME OR PROPOSAL OF THE LISTED ENTITY INVOLVING MOBILIZATION OF FUNDS, WHETHER IN INDIA OR ABROAD

Not Applicable

COMMODITY PRICE RISKS AND COMMODITY HEDGING ACTIVITIES

The Company does not deal in Commodity Activities. The Commodity price risks and commodity hedging activities are not applicable to the Company.

PLANT LOCATIONS

Not Applicable

COMMUNICATION OF FINANCIAL RESULTS

The unaudited quarterly financial results and the audited annual accounts are generally published in the Mint or Financial Express (English) and Navshakti (Marathi) newspapers. The financial results, press releases and presentations, if any, are communicated to the NSE and BSE and are also displayed on the Company's website.

ADDRESS FOR CORRESPONDENCE WITH THE COMPANY

Investors and shareholders can correspond with the office of the Registrar and Share Transfer Agent of the Company or the Corporate Office of the Company at the following addresses:

Mas Services Limited (Registrar & Share Transfer Agent)

T-34 ,2nd Floor, Okhla Industrial Area, Phase – II New Delhi – 110 020

Contact Persons

Mr. Sharwan Mangla

Tel No.:-011-26387281/82/83

e-mail: investor@masserv.com

Max India Limited

Secretarial Department

Landmark House, 3rd Floor, Plot No- 65, Sector- 44, Gurugram, Haryana- 122003

Tel. No.: +91 124 6984444

e-mail: investorhelpline@maxindia.com

Company Secretary and Compliance Officer

Mr. Pankaj Chawla

Tel. No.:- +91 124 6984444

e-mail:- pchawla@maxindia.com

Please visit us at <https://www.maxindia.com> for financial and other information about the Company.



The image features a white background with a large, solid orange shape on the left side. This shape consists of a vertical bar and a large circle that overlaps it. Below the circle, there is a light orange triangle pointing downwards and to the right. The text 'BOARD'S REPORT' is positioned to the right of the orange shapes.

BOARD'S REPORT

BOARD'S REPORT

Dear Members,

Your directors have the pleasure of presenting the 5th Board's Report of Max India Limited ('the Company') along with the Audited Financial Statements for the financial year ended March 31, 2024.

FINANCIAL PERFORMANCE

The highlights of the Standalone and Consolidated financial performance of the Company for the financial year ended March 31, 2024, is summarized below:

(₹ in Crore)

Particulars	Standalone		Consolidated	
	FY 2024	FY2023	FY 2024	FY2023
Revenue from operations	31.2	32.5	175.6	201.0
Other income	1.0	0.5	19.1	12.4
Total income	32.2	33.0	194.7	213.4
Expenses				
Employee benefits expense	12.6	10.0	78.2	54.3
Cost of raw material and components consumed	-	-	13.2	4.5
(Increase)/decrease in inventories of finished goods and work in progress	-	-	45.0	79.2
Other expenses	14.6	13.8	93.6	62.5
Total expenses	27.2	23.8	230.0	200.5
EBITDA	5.0	9.2	(35.3)	12.9
Depreciation and amortisation expense	2.7	2.2	10.2	8.5
Finance costs	0.6	0.2	4.6	6.2
Profit/(Loss) before exceptional item, the share of loss in joint ventures, and tax	1.7	6.8	(50.1)	(1.8)
Share of loss of joint ventures	-	-	1.1	(1.2)
Exceptional income/expense	(0.1)	4.5	0.0	-
Profit/(Loss) before tax	1.6	11.3	(49.0)	(3.0)
Tax expense/(credit)	0.4	(0.9)	7.4	7.4
Profit/(Loss) after tax	1.2	12.2	(56.4)	(10.4)
Other comprehensive income	(0.1)	(0.1)	(0.2)	0.3
Total comprehensive income/(Loss)	1.1	12.1	(56.6)	(10.1)

In accordance with the Companies Act, 2013 ("Act") and Regulation 34 of the SEBI (Listing Obligations and Disclosure Requirements) Regulation, 2015 ("SEBI Listing Regulations"), the audited consolidated financial statements are provided as part of this Annual Report and shall also be laid before the shareholders at ensuing Annual General Meeting of the Company. Both standalone and consolidated financial statements have been prepared in accordance with the Indian Accounting Standards (IND AS) notified under the Companies (Indian Accounting Standards), Rules, 2015.

TRANSFER TO GENERAL RESERVES

The Company has not transferred any amount to general reserves for the financial year ended March 31, 2024.

DIVIDEND

Considering the future business plans of the Company, the Board of Directors did not recommend any dividend for FY 2023-24, on the Equity Share Capital of the Company.

The Company had voluntarily adopted the Dividend Distribution Policy, in terms of regulation 43A of the SEBI Listing Regulations and the same can be accessed at <https://www.maxindia.com/corporate-policies>

OPERATIONS AND BUSINESS PERFORMANCE

Kindly refer to the Management Discussion & Analysis which forms part of this report.

BUSINESS OPERATIONS

Your Company is primarily engaged in the business of making and holding investments in various subsidiaries and Joint Venture Companies and growing and nurturing these business investments and providing shared services to various group Companies. There has been no change in the nature of business of the Company during the year under review.

The substantial source of income of the Company for the financial year ended March 31, 2024 *inter-alia* comprised of Treasury Income, Income from shared services, and Rental income from leasing out of space owned by the Company.

SUBSIDIARIES, ASSOCIATES AND JOINT VENTURES

As on March 31, 2024, your Company has six Subsidiary Companies and one Joint Venture Company as detailed below:

SUBSIDIARIES

- a) Antara Senior Living Limited ("ASLL"), a wholly owned subsidiary company, is *inter-alia* engaged in the business of developing vibrant residential communities for seniors that offer "Lifestyle with Lifecare".
- b) Antara Purukul Senior Living Limited ("APSLL"), a wholly owned subsidiary of ASLL, is *inter-alia* engaged in the business of owning, developing, operating and establishing vibrant residential senior living communities that offer "Lifestyle with Lifecare".
- c) Antara Assisted Care Services Limited ("AACSL"), a wholly owned subsidiary company, is *inter-alia* engaged in the business of creating care homes and memory care homes to address the need for assistance for daily living/specialized care/memory care in seniors and also to provide same care services at home based on customer needs and preferences. AACSL also provides MedCare and Antara AGEasy Products.
- d) Max Skill First Limited ("Max Skill"), a wholly owned subsidiary company, has not been engaged in any business activity.
- e) Max Ateev Limited ("Max Ateev"), a wholly owned

subsidiary company, has not been engaged in any business activity. The sole investment held by Max Ateev, comprising of 20% of the equity stake of Forum I Aviation Private Limited was also divested for an aggregate consideration of approximately Rs. 8.04 crores during the month of February 2024.

- f) Max UK Limited, a wholly owned subsidiary company is engaged in the business of providing business and administrative support services to various group companies of the Company, being the parent company, at United Kingdom.

JOINT VENTURES

Contend Builders Private Limited (held through ASLL) is primarily engaged in the development of Senior Living community in Noida.

Forum-I Aviation Private Limited (held through Max Ateev) ceased to be the joint venture effective January 25, 2024.

The performance and financial position of Subsidiaries and Joint Ventures and the contribution made by these entities, included in the consolidated financial statements, and also presented in Form AOC-1 is attached to this report as '**Annexure-1**'.

Further, a detailed update on the business operations of the Company's key operating subsidiaries is furnished as part of the Management Discussion & Analysis section which forms part of this Report.

As provided in Section 136 of the Act, the financial statements and other documents of the subsidiary companies are not attached with the financial statements of the Company. The complete set of financial statements including financial statements of the subsidiary companies is available on our website at <https://www.maxindia.com/financialreports>

MATERIAL UNLISTED SUBSIDIARY

In terms of the provisions of SEBI Listing Regulations, your Company has a policy for determining 'Material Subsidiary' and the said policy is available on the Company's website at <https://www.maxindia.com/corporate-policies>

During the FY 2023-24, your Company had two material subsidiaries, viz., Antara Senior Living Limited and Antara Purukul Senior Living Limited.

Further, Antara Assisted Care Services Limited has also become a material subsidiary of the Company effective April 01, 2024 as its income for the FY 2023-24 exceeds 10% of the consolidated income of the Company as on March 31, 2024.

SHARE CAPITAL

AUTHORISED SHARE CAPITAL

During FY 2023-24, there was no change in the Authorised Share Capital of the Company. Authorized Share Capital of the Company as on March 31, 2024, was Rs. 60,05,00,000 comprising of 6,00,50,000 equity shares of Rs. 10/- each.

ISSUED, SUBSCRIBED AND PAID-UP SHARE CAPITAL

During FY 2023-24, the Company has allotted 1,41,759 equity shares to two eligible option holders upon exercise of options granted to them under 'Max India Limited - Employee Stock Option Plan 2020'. Consequent to the aforesaid allotment, the issued, subscribed and paid up capital as on March 31, 2024, stood at Rs. 43,17,07,680 comprising of 4,31,70,768 equity shares of Rs. 10 each.

EMPLOYEE STOCK OPTION PLAN

Your Company grants share based benefits to eligible employees with a view to attract and retain talent, align individual performance with the Company objectives and promote increased participation by them in the growth of the Company.

Your Company has an employee stock option plan viz. 'Max India Limited - Employee Stock Option Plan 2020' ('the **ESOP Plan**') which was approved by shareholders of the Company on December 28, 2020.

The total number of stock options that can be granted pursuant to the ESOP Plan are 26,89,313 stock options to or for the benefit of such person(s) who are the employees of the Company / Subsidiary Companies. The ESOP Plan is administered by the Nomination and Remuneration Committee constituted by the Board of Directors of the Company.

There is no change in the ESOP plan during the FY 2023-24. The ESOP plan is in compliance with the SEBI (Share Based Employee Benefits and Sweat Equity) Regulations, 2021.

During FY 2023-24, the Company has granted 4,12,742 stock options to the eligible employees of the Company and its subsidiary companies. Two option holders exercised their options during the year under review and were allotted 1,24,330 and 17,429 shares at exercise prices of Rs. 64.43 and Rs. 76.60 respectively. 1,82,142 stock options issued to one of the employees of a subsidiary company were cancelled and forfeited due to the cessation of employment of said employee with the Subsidiary Company. Such cancelled options were made available for future grants under the ESOP plan of the Company. The applicable disclosures as stipulated under SEBI (Share Based Employee Benefits and Sweat Equity) Regulations, 2021 with regard to ESOP Plan of the Company are available at the website of the Company at <https://www.maxindia.com/financialreports>

The Company has obtained a certificate from the Secretarial Auditors of the Company confirming that the ESOP Plan has been implemented in accordance with the SEBI (Share Based Employee Benefits and Sweat Equity) Regulations, 2021 and resolutions passed by the Shareholders of the Company. The said certificate will be made available for inspection during the AGM to any person having right to attend the meeting.

DIRECTORS & KEY MANAGERIAL PERSONNEL(S)

As of the date of this report, the Board of Directors of the Company comprises of Nine Board members including One Executive Director and Eight Non-Executive Directors out of which Five are Independent. Mr. Analjit Singh, Chairman of the Company is a Non-Executive and Non-Independent Promoter Director.

During the FY 2023-24, Mr. Ashok Kacker and Ms. Bhawna Agarwal, Independent Directors, resigned from the Board on August 31, 2023 and October 12, 2023 respectively as part of their planned transition and to fulfil their several other responsibilities and professional commitments.

In terms of Section 152 of the Act and the Articles of Association of the Company, Mr. Mohit Talwar and Ms. Tara Singh Vachani are liable to retire by rotation at the ensuing Annual General Meeting. They have offered themselves for re-appointment at the ensuing Annual General Meeting. Further in terms of Regulation 17(1D) of SEBI Listing Regulations, your Directors recommend continuation of Mr. Analjit Singh as Non-Executive Director of the Company for a further period of 5 years effective June 01, 2025 for the approval of shareholders of the Company at the ensuing Annual General Meeting.

Brief profiles of aforesaid directors are given in the Annual Report.

The Board met four times during the financial year 2023-24. The details of the attendance of the Directors are as under:

S.No.	Date	Board Strength	No. of Directors Present
1	May 25, 2023	11	11
2	August 11, 2023	11	10
3	October 26, 2023	9	9
4	February 8, 2024	9	9

The details regarding the number of meetings attended by each Director for the financial year ended March 31, 2024 have been furnished in the Corporate Governance Report attached as part of this Annual Report.

As of the date of this Report, Mr. Rajit Mehta, Managing Director, Mr. Sandeep Pathak, Chief Financial Officer and Head-Legal and Mr. Pankaj Chawla, Company Secretary are the Key Managerial Personnel (KMP) of the Company.

STATEMENT OF DECLARATION BY INDEPENDENT DIRECTORS

In terms of Section 149(6) of the Act and Regulation 16 & 25 of SEBI Regulations, the following five Non- Executive Directors are categorized as Independent Directors of the Company:

- a) Ms. Sharmila Tagore (DIN: 00244638);
- b) Mr. Pradeep Pant (DIN: 00677064);
- c) Mr. Niten Malhan (DIN: 00614624);
- d) Dr. Ajit Singh (DIN: 02525853); and
- e) Mr. Rohit Kapoor (DIN:06529360).

The Board of Directors has evaluated these Independent Directors and opined that the integrity, expertise, and experience (including proficiency) of these Independent Directors are satisfactory.

The Company has received requisite declaration of independence from all the above-mentioned Independent Directors in terms of the Act and SEBI Listing Regulations, confirming that they continue to meet the criteria of independence and that of their registration with the Indian Institute of Corporate Affairs (IICA) database.

COMMITTEES OF THE BOARD OF DIRECTORS

As of March 31, 2024, the Company has four Board-level Committees, which have been established in compliance with the requirements of the business and relevant provisions of applicable laws and statutes:

1. Audit Committee;
2. Nomination and Remuneration Committee;
3. Stakeholders Relationship Committee and
4. Strategy and Investment Committee.

A detailed note on the composition of the Board and its Committees, governance of committees including its terms of reference, number of committee meetings held during the FY 2023-24 and attendance of the members, is provided in the Report of Corporate Governance forming part of this Integrated Annual Report.

During FY 2023-24, all the recommendations made by Board committees were accepted by the Board.

PERFORMANCE EVALUATION OF THE BOARD

As per the requirements of the Act and SEBI Listing Regulations, a formal Annual Evaluation process has been carried out for evaluating the performance of the Board, the Committees of the Board, and the Individual Directors including the Chairperson.

The Board of Directors has evaluated the performance of Independent Directors during the year 2023-24 and opined that

the integrity, expertise and experience (including proficiency) of the Independent Directors are satisfactory.

The performance evaluation was carried out by obtaining feedback from all Directors through an online survey mechanism through Diligent Boards, a secured electronic medium through which the Company interfaces with its Directors. The directors were also provided an option to participate through physical mode. The outcome of this performance evaluation was placed before the Nomination and Remuneration Committee and Independent Directors' Committee and the Board meeting for the consideration of the members.

The review concluded by affirming that the Board as a whole as well as its Chairman, all of its members, individually, and the Committees of the Board continued to display a commitment to good governance by ensuring a constant improvement of processes and procedures and contributed their best in the overall growth of the organization.

HUMAN RESOURCES

Your Company is primarily engaged in growing and nurturing business investment as a holding company and providing management advisory services to group Companies. The remuneration of employees is competitive with the market and rewards high performers across levels. The remuneration to Directors, Key Managerial Personnel and Senior Management is a balance between fixed, incentive pay, and a long-term equity program based on the performance objectives appropriate to the working of the Company and its goals and is reviewed periodically and approved by the Nomination and Remuneration Committee of the Board.

Details pursuant to Section 197 (12) of the Act read with the Rule 5(1) and Rule 5(2) of Companies (Appointment and Remuneration of Managerial Personnel) Rules, 2014 are attached as 'Annexure- 2' and 'Annexure-3' to this report.

As on March 31, 2024, there were 20 employees on the rolls of the Company.

NOMINATION & REMUNERATION POLICY

In adherence to the provisions of Section 134 (3)(e) and 178 (1) & (3) of the Act, the Board of Directors had approved a policy on the Director's appointment and remuneration. The said policy includes terms of appointment, criteria for determining qualifications, performance evaluation of Directors and other matters. A copy of the same is available at <https://www.maxindia.com/corporate-policies>

LOANS, GUARANTEES OR INVESTMENTS IN SECURITIES

The details of loans given, and investments made by the company pursuant to the provisions of Section 186 of the

Act, are provided in Note no 38, to the standalone financial statements of the Company.

The details of the corporate guarantee are provided in note no. 29(B) to the standalone financial statements of the Company.

MANAGEMENT DISCUSSION & ANALYSIS

In terms of Regulation 34 of SEBI Listing Regulations, a review of the performance of the Company, including those of operating subsidiary Companies, is provided in the Management Discussion & Analysis section, which forms part of this Annual Report.

REPORT ON CORPORATE GOVERNANCE

The Company has complied with all the mandatory requirements of Corporate Governance applicable on it specified by the Securities and Exchange Board of India through Part C of Schedule V of SEBI Listing Regulations. As required by the said Clause, a separate report on Corporate Governance forms part of the Annual Report of the Company.

A certificate from M/s Sanjay Grover & Associates, Practicing Company Secretaries regarding compliance with the conditions of Corporate Governance pursuant to Part E of Schedule V of SEBI Listing Regulations, is Annexed to the Corporate Governance reports forms part of this Annual Report. Further, a certificate from the Managing Director and Chief Financial Officer on compliance of Part B of Schedule II of SEBI Listing Regulations, forms part of the Corporate Governance Report.

BUSINESS RESPONSIBILITY AND SUSTAINABILITY REPORT

In terms of the provisions of SEBI Listing Regulations, as amended from time to time, the requirement of submission of the Business Responsibility and Sustainability Report is not applicable on the Company.

STATUTORY AUDITORS AND AUDITORS' REPORT

Pursuant to Sections 139 and other applicable provisions, if any, of the Act, M/s. Ravi Rajan & Co., LLP, Chartered Accountants, were appointed as the Statutory Auditors of the Company for a second tenure of five years at the AGM held on August 25, 2022, to hold the office till the conclusion of the 8th AGM of the Company to be held in the year 2027.

There are no audit qualifications, reservations, disclaimers or adverse remarks or reporting of fraud in the Statutory Auditors Report given by M/s Ravi Rajan & Co., LLP, Statutory Auditors of the Company for the financial year 2023-24 which is annexed in this Annual Report.

SECRETARIAL AUDITORS AND SECRETARIAL AUDIT REPORT

Pursuant to Section 204 of the Act, the Company re-appointed M/s Sanjay Grover & Associates, Practicing Company Secretaries, New Delhi as its Secretarial Auditors to conduct the Secretarial Audit of the Company for the FY 2023-24. The Company provided all assistance and facilities to the secretarial auditors for conducting the audit. The Report of Secretarial Auditor for the Financial Year ended March 31, 2024 is annexed to this report as '**Annexure-4**'.

There are no audit qualifications, reservations, or any adverse remark in the said Secretarial Audit Report.

The Annual Secretarial Compliance Report of the Company pursuant to Regulation 24A of SEBI Listing Regulations, read with SEBI Circular No. CIR/CFD/CMD1/27/2019 dated February 08, 2019, is uploaded on the website of the Company at <https://www.maxindia.com/investorrelations/annualSecretarialComplianceReport>

Pursuant to the requirements of Regulation 24A of SEBI Listing Regulations, the Secretarial Audit Reports of material subsidiaries Companies namely, Antara Senior Living Limited, Antara Purukul Senior Living Limited and Antara Assisted Care Services Limited are enclosed as '**Annexure - 5, 6 and 7**'.

INTERNAL AUDITORS

The Company follows a robust Internal Audit process and audits are conducted on a regular basis, throughout the year, as per the agreed audit plan. During the year under review, M/s. MGC Global Risk Advisory LLP were re-appointed as Internal Auditors for conducting the Internal Audit of key functions and assessment of Internal Financial Controls etc.

INTERNAL FINANCIAL CONTROLS

The Company has in place adequate internal financial controls. During the year, such controls were tested and no reportable material weaknesses in the design or operation were observed. The Management has reviewed the existence of various risk-based controls in the Company and also tested the key controls towards assurance for compliance for the present fiscal.

In the opinion of the Board, the existing internal control framework is adequate and commensurate with the size and nature of the business of the Company. Further, the testing of the adequacy of internal financial controls over financial reporting has also been carried out independently by the Statutory Auditors as mandated under the provisions of the Act.

There were no instances of fraud reported by the auditors to the Audit Committee or the Board of Directors for the financial year ended March 31, 2024.

RISK MANAGEMENT

Your Company considers that risk is an integral part of the businesses carried by it through its subsidiary companies and therefore, proper steps have always been taken to manage all risks in a proactive and efficient manner. The Board from time to time identifies the risks impacting the business and formulates strategies/policies aimed at risk mitigation as part of risk management. Further, a core team comprising of senior management employees of operational subsidiary Companies has also been formed to identify and assess key risks, risk appetite, tolerance levels and formulate strategies for the mitigation of risks identified in consultation with process owners.

All operating subsidiary companies maintain their separate "Risk Registers" which is a framework used to identify and assess key risks, risk probability, risk impact and strategies for mitigation of such risks in consultation with process owners. These Risk Registers are regularly placed before the Board of these companies for providing comprehensive status and potential impact of such risks on the operations of such companies.

There are no risks which, in the opinion of the Board, threaten the very existence of your Company. However, some of the challenges/risks faced by key operating Subsidiary Companies have been set out with in detail in the Management Discussion and Analysis section forming part of this Annual Report.

VIGIL MECHANISM

The Company has a vigil mechanism pursuant to which a Whistle Blower Policy has been adopted and is in place. The Policy ensures that strict confidentiality is maintained whilst dealing with concerns raised and also that no discrimination will be meted out to any person for a genuinely raised concern in respect of any unethical and improper practices, fraud or violation of Company's Code of Conduct.

The said Policy covers all employees, Directors and other persons having association with the Company. The policy is hosted on the Company's website at <https://www.maxindia.com/corporate-policies>

A brief note on Vigil Mechanism/Whistle Blower Policy is also provided in the Report on Corporate Governance, which forms part of the Annual Report 2023-24.

CONTRACTS OR ARRANGEMENTS WITH RELATED PARTIES

All transactions entered by the Company during the financial year with related parties were in the ordinary course of business and on an arm's length basis which does not fall under the scope of Section 188(1) of the Act.

There is no material contract or arrangement as such entered by the Company, in terms of the Act. Accordingly, the disclosure of related party transactions as required under Section 134(3)(h) of the Act, in Form AOC-2 is not applicable to the Company for FY 2023-24 and hence does not form part of this report.

However, approvals for the material related party transaction(s) between Antara Senior Living Limited, a material subsidiary of the Company and its related parties viz. Max Estates Gurgaon Limited and Contend Builders Private Limited for their usual business transactions were received from the shareholders through Postal Ballot in compliance with the SEBI Listing Regulations.

The details of all the Related Party Transactions between the Company and its Related Parties form part of Note No. 33 to the standalone financial statements attached to this Annual Report.

The Policy on the materiality of related party transactions and dealing with related party transactions as approved by the Board may be accessed on the Company's website at <https://www.maxindia.com/corporate-policies>

PARTICULARS OF CONSERVATION OF ENERGY, TECHNOLOGY ABSORPTION AND FOREIGN EXCHANGE EARNINGS & OUTGO

The information on the conservation of energy, technology absorption and foreign exchange earnings & outgo as stipulated under Section 134(3)(m) of the Act, read with Companies (Accounts) Rules, 2014 is as follows:

a) Conservation of Energy

- (i) The Company took following steps for conservation of energy:
 1. Routine maintenance of all electrical appliances is conducted to ensure no wastage of energy.
 2. Replacement of electric items with energy efficient appliances (example – LEDs, energy efficient appliances / Equipment etc.).
 3. Lighting control – Ensuring the electric appliances (fans, LEDs etc.) are turned off in un-occupied rooms or areas and using daylight as much as possible during the daytime.
- (ii) the steps taken by the Company for using alternate sources of energy: Since the Company is not an energy intensive unit, utilization of alternate source of energy may not be feasible.
- (iii) Capital investment on energy conservation equipment: Nil

b) Technology Absorption

Your Company is not engaged in manufacturing activities, therefore there is no specific information to be furnished in this regard.

There was no expenditure incurred on Research and Development for the financial year ended March 31, 2024.

c) Foreign Exchange Earnings and Outgo

The foreign exchange earnings and outgo are given below:

Total Foreign Exchange earned	Nil
Total Foreign Exchange used	Rs. 3.99 Crores

ANNUAL RETURN

The Annual Return as on March 31, 2024 pursuant to Section 92 of the Act read with Companies (Management and Administration) Rules, 2014, is available on the website of the Company at <https://www.maxindia.com/financialreports>

DIRECTORS' RESPONSIBILITY STATEMENT

Pursuant to the requirement under Section 134(5) of the Act, it is hereby confirmed that:

- (a) In the preparation of the annual accounts, the applicable accounting standards had been followed along with proper explanation relating to material departures, if any;
- (b) The Directors had selected such accounting policies and applied them consistently and made judgments and estimates that are reasonable and prudent so as to give a true and fair view of the state of affairs of the Company at the end of the financial year and of the profit of the Company for that period;
- (c) The Directors had taken proper and sufficient care for the maintenance of adequate accounting records in accordance with the provisions of the Act, for safeguarding the assets of the Company and for preventing and detecting fraud and other irregularities;
- (d) The Directors had prepared the annual accounts on a going concern basis;
- (e) The Directors had laid down internal financial controls to be followed by the Company and that such internal financial controls are adequate and were operating effectively; and
- (f) The Directors had devised proper systems to ensure compliance with the provisions of all applicable laws and that such systems were adequate and operating effectively.

SIGNIFICANT AND MATERIAL ORDERS PASSED BY THE REGULATORS OR COURTS OR TRIBUNALS

During the year under review, there were no such significant and material orders passed by the regulators or courts or tribunals which could impact the going concern status and company's operations in the future.

UNCLAIMED SHARES

The details of unclaimed shares form part of the Corporate Governance Report of the Company.

TRANSFER TO INVESTOR EDUCATION AND PROTECTION FUND

The Company was not required to transfer any funds to the Investor Education and Protection Fund for the financial year ended March 31, 2024.

CORPORATE SOCIAL RESPONSIBILITY (CSR)

The provision under section 135 of the Act, w.r.t constitution of CSR Committee and contribution towards CSR activities are not applicable to the Company for FY 2023-24. A copy of CSR policy approved by the Board of Director of the Company in accordance with the provisions of Section 135 of the Act, read with Companies (Corporate Social Responsibility Policy) Rules, 2014 is available on the website of the Company at <https://www.maxindia.com/corporate-policies>. The CSR Policy comprises a Vision and Mission Statement, philosophy, and objectives. It also explains the governance structure along with clarity on roles and responsibilities. The Annual Report on the CSR Activities of the Company for the financial year ended March 31, 2024 is enclosed as 'Annexure-8'.

DISCLOSURE ABOUT THE RECEIPT OF THE COMMISSION

In terms of Section 197(14) of the Act and rules made there under, no director has received any commission from the company or its subsidiary company, thus the said provision is not applicable on the Company for the financial year ended March 31, 2024.

However, during the year under review, Ms. Tara Singh Vachani, Vice Chairperson & Non-Executive Director and Mr. Rajit Mehta, Managing Director of the Company, received remuneration from Antara Senior Living Limited (ASLL), a wholly owned subsidiary of the Company in their capacity of Executive Chairperson and Managing Director & CEO, respectively of ASLL, in compliance with applicable provisions of the Act.

PREVENTION OF SEXUAL HARASSMENT OF WOMEN AT THE WORKPLACE

The Company has a requisite policy for the Prevention of

Sexual Harassment, which is available on the website of the Company at <https://www.maxindia.com/corporate-policies>. The comprehensive policy ensures gender equality and the right to work with dignity. The company has complied with the provisions relating to the constitution of the Internal Complaints Committee (ICC) under the Sexual Harassment of Women at Workplace (Prevention, Prohibition and Redressal) Act, 2013.

No case was reported to the Committee for the financial year ended March 31, 2024.

OTHER DISCLOSURES

- a) The Company has not accepted any deposits from the public and as such, no amount on account of principal or interest on public deposits was outstanding as on the date of the balance sheet.
- b) The Company has not issued shares with differential voting rights and sweat equity shares during the year under review.
- c) The Company has complied with the applicable Secretarial Standards relating to 'Meetings of the Board of Directors' and 'General Meetings' during the year.
- d) Maintenance of cost records and requirement of cost Audit as prescribed under the provisions of Section 148(1) of the

Act, are not applicable to the business activities carried out by the Company.

- e) To the best of our knowledge and belief, there are no proceedings initiated/pending against the company under the Insolvency and Bankruptcy Code, 2016 which can have a material impact on the business of the Company.
- f) There were no instances where your Company required the valuation for one time settlement or while taking the loan from the Banks or Financial institutions.

ACKNOWLEDGEMENTS

The Company's organizational culture upholds professionalism, integrity and continuous improvement across all functions, as well as efficient utilization of the Company's resources for sustainable and profitable growth.

Your Directors would like to place on record their appreciation of the contribution made by its management and its employees. Directors also acknowledge with thanks the cooperation and assistance received from various agencies of the Central and State Governments, Financial Institutions and Banks, Shareholders, Joint Venture partners, and all other business associates and look forward to their continued support in the future.

On behalf of the Board of Directors
Max India Limited

Analjit Singh
Chairman
(DIN:00029641)

Place: Surrey, UK
Date: May 24, 2024

ANNEXURE 1

FORM AOC-1
(PURSUANT TO FIRST PROVISIO TO SUB SECTION (3) OF SECTION 129 READ WITH RULE 5 OF COMPANIES (ACCOUNTS) RULES, 2014)
STATEMENT OF FINANCIAL STATEMENT OF SUBSIDIARIES/ASSOCIATE COMPANIES/JOINT VENTURES
PART "A" - SUBSIDIARIES

Sl. No.	Name of Subsidiary Company	Date of Acquisition/Control/Date of Incorporation	Reporting period for the subsidiary concerned, if different from the holding company's reporting period	Reporting Currency and Exchange rate as on the last date of relevant financial year in the case of foreign subsidiaries	Share Reserves & Capital Surplus	Total Assets	Total Liabilities	Investments (excluding investments made in subsidiaries)	Turnover/Total income	Profit before taxation	Provision for taxation	Profit after taxation	Proposed Dividend	(Amt in Rs. Lakhs)/ % of Shareholding
1	Antara Senior Living Ltd.	May 06, 2011	NA	NA	55536.42	30738.62	5824.77	288.54	755.06	[2163.63]	-	[2163.63]	-	100.00%
2	Antara Purukul Senior Living Ltd.*	June 21, 1995	NA	NA	30690.71	17244.88	9765.61	826.16	11605.6	3065.58	694.29	2371.29	-	100.00%
3	Antara Assisted Care Services Ltd.	November 5, 2012	NA	NA	16850	9359.09	5221.96	-	2508.24	[6303.26]	-	[6303.26]	-	100.00%
4	Max Ateev Ltd.**	August 4, 1994	NA	NA	4039.36	[3934.95]	0.62	10179.29	0.80	78.11	-	78.11	-	100.00%
5	Max Skill First Ltd.***	March 4, 2003	NA	NA	969.50	[2343.29]	1470.62	36.77	5.84	0.82	-	0.82	-	100.00%
6	Max UK Ltd.	September 3, 1998	NA	108P-Rs.105.29	213	[126.47]	20.94	-	88.68	[51.62]	[1.17]	[50.45]	-	100.00%

*Step down subsidiary through Antara Senior Living Ltd.
**Max Ateev does not have any revenue from operations. Therefore, the turnover depicts other income in this case. Profit before taxation includes an exceptional item of Rs. 84.03 Lakhs representing profit on divestment of stake in Forum | Aviation Private Limited.
***Max Skill First Ltd. does not have any revenue from operations. Therefore, the turnover depicts other income in this case.

PART "B" - ASSOCIATES AND JOINT VENTURES
Statement pursuant to Section 129 (3) of the Companies Act, 2013 related to Associate Companies and Joint Ventures

Name of Associates/Joint Ventures	Forum Aviation Private Limited	Contend Builders Private Limited
(1) Latest audited Balance Sheet date	-	31-Mar-24
(2) Shares of Associates/Joint Ventures held by the company on the year end	NIL	62.50%
No. of Shares	NIL	1
Amount of Investment in Associates/Joint Ventures	NIL	1172.54
Extent of Holding %	NIL	62.50%
(3) Description of how there is significant influence	Voting Power	Voting Power
(4) Reason why the associate/joint venture is not consolidated	NA	NA
(5) Net worth attributable to Shareholding as per latest audited Balance Sheet	NIL	145.94
(6) Profit/Loss for the year	[60.55]	192.70
i. Considered in Consolidation	[12.11]	120.44
ii. Not Considered in Consolidation	[48.44]	72.26
1. Names of associates or joint ventures which are yet to commence operations.	Forum Aviation Private Limited	N.A.
2. Names of associates or joint ventures which have been liquidated or sold during the year	associate Company effective January 25, 2024.	

For Max India Limited

Rajit Mehta
(Managing Director)
DIN No - 01604819
Place: Gurugram

Niten Malhan
(Director)
DIN No - 00614624
Place: Mumbai

Sandeep Pathak
(Chief Financial Officer)
Place: Gurugram
Date: May 24, 2024

Pankaj Chawla
(Company Secretary)
Place: Gurugram

ANNEXURE - 2

INFORMATION AS PER SECTION 197 OF THE COMPANIES ACT, 2013 READ WITH THE COMPANIES (APPOINTMENT AND REMUNERATION OF MANAGERIAL PERSONNEL) RULES, 2014 AND FORMING PART OF THE DIRECTORS' REPORT FOR THE YEAR ENDED MARCH 31, 2024

Sr. No.	Name	Age (Yrs.)	Designation	Nature of duties	Remuneration (In Rs.)	Qualification	Date of Commencement of employment	Experience (Yrs.)	Last Employment Held Organisation	Position held
A. Details of top ten employees in terms of remuneration drawn										
1	Rajit Mehta	62	Managing Director	General Management	2,84,25,097	Graduate in Commerce, Post Graduate in Human Resources, Advanced Management Program at INSEAD - France	15.01.2021	39	Antara Senior Living Ltd	Managing Director
2	Dharmender Kumar	46	Director and Head - Group Corporate Affairs	Corporate Affairs	1,23,65,620	PGDPM & IR, BA (Pass)	01.06.2020	27	Max India Ltd (Formerly Taurus Ventures Ltd.)	Head - Group External Relations
3	Sandeep Pathak	44	CFO & Head - Legal	Finance and Legal	1,11,00,281	B.Com (Hons), FCS, FCMA, ACA, LLB	01.06.2020	24	Max India Ltd (Formerly Taurus Ventures Ltd.)	CFO & Head - Legal
4	Simardeep Kaur	43	Chief Human Resources Officer	Human Capital	85,54,174	MBA in HR & Finance	01.04.2022	19	Max Financial Services Ltd	General Manager - Human Capital
5	Pankaj Chawla	43	Company Secretary	Company Secretary	60,21,544	B.Com (Hons), FCS, LLB, PGDBA (Finance) & ICWA Inter	01.06.2020	21	Max India Ltd (Formerly Taurus Ventures Ltd.)	Company Secretary
6	Rishabh Bhutani	38	Senior Manager - Legal	Legal	34,44,158	LLB (Hons)	07.07.2022	16	Honda Cars India Limited	Leader - CS & Legal (General Affairs)
7	Shalu Batra	49	Senior Manager - Human Capital	Human Resources	31,23,468	BA, Diploma in Secretarial Practice	01.06.2020	30	Max India Ltd (Formerly Taurus Ventures Ltd.)	Senior Manager - Human Capital
8	Manas Kumar	37	Sr. Manager - Corporate Affairs	Corporate Affairs	25,96,296	B.Sc, MBA in Marketing (Dist Learning)	01.06.2020	17	Max India Ltd (Formerly Taurus Ventures Ltd.)	Sr. Manager - Corporate Affairs
9	Rajinder Kumar	52	Sr. Manager - Secretarial	Secretarial	25,50,132	BA	01.06.2020	30	Max India Ltd (Formerly Taurus Ventures Ltd.)	Sr. Manager - Secretarial
10	Arti Malik	50	Head - Travel & Concierge Services Office of Founder & Chairman	Founder & Chairman Office	24,27,666	Hons. Degree in English Literature	01.06.2020	29	Max India Ltd (Formerly Taurus Ventures Ltd.)	Head - Travel & Concierge Services Office of Founder & Chairman
B. Other employees who were employed throughout the year and were in receipt of remuneration of Rs.102,00,000/- per annum or more - None										
C. Other employees who were employed for a part of year and were in receipt of remuneration of Rs.8,50,000/- per month or more - None										

Notes:

- Remuneration includes salary, allowances, value of rent free accommodation, bonus, perquisite value of ESOPs exercised, leave travel assistance, personal accident and health insurance, Company's contribution to Provident, Pension, Gratuity and Superannuation fund, leave encashment and value of perquisites, as applicable.
- None of the above employees is a relative of any director of the Company.
- All appointments are/were contractual in accordance with the terms and conditions as per Company Rules/Policies.
- None of the above employees hold 2% or more equity shares of the Company, by himself/herself or along with his/her spouse and dependent children.

For Max India Limited

Analjit Singh
Chairman
DIN: 00029641

ANNEXURE – 3

INFORMATION REQUIRED UNDER SECTION 197(12) OF THE COMPANIES ACT, 2013 AND RULE 5(1) OF THE COMPANIES (APPOINTMENT AND REMUNERATION OF MANAGERIAL PERSONNEL) RULES, 2014 AS AMENDED, IS APPENDED BELOW

- (i) Percentage increase in the remuneration of Chairman, Managing Director, Chief Financial Officer and Company Secretary in the FY 2023-24:

Sl. No.	Name	Designation	% Increase in Remuneration in FY 2023-24 vs. FY 2022-23
(1)	Mr. Analjit Singh*	Chairman	33.33%
(2)	Mr. Rajit Mehta**	Managing Director (MD)	(8.39%)
(3)	Mr. Sandeep Pathak	Chief Financial Officer (CFO)	5.71%
(4)	Mr. Pankaj Chawla	Company Secretary (CS)	9.09%

*Mr. Analjit Singh received gross compensation (other than sitting fees) of Rs.3 crore per annum during FY 2023-24 and Rs.2.25 crore per annum during FY 2022-23, in accordance with the terms approved by the shareholders of the Company.

**Mr. Rajit Mehta received gross compensation (other than sitting fees) of Rs. 2.84 crore per annum during FY 2023-24 and Rs. 3.10 crore per annum during FY 2022-23. The negative % in case of Managing Director is due to lower variable pay in FY 2023-24 vis a vis FY 2022-23.

Note: None of the Non-Executive Directors other than Mr. Analjit Singh had received any remuneration or compensation from the Company other than sitting fees for attending Board meetings and Committees meetings, during the year under review. Therefore, the above details have been computed only in respect of the directors/KMPs who received remuneration/compensation from the Company.

- (ii) The Median Remuneration of Employees excluding Managing Director & Chairman (MRE) was Rs.21,70,081/-in FY 2023-24 as against Rs.18,63,087/- in FY2022-23. The increase in MRE in FY 2023-24 as compared to FY 2022-23 is around 16%.

The Ratio of Remuneration of Mr. Analjit Singh (Chairman of the Company) and Mr. Rajit Mehta (the only executive director as on March 31, 2024) to the MRE for FY 2023-24 is around 13:82:1 & 13:10:1 respectively.

- (iii) The number of permanent employees (including Managing Director) on the rolls of the Company as on March 31, 2024 was 20.

- (iv) The average percentage increase in remuneration of employees other than managerial personnel in the FY 2023-24 over FY 2022-23 is 9%.

- (v) The Company confirms that remuneration paid during the FY 2023-24, is as per the Remuneration Policy of the Company.

Form No. MR-3
SECRETARIAL AUDIT REPORT

For the Financial Year ended March 31, 2024

[Pursuant to Section 204(1) of the Companies Act, 2013 and Rule No. 9 of the Companies (Appointment and Remuneration of Managerial Personnel) Rules, 2014]

To,
The Members
Max India Limited

(CIN: L74999MH2019PLC320039)

167, Floor 1, Plot- 167A, Ready Money Mansion,
Dr. Annie Besant Road, Worli, Mumbai - 400018

We have conducted the secretarial audit of the compliance of applicable statutory provisions and the adherence to good corporate practices by Max India Limited (hereinafter called 'the Company'). Secretarial Audit was conducted in a manner that provided us a reasonable basis for evaluating the corporate conducts/statutory compliances and expressing our opinion thereon.

We report that

- a) Maintenance of secretarial records are the responsibility of the management of the Company. Our responsibility is to express an opinion on these secretarial records based on our audit.
- b) We have followed the audit practices and processes as were appropriate to obtain reasonable assurance about the correctness of the contents of the secretarial records. The verification was done on test basis to ensure that correct facts are reflected in secretarial records. We believe that the processes and practices, we followed, provide a reasonable basis for our opinion.
- c) We have not verified the correctness and appropriateness of the financial statements of the Company.
- d) Wherever required, we have obtained the management representation about the compliances of laws, rules and regulations and happening of events etc.
- e) The compliance of the provisions of the corporate and other applicable laws, rules, regulations and standards is the responsibility of the management. Our examination was limited to the verification of procedures on test basis.
- f) The Secretarial Audit Report is neither an assurance as to the future viability of the Company nor of the efficacy or effectiveness with which the management has conducted the affairs of the Company.

Based on our verification of the Company's books, papers, minute books, forms and returns filed and other records maintained by the Company and also the information provided by the Company, its officers, agents and authorized representatives during the conduct of Secretarial Audit, we hereby report that in our opinion, the Company has, during the audit period covering the financial year ended on 31st March, 2024 ("Audit Period") complied with the statutory provisions listed hereunder and also that the Company has proper Board processes and compliance mechanism in place to the extent, in the manner and subject to the reporting made hereinafter:

We have examined the books, papers, minute books, forms and returns filed and other records maintained by the Company for the financial year ended 31st March, 2024 according to the provisions of:

- (i) The Companies Act, 2013 (the Act) and the rules made thereunder;
- (ii) The Securities Contracts (Regulation) Act, 1956 ('SCRA') and the rules made thereunder;
- (iii) The Depositories Act, 1996 and the Regulations and Bye-laws framed thereunder;
- (iv) Foreign Exchange Management Act, 1999 and the rules and regulations made thereunder to the extent of Foreign Direct Investment, Overseas Direct Investment and External Commercial Borrowings, wherever applicable;
- (v) The following Regulations prescribed under the Securities and Exchange Board of India Act, 1992 ('SEBI Act'):-

- (a) The Securities and Exchange Board of India (Substantial Acquisition of Shares and Takeovers) Regulations, 2011;
 - (b) The Securities and Exchange Board of India (Prohibition of Insider Trading) Regulations, 2015;
 - (c) The Securities and Exchange Board of India (Issue of Capital and Disclosure Requirements) Regulations, 2018 {Not applicable during the audit period};
 - (d) The Securities and Exchange Board of India (Share Based Employee Benefits and Sweat Equity) Regulations, 2021;
 - (e) The Securities and Exchange Board of India (Issue and Listing of Non-Convertible Securities) Regulations, 2021 {Not applicable during the audit period};
 - (f) The Securities and Exchange Board of India (Registrars to an Issue and Share Transfer Agents) Regulations, 1993 regarding the Companies Act and dealing with client;
 - (g) The Securities and Exchange Board of India (Delisting of Equity Shares) Regulations, 2009 {Not applicable during the audit period};
 - (h) The Securities and Exchange Board of India (Buyback of Securities) Regulations, 2018 {Not applicable during the audit period};
 - (i) The Securities and Exchange Board of India (Listing Obligations and Disclosures Requirements) Regulations, 2015;
- vi) The Company is having investment in various subsidiaries and a joint Venture Company and primarily engaged in growing and nurturing these business investments and providing shared services to various group Companies. As informed by the management, no sector specific law is applicable on the company.

We have also examined compliance with the applicable clauses of the Secretarial Standards on Meetings of the Board of Directors and on General Meetings issued by the Institute of Company Secretaries of India with which the Company has been generally complied with.

We report that the Company has generally complied with the provisions of the Act, Rules, Regulations, Standards and Guidelines, to the extent applicable, as mentioned above, during the Audit Period.

We further report that the Board of Directors of the Company is duly constituted with proper balance of Executive Directors, Non-Executive Directors and Independent Directors. The changes in the composition of the Board of Directors that took place during the audit period were carried out in compliance with the provisions of the Act.

Adequate notice were given to all directors to schedule the Board Meetings, agenda and detailed notes on agenda were sent in advance except for those meetings which were held at shorter notice in compliance of the provisions and a system exists for seeking and obtaining further information and clarifications on the agenda items before the meeting and for meaningful participation at the meeting.

Board decisions are carried out with unanimous consent and therefore, no dissenting views were required to be captured and recorded as part of the minutes.

We further report that systems and processes in the Company are satisfactory, which can further be strengthened commensurate with the size and operations of the Company to monitor and ensure compliance with applicable laws, rules, regulations and guidelines.

We further report that during the audit period, the board of directors of the Company at their meeting held on February 8, 2024 and members of the Company through Postal ballot (resolution passed on March 29, 2024) approved alteration in the Main Object clause of the Memorandum of Association of the Company.

For **Sanjay Grover & Associates**

Company Secretaries

Firm Registration No.: P2001DE052900

Peer Review Certificate No.: 4268/2023

Kapil Dev Taneja

Partner

CP No.: 22944 / Mem. No. F4019

UDIN: F004019F000438937

New Delhi

May 24, 2024

Form No. MR-3
SECRETARIAL AUDIT REPORT
(For the Financial Year ended 31st March, 2024)

[Pursuant to Section 204(1) of the Companies Act, 2013 and Rule 9 of the Companies (Appointment and Remuneration of Managerial Personnel) Rules, 2014]

To,
The Members
ANTARA SENIOR LIVING LIMITED
Max House 1, Dr. Jha Marg,
Okhla New Delhi 110020

We have conducted the Secretarial Audit for the compliance of applicable statutory provisions and the adherence to good corporate practices by Antara Senior Living Limited (hereinafter called "**the Company**" or "**ASLL**"). Secretarial Audit was conducted in a manner that provided us a reasonable basis for evaluating the corporate conducts/statutory compliances and expressing our opinion thereon.

Based on our verification of the Company's books, papers, minute books, forms and returns filed and other records maintained by the Company and also the information provided by the Company, its officers, agents and authorized representatives during the conduct of Secretarial Audit, the explanations and clarifications given to us and the representations made by the Management, we hereby report that in our opinion, the Company has, during the audit period covering the Financial Year ended on 31st March, 2024, complied with the statutory provisions listed hereunder and also that the Company has proper Board-processes and compliance-mechanism in place to the extent, in the manner and subject to the reporting made hereinafter:

1. We have examined the books, papers, minutes books, forms & returns filed and other records maintained by Company for the Financial Year ended on 31st March, 2024 according to the provisions of:
 - I. The Companies Act, 2013 (the Act) and the Rules made thereunder;
 - II. The Securities Contracts (Regulation) Act, 1956 ('SCRA') and the rules made thereunder **(Not Applicable to the Company as the shares of the Company are not listed on any stock exchange)**;
 - III. The Depositories Act, 1996 and the Regulations and Bye-laws framed thereunder;
 - IV. Foreign Exchange Management Act, 1999 and the rules and regulations made thereunder to the extent of Foreign Direct Investment, Overseas Direct Investment and External Commercial Borrowings **(Not Applicable to the Company during the Audit period)**;
 - V. The following Regulations and Guidelines prescribed under the Securities and Exchange Board of India Act, 1992 ('SEBI Act') **(Not Applicable to the Company as the shares of the Company are not listed on any stock exchange)**.
 - (a) The Securities and Exchange Board of India (Substantial Acquisition of Shares and Takeovers) Regulations, 2011;
 - (b) The Securities and Exchange Board of India (Prohibition of Insider Trading) Regulations, 2015;
 - (c) The Securities and Exchange Board of India (Issue of Capital and Disclosure Requirements) Regulations, 2009;
 - (d) The Securities and Exchange Board of India (Share Based Employee Benefits) Regulations, 2014;
 - (e) The Securities and Exchange Board of India (Issue and Listing of Debt Securities) Regulations, 2008;
 - (f) The Securities and Exchange Board of India (Registrars to an Issue and Share Transfer Agents) Regulations, 1993 regarding the Act and dealing with client to the extent applicable;
 - (g) The Securities and Exchange Board of India (Delisting of Equity Shares) Regulations, 2009;
 - (h) The Securities and Exchange Board of India (Buyback of Securities) Regulations, 1998;
 - (i) The Securities and Exchange Board of India (Listing Obligations and Disclosure Requirements) Regulations, 2015.
 - VI. We, based on the confirmation provided by the Company and the Management Representation, further report that there are adequate systems and processes in the Company commensurate with the size and operations of the Company to monitor and ensure compliance with all laws, rules, regulations and guidelines as specifically applicable to the Company on the basis of information received from the management including but not limited to:
 - a) Transfer of Property Act, 1882;
 - b) Indian Stamp Act, 1899;
 - c) Labour laws such as Provident Fund, ESI, Minimum Wages, Payment of Gratuity Act.

We have also examined compliance with the applicable clauses of Secretarial Standards issued by The Institute of Company Secretaries of India with regard to Board Meeting and General Meeting.

During the period under review the Company has generally complied with the provisions of the Act, Rules, Regulations, Guidelines, Standards, to the extent applicable to the Company.

2. We further report that:

The Board of Directors of the Company is duly constituted with proper balance of Executive, Non-Executive and Independent Directors. The changes, in the composition of the Board of Directors/Key Managerial Personnel that took place during the period under review were carried out in compliance with the provisions of the Act.

Adequate notice was given to all directors to schedule the Board Meetings. Agenda and detailed notes on agenda were sent at least seven days in advance except in cases where meetings were convened at a shorter notice. The Company has complied with the provisions of Act for convening meeting at the shorter notice. A system exists for seeking and obtaining further information and clarifications on the agenda items before the meeting and for meaningful participation at the meeting.

Board/Committee decisions were carried out with unanimous consent and therefore, no dissenting views were required to be captured and recorded as part of the minutes of Board/Committee meetings.

We further report that there are adequate systems and processes in the Company commensurate with the size and operations of the Company to monitor and ensure compliance with applicable laws, rules, regulations and guidelines.

We further report that during the audit period, following major events have happened in pursuance of the above referred laws, rules, regulations, guidelines, standards, etc.:

1. The Company has dissolved its Audit Committee and Nomination & Remuneration Committee as the same was not mandatory required for the Company to be constituted pursuant to the provisions of section 177 and 178 of the Act.
2. The authorised share capital of the company was increased from Rs. 548,00,00,000 (Rupees Five Hundred and Forty Eight Crores) to Rs. 568,00,00,000 (Rupees Five Hundred and Sixty Eight Crores) by creation of additional 20,00,000 Compulsory Convertible Preference Shares ("CCPS") of 100/- each and consequently, the Memorandum of Association of the Company has been altered.
3. The Company has reclassified its Authorized Share Capital of Rs. 568,00,00,000 (Rupees Five Hundred and Sixty Eight Crores) divided into 5,50,00,000 (Five Crores Fifty Lakhs) Equity Shares of Rs. 10/- each and 513,00,000 (Five Crore Thirteen Lakhs) Compulsory Convertible Preference Shares of Rs. 100/- each to Rs. 568,00,00,000 (Rupees Five Hundred Sixty Eight Crores only) divided into 14,80,00,000 (Fourteen Crores Eighty lakhs) Equity shares of Rs. 10/- each and 4,20,00,000 (Rupees Four Crore and Twenty Lakhs) Compulsory Convertible Preference Shares of Rs. 100/- each due to conversion of 92,20,000 CCPS of Rs. 100/- each allotted by the Company to Max India Limited and consequently, the Memorandum of Association of the Company has been altered.
4. The Company has allotted 92,20,000 equity shares of Rs. 10/- each and 16,00,000 CCPS of Rs. 100/- each to Max India Limited, its holding company.

Apart from the above, there was no major events happened in pursuance of the above referred laws, rules, regulations, guidelines, standards, etc.

This Report is to be read with our letter of even date which is annexed as Annexure and forms integral part of this report.

For **SBA & Associates**

Firm Reg. No.: S2019DE707500

Sonia Bansal Arora

Practicing Company Secretary

FCS No. : 10279

CP No. : 22524

UDIN : F010279F000395114

Place: New Delhi

Date: May 20, 2024

Annexure to Secretarial Audit Report of Antara Senior Living Limited for Financial Year ended 31stMarch, 2024

To,
The Members

ANTARA SENIOR LIVING LIMITED

Max House 1, Dr. Jha Marg,
Okhla New Delhi 110020

Management Responsibility for Compliances

1. The maintenance and compliance of the provisions of Corporate and other applicable laws, rules, regulations, secretarial standards are the responsibility of the management of the Company. Our responsibility is to express an opinion on these secretarial records based on our audit.
2. We have followed the audit practices and process as were appropriate to obtain reasonable assurance about the correctness of the contents of the secretarial records. The verification was done on test basis to ensure that correct facts are reflected in secretarial records. We believe that the process and practices we followed provide a reasonable basis for our opinion.
3. We have not verified the correctness and appropriateness of financial records and Books of Accounts of the Company.
4. Wherever required, we have obtained the Management representation about the compliance of laws, rules and regulations and happening of events etc.
5. The compliance of the provisions of corporate and other applicable laws, rules, regulations, standards is the responsibility of the management. Our examination was limited to the verification of procedures on test basis.
6. The Secretarial Audit report is neither an assurance as to the future viability of the Company nor of the efficacy or effectiveness with which the management has conducted the affairs of the Company.

For **SBA & Associates**

Firm Reg. No.: S2019DE707500

Sonia Bansal Arora

Practicing Company Secretary

FCS No. : 10279

CP No. : 22524

UDIN : F010279F000395114

Place: New Delhi

Date: May 20, 2024

Form No. MR-3
SECRETARIAL AUDIT REPORT
(For the Financial Year ended 31st March, 2024)

[Pursuant to Section 204(1) of the Companies Act, 2013 and Rule 9 of the Companies (Appointment and Remuneration of Managerial Personnel) Rules, 2014]

To,
The Members
ANTARA PURUKUL SENIOR LIVING LIMITED
Antara Senior Living Guniyal Gaon,
P.O. - Sinola Dehradun
Uttarakhand 248003

We have conducted the secretarial audit for the compliance of applicable statutory provisions and the adherence to good corporate practices by Antara Purukul Senior Living Limited (hereinafter called "**the Company**" or "**APSL**"). Secretarial Audit was conducted in a manner that provided us a reasonable basis for evaluating the corporate conducts/statutory compliances and expressing our opinion thereon.

Based on our verification of the Company's books, papers, minute books, forms and returns filed and other records maintained by the Company and also the information provided by the Company, its officers, agents and authorized representatives during the conduct of Secretarial Audit, the explanations and clarifications given to us and the representations made by the Management, we hereby report that in our opinion, the Company has, during the audit period covering the Financial Year ended on 31st March, 2024, complied with the statutory provisions listed hereunder and also that the Company has proper Board-processes and compliance-mechanism in place to the extent, in the manner and subject to the reporting made hereinafter:

1. We have examined the books, papers, minute books, forms & returns filed and other records maintained by Company for the Financial Year ended on 31st March, 2024 according to the provisions of:
 - I. The Companies Act, 2013 (the Act) and the Rules made thereunder;
 - II. The Securities Contracts (Regulation) Act, 1956 ('SCRA') and the rules made thereunder **(Not Applicable to the Company as the shares of the Company are not listed on any stock exchange)**;
 - III. The Depositories Act, 1996 and the Regulations and Bye-laws framed thereunder;
 - IV. Foreign Exchange Management Act, 1999 and the rules and regulations made thereunder to the extent of Foreign Direct Investment, Overseas Direct Investment and External Commercial Borrowings **(Not Applicable to the Company during the Audit period)**;
 - V. The following Regulations and Guidelines prescribed under the Securities and Exchange Board of India Act, 1992 ('SEBI Act') **(Not Applicable to the Company as the shares of the Company are not listed on any stock exchange)**.
 - (a) The Securities and Exchange Board of India (Substantial Acquisition of Shares and Takeovers) Regulations, 2011;
 - (b) The Securities and Exchange Board of India (Prohibition of Insider Trading) Regulations, 2015;
 - (c) The Securities and Exchange Board of India (Issue of Capital and Disclosure Requirements) Regulations, 2009;
 - (d) The Securities and Exchange Board of India (Share Based Employee Benefits) Regulations, 2014;
 - (e) The Securities and Exchange Board of India (Issue and Listing of Debt Securities) Regulations, 2008;
 - (f) The Securities and Exchange Board of India (Registrars to an Issue and Share Transfer Agents) Regulations, 1993 regarding the Act and dealing with client to the extent applicable;
 - (g) The Securities and Exchange Board of India (Delisting of Equity Shares) Regulations, 2009;
 - (h) The Securities and Exchange Board of India (Buyback of Securities) Regulations, 1998;
 - (i) The Securities and Exchange Board of India (Listing Obligations and Disclosure Requirements) Regulations, 2015.
- I. We, based on the confirmation provided by the Company and the Management Representation, further report that there are adequate systems and processes in the Company commensurate with the size and operations of the Company to monitor and ensure compliance with all the laws, rules, regulations and guidelines as specifically applicable to the Company on the basis of information received from the management including but not limited to:

- a) The Real Estate (Regulation and Development) Act, 2016 and rules of the state(s) where project was being undertaken;
- b) Transfer of Property Act, 1882;
- c) Indian Stamp Act, 1899;
- d) The Building and Other Construction Workers (Regulation of Employment & Conditions of Service) Act, 1996.
- e) Labour laws such as Provident Fund, ESI, Minimum Wages, Payment of Gratuity Act.

We have also examined compliance with the applicable clauses of Secretarial Standards issued by The Institute of Company Secretaries of India (ICSI) with regard to Board Meeting and General Meeting.

During the period under review the Company has generally complied with the provisions of the Act, Rules, Regulations, Guidelines, Standards, to the extent applicable to the Company.

2. We further report that:

The Board of Directors of the Company is duly constituted with proper balance of Executive, Non-Executive and Independent Directors. The changes, in the composition of the Board of Directors/Key Managerial Personnel that took place during the period under review were carried out in compliance with the provisions of the Act.

Adequate notice was given to all directors to schedule the Board Meetings. Agenda and detailed notes on agenda were sent at least seven days in advance except in cases where meetings were convened at a shorter notice. The Company has complied with the provisions of Act for convening meeting at the shorter notice. A system exists for seeking and obtaining further information and clarifications on the agenda items before the meeting and for meaningful participation at the meeting.

Board/Committee decisions were carried out with unanimous consent and therefore, no dissenting views were required to be captured and recorded as part of the minutes of Board/Committee meetings.

We further report that there are adequate systems and processes in the Company commensurate with the size and operations of the Company to monitor and ensure compliance with applicable laws, rules, regulations and guidelines.

We further report that during the Audit period there was no change in the Memorandum and Articles of Association of the Company and no securities were issued or allotted during the audit period.

This report is to be read with our letter of even date which is annexed as Annexure and forms integral part of this report.

For **SBA & Associates**

Firm Reg. No.: S2019DE707500

Sonia Bansal Arora

Practicing Company Secretary

FCS No. : 10279

CP No. : 22524

UDIN : F010279F000395125

Place: New Delhi

Date: May 20, 2024

Annexure to Secretarial Audit Report of Antara Purukul Senior Living Limited for Financial Year ended 31st March, 2024

To,

The Members

ANTARA PURUKUL SENIOR LIVING LIMITED

Antara Senior Living Guniyal Gaon,

P.O. - Sinola Dehradun, Uttrakhand 248003

Management Responsibility for Compliances

1. The maintenance and compliance of the provisions of Corporate and other applicable laws, rules, regulations, secretarial standards are the responsibility of the management of the Company. Our responsibility is to express an opinion on these secretarial records based on our audit.
2. We have followed the audit practices and process as were appropriate to obtain reasonable assurance about the correctness of the contents of the secretarial records. The verification was done on test basis to ensure that correct facts are reflected in secretarial records. We believe that the process and practices we followed provide a reasonable basis for our opinion.
3. We have not verified the correctness and appropriateness of financial records and Books of Accounts of the Company.
4. Wherever required, we have obtained the Management representation about the compliance of laws, rules and regulations and happening of events etc.
5. The compliance of the provisions of corporate and other applicable laws, rules, regulations, standards is the responsibility of the management. Our examination was limited to the verification of procedures on test basis.
6. The Secretarial Audit report is neither an assurance as to the future viability of the Company nor of the efficacy or effectiveness with which the management has conducted the affairs of the Company.

For **SBA & Associates**

Firm Reg. No.: S2019DE707500

Sonia Bansal Arora

Practicing Company Secretary

FCS No. : 10279

CP No. : 22524

UDIN : F010279F000395125

Place: New Delhi

Date: May 20, 2024

SECRETARIAL AUDIT REPORT

FOR THE FINANCIAL YEAR ENDED MARCH 31, 2024

To,
The Members
ANTARA ASSISTED CARE SERVICES LIMITED
Max House 1 Dr. Jha Marg
Okhla, New Delhi-110020

I have conducted the Secretarial Audit of the compliance of applicable statutory provisions and the adherence to good corporate governance practices by Antara Assisted Care Services Limited (hereinafter called the "Company"). Secretarial Audit was conducted in a manner that provided us a reasonable basis for evaluating the corporate conducts/statutory compliances and expressing my opinion thereon.

Based on my verification of the Company's books, papers, minute books, forms and returns filed and other records maintained by the Company and also the information provided by the Company, its officers, agents and authorized representatives during the conduct of secretarial audit, I hereby report that in my opinion, the Company has, during the audit period covering the financial year ended on March 31, 2024 complied with the statutory provisions listed hereunder and also that the Company has proper Board-processes and compliance-mechanism in place to the extent, in the manner and subject to the reporting made hereinafter:

I have examined the books, papers, minute books, forms and returns filed and other records maintained by the Company for the Financial Year ended on March 31, 2024 according to the provisions of:

- (i) The Companies Act, 2013 (the "Act") and the rules made thereunder;
- (ii) The Securities Contracts (Regulation) Act, 1956 ("SCRA") and the rules made thereunder; Not Applicable during the period under review
- (iii) The Depositories Act, 1996 and the Regulations and Bye-laws framed thereunder to the extent of Regulation 76 of Securities and Exchange Board of India (Depositories and Participants) Regulations, 2018;
- (iv) Foreign Exchange Management Act, 1999 and the rules and regulations made thereunder to the extent of Foreign Direct Investment, Overseas Direct Investment and External Commercial Borrowings except as mentioned below; Not Applicable during the period under review
- (v) The following Regulations and Guidelines prescribed under the Securities and Exchange Board of India Act, 1992 ("SEBI Act"):- Not Applicable during the period under review
 - (a) The Securities and Exchange Board of India (Substantial Acquisition of Shares and Takeovers) Regulations, 2011;
 - (b) The Securities and Exchange Board of India (Prohibition of Insider Trading) Regulations, 2015;
 - (c) The Securities and Exchange Board of India (Issue of Capital and Disclosure Requirements) Regulations, 2018;
 - (d) The Securities and Exchange Board of India (Share Based Employee Benefits and Sweat Equity) Regulations, 2021;
 - (e) The Securities and Exchange Board of India (Issue and Listing of Debt Securities) Regulations, 2008;
 - (f) The Securities and Exchange Board of India (Registrars to an Issue and Share Transfer Agents) Regulations, 1993 regarding the Companies Act and dealing with client to the extent of securities issued;
 - (g) The Securities and Exchange Board of India (Delisting of Equity Shares) Regulations, 2021;
 - (h) The Securities and Exchange Board of India (Buyback of Securities) Regulations, 2018
- (vi) As confirmed and certified by the Management of the Company, there is no sectoral law specifically applicable to the Company based on the sector/industry:

I have also examined compliance with the applicable clauses/ Regulations of the following:

 - (i) Secretarial Standards issued by The Institute of Company Secretaries of India and notified by Ministry of Corporate Affairs.
 - (ii) Securities and Exchange Board of India (Listing Obligations and Disclosure Requirements) Regulations, 2015; Not Applicable

During the period under review, the Company has generally complied with the provisions of the Act, Rules, Regulations, Guidelines, Standards, etc. mentioned above.

I further report that,

The Board of Directors of the Company is duly constituted with proper balance of Executive Directors and Non-Executive Directors and Independent Directors. The changes in the composition of the Board of Directors that took place during the period under review were carried out in compliance with the provisions of the Act.

Adequate notice is given to all directors to schedule the Board Meetings. Agenda and detailed notes on agenda were sent in advance except where meetings were convened at shorter notice, and a system exists for seeking and obtaining further information and clarifications on the agenda items before the meeting and for meaningful participation at the meeting.

All decisions at Board Meetings are carried out unanimously as recorded in the minutes of the meetings of the Board of Directors.

I further report that there are adequate systems and processes in the Company commensurate with the size and operations of the

Company to monitor and ensure compliance with applicable laws, rules, regulations and guidelines.

I further report that during the audit period, the Company has allotted 1,01,50,000 Compulsory Convertible Preference Shares ("CCPS") of Rs. 100/- each to Max India Limited pursuant to the provisions of section 55 and 62(1)(a) of the Companies Act, 2013 and said event has major bearing on the Company's affairs in pursuance of the above referred laws, rules, regulations, guidelines, standards, etc.

Abhishek Thakur & Associates

Company Secretaries

Abhishek Thakur

Membership No. F10660
Certificate of Practice No.22092
Peer Review No.: 4581/2023
UDIN: F010660F000411555

Date: 21.05.2024

Place: New Delhi

Note:

1. This report is to be read with my letter of even date which is annexed as Annexure-A and forms an integral part of this report.

Annexure-A to Secretarial Audit report

To,

The Members

ANTARA ASSISTED CARE SERVICES LIMITED

Max House 1 Dr. Jha Marg
Okhla, New Delhi-110020

1. Maintenance of secretarial record is the responsibility of the Management of the Company. My responsibility is to express an opinion on these secretarial records based on my audit.
2. I have followed the audit practices and processes as were appropriate to obtain reasonable assurance about the correctness of the contents of the secretarial records. The verification was done on the random test basis to ensure that correct facts are reflected in secretarial records. I believe that the processes and practices, I followed provide a reasonable basis for my opinion.
3. I have not verified the correctness and appropriateness of financial records and Books of Accounts of the Company.
4. Whenever required, I have obtained the Management representation about the compliance of laws, rules and regulations and happening of events etc.
5. The compliance of the provisions of Corporate and other applicable laws, rules, regulations, standards is the responsibility of Management. My examination was limited to the verification of procedures on random test basis.
6. The Secretarial Audit report is neither an assurance as to the future viability of the Company nor of the efficacy or effectiveness with which the Management has conducted the affairs of the Company.

Abhishek Thakur & Associates

Company Secretaries

Abhishek Thakur

Membership No. F10660
Certificate of Practice No.22092
Peer Review No.: 4581/2023
UDIN: F010660F000411555

Date: 21.05.2024

Place: New Delhi

ANNUAL REPORT ON CORPORATE SOCIAL RESPONSIBILITY (CSR) ACTIVITIES

1. Brief outline on CSR Policy of the Company

A copy of CSR policy approved by the Board of Director of the Company is available on the website of the Company at <https://www.maxindia.com/corporate-policies>. The CSR Policy comprises a Vision and Mission Statement, philosophy, and objectives. It also explains the governance structure along with clarity on roles and responsibilities.

2. Composition of CSR Committee

Sl. No.	Name of Director, Designation/ Nature of Directorship	Number of meetings of CSR Committee held during the year	Number of meetings of CSR Committee attended during the year
---------	--	---	--

Not Applicable

The Company is not required to constitute the CSR Committee under Section 135 of the Companies Act, 2013.

3. Provide the web-link where Composition of CSR committee, CSR Policy and CSR projects approved by the board are disclosed on the website of the company

A copy of CSR policy approved by the Board of Director of the Company is available on the website of the Company at <https://www.maxindia.com/corporate-policies>. However, the provision under section 135 of the Companies Act, 2013 w.r.t constitution of CSR Committee and contribution towards CSR activities are not applicable to the Company for the FY 2023-24.

4. Provide the executive summary along with web-link(s) of Impact assessment of CSR projects carried out in pursuance of sub-rule (3) of rule 8, if applicable : **Not Applicable**

- | | | |
|-------|---|----------------------------|
| 5. a. | Average net profit of the company as per sub-section (5) of section 135 | : Rs. (65.63) Lakhs |
| b. | Two percent of average net profit of the company as per sub-section (5) of section 135 | : NIL |
| c. | Surplus arising out of the CSR Projects or programmes or activities of the previous financial years | : Not Applicable |
| d. | Amount required to be set-off for the financial year, if any | : Not Applicable |
| e. | Total CSR obligation for the financial year [(b)+(c)-(d)] | : Not Applicable |
| 6. a. | Amount spent on CSR Projects (both Ongoing Project and other than Ongoing Project) | : Not Applicable |
| b. | Amount spent in Administrative Overheads. | : Not Applicable |
| c. | Amount spent on Impact Assessment, if applicable | : Not Applicable |
| d. | Total amount spent for the Financial Year [(a)+(b)+(c)] | : Not Applicable |
| e. | CSR amount spent or unspent for the Financial Year | : Not Applicable |

Total Amount Spent for the Financial Year. (in Rs.)	Amount Unspent (in Rs.)				
	Total Amount transferred to Unspent CSR Account as per sub section (6) of section 135.		Amount transferred to any fund specified under Schedule VII as per second proviso to sub-section (5) of section 135.		
	Amount.	Date of transfer.	Name of the Fund	Amount.	Date of transfer.

Not Applicable

(f) Excess amount for set-off, if any : **Not Applicable**

Sl No.	Particulars	Amount (In Rs.)
(1)	(2)	(3)
(i)	Two percent of average net profit of the company as per section 135(5)	
(ii)	Total amount spent for the Financial Year	
(iii)	Excess amount spent for the Financial Year [(ii)-(i)]	
(iv)	Surplus arising out of the CSR projects or programmes or activities of the previous Financial Years, if any	
(v)	Amount available for set off in succeeding Financial Years [(iii)-(iv)]	

7. Details of Unspent Corporate Social Responsibility amount for the preceding three Financial Years: Not Applicable

Sl. No.	Preceding Financial Year.	Amount transferred to Unspent CSR Account under section 135 (6) (in Rs.)	Balance Amount in Unspent CSR Account under subsection (6) of section 135 (in Rs.)	Amount Spent in the Financial Year (in Rs)	Amount transferred to any fund specified under Schedule VII as per section 135(6), if any.		Amount remaining to be spent in succeeding financial years. (in Rs.)	Deficiency, if any
					Amount (in Rs).	Date of transfer.		
1	2020-21							
2	2021-22							
3	2022-23							

Not Applicable

8. Whether any capital assets have been created or acquired through Corporate Social Responsibility amount spent in the Financial Year: **Not Applicable**

Yes No

If yes, enter the number of Capital assets created/ acquired : Not Applicable

Furnish the details relating to such asset(s) so created or acquired through Corporate Social Responsibility amount spent in the Financial Year: Not Applicable

Sl. No.	Short particulars of the property or asset(s) [including complete address and location of the property]	Pin code of the property or asset(s)	Date of creation	Amount of CSR amount spent	Details of entity/ Authority/ beneficiary of the registered owner		
					CSR Registration Number, if applicable	Name	Registered address
-	-	-	-	-	-	-	-

9. Specify the reason(s) if the company has failed to spend two per cent of the average net profit as per subsection (5) of section 135.: **Not Applicable**

On behalf of the Board of Directors
Max India Limited

Analjit Singh
Chairman
(DIN: 00029641)
Place: Surrey, UK

Rajit Mehta
Managing Director
(DIN: 01604819)
Place: Gurugram

Date: May 24, 2024



STANDALONE FINANCIAL STATEMENTS

INDEPENDENT AUDITOR'S REPORT

To,
The Members of Max India Limited

Report on the Audit of the Standalone Ind AS Financial Statements

OPINION

We have audited the accompanying Standalone Ind AS Financial Statements of Max India Limited, ("the Company"), which comprises the Balance Sheet as at March 31, 2024, the Statement of Profit and Loss, including the Statement of Other Comprehensive Income, the Cash Flow Statement and the Statement of changes in Equity for the year then ended, and notes to the Standalone Ind AS Financial Statements, including a summary of material accounting policies and other explanatory information.

In our opinion and to the best of our information and according to the explanations given to us, the aforesaid Standalone Ind AS Financial Statements give the information required by the Companies Act, 2013 ("the Act") in the manner so required and give a true and fair view in conformity with the accounting principles generally accepted in India, of the state of affairs of the Company as at March 31, 2024, its profit/loss including other comprehensive income, its cash flows and the changes in equity for the year ended on that date.

BASIS FOR OPINION

We conducted our audit of the Standalone Ind AS Financial Statements in accordance with the Standards on Auditing (SAs), specified under Section 143(10) of the Act. Our responsibilities under those Standards are further described in the "Auditor's Responsibilities for the Audit of the Standalone Ind AS Financial Statements" section of our report. We are independent of the

Company in accordance with the 'Code of Ethics' issued by the Institute of Chartered Accountants of India together with the ethical requirements that are relevant to our audit of the Standalone Ind AS Financial Statements under the provisions of the Companies Act and the Rules thereunder, and we have fulfilled our other ethical responsibilities in accordance with these requirements and the Code of Ethics. We believe that the audit evidence we have obtained is sufficient and appropriate to provide a basis for our audit opinion on the Standalone Ind AS Financial Statements.

KEY AUDIT MATTERS

Key audit matters are those matters that, in our professional judgment, were of most significance in our audit of the Standalone Ind AS Financial Statements for the financial year ended March 31, 2024. These matters were addressed in the context of our audit of the Standalone Ind AS Financial Statements as a whole, and in forming our opinion thereon, and we do not provide a separate opinion on these matters. For each matter below, our description of how our audit addressed the matter is provided in that context.

We have determined the matters described below to be the key audit matters to be communicated in our report.

We have fulfilled the responsibilities described in the "Auditor's responsibilities for the audit of the Standalone Ind AS Financial Statements" section of our report, including in relation to these matters. Accordingly, our audit included the performance of procedures designed to respond to our assessment of the risks of material misstatement of the Standalone Ind AS Financial Statements. The results of our audit procedures, including the procedures performed to address the matters below, provide the basis for our audit opinion on the accompanying Standalone Ind AS Financial Statements.

S. No.	Key Audit Matters	How the matter was addressed in our audit
1	<p>Evaluation of impairment indicators in Investments in Subsidiaries</p> <p>The Company has significant Investment in equity and compulsory convertible preference shares in its Subsidiaries. The total Investment in Subsidiaries of Rs. 583.73 crore is recorded at cost net of provision for impairment as at 31st March 2024.</p> <p>The amount being significant to the Standalone Ind AS Financial Statements, the determination of impairment charge required the application of significant judgments by management, in particular with respect to determination of recoverable/fair value amount of these Investment. (Refer Note No. 5 of accompanying Standalone Ind AS Financial Statements)</p>	<p>Our audit procedures included, among others, the following:</p> <ul style="list-style-type: none"> Evaluated the design and tested the operating effectiveness of internal controls related to evaluation of impairment assessment including the review and approval of forecasts and valuation models of investments in subsidiaries. Assessed the carrying value/fair value calculations of material investment in subsidiaries, where applicable, to determine whether the valuations performed by the Company were within an acceptable range determined by us.

S. No.	Key Audit Matters	How the matter was addressed in our audit
	<p>Considering the significant investment in subsidiaries, the above matter and complexity involved in assessment of impairment of Investment in Subsidiaries on account of key assumptions involved such as discount rate, growth rate, market forecast, etc. and uncertainty involved, this is determined as key audit matter.</p> <p>We have evaluated the carrying value/fair value calculations of investment in subsidiaries, where applicable, to determine whether the valuations performed by the Company were within an acceptable range determined by us.</p>	<ul style="list-style-type: none"> Evaluated the adequacy of provision for impairment made in earlier years to compare the carrying amount of investments net of provision for impairment with the Recoverable Value. Tested the mathematical accuracy of the management computations with regard to cash flows and sensitivity analysis for valuing the investment made in material subsidiaries.
2	<p>Evaluation of Related Party Transactions</p> <p>The Company has entered into several transactions with related parties during the FY 2023-24 and same constitute significant part of Company's operating revenue comprising income from functional support services, rental income, interest on Loans to related parties etc. Other expenses include Professional charges, reimbursement of expenses, Management service charges etc. incurred w.r.t transactions with related parties. The Company also issued Inter-Corporate Deposits to Subsidiaries during the FY 2023-24.</p> <p>(Refer Note No. 33 of accompanying Standalone Ind AS Financial Statements for complete details of related party transactions).</p> <p>We identified related party transactions as a key audit matter because of risks with respect to completeness of disclosures made in the financial statements; potential non-compliance with statutory regulations governing related party relationships such as Companies Act 2013 and SEBI Regulations and the judgement involved in assessing whether transactions with related parties are undertaken at arms' length.</p> <p>We have verified that the related party transactions are approved in accordance with internal procedures including involvement of key personnel at the appropriate level;</p> <p>We have reviewed the supporting documents to evaluate the managements' assertions that the transactions were at arm's length and</p> <p>evaluated the business rationale of the transactions. Also, reviewed the Benchmarking Report on transactions undertaken by Max India Limited with its group entities during the FY 2023-24 from a fair market value and commercial perspective.</p>	<p>Our audit procedures included, among others, the following:</p> <ul style="list-style-type: none"> Obtained an understanding of the process for identifying related party transactions, performed a walkthrough and evaluated the design of controls related to the risk identified; Sought and obtained balance confirmation from related parties. Verified that the transactions are approved in accordance with internal procedures including involvement of key personnel at the appropriate level; Reviewed the supporting documents to evaluate the managements' assertions that the transactions were at arm's length; we evaluated the business rationale of the transactions Evaluated the rights and obligations per the terms and conditions of the agreements and assessed whether the transactions were recorded appropriately; Reviewed whether the management have disclosed relationships and transactions in accordance with Ind AS 24. Reviewed the Benchmarking Report on transactions undertaken by Max India Limited with its group entities during the FY 2023-24 from a fair market value and commercial perspective.

We have determined that there are no other key audit matters to communicate in our report.

INFORMATION OTHER THAN THE STANDALONE IND AS FINANCIAL STATEMENTS AND AUDITOR'S REPORT THEREON

The Company's Board of Directors and Management is responsible for the Other Information. The Other Information comprises the information included in the Directors' Report, but

does not include the Standalone Ind AS Financial Statements and our auditor's report thereon.

Our opinion on the Standalone Ind AS Financial Statements does not cover the Other Information and we do not express any form of assurance conclusion thereon.

In connection with our audit of the Standalone Ind AS Financial Statements, our responsibility is to read the Other Information and, in doing so, consider whether such Other Information is

materially inconsistent with the Standalone Ind AS Financial Statements or our knowledge obtained in the audit or otherwise appears to be materially misstated. If, based on the work we have performed, we conclude that there is any material misstatement in this Other Information, we are required to report that fact. We have not come across any such findings and hence there is nothing to report in this regard.

RESPONSIBILITY OF MANAGEMENT AND THOSE CHARGE WITH GOVERNANCE FOR THE STANDALONE IND AS FINANCIAL STATEMENTS

The Company's Board of Directors is responsible for the matters stated in section 134(5) of the Companies Act, 2013 ("the Act") with respect to the preparation of these Standalone Ind AS Financial Statements that give a true and fair view of the financial position, financial performance including Other Comprehensive Income, cash flows and changes in equity of the Company in accordance with the accounting principles generally accepted in India, including the Indian Accounting Standards (Ind AS) specified under section 133 of the Act read with the companies (Indian Accounting Standards) Rules, 2015, as amended. This responsibility also includes maintenance of adequate accounting records in accordance with the provisions of the Act for safeguarding of the assets of the Company and for preventing and detecting frauds and other irregularities; selection and application of appropriate accounting policies; making judgments and estimates that are reasonable and prudent; and the design, implementation and maintenance of adequate internal financial controls, that were operating effectively for ensuring the accuracy and completeness of the accounting records, relevant to the preparation and presentation of the Standalone Ind AS Financial Statement that give a true and fair view and are free from material misstatement, whether due to fraud or error.

In preparing the Standalone Ind AS Financial Statements, management is responsible for assessing the Company's ability to continue as a going concern, disclosing, as applicable, matters related to going concern and using the going concern basis of accounting unless management either intends to liquidate the Company or to cease operations, or has no realistic alternative but to do so.

The Board of Directors are also responsible for overseeing the Company's financial reporting process.

AUDITOR'S RESPONSIBILITIES FOR THE AUDIT OF THE STANDALONE IND AS FINANCIAL STATEMENTS

Our objectives are to obtain reasonable assurance about whether the Standalone Ind AS Financial Statements as a whole are free from material misstatement, whether due to fraud or error, and to issue an auditor's report that includes

our opinion. Reasonable assurance is a high level of assurance, but is not a guarantee that an audit conducted in accordance with SAs will always detect a material misstatement when it exists. Misstatements can arise from fraud or error and are considered material if, individually or in the aggregate, they could reasonably be expected to influence the economic decisions of users taken on the basis of these Standalone Ind AS Financial Statements.

As part of an audit in accordance with SAs, we exercise professional judgment and maintain professional skepticism throughout the audit. We also:

- a. Identify and assess the risk of material misstatement of the Standalone Ind AS Financial Statements, whether due to fraud or error, design and perform audit procedures responsive to those risk, and obtain audit evidence that is sufficient and appropriate to provide a basis for our opinion. The risk of not detecting a material misstatement resulting from fraud is higher than for one resulting from error, as fraud may involve collusion, forgery, intentional omissions, misrepresentations, or the override of internal control.
- b. Obtain an understanding of internal control relevant to the audit in order to design audit procedures that are appropriate in the circumstances. Under section 143(3) (i) of the Companies Act, 2013, we are also responsible for expressing our opinion on whether the Company has adequate internal financial control system in place and the operating effectiveness of such controls.
- c. Evaluate the appropriateness of accounting policies used and the reasonableness of accounting estimates and related disclosures made by management.
- d. Conclude on the appropriateness of management's use of the going concern basis of accounting and, based on the audit evidence obtained, whether a material uncertainty exists related to events or conditions that may cast significant doubt on the Company's ability to continue as a going concern. If we conclude that a material uncertainty exists, we are required to draw attention in our auditor's report to the related disclosures in the Standalone Ind AS Financial Statements or, if such disclosures are inadequate, to modify our opinion. Our conclusions are based on the audit evidence obtained up to the date of our auditor's report. However, future events or conditions may cause the Company to cease to continue as a going concern.
- e. Evaluate the overall presentation, structure and content of the Standalone Ind AS Financial Statements, including the disclosures, and whether the Standalone Ind AS Financial Statements represent the underlying transactions and events in a manner that achieves fair presentation.

Materiality is the magnitude of misstatements in the standalone financial statements that, individually or in aggregate, makes it probable that the economic decisions of a reasonably knowledgeable user of the standalone financial statements may be influenced. We consider quantitative materiality and qualitative factors in (i) planning the scope of our audit work and in evaluating the results of our work; and (ii) to evaluate the effect of any identified misstatements in the standalone financial statements

We communicate with those charged with governance regarding, among other matters, the planned scope and timing of the audit and significant audit findings, including any significant deficiencies in internal control that we identify during our audit.

We also provide those charged with governance with a statement that we have complied with relevant ethical requirements regarding independence, and to communicate with them all relationships and other matters that may reasonably be thought to bear on our independence, and where applicable, related safeguards.

From the matters communicated with those charged with governance, we determine those matters that were of most significance in the audit of the Standalone Ind AS Financial Statements for the year ended March 31, 2024 and are therefore the key audit matters. We describe these matters in our auditor's report unless law or regulation precludes public disclosure about the matters or when, in extremely rare circumstances, we determine that a matter should not be communicated in our report because the adverse consequences of doing so would reasonably be expected to outweigh the public interest benefits of such communication.

Report on Other Legal and Regulatory Requirements

1. As required by the Companies (Auditor's Report) Order, 2020 ("the Order"), issued by the Central Government of India in terms of sub-section (11) of section 143 of the Companies Act, 2013, we give in the "Annexure A", a statement on the matters specified in clauses 3 and 4 of the Order, to the extent applicable.
2. As required by Section 143(3) of the Act, based on our audit we report that:
 - a) We have sought and obtained all the information and explanations which to the best of our knowledge and belief were necessary for the purposes of our audit;
 - b) In our opinion, proper books of account as required by law have been kept by the Company so far as it appears from our examination of those books;

- c) The Balance Sheet, the Statement of Profit and Loss including the Statement of Other Comprehensive Income, the Cash Flow Statement and Statement of Changes in Equity dealt with by this Report are in agreement with the books of account;
- d) In our opinion, the aforesaid Standalone Ind AS Financial Statements comply with the Accounting Standards specified under section 133 of the Act, read with Companies (Indian Accounting Standards) Rules, 2015, as amended;
- e) On the basis of the written representations received from the directors of the Company as on March 31, 2024 taken on record by the Board of Directors, none of the directors is disqualified as on March 31, 2024 from being appointed as a director in terms of Section 164(2) of the Act;
- f) With respect to the adequacy of the Internal Financial Controls over Financial Reporting of the Company with reference to these Standalone Ind AS Financial Statements and the operating effectiveness of such controls, refer to our separate Report in "Annexure B" to this report.
- g) In our opinion, the managerial remuneration for the year ended March 31, 2024 has been paid /provided by the Company to its directors in accordance with the provisions of section 197 read with Schedule V to the Act;
- h) With respect to the other matters to be included in the Auditor's Report in accordance with Rule 11 of the Companies (Audit and Auditors) Rules, 2014, as amended in our opinion and to the best of our information and according to the explanations given to us:
 - i. The Company has disclosed the impact of pending litigations on its financial position in its Standalone Ind AS Financial Statements. Refer Note No. 29 to the Standalone Ind AS Financial Statements;
 - ii. The Company did not have any long-term contracts including derivative contracts for which there were any material foreseeable losses.
 - iii. There has been no delay in transferring amounts, if any, required to be transferred, to the Investor Education and Protection Fund by the Company, if any.

- iv. (i) The Management has represented that, to the best of its knowledge and belief, no funds have been advanced or loaned or invested (either from borrowed funds or share premium or any other sources or kind of funds) by the Company to or in any other persons or entities, including foreign entities ("Intermediaries"), with the understanding, that the Intermediary shall:
- a. directly or indirectly lend or invest in other persons or entities identified in any manner whatsoever by or on behalf of the Company ("Ultimate Beneficiaries") or
 - b. provides any guarantee, security or the like on behalf of the Ultimate Beneficiaries.
- (ii) The Management has represented, that, to the best of its knowledge and belief, no funds have been received by the Company from any persons or entities, including foreign entities ("Funding Parties"), with the understanding, whether recorded in writing or otherwise, that the Company shall:
- a. directly or indirectly, lend or invest in other persons or entities identified in any manner whatsoever by or on behalf of the Funding Party ("Ultimate Beneficiaries") or
 - b. provides any guarantee, security or the like on behalf of the Ultimate Beneficiaries.
- (iii) Based on the audit procedures performed that have been considered reasonable and appropriate in the circumstances, nothing has come to my/our notice that has caused us to believe that the representations under sub-clause d (i) and d (ii) contain any material mis statement.
- v. The Company did not declare or paid any dividend during the year and accordingly, reporting under Rule 11(f) of the Companies (Audit and Auditors) Rules 2014 is not applicable.
- vi. Based on our examination which included test checks, the Company has used accounting software for maintaining its books of account for the financial year ended March 31, 2024 which has a feature of recording audit trail (edit log) facility and the same has operated throughout the year for all relevant transactions recorded in the software. Further, during the course of our audit we did not come across any instance of audit trail feature being tampered with and the audit trail has been preserved by the company as per the statutory requirements for record retention w.e.f. FY 2023-24.

For RAVI RAJAN & CO. LLP

Chartered Accountants

(Firm's Registration No. 009073N/N500320)

Ravi Gujral

Partner

(Membership No. 514254)

Place: Gurugram

Date: 24th May, 2024

UDIN: 24514254BKESQV1112

ANNEXURE A TO THE AUDITOR’S REPORT

ANNEXURE “A” REFERRED TO IN PARAGRAPH 1 UNDER THE HEADING “REPORT ON OTHER LEGAL AND REGULATORY REQUIREMENTS” OF OUR REPORT ON EVEN DATE ON THE STANDALONE IND AS FINANCIAL STATEMENTS TO THE MEMBERS OF MAX INDIA LIMITED

(i) (a) (A) The Company has maintained proper records showing full particulars, including quantitative details and situation of property, plant and equipment.

(B) The Company does not own Intangible Assets and accordingly, the requirements under clause 3(ii)(B) of the Order is not applicable to the Company.

(b) According to the information and explanations given to us and on the basis of our examination of the records of the Company, the Company has a regular programme of physical verification of its Property, plant and equipment by which all Property, plant and equipment are verified at reasonable intervals having regard to the size of the Company and the nature of its assets and no material discrepancy was noticed on such verification as compared to book records.

(c) According to the information and explanations given to us and on the basis of our examination of the records of the Company, the title deeds of immovable properties (other than immovable properties where the Company is the lessee and the lease agreements are duly executed in favor of the lessee) disclosed in the standalone financial statements are held in the name of the Company.

(d) According to the information and explanations given to us and on the basis of our examination of the records of the Company, the Company has not revalued its property, plant and equipment (including Right-of-use assets) during the year.

(e) According to the information and explanations given to us and on the basis of our examination of the records of the Company, there are no proceedings initiated or pending against the Company for holding any benami property under the Prohibition of Benami Property Transactions Act, 1988 and rules made thereunder.

(ii) The Company’s business does not involve inventories and, accordingly, the requirements under clause 3(ii)(a) and (b) of the Order are not applicable to the Company and hence not been commented upon.

(iii) According to the information and explanations given to us and on the basis of our examination of the records of the Company, the Company has made the investments in its two (2) wholly owned subsidiaries, details of which are mentioned in the below table:

Sr. No.	Name of the Subsidiary	Nature of Investment	Investment amount (Rs. in lakhs)
1	Antara Senior Living Limited	Compulsorily convertible preference shares	1850
2	Antara Assisted Care Services Limited	Compulsorily convertible preference shares	10150

The Company has not provided any guarantee or security or granted any advances in the nature of loans, secured or unsecured, to companies, firms, Limited Liability Partnerships or any other parties during the year.

(a) Based on the audit procedures carried on by us and as per the information and explanations given to us, during the year the Company has provided Loan/Inter Corporate Deposits of Rs. 3,302.59 lakhs to its wholly owned subsidiaries, Max Ateev Limited and Antara Senior Living Limited.

The details with respect to such Loan/Inter Corporate Deposit to its wholly owned subsidiary is given below:

Particulars	Loan (Rs. in lakhs)
Aggregate amount granted/ provided during the year	
Subsidiaries	3,302.59
Joint Ventures	-
Others (Lender)	-
Balance outstanding as at balance sheet date in respect of above cases	
Subsidiaries	3,300.00
Joint Ventures	-
Others	-

(b) According to the information and explanations given to us and based on the audit procedures performed by us, we are of the opinion that the investment made by the Company in the form of equity shares and compulsorily convertible preference shares in its subsidiaries, guarantee provided to the lender w.r.t borrowings made by its subsidiary and the terms and conditions of the grant of loans to its step-down subsidiary are not prejudicial to the interest of the Company.

- (c) According to the information and explanations given to us, the Loan given to the wholly owned subsidiaries as mentioned in Note No. 38 was either fully repaid along with interest as per the repayment schedule or has not fallen due during FY 2023-24 and accordingly, the requirements under clause 3(iii)(c), 3(iii)(d) and 3(iii)(e) of the Order are not applicable to the Company.
- (d) According to the information and explanations given to us and on the basis of our examination of the records of the Company, during the year the Company has granted loan of Rs. 3302.59 lakhs to its wholly owned subsidiaries at an interest rate of market borrowing rate plus 0.50% repayable on demand. and other than this, the company has not granted any loans or advances in the nature of loans either repayable on demand or without specifying any terms or period of repayment and thus the requirements under clause 3(iii)(f) of the Order is not applicable to the Company.
- (iv) According to the information and explanations given to us, the Company has complied with the provisions of Sections 185 and 186 of the Act in respect of grant of loans, making investments and providing guarantees and securities, as applicable.
- (v) The Company has not accepted deposits within the meaning of Section 73 to 76 of the Act and the Companies (Acceptance of Deposits) Rules, 2014 (as amended) during the year and therefore, reporting under clause (v) of CARO 2020 is not applicable to the Company.
- (vi) To the best of our knowledge and as explained, the Central Government has not specified the maintenance of cost records under Section 148(1) of the Companies Act, 2013, for the products/services of the Company.
- (vii) According to the information and explanations given to us, in respect of statutory dues:
- (a) The Company has generally been regular in depositing undisputed statutory dues, including Provident Fund, Income Tax, Sales Tax, Goods and Services Tax, Value Added Tax and other material statutory dues applicable to it with the appropriate authorities. The provisions relating to Duty of Excise, Employees' State Insurance, Duty of Custom and Cess are not applicable to the Company.
- (b) There were no undisputed amounts payable in respect of Provident Fund, Income Tax, Sales Tax, Service Tax, Value Added Tax, Goods and Services Tax, and other material statutory dues in arrears as at March 31, 2024 for a period of more than six months from the date they became payable. The provisions relating to duty of Excise, Employees' State Insurance, Duty of Custom and Cess are not applicable to the Company.
- (c) Details of dues of Income Tax and Goods and Services Tax which have not been deposited as at March 31, 2024 on account of dispute are given below:

Sr. No.	Name of the Statute	Nature of dues	Financial Year	Amount of Demand (Rs. in Lakhs)	Forum where dispute is pending
1	Finance Act, 1994 (Service Tax)	Service Tax Demand on Corporate Guarantee and Option Fees	2015-16	495.27	Commissioner of Central CGST, Delhi South Commissionerate, Delhi
2	Finance Act, 1994 (Service Tax)	Service Tax Demand on Corporate Guarantee, Option Fees and Import of Services	2016-17	171.38	Commissioner of Central CGST, Delhi South Commissionerate, Delhi
3	Finance Act, 1994 (Service Tax)	Service Tax Demand on Corporate Guarantee	2017-18	16.27	Commissioner of Central CGST, Delhi South Commissionerate, Delhi
4	Income Tax Act, 1961	Income tax	2014-15	2,716	Punjab & Haryana High Court
5	Income Tax Act, 1961	Income tax	2021-22	147.73	Punjab & Haryana High Court

- (viii) According to the information and explanations given to us, there is no any transaction/s in the nature of income to the Company relating to the previous year which has been disclosed as income during the year in the tax assessments under the Income Tax Act, 1961 and thus the requirements under clause 3(viii) of the Order is not applicable to the Company
- (ix) (a) According to the information and explanations given to us and on the basis of our examination of the records of the Company, the Company did not have any loans or borrowings from any lender during the year. Accordingly, clause 3(ix)(a) of the Order is not applicable.
- (b) According to the information and explanations given to us and on the basis of our examination of the records of the Company, the Company has not been declared a wilful defaulter by any bank or financial institution or government or government authority.
- (c) According to the information and explanations given to us by the management, the Company has not obtained any term loans. Accordingly, clause 3(ix)(c) of the Order is not applicable.
- (d) According to the information and explanations given to us and on an overall examination of the balance sheet of the Company, we report that no funds have been raised on short-term basis by the Company. Accordingly, clause 3(ix)(d) of the Order is not applicable.
- (e) According to the information and explanations given to us and on an overall examination of the financial statements of the Company, we report that the Company has not taken any funds from any entity or person on account of or to meet the obligations of its subsidiaries as defined under the Companies Act, 2013. Accordingly, clause 3(ix)(e) of the Order is not applicable.
- (f) According to the information and explanations given to us and procedures performed by us, we report that the Company has not raised loans during the year on the pledge of securities held in its subsidiaries as defined under the Companies Act, 2013. Accordingly, clause 3(ix)(f) of the Order is not applicable
- (x) According to the information and explanations given to us, the Company has not raised money by way of initial public offer or further public offer (including debt instruments) and has also not made any preferential allotment or private placement of shares or convertible debentures (fully, partially or optionally convertible) during the year and accordingly the requirements under clause 3(x) of the Order is not applicable to the Company
- (xi) (a) Based on examination of the books and records of the Company and according to the information and explanations given to us, considering the principles of materiality outlined in Standards on Auditing, we report that no fraud by the Company or on the Company has been noticed or reported during the course of the audit.
- (b) According to the information and explanations given to us, no report under sub-section (12) of Section 143 of the Companies Act, 2013 has been filed by the auditors in Form ADT-4 as prescribed under Rule 13 of Companies (Audit and Auditors) Rules, 2014 with the Central Government
- (c) We have taken into consideration the whistle blower complaints received by the Company, if any, during the year while determining the nature, timing and extent of our audit procedures.
- (xii) According to the information and explanations given to us, the Company is not a Nidhi Company. Accordingly, clause 3(xii) of the Order is not applicable
- (xiii) In our opinion and according to the information and explanations given to us, the transactions with related parties are in compliance with Sections 177 and 188 of the Companies Act, 2013, where applicable, and the details of the related party transactions have been disclosed in the standalone financial statements as required by the applicable Indian Accounting Standard
- (xiv) (a) Based on information and explanations provided to us and our audit procedures, in our opinion, the Company has an internal audit system commensurate with the size and nature of its business.
- (b) We have considered the internal audit reports of the Company issued till date for the period under audit
- (xv) In our opinion and according to the information and explanations given to us, during the year the Company has not entered into any non-cash transactions with its Directors or persons connected to its directors and hence provisions of section 192 of the Companies Act, 2013 are not applicable to the Company.
- (xvi) (a) The Company is not required to be registered under Section 45-IA of the Reserve Bank of India Act, 1934. Accordingly, clause 3(xvi)(a) of the Order is not applicable.
- According to the information and explanations given

to us, company's audited Standalone Ind AS Financial Statements of the FY 2023-24, the Company is not meeting the PBC and thus is not required registration under section 45-IA Reserve Bank of India Act, 1934. Accordingly, the requirements under clause 3(xvi) (a) and (b) of the Order are not applicable to the Company.

- (b) The Company is not a Core Investment Company (CIC) as defined in the regulations made by the Reserve Bank of India. Accordingly, clause 3(xvi)(c) of the Order is not applicable
- (c) According to the information and explanations provided to us during the course of audit, the group has no Core Investment Company (CIC) as part of the Group.
- (xvii) The Company has not incurred cash losses in the current and in the immediately preceding financial year.
- (xviii) There has been no resignation of the statutory auditors during the year. Accordingly, clause 3(xviii) of the Order is not applicable.
- (xix) According to the information and explanations given to us and on the basis of the financial ratios, ageing and expected dates of realization of financial assets and payment of financial liabilities, other information accompanying the Standalone Ind AS financial statements, our knowledge of the Board of Directors and management plans and based on our examination of the evidence supporting the assumptions, nothing has come to our attention, which causes us to believe that any material uncertainty exists as on the date of the audit report that company is not

capable of meeting its liabilities existing at the date of balance sheet as and when they fall due within a period of one year from the balance sheet date. We, however, state that this is not an assurance as to the future viability of the company. We further state that our reporting is based on the facts up to the date of the audit report and we neither give any guarantee nor any assurance that all liabilities falling due within a period of one year from the balance sheet date, will get discharged by the company as and when they fall due.

- (xx) In terms of Section 135 of Companies Act, 2013, Company is not required to spend on CSR activities during the year. Accordingly, the requirements under clause 3(xx)(a) and 3(xx)(b) of the Order is not applicable to the Company.
- (xxi) The reporting under Clause 3(xxi) of the Order is not applicable in respect of audit of standalone financial statements. Accordingly, no comment in respect of the said clause has been included in this report.

For RAVI RAJAN & CO. LLP

Chartered Accountants
(Firm's Registration No. 009073N/N500320)

Ravi Gujral

Partner
(Membership No. 514254)

Place: Gurugram
Date: 24th May, 2024
UDIN: 24514254BKESQV1112

ANNEXURE “B” TO THE AUDITOR’S REPORT (REFERRED IN PARAGRAPH 2(F) UNDER THE HEADING “REPORT ON OTHER LEGAL AND REGULATORY REQUIREMENTS” OF OUR REPORT ON EVEN DATE ON THE STANDALONE IND AS FINANCIAL STATEMENTS TO THE MEMBERS OF MAX INDIA LIMITED

Report on the Internal Financial Controls Over Financial Reporting under Clause (i) of Sub-section 3 of Section 143 of the Companies Act, 2013 (“the Act”)

We have audited the Internal Financial Controls over Financial Reporting of Max India Limited (“the Company”) as of March 31, 2024 in conjunction with our audit of the Standalone Ind AS Financial Statements of the Company for the year ended on that date.

MANAGEMENTS AND BOARD OF DIRECTOR’S RESPONSIBILITY FOR INTERNAL FINANCIAL CONTROLS

The Board of Directors of the Company is responsible for establishing and maintaining Internal Financial Controls based on the Internal Control over Financial Reporting criteria established by the Company considering the essential components of internal control stated in the Guidance Note on Audit of Internal Financial Controls over Financial Reporting issued by the Institute of Chartered Accountants of India. These responsibilities include the design, implementation and maintenance of adequate Internal Financial Controls that were operating effectively for ensuring the orderly and efficient conduct of its business, the safeguarding of its assets, the prevention and detection of frauds and errors, the accuracy and completeness of the accounting records, and the timely preparation of reliable financial information, as required under the Companies Act, 2013.

AUDITOR’S RESPONSIBILITY

Our responsibility is to express an opinion on the Company’s Internal Financial Controls over Financial Reporting with reference to these Standalone Ind AS Financial Statements based on our audit. We conducted our audit in accordance with the Guidance Note on Audit of Internal Financial Controls Over Financial Reporting (the “Guidance Note”) issued by the Institute of Chartered Accountants of India and the Standards on Auditing prescribed under Section 143(10) of the Companies Act, 2013, to the extent applicable to an audit of Internal Financial Controls. Those Standards and the Guidance Note require that we comply with ethical requirements and plan and perform the audit to obtain reasonable assurance about whether adequate Internal Financial Controls over Financial Reporting was established and maintained and if such controls operated effectively in all material respects.

Our audit involves performing procedures to obtain audit evidence about the adequacy of the Internal Financial Controls over Financial Reporting and their operating effectiveness. Our

audit of Internal Financial Controls over Financial Reporting included obtaining an understanding of Internal Financial Controls over Financial Reporting with reference to these Standalone Ind AS Financial Statements, assessing the risk that a material weakness exists, and testing and evaluating the design and operating effectiveness of internal control based on the assessed risk. The procedures selected depend on the auditor’s judgment, including the assessment of the risks of material misstatement of the Standalone Ind AS Financial Statements, whether due to fraud or error.

We believe that the audit evidence we have obtained is sufficient and appropriate to provide a basis for our audit opinion on the Company’s Internal Financial Controls system over Financial Reporting with reference to these Standalone Ind AS Financial Statements.

MEANING OF INTERNAL FINANCIAL CONTROLS OVER FINANCIAL REPORTING WITH REFERENCE TO THESE STANDALONE IND AS FINANCIAL STATEMENTS

A Company’s Internal Financial Controls over Financial Reporting with reference to these Standalone Ind AS Financial Statements is a process designed to provide reasonable assurance regarding the reliability of Financial Reporting and the preparation of Standalone Ind AS Financial Statements for external purposes in accordance with generally accepted accounting principles. A Company’s Internal Financial Controls over Financial Reporting with reference to these Standalone Ind AS Financial Statements includes those policies and procedures that (1) Pertain to the maintenance of records that, in reasonable detail, accurately and fairly reflect the transactions and dispositions of the assets of the Company; (2) Provide reasonable assurance that transactions are recorded as necessary to permit preparation of Standalone Ind AS Financial Statements in accordance with generally accepted accounting principles, and that receipts and expenditures of the Company are being made only in accordance with authorizations of management and directors of the Company; and (3) Provide reasonable assurance regarding prevention or timely detection of unauthorized acquisition, use, or disposition of the Company’s assets that could have a material effect on the Standalone Ind AS Financial Statements.

INHERENT LIMITATIONS OF INTERNAL FINANCIAL CONTROLS OVER FINANCIAL REPORTING WITH REFERENCE TO THESE STANDALONE IND AS FINANCIAL STATEMENTS

Because of the inherent limitations of Internal Financial

Controls over Financial Reporting with reference to these Standalone Ind AS Financial Statements, including the possibility of collusion or improper management override of controls, material misstatements due to error or fraud may occur and not be detected. Also, projections of any evaluation of the Internal Financial Controls over Financial Reporting with reference to these Standalone Ind AS Financial Statements to future periods are subject to the risk that the Internal Financial Controls over Financial Reporting with reference to these Standalone Ind AS Financial Statements may become inadequate because of changes in conditions, or that the degree of compliance with the policies or procedures may deteriorate.

OPINION

In our opinion, to the best of our information and according to the explanations given to us, the Company has, in all material respects, adequate Internal Financial Controls System over financial reporting with reference to these Standalone Ind AS Financial Statements and such Internal Financial Controls over

Financial Reporting with reference to these Standalone Ind AS Financial Statements were operating effectively as at March 31, 2024, based on the Internal Control over Financial Reporting criteria established by the Company considering the essential components of internal control stated in the Guidance Note on Audit of Internal Financial Controls Over Financial Reporting issued by the Institute of Chartered Accountants of India.

For RAVI RAJAN & CO. LLP

Chartered Accountants

(Firm's Registration No. 009073N/N500320)

Ravi Gujral

Partner

(Membership No. 514254)

Place: Gurugram

Date: 24th May, 2024

UDIN: 24514254BKESQV1112

STANDALONE BALANCE SHEET

AS AT MARCH 31, 2024

(Amount in INR lakhs unless otherwise stated)

Particulars	Notes	As at March 31, 2024	As at March 31, 2023
ASSETS			
1 Non-Current Assets			
(a) Property, plant and equipment	3	3,002.02	3,027.93
(b) Right of Use	3a	531.88	79.72
(c) Investment property	3b	6,762.57	6,815.41
(d) Financial Assets			
(i) Investment in subsidiaries	5	58,373.00	46,942.75
(ii) Other financial assets	10a	19.45	752.66
(e) Non-current tax assets (net)	11a	151.15	35.35
(f) Other non-current assets	7	63.63	-
Total Non-Current Assets		68,903.70	57,653.82
2 Current Assets			
(a) Financial Assets			
(i) Investments	4	3,920.16	5,406.54
(ii) Trade receivables	8	16.75	61.06
(iii) Cash and cash equivalents	9	20.09	32.15
(iv) Bank balances (other than those classified under Cash & cash equivalent above)	9a	7,344.41	-
(iv) Loans	6	3,391.41	8.01
(v) Other financial assets	10b	3,697.17	22,889.29
(b) Current tax assets (net)	11b	697.02	661.67
(c) Other current assets	7a	121.11	121.93
Total Current Assets		19,208.12	29,180.65
TOTAL ASSETS		88,111.82	86,834.47
EQUITY AND LIABILITIES			
1 Equity			
(a) Equity share capital	12	4,317.08	4,302.90
(b) Other equity	13	82,081.54	81,477.57
Total Equity		86,398.62	85,780.47
Liabilities			
2 Non-Current Liabilities			
(a) Financial liabilities			
(i) Lease liability	14a	490.19	41.55
(ii) Other financial liabilities	15a	301.30	12.63
(b) Provisions	16a	234.36	169.68
(c) Deferred tax liabilities (net)	19	114.21	100.29
Total Non-Current Liabilities		1,140.06	324.15
3 Current Liabilities			
(a) Financial liabilities			
(i) Lease liability	14b	59.99	37.69
(ii) Trade payables	17		
a) Total outstanding dues of micro enterprises and small enterprises		6.55	14.00
b) Total outstanding dues of creditors other than micro enterprises and small enterprises		95.08	152.18
(iii) Other financial liabilities	15b	323.83	441.51
(b) Other current liabilities	18	74.88	67.21
(c) Provisions	16b	12.81	17.26
Total Current Liabilities		573.14	729.85
TOTAL EQUITY AND LIABILITIES		88,111.82	86,834.47

Summary of material accounting policies

Notes forming part of the standalone financial statements

As per our report of even date

For **Ravi Rajan & Co LLP**

Chartered Accountants

Firm Registration Number: 009073N/N500320

UDIN: 24514254BKESQV1112

Ravi Gujral

Partner

Membership No.: 514254

Place: Gurugram

Date: May 24, 2024

2

3-47

For and on the behalf of Max India Limited

Rajit Mehta

(Managing Director)

DIN No - 01604819

Place: Gurugram

Sandeep Pathak

(Chief Financial Officer)

Place: Gurugram

Date: May 24, 2024

Niten Malhan

(Director)

DIN No - 00614624

Place: Mumbai

Pankaj Chawla

(Company Secretary)

Place: Gurugram

STANDALONE STATEMENT OF PROFIT AND LOSS

FOR THE YEAR ENDED MARCH 31, 2024

(Amount in INR lakhs unless otherwise stated)

Particulars	Notes	For the year ended March 31, 2024	For the year ended March 31, 2023
Income			
Revenue from operations	20	3,123.47	3,253.56
Other income	21	103.16	50.15
Total income		3,226.63	3,303.71
Expenses			
Employee benefits expense	22	1,259.72	1,002.04
Finance costs	23	59.11	23.51
Depreciation and amortization expense	24	268.22	223.98
Legal and professional		747.54	778.96
Other expenses	25	714.76	593.54
Total expenses		3,049.35	2,622.03
Profit before exceptional items and tax		177.28	681.68
Exceptional items (Refer note 39)		(12.34)	450.00
Profit before tax		164.94	1,131.68
Tax expense :	19		
(1) Current tax		23.01	279.40
(2) Deferred tax		16.57	(237.64)
Income tax adjustment related to earlier years		1.46	(126.35)
Profit for the year		123.90	1,216.27
Other Comprehensive Income (OCI)			
Items that will not be reclassified to the Statement of profit or loss in subsequent periods			
Re-measurement gains / (losses) on defined benefit plans	27	(10.51)	(11.12)
Income tax effect on above	19	2.65	2.80
Other Comprehensive (loss) / Income for the year		(7.86)	(8.32)
Total Comprehensive Income for the year		116.04	1,207.95
Earnings per equity share (Rs.) :	26		
(1) Basic		0.29	2.56
(2) Diluted		0.28	2.55

Summary of material accounting policies
Notes forming part of the standalone financial statements
As per our report of even date

For **Ravi Rajan & Co LLP**
Chartered Accountants
Firm Registration Number: 009073N/N500320
UDIN: 24514254BKESQV1112

Ravi Gujral
Partner
Membership No.: 514254

Place: Gurugram
Date: May 24, 2024

2
3-47

For and on the behalf of Max India Limited

Rajit Mehta
(Managing Director)
DIN No - 01604819
Place: Gurugram

Sandeep Pathak
(Chief Financial Officer)
Place: Gurugram

Date: May 24, 2024

Niten Malhan
(Director)
DIN No - 00614624
Place: Mumbai

Pankaj Chawla
(Company Secretary)
Place: Gurugram

STATEMENT OF CHANGES IN EQUITY

FOR THE YEAR ENDED MARCH 31, 2024

(Amount in INR lakhs unless otherwise stated)

A. Equity share capital :

FY 2023-24

Balance at the Beginning of the current Reporting Period	Changes in Equity Share Capital Due to Prior Period Error	Restated Balance at the Beginning of the Current Reporting Period	Changes in Equity Share Capital During the current year *	Balance at the End of the Current Reporting Period
4,302.90	-	4,302.90	14.18	4,317.08

* Increase in equity share capital due to exercise of ESOPs

FY 2022-23

Balance at the Beginning of the Previous Reporting Period	Changes in Equity Share Capital Due to Prior Period Error	Restated Balance at the Beginning of the Previous Reporting Period	Changes in Equity Share Capital During the Previous year*	Balance at the End of the Previous Reporting Period
5,378.63	-	5,378.63	(1,075.73)	4,302.90

* Refer to note 40

B. Other equity

Particulars	Reserves and Surplus					
	Securities premium	Employee stock options outstanding (refer note 28)	Capital reserve	Retained earnings	Other Comprehensive Income	Total Comprehensive Income
Balance at the beginning of the previous reporting period FY 22-23	511.35	108.56	98,348.03	(10,832.06)	44.76	88,180.64
Changes in accounting policy or prior period errors	-	-	-	-	-	-
Restated balance at the beginning of the current reporting period	511.35	108.56	98,348.03	(10,832.06)	44.76	88,180.64
Profit for the year	-	-	-	1,216.27	-	1,216.27
Capital Reduction	-	-	(8,067.94)	-	-	(8,067.94)
ESOP recognized during the year	-	161.88	-	-	-	161.88
ESOP forfeited during the year	-	(4.96)	-	-	-	(4.96)
Remeasurement gain/(loss) on Defined Benefit Plan (Net of tax)	-	-	-	-	(8.32)	(8.32)
Balance at the end of previous reporting period/ beginning of current reporting period FY 23-24	511.35	265.48	90,280.09	(9,615.79)	36.44	81,477.57
Changes in accounting policy or prior period errors	-	-	-	-	-	-
Restated balance at the beginning of the current reporting period	511.35	265.48	90,280.09	(9,615.79)	36.44	81,477.57
Profit for the year	-	-	-	123.90	-	123.90
Premium on issue of equity shares during the year	127.69	-	-	-	-	127.69
ESOP recognized during the year	-	385.75	-	-	-	385.75
ESOP forfeited during the year	-	(25.51)	-	-	-	(25.51)
Remeasurement gain/(loss) on Defined Benefit Plan (Net of tax)	-	-	-	-	(7.86)	(7.86)
Closing Balance as on March 31, 2024	639.04	625.72	90,280.09	(9,491.89)	28.58	82,081.54

Summary of material accounting policies
Notes forming part of the standalone financial statements
As per our report of even date

For Ravi Rajan & Co LLP

Chartered Accountants
Firm Registration Number: 009073N/N500320
UDIN: 24514254BKESQV1112

Ravi Gujral

Partner
Membership No.: 514254

Place: Gurugram
Date: May 24, 2024

2
3-47

For and on the behalf of Max India Limited

Rajit Mehta

(Managing Director)
DIN No - 01604819
Place: Gurugram

Sandeep Pathak

(Chief Financial Officer)
Place: Gurugram

Date: May 24, 2024

Niten Malhan

(Director)
DIN No - 00614624
Place: Mumbai

Pankaj Chawla

(Company Secretary)
Place: Gurugram

CASH FLOW STATEMENT

FOR THE YEAR ENDED MARCH 31, 2024

(Amount in INR lakhs unless otherwise stated)

Particulars	For the year ended March 31, 2024	For the year ended March 31, 2023
A CASH FLOW FROM OPERATING ACTIVITIES		
Profit before exceptional items and tax	177.28	681.68
Add: Adjustments for:		
Depreciation	268.22	223.98
Interest cost on Finance Lease	34.77	5.22
Rental Income	(523.46)	(453.79)
Interest Income	(1,472.47)	(1,401.40)
Net gain on sale of property, plant and equipment	(0.22)	(7.73)
Net gain on redemption of Mutual Funds	(312.36)	(356.45)
Fair value loss / (gain) on mutual funds	(41.40)	(204.44)
Financial guarantee income	(4.43)	(19.91)
Liability/ provisions no longer required written back	(73.20)	(3.79)
Employee Stock Option Expense	171.73	63.52
Operating Loss before working capital changes	(1,775.54)	(1,473.11)
Working Capital Changes :		
Decrease in other financial assets (non-current)	8.21	23.37
Decrease/(Increase) in trade receivables	44.31	(24.59)
(Increase) in loans (current)	(2.78)	-
(Increase) in other financial assets (current)	(6.65)	(33.50)
Decrease in other current assets	0.82	15.47
Increase in Other Financial Liabilities	139.32	11.84
Increase in Provisions	49.73	32.96
Increase in Trade Payables	8.64	98.69
Increase/(Decrease) in Other Current Liabilities	7.67	(76.99)
Cash Flow from operations	(1,526.27)	(1,425.86)
Income Tax Refund/(Taxes paid)	(175.64)	(312.08)
NET CASH FLOW USED IN OPERATING ACTIVITIES (A)	(1,701.91)	(1,737.94)
B CASH FLOW FROM INVESTING ACTIVITIES		
Purchase of Property, Plant and Equipment (including Capital Advance)	(115.41)	(130.28)
Purchase of Investment property	(26.64)	(0.00)
Proceeds from sale of Property, Plant and Equipment	1.35	9.16
Loans repaid by Subsidiary	738.39	3,487.81
Loan to Subsidiaries	(3,302.50)	(7.63)
Investment in subsidiaries	(12,000.00)	(3,700.00)
Proceeds from maturity/ (Investment) in Fixed Deposits with maturity more than 3 months	12,549.24	(1,189.51)
Investments in Mutual Fund	(8,628.16)	(11,065.44)
Proceeds from redemption of Mutual Funds	10,468.30	20,780.57
Rental Income from Investment Property	523.46	453.79
Interest received	1,464.34	2,277.19
NET CASH FLOW FROM INVESTING ACTIVITIES (B)	1,672.37	10,915.66
C CASH FLOW FROM FINANCING ACTIVITIES		
Proceeds from issue of share capital (including security premium)	93.46	-

Particulars	For the year ended March 31, 2024	For the year ended March 31, 2023
Payment to shareholders on reduction of Equity Share Capital	-	(9,143.67)
Payment of lease liabilities	(75.98)	(37.50)
NET CASH FLOW FROM / (USED IN) FINANCING ACTIVITIES (C)	17.48	(9,181.17)
NET INCREASE/ (DECREASE) IN CASH AND CASH EQUIVALENTS (A+B+C)	(12.06)	(3.45)
Cash and Cash Equivalents - at the beginning of the year	32.15	35.60
Cash and Cash Equivalents - at the end of the year	20.09	32.15
NET INCREASE/ (DECREASE) IN CASH & CASH EQUIVALENTS	(12.06)	(3.45)

- The above cash flow statement has been prepared under the "Indirect Method" as set out in Indian Accounting Standard (Ind AS) 7- Statement of Cash Flows.
- Components of cash and cash equivalents :-

Cash and cash equivalents	As at March 31, 2024	As at March 31, 2023
Balance with Bank on Current Accounts	19.73	31.88
Cash on Hand	0.36	0.27
TOTAL	20.09	32.15

Summary of material accounting policies
Notes forming part of the standalone financial statements
As per our report of even date

For **Ravi Rajan & Co LLP**
Chartered Accountants
Firm Registration Number: 009073N/N500320
UDIN: 24514254BKESQV1112

Ravi Gujral
Partner
Membership No.: 514254

Place: Gurugram
Date: May 24, 2024

2
3-47

For and on the behalf of Max India Limited

Rajit Mehta
(Managing Director)
DIN No - 01604819
Place: Gurugram

Sandeep Pathak
(Chief Financial Officer)
Place: Gurugram

Date: May 24, 2024

Niten Malhan
(Director)
DIN No - 00614624
Place: Mumbai

Pankaj Chawla
(Company Secretary)
Place: Gurugram

1. CORPORATE INFORMATION

"The Company was incorporated on January 23, 2019 under the Companies Act, 2013 registered with the Registrar of Companies, Mumbai as a wholly owned subsidiary Company of erstwhile Max India Limited. The Company is authorized, by its Memorandum of Association, inter alia, to carry on the business of providing various services relating to senior living communities and management and consultancy services, shared services, nurturing the learning and development objectives for acquisition of skills and knowledge, including recruitment personnel management in the Company, its affiliates, subsidiaries, associates, joint venture companies and other companies including those with similar objects as that of the Company.

The address of the registered office of the Company is 167, Floor 1, Plot-167A, Ready Money Mansion, Dr. Annie Besant Road, Worli, Mumbai -400018 Maharashtra.

Upon the Composite Scheme of Amalgamation and Arrangement amongst Max India Limited, Max Healthcare Institute Limited, Radiant Life Care Private Limited and the Company and their respective shareholders and creditors ("the Scheme") becoming effective, the Company got engaged in the activities of making, holding and nurturing investments in allied health and associated activities, represented by its subsidiary companies (namely Antara Senior Living Limited along with its subsidiary, Antara Assisted Care Services Limited, Max Skill First Limited, Max Ateev Limited and Max UK Limited), coupled with erstwhile Max India's management consultancy services, its related employees, contracts, assets and liabilities, (collectively referred to as "Allied Health and Associated Activities" and as defined in the Scheme), w.e.f. the Appointed date i.e. February 1, 2019.

Subsequently, the Company issued and allotted 53,786,261 equity shares of Rs 10 each on June 22, 2020 to the shareholders of erstwhile Max India Limited as on the record date i.e. June 15, 2020 and the erstwhile equity share capital of the Company of Rs. 500,000 (comprising 50,000 equity shares of Rs. 10 each) which was fully held by erstwhile Max India Limited was cancelled in terms of the Composite Scheme.

Consequently, the Company ceased to be a subsidiary of Max India Limited with effect from the Effective Date.

The Company obtained a fresh certificate of incorporation on July 1, 2020, subsequent to the change of its name and renamed as Max India Limited. Further, the equity shares of the Company were listed on NSE and BSE with effect from August 28, 2020.

During the FY 2022-23, 1,07,57,252 Equity Shares were cancelled in accordance with the Scheme for Reduction of Capital of the Company. For details, please refer to Note No. 40.

2. BASIS OF PREPARATION AND PRESENTATION

(a) Statement of Compliance

The Company, as a wholly owned subsidiary of a listed company i.e. erstwhile Max India Limited, was mandatorily required to adopt IND AS. The Standalone financial statements have been prepared in accordance with Indian Accounting Standards ("Ind AS") as notified by Ministry of Corporate Affairs pursuant to Section 133 of the Companies Act, 2013 ('Act') read with the Companies (Indian Accounting Standards) Rules, 2015 as amended from time to time and other relevant provisions of the Act.

The standalone financial statements have been prepared on accrual and going concern basis. The accounting policies are applied consistently to all the periods presented in the financial statements. The standalone financial statements, for the period January 23, 2019 to March 31, 2020, were the first financial statements of the Company which have been prepared in accordance with Ind AS and restated to include impact of the Scheme.

The Standalone financial statements of the Company for the year ended March 31, 2024 were approved for issue in accordance with the resolution of the Board of Directors on May 24, 2024.

Material Accounting Policies

(b) Basis of measurement

The standalone financial statements have been prepared on a historical cost convention and on an accrual basis, except for the following material items that have been measured at fair value as required by relevant Ind AS:

- i. Certain financial assets and liabilities measured at amortised cost (refer accounting policy on financial instruments);
- ii. Defined benefit and other long-term employee benefits.

Historical cost is generally based on the fair value of the consideration given in exchange for goods and services at the time of their acquisition.

The standalone financial statements are presented in Indian Rupees (Rs.), which is the Company's functional and presentation currency and all amounts are rounded to the nearest lakhs (Rs. 00,000) and two decimals thereof, as per the requirement of Schedule III to the Companies Act, 2013, except where mentioned otherwise.

(c) Basis of classifying Assets and Liabilities into Current and Non-Current

Operating Cycle

The operating cycle is the time between the acquisition of assets for processing and their realisation in cash and cash equivalents. The Company has identified twelve months as its operating cycle.

The Company presents assets and liabilities in the Balance Sheet based on current/ non-current classification. An asset is treated as current when it is:

- a. Expected to be realised or intended to be sold or consumed in normal operating cycle;
- b. Held primarily for the purpose of trading; or
- c. Expected to be realised within twelve months after the reporting period, or
- d. Cash or cash equivalent - unless restricted from being exchanged or used to settle a liability for at least twelve months after the reporting period.

All other assets are classified as non-current.

A liability is current when it is:

- a. Expected to be settled in normal operating cycle;
- b. Held primarily for the purpose of trading; or
- c. Due to be settled within twelve months after the reporting period, or
- d. There is no unconditional right to defer the settlement of the liability for at least twelve months after the reporting period

All other liabilities are classified as non-current.

Deferred tax assets and liabilities are classified as non-current assets and liabilities

(d) Use of estimates and judgement

The preparation of the Standalone financial statements in conformity with Ind AS requires management to make estimates and assumptions that affect the application of accounting policies and the reported amounts of assets, liabilities, income and expenses. Actual results may differ from these estimates.

The estimates and underlying assumptions are reviewed on an ongoing basis. Revisions to accounting estimates are recognised in the period in which the estimate is revised if the revision effects only that period or in the period of the revision and future periods if the revision affects both current and future years.

In particular, information about significant areas of estimation, uncertainty and critical judgments in applying accounting policies that have the most significant effect on the amounts recognized in the financial statements is included in the following notes:

- a. Recognition and measurement of defined benefit obligations, key actuarial assumptions; (Refer Note No. 27)
- b. Recognition and measurement of provisions and contingencies, key assumptions about the likelihood and magnitude of an outflow of resources; (Refer Note No. 2 (ii))
- c. Recognition of deferred tax assets – availability of future taxable profits against which deferred tax assets (e.g. MAT) can be used (Refer Note No. 2 (p))
- d. Measurement of lease liabilities and Right-of-use assets (Refer Note No. 2 (g))
- e. Impairment of Financial and Non- Financial assets (Refer Note No. 2 (k) and (h))

(e) Property, plant and equipment

1. Property, Plant and equipment including capital work in progress are stated at cost, less accumulated depreciation and accumulated impairment losses, if any. The cost will comprise of purchase price, taxes, duties, freight and other incidental expenses directly attributable and related to acquisition and installation of the concerned assets and are further adjusted by the amount of GST credit and other credits

MATERIAL ACCOUNTING POLICIES AND NOTES TO THE STANDALONE FINANCIAL STATEMENTS FOR THE YEAR ENDED MARCH 31, 2024
(Amount in INR lakhs unless otherwise stated)

availed wherever applicable. Recurring repair and maintenance costs are recognized in profit or loss as incurred.

2. Property, plant and equipment not ready for their intended use as on the balance sheet date are disclosed as “Capital work-in-progress”. Such items are classified to the appropriate category of property, plant and equipment when completed and ready for their intended use. Advances given towards acquisition/ construction of property, plant and equipment outstanding at each balance sheet date are disclosed as Capital Advances under “Other non-current assets”.
3. Subsequent costs are included in the asset’s carrying amount or recognised as a separate asset, as appropriate, only when it is probable that future economic benefits associated with the item will flow to the Company and the cost of the item can be measured reliably.
4. An item of property, plant and equipment and any significant part initially recognised is derecognised upon disposal or when no future economic benefits are expected from its use or disposal. Any gain or loss arising on de-recognition of the asset (calculated as the difference between the net disposal proceeds and the carrying amount of the asset) is included in the statement of profit and loss in “other income / (expenses)” when the asset is derecognised.

The residual values, useful lives and methods of depreciation of property, plant and equipment are reviewed at each financial year end and adjusted prospectively, if appropriate.

5. Cost of Tangible Assets, less its residual value, are depreciated to the residual values on a straight-line basis over the estimated useful lives based on technical estimates which are different than those specified by Schedule II to the Companies Act 2013, in order to reflect the actual usage of the assets. Assets’ residual values and useful lives are reviewed at each financial year end considering the physical condition of the assets and benchmarking analysis or whenever there are indicators for review of residual value and useful life. Estimated useful lives of the assets are as follows:

Asset Type	Estimated Useful Life (In Years)
Building and Investment Property	60 years
Furniture and Fixtures	10 years
Office Equipment	3-5 years
IT Equipment (End user devices)	3 years
Vehicles	3-8 years
Leasehold Improvement	Amortised over the period of lease

The management believes that these estimated useful lives are realistic and reflect fair approximation of the period over which the assets are likely to be used.

(f) Investment property

Recognition and initial measurement

1. Investment properties are properties held to earn rentals or for capital appreciation or both. As per Ind AS 40, Investment properties are measured initially at their cost of acquisition, including transaction costs. The cost comprises purchase price, borrowing cost, if capitalization criteria are met and directly attributable cost of bringing the asset to its working condition for the intended use. Any trade discount and rebates are deducted in arriving at the purchase price. When significant parts of the investment property are required to be replaced at intervals, the Company depreciates them separately based on their specific useful lives. Subsequent costs are included in the asset’s carrying amount or recognised as a separate asset, as appropriate, only when it is probable that future economic benefits associated with the item will flow to the Company. All other repair and maintenance costs are recognised in statement of profit or loss as incurred. The cost includes the cost of replacing parts if the recognition criteria are met.
2. Transfers are made to (or from) investment property only when there is a change in use. For a transfer from investment property to owner-occupied property, the deemed cost for subsequent accounting is the carrying value at the date of change in use.

Subsequent measurement (depreciation and useful lives)

Investment properties are subsequently measured at cost less accumulated depreciation and accumulated

impairment losses, if any.

Depreciation on investment properties is provided on the straight-line method over the useful lives of the assets as per Schedule II of the Companies Act, 2013, as amended from time.

Asset Type	Useful life
Building	60 years

De-recognition

Gains or losses arising from derecognition of an intangible asset are measured as the difference between the net disposal proceeds and the carrying amount of the asset and are recognised in the statement of profit or loss when the asset is derecognised.

(g) Leases

Company as a lessee:

The Company assesses at contract inception whether a contract is, or contains, a lease. The Company enters into lease arrangements for leasing of self-owned Building and Investment Property. A contract is, or contains a lease if the contract conveys the right to control the use of an identified asset for a period of time in exchange of consideration. To assess whether a contract conveys the right to control the use of an asset the Company assesses whether:

- (i) The contract involves the use of an identified asset – this may be specified explicitly or implicitly, and should be physically distinct or represent substantially all of the capability of a physical distinct asset. If the supplier has a substantive substitution right, then the asset is not identified
- (ii) The Company has the right to obtain substantially all of the economic benefits from use of the asset throughout the period of use; and
- (iii) The Company has the right to direct the use of the asset. The Company has this right when it has the decision making rights that are most relevant to changing how and for what purpose the asset is used.

Lease accounting as a Lessee

Initial Recognition

Right of Use Asset (ROU)

The Company recognises a right-of-use asset and a lease liability at the lease commencement date. At the commencement date, a lessee shall measure the right-of-use asset at cost which comprises initial measurement of the lease liability, any lease payments made at or before the commencement date, less any lease incentives received, any initial direct costs incurred by the lessee; and an estimate of costs to be incurred by the lessee in dismantling and removing the underlying asset, restoring the site on which it is located or restoring the underlying asset to the condition required by the terms and conditions of the lease.

The ROU asset is depreciated as per the depreciation requirements in Ind AS 16 Property, Plant and Equipment

The Company’s lease asset classes primarily consist of leases for Building and Investment Properties.

Lease Liability

At the commencement date, a lessee measures the lease liability at the present value of the lease payments that are not paid at that date. The lease payments shall be discounted using the interest rate implicit in the lease, if that rate can be readily determined. If that rate cannot be readily determined, the lessee shall use the lessee’s incremental borrowing rate.

Subsequent measurement

Subsequent measurement of the right-of-use asset after the commencement date is at cost model, the value of right-of-use asset is initially measured at cost less accumulated depreciation and any accumulated impairment loss and adjustment for any re-measurement of the lease liability.

The right-of-use asset is depreciated from the commencement date to the earlier of the end of the useful life of the asset or the end of lease term, unless lease transfers ownership of the underlying asset to the Company by the end of the lease term or if the cost of the right-of-asset reflects that the Company will exercise a purchase option, in such case the Company will depreciate asset to the end of the useful life.

Right-of-use asset and lease liability are presented

on the face of balance sheet. Depreciation charge on right-to-use is presented under depreciation expense as a separate line item. Interest charge on lease liability is presented under finance cost as a separate line item. Under the cash flow statement, cash flow from lease payments including interest are presented under financing activities. Short-term lease payments, payments for leases of low-value assets and variable lease payments that are not included in the measurement of the lease liabilities are presented as cash flows from operating activities.

Short-term lease and leases of low-value assets

The Company has elected not to recognise right-of-use assets and lease liabilities for short-term leases that have a lease term of less than 12 months or less and leases of low-value assets. The Company recognises the lease payments associated with these leases as an expense on a straight-line basis over the lease term. The election for short-term leases shall be made by class of underlying asset to which the right of use relates. A class of underlying asset is a grouping of underlying assets of a similar nature and use in Company's operations. The election for leases for which the underlying asset is of low value can be made on a lease-by-lease basis.

Lease Accounting by lessor

Leases in which the Company does not transfer substantially all the risks and benefits of ownership of the asset is classified as operating lease. Assets subject to operating leases other than land, building and vehicles are included in PPE. Lease income on an operating lease is recognised in the statement of profit and loss on a straight-line basis over the lease term. Costs, including depreciation, are recognised as an expense in the statement of profit and loss.

(h) Impairment of non-financial assets

The Company assesses at each reporting date whether there is an indication that an asset may be impaired. If any indication exists, or when annual impairment testing for an asset is required, the Company estimates the asset's recoverable amount. An asset's recoverable amount is the higher of an asset's or cash generating units' (CGUs) fair value less cost of disposal and its value in use. The recoverable amount is determined for an individual asset, unless the asset does not generate cash inflows that are largely independent of those from other assets or group of assets. When the carrying amount of an

asset or CGU exceeds its recoverable amount, the asset is considered impaired and is written down to its recoverable amount.

In assessing value in use, the estimated future cash flows are discounted to their present value using a pre-tax discount rate that reflects current market assessments of the time value of money and the risks specific to the asset. In determining net selling price, recent market transactions are taken into account, if available. If no such transactions can be identified, an appropriate valuation model is used. These calculations are corroborated by valuation multiples, quoted share prices for publicly traded companies or other available fair value indicators.

In determining fair value less cost of disposal, recent market transactions are taken into account.

The Company bases its impairment calculation on detailed budgets and forecast calculations, which are prepared separately for each of the Company's CGUs to which the individual assets are allocated. These budgets and forecast calculations generally cover a period of five years. For longer periods, a long-term growth rate is calculated and applied to project future cash flows after the fifth year. To estimate cash flow projections beyond periods covered by the most recent budgets/forecasts, the Company extrapolates cash flow projections in the budget using a steady or declining growth rate for subsequent years, unless an increasing rate can be justified. In any case, this growth rate does not exceed the long-term average growth rate for the products, industries, or country or countries in which the entity operates, or for the market in which the asset is used.

Impairment losses of continuing operations, are recognised in the statement of profit and loss. After impairment, depreciation is provided on the revised carrying amount of the asset over its remaining useful life.

For assets, an assessment is made at each reporting date to determine whether there is an indication that previously recognised impairment losses no longer exist or have decreased. If such indication exists, the Company estimates the asset's or CGU's recoverable amount. A previously recognised impairment loss is reversed only if there has been a change in the assumptions used to determine the asset's recoverable amount since the last impairment loss was recognised. The reversal is limited so that

the carrying amount of the asset does not exceed its recoverable amount, nor exceed the carrying amount that would have been determined, net of depreciation, had no impairment loss been recognised for the asset in prior years. Such reversal is recognised in the statement of profit or loss unless the asset is carried at a revalued amount, in which case, the reversal is treated as a revaluation increase.

(i) Provisions, Contingent liabilities, Contingent Assets, and Commitments

Provisions

A provision is recognised when the Company has a present obligation (legal or constructive) as a result of a past event, it is probable that an outflow of resources embodying economic benefits will be required to settle the obligation and a reliable estimate can be made of the amount of the obligation. When the Company expects some or all of a provision to be reimbursed, for example, under an insurance contract, the reimbursement is recognised as a separate asset, but only when the reimbursement is virtually certain. The expense relating to a provision is presented in the statement of profit and loss net of any reimbursement.

If the effect of the time value of money is material, provisions are discounted using a current pre-tax rate that reflects, when appropriate, the risks specific to the liability. When discounting is used, the increase in the provision due to the passage of time is recognised as a finance cost.

Contingent liabilities

Contingent liabilities are disclosed in the notes. Contingent liabilities are disclosed for

- (1) Possible obligations which will be confirmed only by future events not wholly within the control of the Company or
- (2) Present obligations arising from past events where it is not probable that an outflow of resources will be required to settle the obligation or a reliable estimate of the amount of the obligation cannot be made.

Contingent assets are not recognised in the standalone financial statements. However, the same are disclosed in the standalone financial statements where an inflow of economic benefit is probable

Contingent assets are recognized when the realisation

of income is virtually certain, then the related asset is not a contingent asset and its recognition is appropriate.

Provisions, contingent liabilities, contingent assets and commitments are reviewed at each reporting date.

(j) Retirement and other Employee Benefits

I. Defined benefit plan

Provident Fund

The Company contributes to employees provident fund benefits through a trust "Max Financial Services Limited Provident Fund Trust" managed by Max Financial Services Limited whereby amounts determined at a fixed percentage of basic salaries of the employees are deposited to the trust every month. The benefit vests upon commencement of the employment. The interest rate payable by the trust to the beneficiaries every year is notified by the government and the Company has an obligation to make good the shortfall, if any, between the return from the investments of the trust and the notified interest rate. The Company has obtained actuarial valuation to determine the shortfall, if any, as at the Balance Sheet date. The Company recognises contribution payable to the provident fund as an expense, when the employee renders the related service.

Gratuity

The Company's gratuity fund scheme and post-employment benefit scheme are considered as defined benefit plans. The Company's liability is determined on the basis of an actuarial valuation using the projected unit credit method as at the balance sheet date.

Remeasurements, comprising of actuarial gains and losses, the effect of the asset ceiling, excluding amounts included in net interest on the net defined benefit liability and the return on plan assets (excluding amounts included in net interest on the net defined benefit liability), are recognized immediately in the Balance Sheet with a corresponding debit or credit to retained earnings through OCI in the period in which they occur. Remeasurements are not reclassified to profit or loss in subsequent periods.

Net interest is calculated by applying the discount rate to the net defined benefit (liabilities/assets).

The Company recognized the following changes in the net defined benefit obligation under employee benefit expenses in statement of profit and loss.:

- (i) Service cost comprising current service cost, past service cost, gain & loss on curtailments and non routine settlements.
- (ii) Net interest expenses or income.

II. Short term employee benefits

- a. Short term employee benefits that are expected to be settled wholly within 12 months after the end of the period in which the employees render the related service are recognised as an expense at the undiscounted amount in the statement of profit and loss of the year in which the related service is rendered.
- b. Accumulated Compensated absences, which are expected to be settled wholly within 12 months after the end of the period in which the employees render the related service, are treated as short term employee benefits. The Company measures the expected cost of such absences as the additional amount that it expects to pay as a result of the unused entitlement that has accumulated at the reporting date.

III. Other long-term employee benefits

Benefits under the Company's leave encashment constitute other long term employee benefits.

The Company's obligation in respect of leave encashment is the amount of future benefit that employees have earned in return for their service in the current and prior periods; that benefit is discounted to determine its present value. The discount rate is based on the prevailing market yields of Indian government securities as at the reporting date that have maturity dates approximating the terms of the Company's obligations. The calculation is performed using the projected unit credit method. Any actuarial gains or losses are recognized in profit or loss in the period in which they arise.

The employees can carry-forward a portion of the un-utilized accrued compensated absences and utilize it in future service periods or receive cash compensation during employment as per policy

of the Company or on termination of employment. Since the compensated absences do not fall due wholly within twelve months after the end of the period in which the employees render the related service and are also not expected to be utilized wholly within twelve months after the end of such period, the benefit is classified as a long-term employee benefit. The Company records an obligation for such compensated absences in the period in which the employee renders the services that increase this entitlement. The obligation is measured on the basis of independent actuarial valuation using the projected unit credit method.

Re-measurement of employee benefits including actuarial gains and losses are recognized in the balance sheet with a corresponding debit or credit to retained earnings through Statement of Profit and Loss or Other Comprehensive Income in the year of occurrence, as the case may be. Remeasurements are not reclassified to the Statement of Profit and Loss in subsequent periods.

(k) Financial Instruments – Initial recognition, subsequent measurement and impairment

A financial instrument is any contract that gives rise to a financial asset of one entity and a financial liability or equity instrument of another entity.

Financial Assets

Financial Assets are classified at amortised cost or fair value through Profit or Loss, depending on its business model for managing those financial assets and the assets contractual cash flow characteristics.

For assets measured at fair value, gains and losses will either be recorded in profit or loss. For investments in debt instruments, this will depend on the business model in which the investment is held.

For investments in equity instruments, this will depend on whether the company has made an irrevocable election at the time of initial recognition to account for the equity investment at fair value through other comprehensive income.

The Company account for Investment in Subsidiaries at cost as per Ind AS 27 Separate Financial instruments.

For impairment purposes significant financial assets are tested on an individual basis, other financial assets are assessed collectively in the Company that

share similar credit risk characteristics.

Measurement

At initial recognition, the Company measures a financial asset at its fair value, and in the case of a financial asset not at fair value through profit or loss, transaction costs that are directly attributable to the acquisition of the financial asset. Transaction costs of financial assets carried at fair value through profit or loss are expensed in profit or loss.

Investment in Debt instruments

Subsequent measurement of debt instruments depends on the Company's business model for managing the asset and the cash flow characteristics of the asset. The Company measures all its Debt instrument either at amortised cost or at fair value through profit or loss.

- **Amortised cost:** Assets that are held for collection of contractual cash flows where those cash flows represent solely payments of principal and interest are measured at amortised cost. Financial assets classified at amortised cost are subsequently measured at amortised cost using the effective interest rate (EIR) method. Amortised cost is calculated by taking into account any discount or premium on acquisition and fees or costs that are an integral part of the EIR. Interest income from these financial assets is included in finance income using the effective interest rate method.
- **Fair value through profit or loss (FVTPL):** Any financial asset that does not meet the criteria for classification as at amortized cost or as financial assets at fair value through other comprehensive income, is classified as financial assets at fair value through profit or loss. Financial assets at fair value through profit or loss are at each reporting date fair valued with all the changes recognized in the statement of profit or loss.

Trade receivables

A receivable is classified as a 'trade receivable' if it is in respect to the amount due from customers on account of services rendered in the ordinary course of business.

The Company recognises life time expected credit losses for all trade receivables that do not constitute a financing transaction.

Impairment is made on the expected credit losses, which are the present value of the cash shortfalls over the expected life of financial assets. The impairment methodology applied depends on whether there has been a significant increase in credit risk. The estimated impairment losses are recognised in a separate provision for impairment and the impairment losses are recognised in the Statement of Profit and Loss within other expenses.

Subsequent changes in assessment of impairment are recognised in provision for impairment and the change in impairment losses are recognised in the Statement of Profit and Loss within other expenses. For foreign currency trade receivable, impairment is assessed after reinstatement at closing rates. Individual receivables which are known to be uncollectible are written off by reducing the carrying amount of trade receivable and the amount of the loss is recognised in the Statement of Profit and Loss within other expenses. Subsequent recoveries of amounts previously written off are credited to other Income Investment in equity instruments

Derecognition

A financial asset (or, where applicable, a part of a financial asset) is primarily derecognised when:

- (a) The rights to receive cash flows from the asset have expired, or
- (b) the Company has transferred substantially all the risks and rewards of the asset, or
- (c) the Company has neither transferred nor retained substantially all the risks and rewards of the asset, but has transferred control of the asset.

Financial liabilities and equity instruments

Classification as debt or equity

Debt and equity instruments issued by the Company are classified as either financial liabilities or as equity in accordance with the substance of the contractual arrangements and the definitions of a financial liability and an equity instrument.

a. Equity instruments

An equity instrument is any contract that evidences a residual interest in the assets of an entity after deducting all of its liabilities. Equity instruments issued by the company are

recognised at the proceeds received, net of direct issue costs. Repurchase of the Company's own equity instruments is recognised and deducted directly in equity. No gain or loss is recognised in the statement of profit and loss on the purchase, sale, issue or cancellation of the Company's own equity instruments

b. Financial Liabilities

Classification

The Company classifies all financial liabilities measured at amortised cost.

Initial recognition and measurement

At initial recognition, all financial liabilities other than fair valued through profit and loss are recognised initially at fair value less transaction costs that are attributable to the issue of financial liability. Transaction costs of financial liability carried at fair value through profit or loss is expensed in profit or loss.

After initial recognition, financial liabilities are subsequently measured at amortized cost using the effective interest rate (EIR) method. Gains and losses are recognized in Statement of Profit and Loss when the liabilities are derecognized as well as through the EIR amortization process. Amortized cost is calculated by taking into account any discount or premium on acquisition and fees or costs that are an integral part of the EIR. The EIR amortization is included as finance costs in the Statement of Profit and Loss.

The Company's financial liabilities mainly comprise:

- Non-current financial liabilities mainly consist Lease Liability, Deferred Guarantee Income and Ind AS Security Deposits.
- Current financial liabilities mainly consist of trade payables, security deposit received, Deferred Guarantee Income, lease liabilities and other staff related payables.

Trade Payables

This amount represents liabilities for goods and services provided to the Company prior to the end of financial year which are unpaid. The amounts are unsecured and are usually paid within 90 days of

recognition. Trade and other payables are presented as current liabilities unless payment is not due within 12 months after the reporting period. They are recognised initially at fair value and subsequently measured at amortised cost using EIR method.

Derecognition

A financial liability is derecognised when the obligation under the liability is discharged or cancelled or expires. When an existing financial liability is replaced by another from the same lender on substantially different terms, or the terms of an existing liability are substantially modified, such an exchange or modification is treated as the derecognition of the original liability and the recognition of a new liability. The difference in the respective carrying amounts is recognised in the standalone statement of profit and loss.

Impairment of financial assets

Loss allowance for expected credit losses is recognised for financial assets measured at amortised cost and fair value through other comprehensive income.

For financial assets (apart from trade receivables that do not constitute of financing transaction) whose credit risk has not significantly increased since initial recognition, loss allowance equal to twelve months expected credit losses is recognised. Loss allowance equal to the lifetime expected credit losses is recognised if the credit risk of the financial asset has significantly increased since initial recognition.

Offsetting of financial instruments

Financial assets and financial liabilities are offset and the net amount is reported in the balance sheet if there is a currently enforceable legal right to offset the recognised amounts and there is an intention to settle them on a net basis or to realise the assets and settle the liabilities simultaneously

Financial Guarantee Contracts

Financial guarantee contracts issued by the Company are those contracts that require a payment to be made to reimburse the holder for a loss it incurs because the specified debtor fails to make a payment when due in accordance with the terms of a debt instrument. Financial guarantee contracts are recognised initially as a liability at fair value, adjusted for transaction costs that are directly attributable to the issuance of the guarantee. Subsequently, the liability is measured

at the higher of the amount of loss allowance determined as per impairment requirements of Ind AS 109 and the amount recognised less cumulative amortisation.

In case of Financial guarantee given by the company to third party on behalf of its wholly own subsidiary without taking any sum or consideration (Non-funded financial guarantee) from its subsidiary/ies, present value of notional interest on such guarantee amount is debited to the respective investment of its subsidiary/ies and recognized the income on deferred basis periodically.

(l) Cash and cash equivalents

Cash and cash equivalent in the balance sheet comprise cash at banks and on hand, deposits held at call with banks, other short-term highly liquid investments with original maturities of three months or less that are readily convertible to a known amount of cash and are subject to an insignificant risk of changes in value and are held for the purpose of meeting short-term cash commitments.

For the purpose of the statement of cash flows, cash and cash equivalents consist of cash and short-term deposits, as defined above.

(m) Foreign currency reinstatement

a) Functional and presentation currency

Standalone financial statements have been presented in Indian Rupees (Rs.), which is the Company's functional and presentation currency.

b) Transactions and balances

Transactions in foreign currencies are initially recorded by the Company at rates prevailing at the date of the transaction. Foreign exchange gains and losses resulting from the settlement of such transactions and from the translation of monetary assets and liabilities denominated in foreign currencies at the year-end exchange rates are recognised in statement of profit and loss.

Exchange gain and loss on debtors, creditors and other than financing activities are presented in the statement of profit and loss, as other income and as other expenses respectively. Foreign exchange gain and losses on financing activities to the extent that they are regarded as an adjustment to interest costs

are presented in the statement of profit and loss as finance cost and balance gain and loss are presented in statement of profit and loss as other income and as other expenses respectively.

Non-monetary items that are measured in terms of historical cost in a foreign currency are translated using the exchange rates at the dates of the initial transactions. Non-monetary items measured at fair value in a foreign currency are translated using the exchange rates at the date when the fair value is determined. The gain or loss arising on translation of non-monetary items measured at fair value is treated in line with the recognition of the gain or loss on the change in fair value of the item (i.e., translation differences on items whose fair value gain or loss is recognised in OCI or profit or loss are also recognised in OCI or profit or loss, respectively).

(n) Fair value measurement

The Company's accounting policies and disclosures require the measurement of fair values for financial assets and liabilities.

The Company has an established control framework with respect to the measurement of fair values. The management regularly reviews significant unobservable inputs and valuation adjustments.

The Company measures financial instruments at fair value at each balance sheet date. The Company determines fair value based on the price that would be received to sell an asset or paid to transfer a liability in an orderly transaction between market participants at the measurement date.

When measuring the fair value of a financial asset or a financial liability, the Company uses observable market data as far as possible. Fair values are categorised into different levels in a fair value hierarchy based on the inputs used in the valuation techniques as follows:

Level 1: It includes fair value of financial instruments traded in active markets and are based on quoted market prices at the balance sheet date like mutual funds. The mutual funds are valued using the closing net assets value (NAV) as at the balance sheet date.

Level 2: : It includes fair value of the financial instruments that are not traded in an active market like over-the-counter derivatives, which is valued by using valuation techniques. These valuation techniques

MATERIAL ACCOUNTING POLICIES AND NOTES TO THE STANDALONE FINANCIAL STATEMENTS FOR THE YEAR ENDED MARCH 31, 2024
(Amount in INR lakhs unless otherwise stated)

maximise the use of observable market data where it is available and rely as little as possible on the company specific estimates. If all significant inputs required to fair value an instrument are observable then instrument is included in level 2.

Level 3: Inputs for the asset or liability that are not based on observable market data (that is, unobservable inputs). If one or more of the significant inputs is not based on observable market data, the instrument is included in level 3.

External valuers are involved for valuation of significant assets, such as financial assets and significant liabilities. Involvement of external valuers is decided upon annually by the management. The management decided, after discussions with the Company's external valuers which valuation techniques and inputs to use for each case.

At each reporting date, the Company analyses the movements in the values of assets and liabilities which are required to be re-measured or re-assessed as per the Company's accounting policies. For this analysis, the Company verifies the major inputs applied in the latest valuation by agreeing the information in the valuation computation to contracts and other relevant documents.

For the purpose of fair value disclosures, the Company has determined classes of assets and liabilities on the basis of the nature, characteristics and risks of the asset or liability and the level of the fair value hierarchy as explained above.

This note summarises accounting policy for fair value. Other fair value related disclosures are given in the relevant notes.

(o) Revenue recognition

(i) Shared services -Revenues from services are recognized over the period of the contract as and when services are rendered. The company collects GST on behalf of the government and, therefore, it is not an economic benefit flowing to the company. Hence, it is excluded from revenue.

The Company considers in determining the transaction price for the sale of services, whether there are other promises in the contract that are separate performance obligation to which a portion of transaction price needs to be allocated.

(ii) Interest income: Interest income from a financial

asset is recognised when it is probable that the economic benefits will flow to the Company and the amount of income can be measured reliably. Interest income is accrued on a time basis, by reference to the principal outstanding and at the effective interest rate applicable. For all debt instruments measured at amortised cost, interest income is recorded using the effective interest rate (EIR). EIR is the rate that exactly discounts the estimated future cash payments or receipts over the expected life of the financial instrument or a shorter period, where appropriate, to the gross carrying amount of the financial asset or to the amortised cost of a financial liability. The expected credit losses are considered if the credit risk on that financial instrument has increased significantly since initial recognition. Interest income is included in finance income in the statement of profit and loss.

(iii) Gain on sale of investments: On disposal of an investment, the difference between the carrying amount and net disposal proceeds is recognised to the profit and loss statement.

Contract balances

Trade receivables

A receivable represents the Company's right to an amount of consideration that is unconditional (i.e., only the passage of time is required before payment of the consideration is due). Refer to accounting policies of financial assets for further reference.

Contract liabilities

A contract liability is the obligation to transfer goods or services to a customer for which the Company has received consideration (or an amount of consideration is due) from the customer. If a customer pays consideration before the Company transfers goods or services to the customer, a contract liability is recognised when the payment is made or the payment is due (whichever is earlier). Contract liabilities are recognised as revenue when the Company performs under the contract.

(p) Tax Expense

Tax expense comprises current tax, Income tax adjustment related to earlier years and deferred tax.

It is recognised in the standalone statement of profit and loss except to the extent that it relates to items

recognised directly in equity or in OCI. Any subsequent change in direct tax on items initially recognised in equity or other comprehensive income is also recognised in equity or other comprehensive income, such change could be for change in tax rate.

Current tax and Income tax adjustment related to earlier years

Income tax expenses or credit for the period comprises of tax payable on the current period's taxable income based on the applicable income tax rate, the changes in deferred tax assets and liabilities attributable to temporary differences and to unused tax losses, minimum alternative tax (MAT) and previous year tax adjustments.

The income tax charge or credit including Income tax adjustment related to earlier years is calculated on the basis of the tax law enacted after considering allowances, exemptions and unused tax losses under the provisions of the applicable Income Tax Laws. Current tax assets and current tax liabilities are off set, and presented as net.

Any tax adjustment relating to previous years on account of excess income tax refund/short provision is shown as a separate line item on the face of Statement of Profit and Loss account under the Tax expense as "Income tax adjustment related to earlier years".

Deferred tax

Deferred tax is recognised, using the liability method, on temporary differences arising between the tax base of assets and liabilities and their carrying amounts in the financial statements. Deferred tax is determined using tax rates and laws that have been enacted or substantially enacted by the end of the reporting period and are expected to apply when the related deferred income tax asset is realised or the deferred income tax liability is settled.

- (i) Deferred tax liabilities are recognised for all taxable temporary differences and deferred tax assets are recognised for all deductible temporary differences and unused tax losses only if it is probable that future taxable amounts will be available to utilise those temporary differences..
- (ii) Deferred tax assets are recognised for unused tax losses, unused tax credits and deductible temporary differences to the extent there is convincing evidence that sufficient taxable profit

will be available against which such deferred tax asset can be realised.

- (iii) Deferred tax assets are reviewed at each reporting date and are reduced to the extent that it is no longer probable that the related tax benefit will be realised; such reductions are reversed when the probability of future taxable profits improves. Unrecognised deferred tax assets are reassessed at each reporting date and recognised to the extent that it has become probable that future taxable profits will be available against which they can be used.
- (iv) Deferred tax assets and deferred tax liabilities are offset if a legally enforceable right exists to set off current tax assets against current tax liabilities and the deferred taxes relate to the same taxable entity and the same taxation authority.

Deferred tax relating to items recognised outside profit or loss is recognised outside profit or loss (either in other comprehensive income or in equity). Deferred tax items are recognised in correlation to the underlying transaction either in OCI or directly in equity.

(q) Earnings per share

Basic earnings per share are calculated by dividing the net profit or loss for the period attributable to equity shareholders (after deducting preference dividends and attributable taxes, if any) by the weighted average number of equity shares outstanding during the period. Diluted earnings per share is computed using the net profit for the year attributable to the shareholder and weighted average number of equity and potential equity shares outstanding during the year including share options, if any, except where the result would be anti-dilutive.

Potential equity shares that are converted during the year are included in the calculation of diluted earnings per share, from the beginning of the year or date of issuance of such potential equity shares, to the date of conversion.

If potential equity shares converted into equity shares increases the earnings per share, then they are treated as anti-dilutive and anti-dilutive earning per share is computed.

Share-based payments

Certain employees of the Group receive remuneration

in the form of share based payment transaction also, where by employees render services as a consideration for equity instruments (equity- settled transactions).

Equity-settled transactions

The cost of equity-settled transactions is determined by the fair value at the date when the grant is made using an appropriate valuation model.

That cost is recognized, together with a corresponding increase in share-based payment (SBP) reserves in equity, over the period in which the performance and/or service conditions are fulfilled in employee benefits expense. The cumulative expense recognized for equity-settled transactions at each reporting date until the vesting date reflects the extent to which the vesting period has expired and the Group’s best estimate of the number of equity instruments that will ultimately vest. The statement of profit and loss expense or credit for a period represents the movement in cumulative expense recognized as at the beginning and end of that period and is recognized in employee benefits expense.

Service and non-market performance conditions are not taken into account when determining the grant date fair value of awards, but the likelihood of the conditions being met is assessed as part of the Group’s best estimate of the number of equity instruments that will ultimately vest. Market performance conditions are reflected within the grant date fair value. Any other conditions attached to an award, but without an associated service requirement, are considered to be non-vesting conditions. Non-vesting conditions are reflected in the fair value of an award and lead to an immediate expensing of an award unless there are also service and/or performance conditions.

No expense is recognized for awards that do not ultimately vest because non-market performance and/or service conditions have not been met. Where awards include a market or non-vesting condition, the transactions are treated as vested irrespective of whether the market or non-vesting condition is satisfied, provided that all other performance and/or service conditions are satisfied.

When the terms of an equity-settled award are modified, the minimum expense recognized is the expense had the terms had not been modified, if the original terms of the award are met. An additional expense is recognized for any modification that

increases the total fair value of the share-based payment transaction, or is otherwise beneficial to the employee as measured at the date of modification. Where an award is cancelled by the entity or by the counterparty, any remaining element of the fair value of the award is expensed immediately through profit or loss.

The dilutive effect of outstanding options is reflected as additional share dilution in the computation of diluted earnings per share.

(r) Events after reporting date

Where events occurring after the balance sheet date provide evidence of conditions that existed at the end of the reporting period, the impact of such events is adjusted with the standalone financial statements. Otherwise, events after the balance sheet date of material size or nature are only disclosed.

(s) Investment in Subsidiaries

A subsidiary is an entity controlled by the Company. Control exists when the Company has power over the entity, is exposed, or has rights to variable returns from its involvement with the entity and has the ability to affect those returns by using its power over entity. Power is demonstrated through existing rights that give the ability to direct relevant activities, those which significantly affect the entity’s returns.

Investments in equity shares of subsidiaries are recorded at cost and reviewed for impairment at each reporting date. Where an indication of impairment exists, the carrying amount of the investment is assessed and written down immediately to its recoverable amount.

On disposal of investments in subsidiaries, the difference between net disposal proceeds and the carrying amounts are recognized in the Standalone Statement of Profit and Loss.

(t) Goods and services tax input credit

Input tax credit is accounted for in the books in the period in which the underlying goods or service or both are procured or received.

(u) Non-current assets held for sale

Non-current assets are classified as held for sale if their carrying amount will be recovered principally through a sale transaction rather than through

continuing use. This condition is regarded as met only when the asset is available for immediate sale in its present condition subject only to terms that are usual and customary for sales of such asset and its sale is highly probable. Management must be committed to the sale, which should be expected to qualify for recognition as a completed sale within one year from the date of classification. Non-current assets classified as held for sale are measured at the lower of their carrying amount and fair value less costs to sell

(v) Segment Reporting

As per Ind AS-108 'Operating Segments', if a financial report contains both the consolidated financial statements of a holding company that is within the scope of Ind AS-108 as well as the holding company's separate financial statements, segment information is required only in the consolidated financial statements. Accordingly, information required to be presented under Ind AS-108 Operating Segments has

been given in the consolidated financial statements.

(w) Cash Flow Statement

Cash flows are reported using indirect method, whereby Profit/(loss) after tax reported under Statement of Profit and loss is adjusted for the effects of transactions of non-cash nature and any deferrals or accruals of past or future cash receipts or payments. The cash flows from operating, investing and financing activities of the Company are segregated based on available information.

(x) Standards issued but not yet effective

Ministry of Corporate Affairs ("MCA") notifies new standard or amendments to the existing standards under Companies (Indian Accounting Standards) Rules as issued from time to time. No new amendments to Ind AS has been notified by the Ministry of Corporate Affairs ("MCA") during the current financial year.

NOTES TO STANDALONE FINANCIAL STATEMENTS FOR THE YEAR ENDED MARCH 31, 2024

(Amount in INR lakhs unless otherwise stated)

3. PROPERTY, PLANT AND EQUIPMENT

	Building	Furniture & Fixtures	Vehicles	Office equipments	Computers and data processing units	Total
Gross Block						
As at April 1, 2022	3,058.89	2.32	60.74	10.05	85.76	3,217.76
Additions	-	-	119.19	7.13	3.96	130.28
Deletion	-	-	6.60	1.03	0.60	8.23
As at March 31, 2023	3,058.89	2.32	173.33	16.15	89.12	3,339.81
Additions	-	53.94	13.68	0.25	1.06	68.93
Deletion	-	-	11.06	1.23	0.05	12.34
As at March 31, 2024	3,058.89	56.26	175.95	15.17	90.13	3,396.40
Accumulated depreciation						
As at April 1, 2022	130.00	0.33	47.89	5.25	59.04	242.51
Charge for the year	48.49	0.16	16.78	2.04	8.70	76.17
Deletion	-	-	6.26	0.52	0.02	6.80
As at March 31, 2023	178.49	0.49	58.41	6.77	67.72	311.88
Charge for the year	48.58	1.81	31.28	2.83	9.21	93.71
Deletion	-	-	10.25	0.96	-	11.21
As at March 31, 2024	227.07	2.30	79.44	8.64	76.93	394.38
Net block						
As at March 31, 2023	2,880.40	1.83	114.92	9.38	21.40	3,027.93
As at March 31, 2024	2,831.82	53.96	96.51	6.53	13.20	3,002.02

3a RIGHT-OF-USE ASSETS

	Right-of-use assets	Total
Gross carrying value		
As at April 1, 2022	125.51	125.51
Additions	98.94	98.94
Disposals	125.50	125.50
As at March 31, 2023	98.95	98.95
Additions	512.15	512.15
Disposals	-	-
As at March 31, 2024	611.10	611.10
Accumulated depreciation		
As at April 1, 2022	111.52	111.52
Depreciation expense	33.21	33.21
Disposals	125.50	125.50
As at March 31, 2023	19.23	19.23
Depreciation expense	59.99	59.99
Disposals	-	-
As at March 31, 2024	79.22	79.22
As at March 31, 2023	79.72	79.72
As at March 31, 2024	531.88	531.88

Max India Limited in the earlier years had entered into an agreement wherein it has taken a freehold property on lease. The said agreement was renewed in FY 2022-23 for a period of 3 years. Addition in ROU in the FY 2023-24 represents the Lease obligation on account of new Lease agreement for Gurugram office. This is being classified as finance lease in terms of Ind AS 116. Accordingly, the Company recognised Right -of-use Assets and lease liability at the lease commencement date.

NOTES TO STANDALONE FINANCIAL STATEMENTS FOR THE YEAR ENDED MARCH 31, 2024

(Amount in INR lakhs unless otherwise stated)

3b INVESTMENT PROPERTY (AT COST)

	Investment Property	Total
As at April 1, 2022	7,229.86	7,229.86
Additions	-	-
Deletion	-	-
As at March 31, 2023	7,229.86	7,229.86
Additions	61.68	61.68
Deletion	-	-
As at March 31, 2024	7,291.54	7,291.54
Accumulated Depreciation		
As at April 1, 2022	299.85	299.85
Depreciation charge for the year	114.60	114.60
Deletion	-	-
As at March 31, 2023	414.45	414.45
Depreciation charge for the year	114.52	114.52
Deletion	-	-
As at March 31, 2024	528.97	528.97
Net block		
As at March 31, 2023	6,815.41	6,815.41
As at March 31, 2024	6,762.57	6,762.57

- (i) Investment property consists of two independent floors (L19 and L20) at Max Tower (Commercial building), Noida, U.P. The investment properties are being depreciated equally over its estimated useful life considered as 60 years.
- (ii) Additions in Investment property during FY 2023-24 include furnishing, renovation pertaining to L-20 property amounting to Rs. 61.68 lakhs for the purpose of letting out to other entities.
- (i) **Amount recognized in statements of profit and loss for Investment Properties:**

Particulars	For the year ended March 31, 2024	For the year ended March 31, 2023
Rental income	523.46	453.79
Direct operating expenses (including repairs and maintenance) from property that generated rental income during the year	-	11.26
Direct operating expenses (including repairs and maintenance) from property that did not generate rental income during the year	9.95	11.37
Profit/(loss) from investment properties before depreciation	513.51	431.16
Depreciation	114.52	114.60
Profit/ (loss) from investment properties	398.99	316.56

(ii) **Contractual obligation:**

There is no contractual obligations at reporting date to purchase, construct or develop the investment property or for its repair, maintenance or enhancements.

(iii) **Leasing arrangements:**

Minimum lease receivable under non-cancellable operating leases of investment properties are as follows, if any:

Particulars	For the year ended March 31, 2024	For the year ended March 31, 2023
Within one year	542.95	456.16
Later than one year but not later than 3 years	1,027.31	671.60
Later than 3 years	1,037.26	888.21
Total	2,607.52	2,015.97

NOTES TO STANDALONE FINANCIAL STATEMENTS FOR THE YEAR ENDED MARCH 31, 2024

(Amount in INR lakhs unless otherwise stated)

(iv) **Restriction on realisability, remittance of income and proceed of disposal of investment property:**

There is no restriction on realisability, remittance of income and proceed of disposal of recognised investment property (except the mortgage clause given in clause (v)).

(v) **Mortgage in favour of Subsidiary;**

There was outstanding Term Loan of Rs. 2,225.18 lakhs for the year ended 31st March, 2023, together with interest, additional interest, further interest, liquidated damages, costs, charges, expenses and all other monies whatsoever borrowed by Antara Senior Living Limited secured by way of equitable mortgage of immovable property comprising 3 (three) floors admeasuring 60,561 square ft situated at Noida, owned by the company. Out of the above said floors, 1 floor is classified as Building. The loan amount was payable in installments and scheduled for full repayment in FY 2025-26.

The said Loan was fully repaid in the FY 2023-24 ahead of its scheduled repayment as referred above.

(vi) **Fair Value:**

The Fair value of investment property has been determined by external, independent property valuers, having appropriate recognised professional qualification and recent experience in the location and category of the property being valued. The Fair Value of both the Investment Properties as per the Report of an Independent valuer, dated 23rd May, 2024 is Rs. 6,550.00 lakhs. The Fair value has been arrived using discounted cash flow projections based on reliable estimates of future cash flows considering growth in rental of 15% every 3 years.

The carrying value of investment property also includes Stamp duty charges, Registration charges and GST amounting to Rs. 1,092.00 lakhs incurred in FY 2019-20 and furnishing cost incurred of Rs. 367.93 lakhs and Rs. 61.68 lakhs incurred in FY 2021-22 and FY 2023-24 respectively.

4. CURRENT INVESTMENTS

Particulars	As at March 31, 2024	As at March 31, 2023
Mutual Fund (valued at fair value through profit or loss unless otherwise stated)		
Unquoted Mutual Funds		
Axis Money Market Fund -Direct Plan Growth		
42,771 (March 31, 2023: 44,514) units of INR 1,000 each fully paid	561.15	542.01
Axis Liquid Fund- Direct Plan Growth		
Nil (March 31, 2023: 10,997) units of INR 1,000 each fully paid	-	275.02
Aditya Birla Sun Life Money Manager Fund - Growth - Direct Plan		
468,730 (March 31, 2023: 451,903) units of INR 100 each fully paid	1,597.39	1,428.89
Baroda BNP Paribas Liquid Fund - Direct Plan Growth		
Nil (March 31, 2023: 39,898) units of INR 1,000 each fully paid	-	1,035.53
HDFC Money Market Fund - Direct Plan - Growth Option		
20,003 (March 31, 2023: Nil) units of INR 1000 each fully paid	1,060.17	-
ICICI Prudential Money Market Fund Option - Direct Plan - Growth		
20,191 (March 31, 2023: 248,268) units of INR 100 each fully paid	70.51	805.15
Bandhan Liquid Fund - Direct Plan Growth		
Nil (March 31, 2023: 325) units of INR 1,000 each fully paid	-	8.83
Kotak Money Market Scheme - (Growth) - Direct		
Nil (March 31, 2023: 6,297) units of INR 1,000 each fully paid	-	241.07
Nippon India Money Market Fund - Direct Plan - Growth		
16,511 (March 31, 2023: 924) units of INR 1,000 each fully paid	630.94	32.78
UTI Money Market Fund - Direct Fund Growth		
Nil (March 31, 2023: 39,367) units of INR 1,000 each fully paid	-	1,037.26
Total	3,920.16	5,406.54
Aggregate amount of unquoted investments	3,920.16	5,406.54
Aggregate amount of impairment in value of investments	-	-

NOTES TO STANDALONE FINANCIAL STATEMENTS FOR THE YEAR ENDED MARCH 31, 2024

(Amount in INR lakhs unless otherwise stated)

5. INVESTMENTS IN SUBSIDIARIES

Particulars	As at March 31, 2024	As at March 31, 2023
A. Investment Carried at cost		
(i) Investments in unquoted equity instruments of subsidiary companies		
Antara Senior Living Limited		
14,70,64,170 (March 31, 2023: 5,48,64,170) shares of INR 10/- each fully paid-up	14,706.42	5,486.42
Antara Assisted Care Services Limited		
1,30,00,000 (March 31, 2023: 1,30,00,000) shares of INR 10/- each fully paid-up	1,300.00	1,300.00
Max UK Limited		
2,99,742 (March 31, 2023: 299,742) shares of GBP 1/- each fully paid-up	213.00	213.00
Less: Impairment allowance	(213.00)	(213.00)
Max Ateev Limited		
40,393,600 (March 31, 2023: 40,393,600) shares of INR 10/- each fully paid-up	4,039.36	4,039.36
Less: Impairment allowance	(3,934.95)	(3,144.36)
Max Skill First Limited		
96,95,000 (March 31, 2023: 96,95,000) shares of INR 10/- each fully paid-up	1,022.87	1,022.87
Less: Impairment allowance	(1,022.87)	(1,022.87)
(ii) Investment in compulsorily convertible preference shares (in nature of equity) (note a below)		
Antara Senior Living Limited		
4,08,30,000 (March 31, 2023: 4,82,00,000) Zero Coupon Compulsorily Convertible Preference shares of INR 100/- each fully paid-up	40,830.00	48,200.00
Less: Impairment allowance	(15,000.00)	(15,000.00)
Nil (March 31, 2019 : 1,500,000) 9% Cumulative Redeemable Preference shares of INR 100/- each fully paid-up	-	-
Antara Assisted Care Services Limited		
1,55,50,000 (March 31, 2023: 54,00,000) Zero Coupon Compulsorily Convertible Preference shares of INR 100/- each fully paid-up	15,550.00	5,400.00
B) Additional investments		
Antara Purukul Senior Living Limited (Bank Guarantee)	470.34	470.34
Antara Senior Living Limited (ESOPs)	372.82	166.54
Antara Purukul Senior Living Limited (ESOPs)	14.56	-
Antara Senior Living Limited (Bank Guarantee) (note b below)	24.45	24.45
Total	58,373.00	46,942.75
Aggregate amount of unquoted investments	78,543.82	66,322.98
Aggregate amount of impairment in value of investment	(20,170.82)	(19,380.23)

- a) Terms of Compulsorily Convertible Preference Shares ('CCPS') - 1 CCPS to be converted into 10 equity shares at any time within the tenor of 10 years from the date of issue at the option of the shareholder at par value. In case, the investee company decides to go for an IPO or any corporate action including issuance of equity on preferential basis, rights or a bonus issue, the shareholder shall have the right for early/prior conversion.

During the Financial Year 2023-24, the investment in 92,20,000 Zero Coupon Compulsory Convertible Preference Shares (CCPS) of Rs. 100/- each of Antara Senior Living Limited were converted into 9,22,00,000 equity shares of Rs. 10/- each.

- b) During the FY 2021-22, fresh Corporate Guarantee was given by the Company on behalf of its subsidiary, Antara Senior Living Limited for loan of Rs.4,000 lakhs from Aditya Birla Finance Limited.

Carrying amount of the related corporate guarantee was Rs. 2,225.18 lakhs for the FY 2022-23 from Aditya Birla Finance Limited. The said Guarantee is being initially recognised at fair value as per Ind AS 109 (Financial instruments) in the books of Guarantor i.e. Max India Limited.

NOTES TO STANDALONE FINANCIAL STATEMENTS FOR THE YEAR ENDED MARCH 31, 2024

(Amount in INR lakhs unless otherwise stated)

- c) During the financial year 2020-21, the Company adopted 'Max India Limited-Employee Stock Option Plan 2020 (ESOP Plan)'. Pursuant to which stock options have been granted to the employees of the company and its subsidiaries Antara Senior Living Ltd. and Antara Purukul Senior Living Ltd. The accounting treatment of stock options provided to employees of subsidiary company has been treated as Additional Investment in the Subsidiary Company as per 'Ind AS 102 Share based payment.'
- d) (i) Investment in Subsidiaries of Rs. 58,373.00 lakhs is recorded at cost net of provision for impairment as at 31st March 2024. The Company has evaluated the carrying value/fair value calculations of investment in subsidiaries, in terms of Ind AS 36, Impairment of Assets, to determine whether the valuations of the subsidiary companies were within an acceptable range determined by us.
- (ii) In terms of Ind AS 36, Impairment of Assets, the company has impaired the investment in equity shares held in Max Ateev Limited and provided for impairment of Rs.790.59 lakhs to bring down the investment equivalent to Net Assets held in Max Ateev Limited.

6. LOANS (CURRENT)

Particulars	As at March 31, 2024	As at March 31, 2023
Loans at amortised cost		
Loans to employees - unsecured, considered good	2.78	-
Loans to related parties - considered good (Refer Note No. 33C)*	3,300.00	7.63
Loans to related parties - considered doubtful (Refer Note No. 33C)	1,466.34	2,194.60
Less: Impairment loss allowance	(1,416.34)	(2,194.60)
	3,352.78	7.63
Interest accrued on deposit - unsecured, considered good (Refer Note No. 33C)	38.63	0.38
Total	3,391.41	8.01

All the Loan Receivables considered good & doubtful are Unsecured

*Loan given to Antara Senior Living Limited (ASLL) at an interest rate of external secured borrowing rate plus 0.50% or rate as shall be determined and notified by the Company. This loan is repayable on demand on or before March 31, 2025 or such other period as may be mutually agreed between the parties.

During the FY 2022-23, the Company gave a fresh Loan of Rs. 7.63 lakhs to Max Ateev Limited at an interest rate of market borrowing rate plus 0.50% which is fully repaid in FY 2023-24.

The transactions with related parties are made on terms equivalent to those that prevail in arm's length transactions.

7. OTHER ASSETS (NON CURRENT)

Particulars	As at March 31, 2024	As at March 31, 2023
Unsecured, considered good		
Capital advances	63.63	-
Total	63.63	-

7a. OTHER ASSETS - CURRENT

Particulars	As at March 31, 2024	As at March 31, 2023
Unsecured, considered good		
Prepaid expenses	54.00	56.58
Balance with statutory / government authorities	66.86	64.60
Other advances	0.25	0.75
Total	121.11	121.93

NOTES TO STANDALONE FINANCIAL STATEMENTS FOR THE YEAR ENDED MARCH 31, 2024

(Amount in INR lakhs unless otherwise stated)

8. TRADE RECEIVABLES

Particulars	As at March 31, 2024	As at March 31, 2023
Trade receivable - Unsecured, considered good	16.75	61.06
Total	16.75	61.06
Break-up for trade receivables:		
Secured, considered good	-	-
Unsecured, considered good	16.75	61.06
Trade Receivables which have significant increase in credit Risk	-	-
Trade Receivables - credit impaired	-	-
Total	16.75	61.06
Less: Allowance for impairment loss on credit impaired trade receivables	-	-
Total trade receivables	16.75	61.06

- (i) Trade receivables are non-interest bearing and are generally receivables on terms of 90 days.
- (ii) The company applies expected credit loss method for impairment of trade receivables as per Ind AS- 109 "Financial Instruments".
- (iii) Trade receivables include amounts due from related parties. (Refer Note No. 33C)
- (iv) For trade receivables ageing, refer note no. 44.
- (v) For explanation on the company credit risk management process, refer note no. 36.
- (vi) The Management expects no default in receipt of trade receivables, hence no ECL has been recognised on trade receivables

9. CASH AND CASH EQUIVALENTS

Particulars	As at March 31, 2024	As at March 31, 2023
Balances with banks:		
- On current accounts	19.73	31.88
Cash on hand	0.36	0.27
Total	20.09	32.15

9a. BANK BALANCES OTHER THAN CASH AND CASH EQUIVALENTS

Particulars	As at March 31, 2024	As at March 31, 2023
- Deposits with original maturity of more than 3 months but less than 12 months	7,344.41	-
Total	7,344.41	-

Change in liability arising from financing activities

Particulars	Lease liability 31.03.2024	Lease liability 31.03.2023
Opening balance	79.24	15.20
Statement of profit and loss impact	34.77	5.22
Addition to Lease	512.15	96.32
Cash flow impact	75.98	37.50
Closing balance	550.18	79.24

For the purpose of the statement of cash flow, cash and cash equivalents comprise the following:

Particulars	As at March 31, 2024	As at March 31, 2023
Cash and Cash Equivalents as per balance sheet	20.09	32.15
Total	20.09	32.15

NOTES TO STANDALONE FINANCIAL STATEMENTS FOR THE YEAR ENDED MARCH 31, 2024

(Amount in INR lakhs unless otherwise stated)

10a OTHER FINANCIAL ASSETS (NON CURRENT)

Particulars	As at March 31, 2024	As at March 31, 2023
Security deposit	19.45	27.66
Deposits with original maturity of 12 months or more than 12 months	-	725.00
Total	19.45	752.66

10b OTHER FINANCIAL ASSETS (CURRENT)

Particulars	As at March 31, 2024	As at March 31, 2023
Other receivables	40.15	33.50
Deposits with original maturity of 12 months	3,539.54	22,708.19
Interest accrued	117.48	147.60
Total	3,697.17	22,889.29

Break up of financial assets at amortised cost

Particulars	As at March 31, 2024	As at March 31, 2023
Current financial assets		
Trade receivables (refer note 8)	16.75	61.06
Loans (refer note 6)	3,391.41	8.01
Cash and cash equivalents (refer note 9)	20.09	32.15
Other financial assets (refer note 10b)	3,697.17	22,889.29
	7,125.42	22,990.51

11a. NON CURRENT TAX ASSETS (NET)

Particulars	As at March 31, 2024	As at March 31, 2023
Advance income tax (net of provisions)	151.15	35.35
Total	151.15	35.35

11b. CURRENT TAX ASSETS (NET)

Particulars	As at March 31, 2024	As at March 31, 2023
Advance income tax (net of provisions)	697.02	661.67
Total	697.02	661.67

12. EQUITY SHARE CAPITAL

Particulars	As at March 31, 2024	As at March 31, 2023
Authorised share capital		
6,00,50,000 (March 31, 2023: 6,00,50,000) equity shares of INR 10 each	6,005.00	6,005.00
Issued, subscribed and fully paid equity capital		
4,31,70,768 (March 31, 2023: 4,30,29,009) equity shares of INR 10 each	4,317.08	4,302.90
Total	4,317.08	4,302.90

(i) Reconciliation of issued, subscribed and fully paid up share capital as at year end

Particulars	As At March 31, 2024		As At March 31, 2023	
	No. of Shares	Amount	No. of Shares	Amount
Equity Shares Of Rs.10/- Each Share				
Opening balance	43,029,009	4,302.90	53,786,261	5,378.63
Shares issued during the year	141,759	14.18	-	-
Cancelled during the year due to capital reduction (refer note 40)	-	-	(10,757,252)	(1,075.73)
Closing Balance	43,170,768	4,317.08	43,029,009	4,302.90

NOTES TO STANDALONE FINANCIAL STATEMENTS FOR THE YEAR ENDED MARCH 31, 2024

(Amount in INR lakhs unless otherwise stated)

(ii) Terms/rights attached to equity shares

The Company has only one class of equity shares having a par value of Rs. 10/- per share. Each holder of equity shares is entitled to one vote per share. The Company has not declared any dividend. In the event of liquidation of the Company, the holders of equity shares will be entitled to receive remaining assets of the Company, after distribution of all preferential amounts, in proportion to their shareholding. The distribution will be in proportion to the number of equity shares held by the shareholders.

(iii) Details of shareholders holding more than 5% shares in the Company *-

Name of the shareholder	As at March 31, 2024		As at March 31, 2023	
	No. of Shares	% of Holding	No. of Shares	% of Holding
Promotor Group:				
Max Ventures Investment Holdings Private Limited	18,049,690	41.81	18,049,690	41.95
Siva Enterprises Private Limited	3,006,900	6.97	2,683,900	6.24
Non - Institutional				
Body Corporate				
Habrok India Master LP^	2,747,431	6.36	2,450,701	5.70

^ Includes Cassini Partners LP fund and 238 Plan Associates LLC managed by Habrok Capital Management LLP

(iv) Shares held by promoters at the end of the year

Promotor name	No. of Shares	% Holding	% change during the year
- Neelu Analjit Singh	20,000	0.05%	-
- Analjit Singh	872,357	2.02%	-27.02%
- Piya Singh	22,066	0.05%	-
- Tara Singh Vachani	20,000	0.05%	-
- Max Ventures Investment Holdings Private Limited	18,049,690	41.81%	-
- Siva Enterprises Private Limited	3,006,900	6.97%	12.03%

(v) Shares reserved for issue under options

For details of shares reserved for issue under the employee stock option plan (ESOP) of the Company, please refer Note No. 28.

(vi) Aggregate number of share issued for consideration other than cash during the period of five years immediately preceding the reporting date

The Company issued and allotted 5,37,86,261 equity shares of Rs 10 each on June 22, 2020 to the shareholders of erstwhile Max India Limited as on the record date i.e. June 15, 2020 in exchange of 26,89,31,305 shares of Rs. 2 each being held by them in the erstwhile Max India. (Refer Note -a, given below)

***Note:**

As per the records of the Company including its register of shareholders/ members, the above shareholding represents beneficial ownership of shares as on 31.03.2024.

13. OTHER EQUITY

	As at March 31, 2024	As at March 31, 2023
Capital reserve (refer note a below)	90,280.09	90,280.09
Securities premium (refer note b below)	639.04	511.35
Employee stock options outstanding (refer note c below)	625.72	265.48
Retained earnings (refer note d below)	(9,491.89)	(9,615.79)
Other Comprehensive Income (Refer Note No. e below)	28.58	36.44
	82,081.54	81,477.57

NOTES TO STANDALONE FINANCIAL STATEMENTS FOR THE YEAR ENDED MARCH 31, 2024

(Amount in INR lakhs unless otherwise stated)

Notes:

	As at March 31, 2024	As at March 31, 2023
a) Capital reserve		
Balance at the beginning of the year	90,280.09	98,348.03
Less: Capital Reduction	-	(8,067.94)
	90,280.09	90,280.09
b) Securities premium		
At the beginning of the year	511.35	511.35
Add: Premium on issue of equity shares during the year	127.69	-
	639.04	511.35
c) Employee stock options outstanding		
At the beginning of the year	265.48	108.56
Add: ESOP recognized during the year	385.75	161.88
Add: ESOP forfeited during the year	(25.51)	(4.96)
Less: transferred to securities premium on exercise of stock options	-	-
	625.72	265.48
d) Retained earnings		
At the beginning of the year	(9,615.79)	(10,832.06)
Profit for the year	123.90	1,216.27
	(9,491.89)	(9,615.79)
e) Other Comprehensive Income		
Balance at the beginning of the year	36.44	44.76
Add: Re-measurement of post employment benefit obligation (net of tax)	(7.86)	(8.32)
Total	28.58	36.44

Nature and purpose of reserves

Capital reserve

The Company recognizes profit or loss on purchase, sale, issue or cancellation of the Company's own equity instruments, transfer on account of scheme of demerger and Fair valuation of ESOP to capital reserve. It can be utilised in accordance with the provisions of the Companies Act, 2013, as amended from time to time.

Securities premium

Securities premium is used to record premium received on issue of shares. The reserve is utilised in accordance with the provisions of the Companies Act, 2013.

Employee stock options outstanding

The employee stock options outstanding is used to recognise the grant date fair value of options issued to employees under Employee stock option plan.

Other Comprehensive Income

The remeasurement gains/loss on defined benefit plans and income tax effect thereon is recognised in of Other Comprehensive Income.

14a. LEASE LIABILITY - NON CURRENT

Particulars	As at March 31, 2024	As at March 31, 2023
At amortised cost		
Lease liability	490.19	41.55
Total	490.19	41.55

NOTES TO STANDALONE FINANCIAL STATEMENTS FOR THE YEAR ENDED MARCH 31, 2024

(Amount in INR lakhs unless otherwise stated)

14b. LEASE LIABILITY - CURRENT

Particulars	As at March 31, 2024	As at March 31, 2023
At amortised cost		
Lease liability	59.99	37.69
Total	59.99	37.69

15a. OTHER FINANCIAL LIABILITIES - NON CURRENT

Particulars	As at March 31, 2024	As at March 31, 2023
At amortised cost		
Security deposit received	208.48	-
Ind As Fair value adjustment of Security deposit received	92.82	12.63
Total	301.30	12.63

15b. OTHER FINANCIAL LIABILITIES - CURRENT

Particulars	As at March 31, 2024	As at March 31, 2023
At amortised cost		
Security deposit received	-	188.62
Deferred guarantee income (Refer Note No. 29B(a))	-	4.42
Capital creditors	52.19	-
Bonus Payable	1.75	1.75
Retention Money	3.61	22.07
NPS payable	0.28	0.26
Payable to Employees	266.00	224.39
Total	323.83	441.51

Break-up of financial liabilities at amortised cost:

Particulars	As at March 31, 2024	As at March 31, 2023
Lease liability (Refer Note No. 14a & 14b)	550.18	79.24
Trade payables (Refer Note No. 17)	101.63	152.18
Other financial liabilities (Refer Note 15a and 15b)	625.13	454.14
Total	1,276.94	685.56
Current	485.45	631.38
Non-current	791.49	54.18
Total	1,276.94	685.56

Terms and conditions of the above financial liabilities:

- Other financial liabilities are non-interest bearing and are settled as per the terms agreed in the contract.
- The transactions with related parties are made on terms equivalent to those that prevail in arm's length transactions.
- For explanations on the company's credit risk management processes, Refer Note No. 36B(b).

16a. PROVISIONS - NON CURRENT

Particulars	As at March 31, 2024	As at March 31, 2023
Provision for employee benefits		
Provision for gratuity (refer note 27)	159.88	116.44
Provision for leave benefits	74.48	53.24
Total	234.36	169.68

NOTES TO STANDALONE FINANCIAL STATEMENTS FOR THE YEAR ENDED MARCH 31, 2024

(Amount in INR lakhs unless otherwise stated)

16b. PROVISIONS - CURRENT

Particulars	As at March 31, 2024	As at March 31, 2023
Provision for employee benefits		
Provision for gratuity (refer note 27)	4.60	8.56
Provision for leave benefits	8.21	8.70
Total	12.81	17.26

17. TRADE PAYABLES (CARRIED AT AMORTISED COST)

Particulars	As at March 31, 2024	As at March 31, 2023
Current		
Total outstanding dues of micro enterprises and small enterprises	6.55	14.00
Total outstanding dues of creditors other than micro enterprises and small enterprises	95.08	152.18
Total	101.63	166.18

- Ageing of Trade payables is given in Note no. 42.
- Amount due to micro and small enterprises as defined in the "The Micro, Small and Medium Enterprises Development Act, 2006" has been determined to the extent such parties have been identified on the basis of information available with the Company.
- There is no Micro, Small and Medium Enterprise to which the Company owes dues, which are outstanding for more than 45 days during the period April 1, 2023 to March 31, 2024. This information as required to be disclosed under Micro, Small and Medium Enterprises Development Act, 2006 has been determined to the extent such parties have been identified on the basis of information available with the Company.

18. OTHER CURRENT LIABILITIES

Particulars	As at March 31, 2024	As at March 31, 2023
Statutory Dues (GST, TDS Payable, PF, Pension Payable etc.)	74.88	67.21
Total	74.88	67.21

19. INCOME TAX

The major components of income tax expense for the period end are:

Statement of profit and loss:

Profit or loss section

Particulars	For the year ended March 31, 2024	For the year ended March 31, 2023
Current income tax charge	23.01	279.40
Income tax adjustment related to earlier years*	1.46	(126.35)
Deferred tax:		
Relating to origination and reversal of temporary differences	16.57	(237.64)
Income tax expense reported in the statement of profit or loss	41.04	(84.59)

*The tax adjustment is mainly on account of allowance of Demerger expenses and unabsorbed depreciation claimed in the Income Tax Returns of preceding financial years.

OCI section

Deferred tax related to items recognised in OCI during the year:

Particulars	For the year ended March 31, 2024	For the year ended March 31, 2023
Income tax charged to OCI	(2.65)	(2.80)
Income tax charged to OCI	(2.65)	(2.80)

NOTES TO STANDALONE FINANCIAL STATEMENTS FOR THE YEAR ENDED MARCH 31, 2024

(Amount in INR lakhs unless otherwise stated)

Reconciliation of tax expense and the accounting profit multiplied by India's domestic tax rate for March 31, 2024 and March 31, 2023:

Particulars	As at March 31, 2024	As at March 31, 2023
Accounting profit before income tax	164.94	1,131.68
At India's Statutory Tax Rate	25.17%	25.17%
Computed Tax Expense	41.51	284.82
Adjustments:		
Income not considered for tax purpose (Permanent Differences)	1.99	(118.27)
Expense not allowed for tax purpose (Permanent Differences)	12.25	24.87
Deductions in Income Tax but not in Books	(18.82)	(152.46)
Tax relating to earlier years	1.46	(126.35)
At the effective income tax	38.39	(87.39)
Income tax expense reported in the statement of profit and loss	41.04	(84.59)
Income tax reported in OCI	(2.65)	(2.80)

Deferred Tax:

Particulars	As at March 31, 2024	As at March 31, 2023
Deferred Tax Liability		
Mark to Market on Mutual funds	(83.59)	(94.19)
On Account of ROU (net of Lease Liability)	4.61	(0.12)
Security Deposit Received	(22.75)	3.45
Prepaid Expense	(0.47)	-
Difference in Companies Act & Tax Base of PPE	(198.58)	(159.49)
	(300.78)	(250.35)
Deferred Tax Asset		
Ind AS deferred Revenue	23.36	3.18
On Account of Leave Encashment	20.81	15.59
On Account of Gratuity	41.39	31.46
Security deposit paid	3.83	24.90
Employee Stock Option Reserve	59.99	0.55
Deductions available u/s. 35DD	37.19	74.38
	186.57	150.06
Net Deferred Tax Assets/(Liabilities)	(114.21)	(100.29)

Reflected in the Balance Sheet as follows:

Particulars	As at March 31, 2024	As at March 31, 2023
Deferred tax assets	186.57	150.06
Deferred tax liabilities	(300.78)	(250.35)
Deferred tax asset / (liabilities), net	(114.21)	(100.29)

NOTES TO STANDALONE FINANCIAL STATEMENTS FOR THE YEAR ENDED MARCH 31, 2024

(Amount in INR lakhs unless otherwise stated)

Movement in deferred tax balances:

Particulars	Opening as on March 31, 2023	Deferred tax origin / reversal during the year	Closing as on March 31, 2024
DTA / (DTL)			
Tax Rate	25.17%	-	25.17%
Mark to Market on Mutual funds	(374.26)	(42.13)	(332.13)
On Account of ROU	(0.47)	(18.79)	18.32
Security Deposit Received	13.69	104.10	(90.41)
Prepaid Expense	-	1.88	(1.88)
Difference in Companies Act & Tax Base of PPE	(633.71)	155.33	(789.04)
Deductions available u/s. 35DD	295.59	147.79	147.80
Ind As deferred Revenue	12.63	(80.19)	92.82
On Account of Leave Encashment	61.94	(20.75)	82.69
On Account of Gratuity	125.00	(39.47)	164.47
Employee Stock option reserve	98.94	(139.41)	238.35
Security deposit paid	2.18	(13.03)	15.21
Movement in Assets / (Liability) at end of period	(398.47)	55.33	(453.80)
Deferred Tax	(100.29)	13.93	(114.21)

- (i) The Company offsets tax assets and liabilities if and only if it has a legally enforceable right to set off current tax assets and current tax liabilities and the deferred tax assets and deferred tax liabilities related to income taxes levied by the same tax authority.
- (ii) Basis the Income Tax return filed by the Company upto FY 2022-23, (after taking into account the carried forward Business losses of erstwhile Max India limited pursuant to the Composite Scheme) , the carried forward business losses stand at Rs 578.75 lakhs pertaining to FY 2018-19 and FY 2019-20. The Company believes that it cannot reasonably determine the future tax liability against which these carried forward business losses can be set off and accordingly, no deferred tax asset has been recorded in current financial year.
- (iii) Basis the Income Tax return filed by the Company upto FY 2022-23, (after taking into account the carried forward Long Term Capital Losses of erstwhile Max India Limited pursuant to the Composite Scheme) , the carried forward Long-Term Capital Losses stand at Rs 23,518.59 lakhs pertaining to FY 2015-16, FY 2016-17 and FY 2019-20. The Company believes that it cannot reasonably determine the future tax liability against which these carried forward Long-Term Capital Losses can be set off and accordingly, no deferred tax asset has been recorded in current financial year and preceding financial year.
- (iv) The aggregate amount of impairment in value of investment in subsidiaries as on March 31, 2024 is Rs.20,170.82 lakhs (March 31, 2023-Rs. 19,380.23 lakhs). The amount of impairment is not taken into account for the purposes of creating deferred tax asset due to uncertainty over recovery in the value of investments.

20. REVENUE FROM OPERATIONS

Particulars	For the year ended March 31, 2024	For the year ended March 31, 2023
(a) Revenue from contract with customers		
Rendering of functional support services	699.75	750.00
(b) Other operating revenue		
Interest income on :		
Loan to subsidiary company (refer note 33B)	43.74	50.20
Fixed deposits	1,428.62	1,351.20
Profit on sale of current investments	312.36	356.45
Fair value gain on mutual funds	41.40	204.44
Rent income (includes Rent from related party -refer note 33B)	597.60	541.27
Total	3,123.47	3,253.56

NOTES TO STANDALONE FINANCIAL STATEMENTS FOR THE YEAR ENDED MARCH 31, 2024

(Amount in INR lakhs unless otherwise stated)

20.1 DISAGGREGATED REVENUE INFORMATION

Set out below is the disaggregation of the Company's revenue from contracts with customers:

Segment

Type of services	For the year ended March 31, 2024	For the year ended March 31, 2023
Rendering of functional support services	699.75	750.00
Total revenue from contracts with customers	699.75	750.00
India	699.75	750.00
Outside India	-	-
Total revenue from contracts with customers	699.75	750.00

20.2 CONTRACT BALANCES

Particulars	As at March 31, 2024	As at March 31, 2023
Trade receivables (Refer Note No. 8)	16.75	61.06
Contract liabilities	-	-

Trade receivables are non interest bearing. Credit period generally is upto 90 days.

20.3 RECONCILING THE AMOUNT OF REVENUE RECOGNISED IN THE STATEMENT OF PROFIT AND LOSS WITH THE CONTRACTED PRICE

Particulars	For the year ended March 31, 2024	For the year ended March 31, 2023
Revenue as per contracted price	699.75	750.00
Adjustments	-	-
Revenue from contracts with customers	699.75	750.00

21. OTHER INCOME

Particulars	For the year ended March 31, 2024	For the year ended March 31, 2023
Interest income		
On others	0.11	-
On security deposits (Ind AS impact)	1.32	1.52
	1.43	1.52
Other non-operating income		
Unclaimed balances / excess provision written back	73.20	3.79
Ind AS-Amortisation of Deferred Revenue-Security deposit	19.50	17.20
Profit on sale of fixed assets	0.22	7.73
Financial guarantee income	4.43	19.91
Miscellaneous income	4.38	-
	101.73	48.63
Total	103.16	50.15

22. EMPLOYEE BENEFITS EXPENSE

Particulars	For the year ended March 31, 2024	For the year ended March 31, 2023
Salaries, wages and bonus	1,017.55	880.59
Contribution to provident fund and other funds (Refer Note No. 27c)	25.73	23.22
Employee stock option expense (Refer Note No. 28)	171.73	63.52
Gratuity expense (Refer Note No. 27A)	28.97	21.75
Staff welfare expense	15.74	12.96
Total	1,259.72	1,002.04

NOTES TO STANDALONE FINANCIAL STATEMENTS FOR THE YEAR ENDED MARCH 31, 2024

(Amount in INR lakhs unless otherwise stated)

23. FINANCE COSTS

Particulars	For the year ended March 31, 2024	For the year ended March 31, 2023
Bank charges	1.35	0.67
Finance cost on lease liability	34.77	5.22
Unwinding of interest cost on security deposit received (Ind AS impact)	22.99	17.62
Total	59.11	23.51

24. DEPRECIATION AND AMORTIZATION EXPENSE

Particulars	For the year ended March 31, 2024	For the year ended March 31, 2023
Depreciation on investment property	114.52	114.60
Depreciation on property, plant and equipment	93.71	76.17
Depreciation on right-of-use assets	59.99	33.21
Total	268.22	223.98

25. OTHER EXPENSES

Particulars	For the year ended March 31, 2024	For the year ended March 31, 2023
Recruitment and training expenses	53.85	0.05
Rent	2.43	2.51
Amortisation of prepaid expense	0.10	0.34
Insurance	25.34	23.61
Rates and Taxes	0.48	1.78
Repairs and maintenance - others	40.76	52.04
Electricity and water	12.65	12.65
Printing and stationery	3.96	4.47
Travelling and conveyance	109.61	76.77
Communication	10.58	10.77
Directors' sitting fee	77.00	84.00
Director's Remuneration	300.00	225.00
Advertisement and publicity	3.94	6.52
Foreign exchange fluctuation (net)	0.73	1.01
Charity and donation	0.11	30.11
Business promotion	5.35	6.15
Meeting expenses	46.03	39.27
Software expenses	0.70	0.42
Membership & subscription	4.52	8.22
Miscellaneous	16.62	7.85
Total	714.76	593.54

a) Corporate social responsibility

The provision under section 135 of the Act, w.r.t. constitution of CSR Committee and contribution towards CSR activities are not applicable to the Company for the FY 2023-24 and FY 2022-23.

Charity and donation includes contribution of Rs. Nil in FY 2023-24 and Rs. 30 lakhs in FY 22-23, which is voluntarily made to an enterprise owned or significantly influenced by key managerial personnel or their relatives i.e. Max India Foundation, a trust registered under Indian Trust Act, 1882, with the main objective of working in the area of healthcare and rural development projects.

26. EARNINGS PER SHARE (EPS)

Basic EPS amounts are calculated by dividing the profit for the year attributable to equity holders of the Company by the weighted average number of equity shares outstanding during the year.

Diluted EPS amounts are calculated by dividing the profit attributable to equity holders of the Company by the weighted average number of equity shares outstanding during the year plus the weighted average number of equity shares that would be issued on conversion of all the dilutive potential equity shares into equity shares.

NOTES TO STANDALONE FINANCIAL STATEMENTS FOR THE YEAR ENDED MARCH 31, 2024

(Amount in INR lakhs unless otherwise stated)

The following reflects the income and share data used in EPS computations :

	As at March 31, 2024	As at March 31, 2023
Basic EPS		
Profit after tax (Rs. in Lakhs)	123.90	1,216.27
Net profit for calculation of basic EPS	123.90	1,216.27
Weighted average number of equity shares outstanding during the year (Nos.)	43,114,219	47,567,685
Basic earnings per share (Rs.)	0.29	2.56
Dilutive EPS		
Net profit for calculation of diluted EPS	123.90	1,216.27
Effect of dilution:		
Employee Stock options	520,678	181,483
Weighted average number of equity shares outstanding during the year for dilutive earnings per share (Nos)	43,634,897	47,749,168
Anti Diluted/Diluted earnings per share (Rs.)	0.28	2.55

27. EMPLOYEE BENEFIT PLANS

A) Defined Benefit Plans

a) Gratuity (Non-funded):

The Company has a defined benefit gratuity plan (unfunded) for its employees and it is governed by the Payment of Gratuity Act, 1972. Under the plan, employee who has completed five years of service is entitled to specific benefit. The level of benefits provided depends on the member's length of service and salary at retirement age.

The following tables summarise the components of net benefit expense recognised in the statement of profit or loss and the funded status and amounts recognised in the balance sheet for the defined benefit plans:

Changes in the present value of the defined benefit obligation are as follows:

Particulars	Gratuity plan	
	March 31, 2024	March 31, 2023
Defined benefit obligation at the beginning of the year	125.00	92.07
Liability transferred from / (to) other company	-	4.92
Current service cost	19.84	15.58
Interest cost	9.13	6.17
Benefits paid	-	(4.86)
Actuarial (gain) on obligations - OCI (Other Comprehensive Income)	10.51	11.12
Total	164.48	125.00
Current Liability	4.60	8.56
Non-Current Liability	159.88	116.44
Total	164.48	125.00
Amount recognised in Statement of Profit and Loss:		
Current service cost	19.84	15.58
Net interest expense	9.13	6.17
Total	28.97	21.75
Amount recognised in Other Comprehensive Income:		
Actuarial gain from changes in financial assumptions	(10.51)	(11.12)
Adjustments for the year		
Total	(10.51)	(11.12)
The principal assumptions used in determining gratuity liability for the Company's plans are shown below:		
Discount rate	7.10%	7.30%
Future salary increases	10.00%	10.00%
Rate of employee turnover (per annum)	3.49%	8.29%
Retirement Age	58 to 64 yrs	58 to 64 yrs

NOTES TO STANDALONE FINANCIAL STATEMENTS FOR THE YEAR ENDED MARCH 31, 2024

(Amount in INR lakhs unless otherwise stated)

A quantitative sensitivity analysis for significant assumption as at March 31, 2024 is as shown below:

Particulars	Gratuity plan			
	Sensitivity level		Impact on DBO	
	March 31, 2024	March 31, 2023	March 31, 2024	March 31, 2023
Assumptions				
Impact on defined benefit obligation of change in Discount rate				
(a) Impact due to increase of 1%	151.62	117.04	(12.86)	(7.96)
(b) Impact due to decrease of 1%	179.08	133.88	14.60	8.88
Impact on defined benefit obligation of change in Future salary growth rate				
(a) Impact due to increase of 1%	178.53	133.56	14.05	8.56
(b) Impact due to decrease of 1%	151.83	117.15	(12.65)	(7.85)

- Changes in Defined benefit obligation due to 1% Increase/Decrease in Mortality Rate, if all other assumptions remain constant is negligible.
- The estimates of rate of escalation in salary considered in actuarial valuation are after taking into account inflation, seniority, promotion and other relevant factors including supply and demand in the employment market. The above information is as certified by the Actuary.
- Discount rate is based on the prevailing market yields of Indian Government securities as at the balance sheet date for the estimated term of the obligations.
- The sensitivity analyses above have been determined based on a method that extrapolates the impact on defined benefit obligation as a result of reasonable changes in key assumptions occurring at the end of the reporting period.

The following payments are expected contributions to the defined benefit plan in future years:

Particulars	Gratuity plan	
	March 31, 2024	March 31, 2023
Within the next 12 months (next annual reporting period)	4.76	8.87
Between 2 and 5 years	57.41	59.55
Between 5 and 10 years	267.43	154.36
Total expected payments	329.60	222.78

The average duration of the defined benefit plan obligation for gratuity at the end of the reporting period is 10.20 years (March 31, 2023: 9.68 years).

b) Leave Encashment

Provision for leave encashment benefits payable to its regular employees with respect to accumulated earned leaves and sick leaves outstanding at the year end is made by the Company on basis of actuarial valuation and is non funded.

Amount recognised in the Statement of Profit and Loss

Particulars	Leave encashment	
	March 31, 2024	March 31, 2023
Current service cost	7.58	6.89
Interest cost (income)	4.52	3.40
Remeasurement loss/(gain)	8.65	1.07
Total amount recognised in the Statement of Profit and Loss	20.75	11.36

Benefits paid	March 31, 2024	March 31, 2023
Benefits paid	-	(2.87)
	-	(2.87)
Current Liability	8.21	8.70
Non-Current Liability	74.48	53.24
Total	82.69	61.94

NOTES TO STANDALONE FINANCIAL STATEMENTS FOR THE YEAR ENDED MARCH 31, 2024

(Amount in INR lakhs unless otherwise stated)

c) Provident Fund:

The Company is contributing in a provident fund trust “Max Financial Services Limited (MFSL) Employees Provident Fund Trust” which is a common fund for certain Max Group Companies. The provident fund trust requires that interest shortfall shall be met by the employer, accordingly it has been considered as a defined benefit plan.

The interest rate payable to the members of the Trust shall not be lower than the statutory rate of interest declared by the Central Government under the Employees’ Provident Funds and Miscellaneous Provisions Act, 1952, and shortfall, if any, shall be made good by respective group companies. The actuary has accordingly provided a valuation for “Max Financial Services Limited Employees Provident Fund Trust” which is a common fund for MFSL, its subsidiaries and other participating companies.

The details of fund and plan asset position as at March 31, 2024 as per the actuarial valuation of active members are as follows:

Particulars	March 31, 2024	March 31, 2023
Plan assets at year end at fair value	667.19	530.62
Present value of defined benefit obligation at year end	665.85	527.83
Surplus as per actuarial certificate	1.34	2.79
Shortfall recognized in balance sheet	-	-
Active members as at year end (Nos)	19	19

Assumptions used in determining the present value obligation of the interest rate guarantee under the deterministic approach:

Particulars	March 31, 2024	March 31, 2023
Discount rate	7.20%	7.20%
Yield on existing funds	8.25%	8.15%
Expected guaranteed interest rate	8.25%	8.15%

Contribution to Defined benefit Plan, recognized as expense for the year is as under:

Particulars	March 31, 2024	March 31, 2023
Employer’s Contribution towards Provident Fund (PF)	25.73	23.22
	25.73	23.22

28 EMPLOYEE SHARE BASED PAYMENTS

Max India Employee Stock Plan - 2020 (“ESOP Plan”)

The Company had instituted Max India Limited - Employee Stock Option Plan 2020 (ESOP Plan), which was approved by the Board of Directors in its meeting held on October 28, 2020 and by the shareholders through Postal Ballot process on December 28, 2020. The Total number of options to be granted under the ESOP Plan to the eligible employees of the Company its subsidiary company shall not exceed 26,89,313 options. Each option when exercised would be converted into one equity share of Rs 10/- each fully paid -up. The ESOP Plan is administered by the Nomination and Remuneration Committee. The employees of the Company and its subsidiary shall receive shares of the Company upon exercise of options granted to them after completion of vesting conditions such as rendering of services across vesting period. The Option Price will be determined by the Nomination and Remuneration Committee, from time to time, in accordance with the provisions of applicable law, provided that the Option Price shall not be below the face value of the equity shares of the Company.

NOTES TO STANDALONE FINANCIAL STATEMENTS FOR THE YEAR ENDED MARCH 31, 2024

(Amount in INR lakhs unless otherwise stated)

a) A table showing the details stock options outstanding containing the following details-

Grant date	Number of Options Outstanding		Exercise price	Fair value at Grant Date
	As at March 31, 2024	As at March 31, 2023		
03-04-2021	259,022	259,022	64.43	28.16
03-04-2021	259,022	259,022	64.43	28.16
03-04-2021	290,105	414,435	64.43	28.16
14-04-2021	456,428	456,428	65.23	28.69
07-06-2021	-	182,142	73.30	30.88
25-04-2022	156,866	174,295	76.60	32.54
25-04-2022	174,295	174,295	76.60	32.54
25-04-2022	130,722	130,722	76.60	32.54
02-10-2022	159,358	159,358	83.78	36.49
01-06-2023	247,312	-	103.65	53.93
01-11-2023	47,401	-	140.83	78.42
01-11-2023	95,276	-	140.83	78.42
01-11-2023	22,753	-	140.83	78.42
TOTAL	2,298,560	2,209,719		

Note: Nomination and Remuneration Committee of the Company in its meeting held on May 25, 2023 amended the vesting schedule for all grants made till that date from Bullet vesting to Graded vesting. Revised vesting schedule is as under:

- (i) 10% of the total option to be vested by end of first year.
- (ii) 20% of the total option to be vested by end of second year.
- (iii) 30% of the total option to be vested by end of third year.
- (iv) 40% of the total option to be vested by end of fourth year.

Exercise period shall be 5 years from the respective Vesting Date.

	For the year ended March 31, 2024			For the year ended March 31, 2023		
	Number of options	Weighted Average exercise price (INR)	Weighted Average Fair value of Options	Number of options	Weighted Average exercise price (INR)	Weighted Average Fair value of Options
Option outstanding at the beginning of the year	2,209,719	69.36	30.04	1,571,049	65.69	28.63
Granted during the year	412,742	118.55	63.75	725,818	78.39	33.53
Excercised during the year	(141,759)	65.93	28.70	-	-	-
Forfeited during the year	(182,142)	73.30	-	(87,148)	76.60	-
Closing balance	2,298,560	76.69	35.94	2,209,719	69.36	30.04
Excercisable at the end of the year	338,776	-	-	-	-	-

The Company has calculated volatility (equivalent from the date of grant till time of maturity) of Stock price of Max India Limited as per the option's time to maturity. For the respective grant dates, the Company considered the available data of historical traded price of equity shares of the Company and traded price of erstwhile Max India Limited.

c) **Expense arising from share-based payment transactions**

Total expenses arising from share-based payment transactions recognised in profit or loss as part of employee benefit expense were as follows:

	For the year ended March 31, 2024	For the year ended March 31, 2023
Employee stock option plan	171.73	63.52

NOTES TO STANDALONE FINANCIAL STATEMENTS FOR THE YEAR ENDED MARCH 31, 2024

(Amount in INR lakhs unless otherwise stated)

- d) **Stock compensation expense under the Fair Value method has been determined based on fair value of the stock options at the date of grant. The fair value of stock options was determined using the Black Scholes option pricing model with the following assumptions.**

	For the year ended March 31, 2024		For the year ended March 31, 2023	
	01/06/2023	01/11/2023	25/04/2022	02/10/2022
Date of option granted				
Stock Price Now (in INR)	102.05	141.70	77.10	83.15
Exercise Price (X) (in INR)	103.65	140.83	76.60	83.78
Expected Volatility (Standard Dev - Annual)	34.38%	35.33%	33.86%	35.10%
Life of the options granted (Vesting and exercise period) in years	6.00 to 9.00	6.00 to 9.00	4.93	5.00
Expected Dividend	-	-	-	-
Average Risk- Free Interest Rate	7.09% to 7.17%	7.54% to 7.58%	6.94%	7.54%
Weighted average fair value of options granted	47.98 - 59.55	71.33 - 85.75	32.54	36.49

29. COMMITMENTS AND CONTINGENCIES

A. Commitments

- i) The Company has capital commitment of Rs. 66.26 lakhs towards acquisition of Capital assets.
- ii) The Company may provide financial support to Antara Senior Living Limited and Antara Assisted Care Services Limited which are wholly owned subsidiaries of the Company in order to meet their future financial obligations.

B. Contingent liabilities

a) Corporate guarantee :

Particulars	March 31, 2024	March 31, 2023
Corporate guarantee given to Financial Institutions in respect of financial assistance availed by subsidiary (ASLL)	-	2,225.18

During the FY 2021-22, fresh Corporate Guarantee was given by the Company on behalf of its subsidiary, Antara Senior Living Limited (ASLL) for loan of Rs.4,000 lakhs from Aditya Birla Finance Limited.

Carrying amount of the related corporate guarantee was Rs. 2,225.18 lakhs for the FY 2022-23 from Aditya Birla Finance Limited, repaid in FY 2023-24. The said Guarantee was initially recognised at fair value as per Ind AS 109 (Financial instruments) in the books of Guarantor i.e. Max India Limited.

b) Contingent Liability :

Particulars	March 31, 2024	March 31, 2023
Demand of service tax on corporate guarantee fees pertaining to FY 2015-16, 2016-17 & 2017-18	136.45	136.45
Demand of service tax on option fees pertaining to FY 2015-16 & 2016-17	544.35	544.35
Demand of service tax on Import of services pertaining to FY 2015-16 & 2016-17	2.12	2.12
Income Tax matters under appeal*	2,716.00	2,716.00
Total	3,398.92	3,398.92

The Company is contesting these demands and the management, based on advise of its legal/tax consultants believes that its position will likely be upheld in the appellate process. No expense has been accrued in the standalone Ind AS financial statements for these demands raised. The management believes that the ultimate outcome of these proceedings will not have a material adverse effect on the Company's financial position and results of operations. The Company does not expect any payment in respect of these contingent liabilities.

* During the FY 2021-22, the Company has received an income tax demand of ~ Rs. 2,716.00 lakhs on account of disallowance of the loss claimed on sale of shares of Neeman Medical International BV (an erstwhile wholly owned subsidiary) by erstwhile Max India Limited during the financial year 2014-15. The Company has filed an appeal/writ with Hon'ble High Court of Punjab & Haryana and is strong on merits. The matter has been stayed & pending before court.

NOTES TO STANDALONE FINANCIAL STATEMENTS FOR THE YEAR ENDED MARCH 31, 2024

(Amount in INR lakhs unless otherwise stated)

30. LEASES

Effective April 1, 2019, the Company has adopted Ind AS 116 “Leases”, applied to all lease contracts existing on April 1, 2019 using the modified retrospective method along with the transition option to recognise Right-of-Use asset (ROU) at an amount equal to the lease liability.

Consequently, the nature of expenses in respect of operating lease has changed from lease rent in previous periods to depreciation cost for the ROU asset and finance cost for the interest accrued on lease liability. The effect of this adoption is not material on the profit and earnings per share for the current year.

The Company has entered into short term lease arrangements for certain facilities and office premises. Rent expense of Rs. 2.43 lakhs (previous year: Rs. 2.51 Lakhs) in respect of obligation under cancellable operating leases has been charged to the statement of profit and loss for these short term lease arrangements.

Finance Leases- Company as a Lessee

Following are the changes in the carrying value of right of use assets for the year ended ended March 31, 2024:

Particulars	Amount as on March 31, 2024	Amount as on March 31, 2023
	Building	
Opening balance (on adoption of Ind AS 116)	79.72	13.99
Additions	512.15	98.94
Depreciation	59.99	33.21
Closing balance	531.88	79.72

The following is the break-up of current and non-current lease liabilities as of March 31, 2024:

Particulars	Amount as on March 31, 2024	Amount as on March 31, 2023
Current liabilities	59.99	37.69
Non-current liabilities	490.19	41.55
Total	550.18	79.24

The following are the maturity analysis of contractual undiscounted cash flow as at 31st March 2024

Particulars	Amount as on March 31, 2024	Amount as on March 31, 2023
Less than 1 year	116.82	37.50
1-3 years	180.21	53.13
3-10 years	545.66	-
Total	842.70	90.63

Impact of adoption of Ind AS 116 for the year ended 31st March, 2024 is as follows

Particulars	March 31, 2024	March 31, 2023
Increase in interest expense on lease liability	34.77	5.22
Increase in depreciation	59.99	33.21
Total	94.76	38.43

The following is the movement in the lease liability for the year ended 31st March 2024

Particulars	March 31, 2024	March 31, 2023
Opening balance	79.24	15.20
Additions	512.15	96.32
Interest Cost	34.77	5.22
Cash Outflows during the year	75.98	37.50
Closing balance	550.18	79.24

NOTES TO STANDALONE FINANCIAL STATEMENTS FOR THE YEAR ENDED MARCH 31, 2024

(Amount in INR lakhs unless otherwise stated)

The following is the classification of future cash outflows as on 31st March 2024

Particulars	March 31, 2024	March 31, 2023
Variable Rent	-	-
Fixed Rent	842.70	90.63
Residual Value	-	-
Net impact on the statement of Profit and loss	842.70	90.63

31 INVESTMENTS IN SUBSIDIARIES AND JOINT VENTURES

(a) These financial statement are separate financial statements prepared in accordance with Ind AS-27 “ Separate Financial Statements”

(b) The Company’s investment in Subsidiary are as under :

Sl. No.	Name of the Subsidiary	Country of Incorporation	Proportion of ownership as at March 31, 2024	Proportion of ownership as at March 31, 2023	Method used to account for Investment
1	Antara Senior Living Limited	India	100.00%	100.00%	At cost
2	Antara Purukul Senior Living Limited (i)	India	100.00%	100.00%	At cost
3	Antara Assisted Care Services Limited	India	100.00%	100.00%	At cost
4	Max Ateev Limited	India	100.00%	100.00%	At cost
5	Max Skill First Limited	India	100.00%	100.00%	At cost
6	Max UK Limited	United Kingdom	100.00%	100.00%	At cost

(c) The Company’s investment in joint ventures are as under :

	Name of Joint Venture	Country of incorporation	Proportion of ownership as at March 31, 2024	Proportion of ownership as at March 31, 2023	Method used to account for Investment
1	Forum I Aviation Private Limited (ii)	India	-	20.00%	At cost
2	Contend Builders Private Limited (i)	India	62.50%	62.50%	At cost

Notes:

(i) The entity is held through Antara Senior Living Limited

(ii) The entity was a Joint Venture of Max Ateev Limited till January 25, 2024

32 SEGMENT INFORMATION

Being a parent company, the Company, which is having investments in various subsidiaries, is primarily engaged in growing and nurturing these business investments and providing shared services to its group companies. Accordingly, the Company views these activities as one business segment, therefore there are no separate reportable segments in accordance with the requirements of Indian Accounting Standard 108 - ‘Operating Segment Reporting’ notified under the Companies (Indian Accounting Standards) Rules, 2015, as amended from time to time.

NOTES TO STANDALONE FINANCIAL STATEMENTS FOR THE YEAR ENDED MARCH 31, 2024

(Amount in INR lakhs unless otherwise stated)

33. RELATED PARTY TRANSACTIONS

Relationship with the related party	Name of related party
Subsidiary Companies	1 Antara Senior Living Limited
	2 Antara Assisted Care Services Limited
	3 Max UK Limited
	4 Max Ateev Limited
	5 Max Skill First Limited
Step down subsidiary companies	1 Antara Purukul Senior Living Limited
Joint Venture	1 Forum I Aviation Private Limited (till January 25, 2024)
	2 Contend Builders Private Limited
Key Management Personnel (KMP)	1 Mr. Analjit Singh (Non-executive Chairman)
	2 Mr. Ashok Brijmohan Kacker (Independent Director) (Till August 31, 2023)
	3 Mr. Mohit Talwar (Non-executive Director)
	4 Mr. Rajit Mehta (Managing Director)
	5 Ms. Tara Singh Vachani (Non-executive Director)
	6 Ms. Sharmila Tagore (Independent Director)
	7 Mr. Pradeep Pant (Independent Director)
	8 Ms. Bhawna Agarwal (Independent Director) (Till October 12, 2023)
	9 Mr. Niten Malhan (Independent Director)
	10 Mr. Ajit Singh (Independent Director) (Appointed w.e.f. May 25, 2022)
	11 Mr. Rohit Kapoor (Independent Director) (Appointed w.e.f. May 25, 2022)
	12 Mr. Pankaj Chawla (Company Secretary)
	13 Mr. Sandeep Pathak (Chief Financial Officer)
Employee benefit trust	1 Max Financial Services Ltd. Employees' Provident Fund Trust
Person or entities having control or significant influence	1 Mr. Analjit Singh
	2 Ms. Neelu Analjit Singh
	3 Ms. Piya Singh
	4 Mr. Veer Singh
	5 Ms. Tara Singh Vachani
	6 Siva Enterprises Private Limited
	7 Max Ventures Investment Holdings Private Limited
Enterprises owned or significantly influenced by key management personnel or their relatives or entities having control or significant influence	1 Max India Foundation
	2 Max Financial Services Limited
	3 Max Life Insurance Company Limited
	4 New Delhi House Services limited
	5 Max Towers Private Limited
	6 SKA Diagnostic Private Limited
	7 Max Assets Services Limited
	8 Max Estates Limited (previously Max Ventures and Industries Limited)

NOTES TO STANDALONE FINANCIAL STATEMENTS FOR THE YEAR ENDED MARCH 31, 2024

(Amount in INR lakhs unless otherwise stated)

B. The following table provides the total amount of transactions that have been entered into with related parties for the relevant financial year.

Nature of transaction	Name of related party	For the year ended March 31, 2024	For the year ended March 31, 2023
Income from functional support services	Max Financial Services Limited	649.75	700.00
	Max Estates Limited	50.00	50.00
Reimbursement of expenses (receivable from)	Max Financial Services Limited	4.77	11.88
	New Delhi House Services limited	18.59	12.76
	Antara Assisted Care Services Limited	-	17.95
	Max Life Insurance Company Limited	24.28	-
	Max Estates Limited	4.77	-
	Max Financial Services Limited	32.39	-
Purchase of fixed assets	Max Financial Services Limited	32.39	-
Sale of fixed assets	Max Financial Services Limited	-	0.62
	Max Estates Limited	-	5.98
Professional charges	Max UK Limited	12.00	12.00
Other expenses	New Delhi House Services limited	108.28	95.34
	Max Assets Services Limited	31.05	37.07
	Antara Purukul Senior Living Limited	3.15	2.81
	Max Financial Services Limited	16.76	25.96
	SKA Diagnostic Private Limited	-	0.89
Insurance expense	Max Life Insurance Company Limited	4.75	5.56
Refund of Term Insurance CD balance	Max Financial Services Limited	21.81	-
	Max India Foundation	0.33	-
Management service charges	Max Financial Services Limited	500.00	432.20
Rent paid	Max Financial Services Limited	1.80	1.80
	SKA Diagnostic Private Limited	37.50	37.50
	Antara Assisted Care Services Limited	0.63	0.71
Director sitting fee	Mr. Ashok Brijmohan Kacker	6.00	15.00
	Ms. Tara Singh Vachani	11.00	12.00
	Mr. Analjit Singh	5.00	7.00
	Mr. Rohit Kapoor	5.00	3.00
	Dr. Ajit Singh	7.00	4.00
	Ms. Sharmila Tagore	11.00	14.00
	Ms. Bhawna Agarwal	3.00	6.00
	Mr. Niten Malhan	11.00	6.00
	Mr. Mohit Talwar	6.00	6.00
	Mr. Pradeep Pant	12.00	11.00
Director's remuneration	Mr. Analjit Singh	300.00	225.00
Financial guarantee income	Antara Senior Living Limited	4.43	19.91
Donation	Max India Foundation	-	30.00
Company's contribution to Provident Fund Trust	Max Financial Services Ltd. Employees' Provident Fund Trust	23.07	20.65
Interest income	Antara Purukul Senior Living Limited	-	49.78
	Max Ateev Limited	0.82	0.42
	Antara Senior Living Limited	42.92	-
Rent income	Max Financial Services Limited	74.14	87.48
	Max India Foundation	0.80	1.20
	Max Estates Limited	115.89	-
	Antara Senior Living Limited	149.04	198.43
	Max Ventures Investment Holdings Private Limited	29.90	39.86
Security deposit given	Antara Assisted Care Services Limited	-	0.27

NOTES TO STANDALONE FINANCIAL STATEMENTS FOR THE YEAR ENDED MARCH 31, 2024

(Amount in INR lakhs unless otherwise stated)

Nature of transaction	Name of related party	For the year ended March 31, 2024	For the year ended March 31, 2023
Security deposit received back	Max Assets Services Limited	7.84	17.58
	Antara Assisted Care Services Limited	0.27	-
	SKA Diagnostic Private Limited	-	3.13
Security deposit received	Max Estates Limited	115.89	-
Security deposit refunded	Max Financial Services Limited	13.34	-
	Max Ventures Investment Holding Limited	9.97	-
	Antara Senior Living Limited	49.39	-
Loan given	Max Ateev Limited	2.59	7.63
	Antara Senior Living Limited	3,300.00	-
Loans and advances received back	Antara Purukul Senior Living Limited	-	3,037.81
	Max Skill First Limited	-	450.00
	Max Ateev Limited	738.48	-
Reversal of Provision for Diminution	Max Skill First Limited	-	450.00
	Max Ateev Limited	728.25	-
Investments made	Antara Senior Living Limited (CCPS)	1,850.00	1,150.00
	Antara Senior Living Limited (ESOP)	206.28	89.79
	Antara Senior Living Limited (Bank Guarantee)	-	4.45
	Antara Assisted Care Services Limited (CCPS)	10,150.00	2,550.00
Conversion of CCPS into equity	Antara Senior Living Limited	9,220.00	4,686.42

C. The following table provides the year end balances with related parties for the relevant financial year :

Nature of transaction	Name of related party	As at March 31, 2024	As at March 31, 2023
Deferred guarantee income	Antara Senior Living Limited	-	4.42
Loans and advances given	Max Ateev Limited	-	735.88
	Max Skill First Limited	1,466.34	1,466.34
Provision made against above, considered doubtful	Max Ateev Limited	-	(728.25)
	Max Skill First Limited	(1,466.34)	(1,466.34)
Other receivable	Max Asset Services Limited	7.84	-
	Max Financial Services Limited	0.99	-
Trade receivable	Max Estates Limited	14.49	61.06
Interest receivable	Antara Senior Living Limited	38.63	-
	Max Ateev Limited	-	0.38
Security Deposits given	SKA Diagnostic Private Limited	9.37	9.37
	Max Asset Services Limited	0.03	7.87
	Max Financial Services Limited	0.45	0.45
	Antara Assisted Care Services Limited	-	0.27
Amount Payable	Max UK Limited	(5.75)	(12.00)
	Max Assets Services Limited	-	(8.17)
	New Delhi House Services limited	(5.94)	(9.55)
Security Deposits received	Max Financial Services Limited	(8.53)	(21.87)
	Max Ventures Investment Holdings Private Limited	-	(9.97)
	Antara Senior Living Limited	(0.22)	(49.61)
	Max Estates Limited	(115.90)	-
Investment in equity share capital	Max Ateev Limited	4,039.36	4,039.36
	Antara Senior Living Limited	14,706.42	5,486.42
	Max Skill First Limited	1,022.87	1,022.87
	Max UK Limited	213.00	213.00
	Antara Assisted Care Services Limited	1,300.00	1,300.00

NOTES TO STANDALONE FINANCIAL STATEMENTS FOR THE YEAR ENDED MARCH 31, 2024

(Amount in INR lakhs unless otherwise stated)

Nature of transaction	Name of related party	As at March 31, 2024	As at March 31, 2023
Provision made against equity investment	Max Ateev Limited	(3,934.95)	(3,144.36)
	Max Skill First Limited	(1,022.87)	(1,022.87)
	Max UK Limited	(213.00)	(213.00)
Investment in compulsory convertible preference share (CCPS)	Antara Senior Living Limited	40,830.00	48,200.00
	Antara Assisted Care Services Limited	15,550.00	5,400.00
Provision made against CCPS	Antara Senior Living Limited	(15,000.00)	(15,000.00)
Additional investment (Due to Ind AS adjustment)	Antara Purukul Senior Living Limited (BG)	470.34	470.34
	Antara Senior Living Limited (BG)	24.45	24.45
	Antara Senior Living Limited (ESOPs)	372.82	166.54

D. Terms and conditions of transactions with related parties

a) The transactions with related parties are made on terms equivalent to those that prevail in arm's length transactions.

E. Compensation of key management personnel of the Company

	For the year ended March 31, 2024	For the year ended March 31, 2023
Short-term employee benefits		
Mr. Rajit Mehta	284.25	310.17
Mr. Sandeep Pathak	111.00	104.64
Mr. Pankaj Chawla	60.22	55.47

The remuneration to the key managerial personnel does not include the provisions made for gratuity and leave benefits, as they are determined on an actuarial basis for the Company as a whole.

F. Directors' interests in the ESOP plan

Share options held by executive members of the Board of Directors under the ESOP Plan to purchase Equity shares have the following expiry dates and exercise prices:

Grant date	Number of options granted	Vesting date	Number of options Vested/ to be Vested	Exercise price	Number outstanding		Person
					As at March 31, 2024	As at March 31, 2023	
14-04-2021	456,428	01-06-2023	136,928	65.23	456,428	456,428	Mr. Rajit Mehta
		01-06-2024	136,928				
		01-06-2025	182,572				

Exercise period is 5 years after respective vesting date.

34. FAIR VALUES OF FINANCIAL INSTRUMENTS

The comparison of carrying value and fair value of financial instruments by categories that are measured at fair value are as follows:

	Carrying value		Fair value	
	As at March 31, 2024	As at March 31, 2023	As at March 31, 2024	As at March 31, 2023
Financial assets				
Amortised Cost:				
Non-Current				
- Other Financial Assets	19.45	752.66	19.45	752.66

NOTES TO STANDALONE FINANCIAL STATEMENTS FOR THE YEAR ENDED MARCH 31, 2024

(Amount in INR lakhs unless otherwise stated)

	Carrying value		Fair value	
	As at March 31, 2024	As at March 31, 2023	As at March 31, 2024	As at March 31, 2023
Current				
- Trade receivables (refer note 8)	16.75	61.06	16.75	61.06
- Cash and cash equivalents (refer note 9)	20.09	32.15	20.09	32.15
Bank balances (other than those classified under Cash & cash equivalent above)	7,344.41	-	7,344.41	-
- Loans (refer note 6)	3,391.41	8.01	3,391.41	8.01
- Other financial assets (refer note 10b)	3,697.17	22,889.29	3,697.17	22,889.29
At FVTPL				
- Investments (refer note 4)	3,920.16	5,406.54	3,920.16	5,406.54
Financial liabilities				
Amortised Cost:				
Non-Current				
- Other financial liabilities (refer note 15a)	301.30	12.63	301.30	12.63
- Lease liability (refer note 14a)	490.19	41.55	490.19	41.55
Current				
- Trade payables (refer note 17)	101.63	166.18	101.63	166.18
- Other financial liabilities (refer note 15b)	323.83	441.51	323.83	441.51
- Lease liability (refer note 14b)	59.99	37.69	59.99	37.69

Notes:

- 1 The management assessed that inter corporate deposits, cash and cash equivalents, trade receivables and trade payables approximate their carrying amounts.
- 2 The fair value of the financial assets and liabilities is included at the amount at which the instrument could be exchanged in a current transaction between willing parties, other than in a forced or liquidation sale.
- 3 The following methods and assumptions were used to estimate the fair values:

The fair values for investments in quoted securities like mutual funds are based on price quotations available in the market at each reporting date.

The fair values for investments in unquoted equity shares are estimated by valuer following valuation techniques.

The carrying amounts of trade receivables, cash and cash equivalents, other bank balances, trade payables, other financial liabilities and other financial assets are considered to be the same as their fair values, due to their short-term nature. Loans repayable on demand have same carrying value and fair value as it is repayable on demand. The carrying values for finance lease receivables approximates the fair value as these are periodically evaluated based on credit worthiness of customer and allowance for estimated losses is recorded based on this evaluation. The fair values for lease obligation were calculated based on cash flows discounted using a lending rate. The carrying amount of finance lease obligations approximate its fair value.

35. FAIR VALUE HIERARCHY

The Company uses the following hierarchy for determining and disclosing the fair value of financial instruments by valuation technique:

Level 1: quoted (unadjusted) prices in active markets for identical assets or liabilities

Level 2: other techniques for which all inputs that have a significant effect on the recorded fair value are observable, either directly or indirectly

Level 3: techniques that use inputs that have a significant effect on the recorded fair value that are not based on observable market data

The following table provides the fair value measurement hierarchy of the Company's assets and liabilities.

NOTES TO STANDALONE FINANCIAL STATEMENTS FOR THE YEAR ENDED MARCH 31, 2024

(Amount in INR lakhs unless otherwise stated)

A. Quantitative disclosures fair value measurement hierarchy for assets as at March 31, 2024:

	Carrying value	Fair value measurement using		
		Quoted prices in active markets	Significant observable inputs	Significant unobservable inputs
		(Level 1)	(Level 2)	(Level 3)
Assets measured at Fair value through statement of profit and loss:				
- Investment in Mutual Funds (refer note 4)	3,920.16	3,920.16	-	-
Assets measured at amortised cost for which fair values are disclosed				
Non-Current				
- Other Financial Assets	19.45	-	-	-
Current				
- Trade receivables (refer note 8)	16.75	-	-	-
- Cash and cash equivalents (refer note 9)	20.09			
- Bank balances (other than those classified under Cash & cash equivalent above)	7,344.41			
- Loans (refer note 6)	3,391.41	-	-	-
- Other financial assets (refer note 10b)	3,697.17	-	-	-
Liabilities measured at amortised cost for which fair values are disclosed				
Non-Current				
- Other financial liabilities (refer note 15a)	301.30	-	-	-
- Lease liability (refer note 14a)	490.19	-	-	-
Current				
- Trade payables (refer note 17)	101.63	-	-	-
- Other financial liabilities (refer note 15b)	323.83	-	-	-
- Lease liability (Refer Note No. 14b)	59.99			

B. Quantitative disclosures fair value measurement hierarchy for assets as at March 31, 2023:

	Carrying value	Fair value measurement using		
		Quoted prices in active markets	Significant observable inputs	Significant unobservable inputs
		(Level 1)	(Level 2)	(Level 3)
Assets measured at Fair value through statement of profit and loss:				
- Investment in Mutual Funds (refer note 4)	5,406.54	5,406.54	-	-
Assets measured at amortised cost for which fair values are disclosed				
Non-Current				
- Other Financial Assets	752.66	-	-	-
Current				
- Trade receivables (refer note 8)	61.06	-	-	-
- Cash and cash equivalents (refer note 9)	32.15	-	-	-
- Loans (refer note 6)	8.01	-	-	-
- Other financial assets (refer note 10b)	22,889.29	-	-	-
Liabilities measured at amortised cost for which fair values are disclosed				
Non-Current				
- Other financial liabilities (refer note 15a)	12.63	-	-	-
- Lease liability (refer note 14a)	41.55	-	-	-
Current				
- Trade payables (refer note 17)	166.18	-	-	-
- Other financial liabilities (refer note 15b)	441.51	-	-	-
- Lease liability (Refer Note No. 14b)	37.69	-	-	-

NOTES TO STANDALONE FINANCIAL STATEMENTS FOR THE YEAR ENDED MARCH 31, 2024

(Amount in INR lakhs unless otherwise stated)

36. FINANCIAL RISK MANAGEMENT

The company’s principal financial liabilities comprise Lease liabilities, Trade payables and Security Deposits. The main purpose of these financial liabilities is to finance the Company’s operations. The Company’s principal financial assets include Investments in Mutual Funds and equity shares, Fixed Deposits, Corporate Deposits to Subsidiary, trade and other receivables, bank balances and security deposits. The Company is exposed to market risk, credit risk and liquidity risk. The Company’s Audit Committee oversees compliance with the management of these risks/company’s Risk Management Policy, and reviews the adequacy of the risk management framework in relation to the risk faced by the company. The Audit Committee is assisted in its overall role by Internal Audit. Internal Audit undertakes both regular and ad-hoc reviews of risk management controls and procedure, the results of which are reported to the Audit Committee.

The Company’s activities expose it to the following risks arising from the financial instruments:

- Market risk
- Liquidity risk
- Credit risk

This note explains the sources of risk which the entity is exposed to and how the entity manages the risk.

Risk	Exposure arising from	Measurement	Management
Credit Risk	Cash and cash equivalents, trade receivables, security deposits and other financial assets measured at amortised cost or fair value through Profit or Loss account.	Ageing analysis Credit Rating	Diversification of bank deposits and credit limits
Liquidity risk	Trade payables, Lease Liability and other financial liabilities.	Cash flow forecasts	Maintaining adequate funds in the form of cash and bank balances and monitoring expected cash inflows on trade receivables.
Market risk – Price risk	Investments in mutual funds	Net Asset Value (NAV) Method	Diversifies its portfolio of assets

A) Market risk

Market risk is the risk that the fair value of future cash flows of a financial instrument will fluctuate because of changes in market prices. Market risk comprises three types of risk: interest rate risk, currency risk and other price risk such as equity price risk. Financial instruments affected by market risk include investment in mutual funds. The objective of market risk is to optimize the return by managing and controlling the market risk exposures within acceptable parameters.

The sensitivity analysis in the following sections relate to the position as at March 31, 2024. The following assumptions have been made in calculating the sensitivity analysis:

- The sensitivity of the relevant profit or loss item is the effect of the assumed changes in respective market risks. This is based on the financial assets and financial liabilities held at March 31, 2024.

a) Interest rate risk

Interest rate risk is the risk that the fair value or future cash flows of a financial instrument will fluctuate because of changes in market interest rates. In order to balance the Company’s position with regards to interest income and interest expense and to manage the interest rate risk, treasury performs comprehensive interest rate risk management. The Company does not have any borrowings, as at March 31, 2024 and March 31, 2023 and hence it is not exposed to any interest rate risk.

b) Foreign currency risk

Foreign currency risk is the risk that the fair value or future cash flows of an exposure will fluctuate because of changes in foreign exchange rates. The Company’s exposure to the risk of changes in foreign exchange rates relates primarily to the Company’s operating activities (when revenue or expense is denominated in a foreign currency) and investments in foreign currency. The foreign currency risk is on account of balances outstanding with Max UK Limited. Company has fully impaired investment in Max UK Limited.

NOTES TO STANDALONE FINANCIAL STATEMENTS FOR THE YEAR ENDED MARCH 31, 2024
(Amount in INR lakhs unless otherwise stated)
c) Price risk

The Company's exposure to price risk arises from investments held and classified as FVTPL. To manage the price risk arising from investments in mutual funds, the Company diversifies its portfolio of assets.

Sensitivity analysis

Profit or loss and equity is sensitive to higher/ lower prices of instruments on the Company's profit for the periods:

Particulars	March 31, 2024	March 31, 2023
Price sensitivity		
Price increase by (5%) - FVTPL	196.01	270.33
Price Decrease by (5%) - FVTPL	(196.01)	(270.33)

B) Credit risk

Financial loss to the Company, arising, if a customer or counterparty to a financial instrument fails to meet its contractual obligations principally from the Company's receivables from customers and investments in debt securities.

a) Credit risk management

Credit risk arises from the possibility that counter party may not be able to settle their obligations as agreed. To manage this, the Company periodically assesses the financial reliability of customers, taking into account the financial condition, current economic trends, and analysis of historical bad debts and ageing of account receivables. Individual risk limits are also set accordingly.

Based on business environment in which the Company operates, a default on a financial asset is considered when the counter party fails to make payments within the agreed time period. Loss rates reflecting defaults are based on actual credit loss experience and considering differences between current and historical economic conditions.

The description of significant financial assets is given below:

(i) Trade Receivables

The activities of the company primarily include providing functional support services to related parties and rental income from Building and investment property. The credit risk with respect to amounts outstanding from these related parties and tenants is considered to be insignificant. Refer Note 32 on disclosure on related party transactions with respect to amount outstanding as at reporting date.

The Company creates allowances for impairment that represents its expected credit losses in respect of trade receivables. The management uses a simplified approach for the purpose of computation of expected credit loss for trade receivables.

(ii) Cash and cash equivalents

The Company held cash and cash equivalents of Rs. 20.09 lakhs as on March 31, 2024 (March 31, 2023: Rs. 32.15 lakhs). The cash and cash equivalents that are held with scheduled banks as on 31.3.2024 are of Rs. 19.73 lakhs (March 31, 2023: Rs. 31.88 lakhs).

(iii) Deposits with banks

The company held fixed deposits and interest on same with banks and financial institutions of Rs.11,001.43 lakhs (March 31, 2023: Rs. 22,855.79 lakhs). In order to manage the risk, the Company invests only with scheduled banks.

(iv) Investment in Mutual Funds

The company has made Investments in Mutual Funds of Rs. 3,920.16 Lakhs (March 31, 2023: Rs. 5,406.54 lakhs). In order to manage the credit risk, Company maintains a list of approved Asset Management Companies with a regular review. The investment is within prescribed parameters as per Treasury Policy.

NOTES TO STANDALONE FINANCIAL STATEMENTS FOR THE YEAR ENDED MARCH 31, 2024

(Amount in INR lakhs unless otherwise stated)

(v) Loans and Advances

The company has given loans to its subsidiaries amounting to Rs. 3,300.00 lakhs (net of provision for impairment) (March 31, 2023- Rs. 7.63 lakhs). The Loans' approval are on a case to case basis by Audit Committee and Board. The credit risk with respect to amount of loans advanced to the subsidiaries is considered to be insignificant as the amount which is not recoverable as per the Management estimate has been fully provided for as provision for impairment in the preceeding years. Refer Note 33 on disclosure on related party transactions with respect to amount outstanding as at reporting date.

Trade Receivables and Loans and Advances are written-off when there is no reasonable expectation of recovery, such as a debtor declaring bankruptcy or a litigation decided against the Company. The Company continues to engage with parties whose balances are written-off and attempts to enforce repayment. Recoveries made are recognised in statement of profit and loss.

The Company creates allowances for impairment that represents its expected credit losses in respect of Loans and Advances.

b) Credit risk exposure

The carrying amount of financial assets represents the maximum credit exposure. The maximum exposure to credit risk at the reporting date was:

Particulars	March 31, 2024	March 31, 2023
Financial assets for which loss allowance is measured using 12 months Expected Credit Losses (ECL) except Trade receivables measured using Lifetime ECL.		
Non-Current security deposits	19.45	27.66
Loans- Current (ICD) (including interest)	3,391.41	8.01
Investments in Mutual Funds	3,920.16	5,406.54
Cash and cash equivalents (balance in banks)	20.09	32.15
Deposits with banks (including interest)	11,001.43	22,855.79
Trade receivables (lifetime ECL)	16.75	61.06
Total	18,369.29	28,391.21

Ageing analysis of trade receivables

The ageing analysis of the trade receivables is as below:

Ageing as at March 31, 2024	0-90 days past due	91-180 days past due	181-270 days past due	Total
Gross carrying amount (Including ECL Amount)	16.75	-	-	16.75

Ageing as at March 31, 2023	0-90 days past due	91-180 days past due	181-270 days past due	Total
Gross carrying amount (Including ECL Amount)	61.06	-	-	61.06

c) Liquidity risk

Liquidity risk is the risk that the Company will encounter difficulty in meeting the obligations associated with its financial liabilities that are settled by delivering cash or another financial asset. The Company's approach to managing liquidity is to ensure, as far as possible, that it will always have sufficient liquidity to meet its liabilities when due, under both normal and stressed conditions, without incurring unacceptable losses or risking damage to the Company's reputation.

The Company employs prudent liquidity risk management practices which inter alia means maintaining sufficient cash and marketable securities. Given the nature of the underlying business of company and its subsidiaries, the corporate

NOTES TO STANDALONE FINANCIAL STATEMENTS FOR THE YEAR ENDED MARCH 31, 2024

(Amount in INR lakhs unless otherwise stated)

finance maintains flexibility in funding by maintaining availability under committed credit lines and this way liquidity risk is mitigated by the availability of funds to cover future commitments. Cash flow forecasts are prepared basis the funding requirement of the subsidiaries in the near future. The Company manages liquidity risk by maintaining adequate cash reserves by continuously monitoring forecast and actual cash flows and matching the maturity profiles of financial assets and liabilities.

The company aims to maintain the level of its cash and cash equivalents and other highly marketable debt investments at an amount in excess of expected cash flows on financial liabilities. The Company also monitors the level of expected cash inflows on trade receivables with the expected cash outflows on trade payables and other financial liabilities.

Maturities of financial liabilities

Particulars	Carrying Amount March 31, 2024	Contractual cash flows	
		On demand / Less than 1 year	1 to 5 years
Non-derivative financial liabilities			
Non-Current			
Lease liability	490.19		490.19
Other financial liabilities	301.30		301.30
Current			
Trade payables	101.63	101.63	
Lease liability	59.99	59.99	
Other financial liabilities	323.83	323.83	
Total	1,276.94	485.45	791.49

Particulars	Carrying Amount March 31, 2023	Contractual cash flows	
		On demand / Less than 1 year	1 to 5 years
Non-derivative financial liabilities			
Non-Current			
Lease liability	41.55		41.55
Other financial liabilities	12.63		12.63
Current			
Trade payables	166.18	166.18	
Lease liability	37.69	37.69	
Other financial liabilities	441.51	441.51	
Total	699.56	645.38	54.18

37. CAPITAL MANAGEMENT

For the purpose of the Company’s capital management, capital includes issued equity capital and all other equity reserves attributable to the equity holders of the company. The primary objective of the Company’s capital management is to maximise the shareholder value.

The Company does not have any borrowings as at March 31, 2024 and March 31, 2023.

No changes were made in the objectives, policies or processes for managing capital during the years ended March 31, 2024 and March 31, 2023.

NOTES TO STANDALONE FINANCIAL STATEMENTS FOR THE YEAR ENDED MARCH 31, 2024

(Amount in INR lakhs unless otherwise stated)

38. DISCLOSURE OF UNDER SECTION 186 (4) OF THE COMPANIES ACT 2013
a) Particulars of Loans given:

Name of the Loanee	As at April 1, 2022	Loan given during the period	Loan repaid / converted into equity	As at March 31, 2023	Loan given during the year	Loan repaid during the year	As at March 31, 2024	Purpose
Antara Purukul Senior Living Limited	3,037.81	-	3,037.81	-	-	-	-	Operational cash flow requirement
Antara Senior Living Limited	-	-	-	-	3,300.00	-	3,300.00	Operational cash flow requirement
Max Ateev Limited (net of impairment provision)	-	7.63	-	7.63	2.59	10.22	-	Operational cash flow requirement
	3,037.81	7.63	3,037.81	7.63	3,302.59	10.22	3,300.00	

b) Particulars of Guarantee given:

Name of the Entity	As at April 1, 2022	Guarantee agreed to be given during the year	Guarantee discharged during the year	As at March 31, 2023	Guarantee agreed to be given during the year	Guarantee discharged during the year	As at March 31, 2024	Purpose
Antara Senior Living Limited	4,000.00	-	1,774.82	2,225.18	-	2,225.18	-	Collateral security for term loan for Project
	4,000.00	-	1,774.82	2,225.18	-	2,225.18	-	

c) Particulars of Investments made:

Name of the Investee	As at April 1, 2022	Investment made	Investment redeemed / extinguished	As at March 31, 2023	Investment made/ Converted	Investment redeemed / extinguished/ Impairment	As at March 31, 2024	Purpose
Investment in Equity Share Capital								
Max Ateev Limited	4,039.36	-	-	4,039.36	-	-	4,039.36	Strategic investment
Less: Impairment allowance	(3,144.36)	-	-	(3,144.36)	-	(790.59)	(3,934.95)	
Antara Senior Living Limited	800.00	4,686.42	-	5,486.42	9,220.00	-	14,706.42	Strategic investment
Antara Assisted Care Services Limited	1,300.00	-	-	1,300.00	-	-	1,300.00	Strategic investment
Max Skill First Limited	1,022.87	-	-	1,022.87	-	-	1,022.87	Strategic investment
Less: Impairment allowance	(1,022.87)	-	-	(1,022.87)	-	-	(1,022.87)	
Max UK Limited	213.00	-	-	213.00	-	-	213.00	Strategic investment
Less: Impairment allowance	(213.00)	-	-	(213.00)	-	-	(213.00)	
Investment in Preference Share Capital								
Antara Senior Living Limited	51,736.42	1,150.00	(4,686.42)	48,200.00	1,850.00	(9,220.00)	40,830.00	Strategic investment
Less: Impairment allowance	(15,000.00)	-	-	(15,000.00)	-	-	(15,000.00)	
Antara Assisted Care Services Limited	2,850.00	2,550.00	-	5,400.00	10,150.00	-	15,550.00	Strategic investment
Other								
Antara Purukul Senior Living Limited (Corporate guarantee)	470.34	-	-	470.34	-	-	470.34	Strategic investment
Antara Senior Living Limited (ESOPs related)	76.75	89.79	-	166.54	206.28	-	372.82	Strategic investment
Antara Purukul Senior Living Limited (ESOPs related)	-	-	-	-	14.56	-	14.56	Strategic investment
Antara Senior Living Limited (Corporate guarantee)	20.00	4.45	-	24.45	-	-	24.45	Strategic investment
	43,148.51	8,480.66	(4,686.42)	46,942.75	21,440.84	(10,010.59)	58,373.00	

* During the Financial Year 2023-24, the investment in 92,20,000 (Previous year 46,86,417) Zero Coupon Compulsory Convertible Preference Shares (CCPS) of Rs. 100/- each of Antara Senior Living Limited were converted into 9,22,00,000 (Previous year 4,68,64,170) equity shares of Rs. 10/- each.

NOTES TO STANDALONE FINANCIAL STATEMENTS FOR THE YEAR ENDED MARCH 31, 2024*(Amount in INR lakhs unless otherwise stated)*

- d) During the financial year 2023-24, the Company received a sum of Rs. 728.25 lakhs from Max Ateev Limited, a wholly owned subsidiary of the Company against the advance given between FY 2003-04 to FY 2021-22.
- e) During the financial year 2022-23, the Company received a sum of Rs. 450.00 lakhs from Max Skill First Limited (earlier known as Max Healthstaff International Limited), a wholly owned subsidiary of the Company against the advance given between FY 2008-09 to FY 2014-15.

39. EXCEPTIONAL ITEMS.

- a. During FY 2003-04 to FY 2021-22, Max India Limited had provided for diminution in the value of advances given to Max Ateev Limited aggregating to Rs. 728.25 lakhs. As the said advance has been received back by the Company, the Company reversed the provision for impairment by Rs. 728.25 lakhs in current financial year 2023-24 and recorded under Exceptional item.
- b. During the year ended March 31, 2024, the Company has impaired the carrying value of investment in equity shares of Max Ateev Limited by Rs. 790.59 lakhs and recorded under Exceptional item.
- c. During FY 2008-09 to FY 2014-15, erstwhile Max India Limited had provided for diminution in the value of loans given to Max Healthstaff International Limited (now Max Skill First Limited) aggregating to Rs. 1,916.34 lakhs. Out of the said loans, Rs. 450.00 lakhs were received by the Company during FY22-23 and Rs. 50.00 lakhs received in May 2024. Accordingly, the Company reversed the provision for impairment by Rs. 450.00 lakhs in FY 2022-23 and Rs. 50.00 lakhs in FY23-24 and recorded under Exceptional item.

40. CAPITAL REDUCTION

In accordance with the Scheme for Reduction of Capital of the Company, approved by the Hon'ble National Company Law Tribunal, Bench at Mumbai vide order dated June 8, 2022 (certified copy received on July 12, 2022), the Company vide Exit Option Letter dated July 14, 2022, had given option to eligible shareholders of the Company (other than person forming part of promoter and promoter group) as of record date i.e. July 27, 2022, an offer for cancellation of maximum 1,07,57,252 Equity Shares (i.e. 20% of the then existing issued and paid-up capital) of par value of INR 10/- each, for a consideration of INR 85/- per share for the shares tendered and accepted for cancellation. The Exit Offer period started from Friday, August 5, 2022 and closed on Tuesday, August 23, 2022. During the exit Offer period, 1,86,22,675 equity shares were tendered by eligible shareholders for cancellation. The Board of Directors of the Company on August 29, 2022 approved the cancellation of 1,07,57,252 Equity Shares in accordance with the Scheme read with Exit Option Letter. Post cancellation of 1,07,57,252 Equity Shares, the paid-up Equity Share Capital of the Company stands reduced to Rs. 43,02,90,090/- comprising of 4,30,29,009 Equity Shares of INR 10 each fully paid-up as of this date. The Consideration amount of Rs. 91,43,66,420/- was paid to the Eligible Shareholders on September 2, 2022, whose shares were accepted for cancellation. Simultaneously, the unaccepted shares (i.e. 78,65,423 equity shares) were returned to respective shareholders on the same date. Post effectiveness of the Scheme of reduction of capital, the shareholding of the Promoter and Promoter group had increased from 40.89% to 51.11%, without acquisition of any shares.

- 41. In terms of Section 45-IA of the Reserve Bank of India Act, 1934 read with RBI Circular, 2006- 07 / 158 DNBS (PD) C.C. No. 81 / 03.05.002 / 2006-07 dated 19 October, 2006, a Company whose more than 50% of total assets are financial assets and more than 50% of total income is from financial activity as at the last audited balance sheet (referred as Principal Business criteria(PBC)), is said to carry on financial activity as its principal business and hence is required to obtain registration as a Non- Banking Finance Company (NBFC) and thus requires registration under section 45-IA.

Basis the audited financial results of the FY 2022-23 and FY 2023-24, the Company is not meeting the PBC and thus is not required to obtain registration as NBFC under section 45-IA Reserve Bank of India Act, 1934.

NOTES TO STANDALONE FINANCIAL STATEMENTS FOR THE YEAR ENDED MARCH 31, 2024

(Amount in INR lakhs unless otherwise stated)

42. TRADE PAYABLES

Ageing schedule as on 31.03.2024

Particulars	Outstanding for following periods from due date of payment				
	Less than 1 year	1-2 years	2-3 years	More than 3 years	Total
(i) MSME	6.55	-	-	-	6.55
(ii) Others	95.08	-	-	-	95.08
(iii) Disputed dues – MSME	-	-	-	-	-
(iv) Disputed dues – Others	-	-	-	-	-
Total	101.63	-	-	-	101.63

Trade payables

Ageing schedule as on 31.03.2023

Particulars	Outstanding for following periods from due date of payment				
	Less than 1 year	1-2 years	2-3 years	More than 3 years	Total
(i) MSME	14.00	-	-	-	14.00
(ii) Others	152.18	-	-	-	152.18
(iii) Disputed dues – MSME	-	-	-	-	-
(iv) Disputed dues – Others	-	-	-	-	-
Total	166.18	-	-	-	166.18

43. TRADE RECEIVABLES

Ageing schedule as on 31.03.2024

Particulars	Less than 6 months	6 months - 1 year	1-2 years	2-3 years	More than 3 years	Total
(i) Undisputed Trade receivables – considered good	16.75	-	-	-	-	16.75
(ii) Undisputed Trade Receivables – which have significant increase in credit risk	-	-	-	-	-	-
(iii) Undisputed Trade Receivables – credit impaired	-	-	-	-	-	-
(iv) Disputed Trade Receivables – considered good	-	-	-	-	-	-
(v) Disputed Trade Receivables – which have significant increase in credit risk	-	-	-	-	-	-
(vi) Disputed Trade Receivables – credit impaired	-	-	-	-	-	-
	16.75	-	-	-	-	16.75

Trade Receivables

Ageing schedule as on 31.03.2023

Particulars	Less than 6 months	6 months - 1 year	1-2 years	2-3 years	More than 3 years	Total
(i) Undisputed Trade receivables – considered good	61.06	-	-	-	-	61.06
(ii) Undisputed Trade Receivables – which have significant increase in credit risk	-	-	-	-	-	-
(iii) Undisputed Trade Receivables – credit impaired	-	-	-	-	-	-
(iv) Disputed Trade Receivables – considered good	-	-	-	-	-	-
(v) Disputed Trade Receivables – which have significant increase in credit risk	-	-	-	-	-	-
(vi) Disputed Trade Receivables – credit impaired	-	-	-	-	-	-
	61.06	-	-	-	-	61.06

NOTES TO STANDALONE FINANCIAL STATEMENTS FOR THE YEAR ENDED MARCH 31, 2024

(Amount in INR lakhs unless otherwise stated)

44. TRANSACTIONS WITH THE COMPANIES STRUCK OFF UNDER SECTION 248 OF COMPANIES ACT, 2013 OR SECTION 560 OF COMPANIES ACT, 1956. DETAILS ARE AS BELOW:

Name of struck off company	Nature of transactions with struck-off Company	Relationship with the Struck off company, if any, to be disclosed	Balance outstanding as at current period FY 2023-24	Balance outstanding as at previous period FY 2022-23
----------------------------	--	---	---	--

NIL

45. RATIOS

Ratio	Numerator	Denominator	As at March 31, 2024	As at March 31, 2023	Variance
Current Ratio (In times) (1)	Current assets	Current liabilities: Total current liabilities - Current maturities of non-current borrowings and lease obligations	37.43	42.16	-11.21%
Debt - Equity Ratio (In times)	Debt	Shareholder's Equity	NA	NA	
Debt Service Coverage Ratio (In times)	EBITDA	Debt	NA	NA	
Return on Equity (ROE) (In %) (2)	Net Profits after taxes	Average Shareholder's Equity [Equity: Equity share capital + Other equity]	0.14%	1.36%	-89.39%
Trade receivables turnover ratio (In times) (3)	Turnover [Turnover: Rendering of shared services]	Average Trade Receivable	17.99	15.38	16.95%
Trade payables turnover ratio (In times)	Expenses [Expenses: Total Expenses - Finance Cost - Depreciation and Amortisation Expense - Employee Benefit Expenses in respect of Retirement Benefits - Other expenses with respect to Royalty, Rates & Taxes, Provision for Doubtful Debts & Advances, Provision for Impairment and Foreign Exchange Gain/Loss]	Average Trade Payables	5.33	3.99	33.53%
Net capital turnover ratio (In times)	Turnover [Turnover: Total income]	Working Capital	0.17	0.12	49.11%
Net profit ratio (In %)	Net Profit	Turnover [Turnover: Total income]	3.84%	36.82%	-89.57%
Return on capital employed (ROCE) (In %) (4)	Earning before interest and taxes	Capital employed [Equity share capital + Other equity]	0.19%	1.32%	-85.53%
Return on Investment (ROI) (In %)	Income generated from invested funds [Interest income + Profit on sale of current investments + Fair value gain]	Average invested funds in current investments	7.76%	5.63%	37.80%

1) The decrease in Return on Equity, Return on Capital Employed and Net Profit Ratio at March 31, 2024 as compared to March 31, 2023 is primarily due to decrease in profit for the FY 2023-24

NOTES TO STANDALONE FINANCIAL STATEMENTS FOR THE YEAR ENDED MARCH 31, 2024

(Amount in INR lakhs unless otherwise stated)

- 2) The increase in Return on Investment as at March 31, 2024 as compared to March 31, 2023 is primarily due to higher interest rates
- 3) The increase in Net Capital Turnover Ratio as at March 31, 2024 as compared to March 31, 2023 is primarily due to decrease in working capital
- 4) The increase in Trade Payables Turnover Ratio is on account of decrease in Trade Payables as on 31st March, 2024 in comparison to Trade Payables as on 31st March, 2023

46. ADDITIONAL REGULATORY INFORMATION

- i) The title deeds of immovable properties (other than immovable properties where the Company is the lessee and the lease agreements are duly executed in favour of the lessee) disclosed in the standalone financial statements are held in the name of the Company.
- ii) The Company does not have any benami property, where any proceeding has been initiated or pending against the Company for holding any benami property.
- iii) The Company has not traded or invested in Crypto currency or Virtual Currency during the financial year.
- iv) The Company has not advanced or loaned or invested funds to any person(s) or entity(ies), including foreign entities (Intermediaries) with the understanding that the Intermediary shall:
 - (a) directly or indirectly lend or invest in other persons or entities identified in any manner whatsoever by or on behalf of the company (ultimate beneficiaries) or
 - (b) provide any guarantee, security or the like to or on behalf of the ultimate beneficiaries
- v) The Company has not received any fund from any person(s) or entity(ies), including foreign entities (funding party) with the understanding (whether recorded in writing or otherwise) that the Company shall:
 - (a) directly or indirectly lend or invest in other persons or entities identified in any manner whatsoever by or on behalf of the funding party (ultimate beneficiaries) or
 - (b) provide any guarantee, security or the like on behalf of the ultimate beneficiaries.
- vi) The Company has complied with the number of layers prescribed under clause (87) of section 2 of the Act read with the Companies (Restriction on number of Layers) Rules, 2017.
- vii) The Company is not declared wilful defaulter any bank or financial institutions or lender during the year.
- viii) The Company has not created any charges or satisfaction which is yet to be registered with ROC beyond the statutory period.
- ix) The Company does not have any borrowings. Therefore, no returns or statements of current assets are filed by the Company.
- x) The Company has not revalued any of its Property, Plant and Equipment (including Right-of-Use Assets) during the year.
- xi) The Company does not have any such transaction which is not recorded in the books of accounts that has been surrendered or disclosed as income during the year in the tax assessments under the Income Tax Act, 1961. (such as, search or survey or any other relevant provisions of the Income Tax Act, 1961).

47. PAYMENT TO STATUTORY AUDITORS:

Particulars	For the year ended March 31, 2024	For the year ended March 31, 2023
As auditor:		
Fee for Audit (including Limited Review)	18.00	18.00
Reimbursement of expenses	1.10	0.70
Total	19.10	18.70

For and on the behalf of Max India Limited

For **Ravi Rajan & Co LLP**
Chartered Accountants
Firm Registration Number: 009073N/N500320
UDIN: 24514254BKESQV1112

Ravi Gujral
Partner
Membership No.: 514254

Place: Gurugram
Date: May 24, 2024

Rajit Mehta
(Managing Director)
DIN No - 01604819
Place: Gurugram

Sandeep Pathak
(Chief Financial Officer)
Place: Gurugram

Date: May 24, 2024

Niten Malhan
(Director)
DIN No - 00614624
Place: Mumbai

Pankaj Chawla
(Company Secretary)
Place: Gurugram



CONSOLIDATED FINANCIAL STATEMENTS

INDEPENDENT AUDITOR'S REPORT

To the Members of Max India Limited

Report on the Audit of the Consolidated Financial Statements

OPINION

We have audited the accompanying Consolidated Financial Statements of Max India Limited hereinafter referred to as "the Holding Company" and its subsidiaries (the Holding Company and its subsidiaries together referred to as the "Group") and its Joint Ventures comprising of the Consolidated Balance Sheet as at March 31, 2024, and the Consolidated Statement of Profit and Loss (including Other Comprehensive Income), the Consolidated Cash Flows Statement, and the Consolidated Statement of changes in Equity for the year ended on that date, and notes to the Consolidated Ind AS Financial Statements, including a summary of material accounting policies and other explanatory information (hereinafter referred to as the "Consolidated Ind AS Financial Statements").

In our opinion and to the best of our information and according to the explanations given to us, and based on the consideration of reports of other auditors on Separate Ind AS Financial Statements and on the other Financial Information of six (06) Subsidiaries, one (01) Joint Venture and unaudited Standalone Ind AS Financial Statements of one (01) Joint Venture, the aforesaid Consolidated Ind AS Financial Statements give the information required by the Companies Act, 2013 ("the Act") in the manner so required and give a true and fair view in conformity with the Indian Accounting Standards prescribed under section 133 of the Act, ("Ind AS") and other accounting principles generally accepted in India, of the consolidated state of affairs of the Group, and its Joint Ventures as at March 31, 2024 and their consolidated profit, their consolidated total comprehensive income, their consolidated cash flows and the consolidated changes in equity for the year ended on that date.

BASIS FOR OPINION

We conducted our audit of the Consolidated Ind AS Financial Statements in accordance with the Standards on Auditing (SAs), as specified under Section 143(10) of the Act. Our responsibilities under those Standards are further described in

the "Auditor's Responsibilities for the Audit of the Consolidated Ind AS Financial Statements" section of our report. We are independent of the Group and Joint Ventures in accordance with the 'Code of Ethics' issued by the Institute of Chartered Accountants of India ("ICAI") together with the ethical requirements that are relevant to our audit of the Consolidated Ind AS Financial Statements under the provisions of the Act and the Rules made thereunder, and we have fulfilled our other ethical responsibilities in accordance with these requirements and the ICAI's Code of Ethics. We believe that the audit evidence we have obtained is sufficient and appropriate to provide a basis for our audit opinion on the Consolidated Ind AS Financial Statements.

KEY AUDIT MATTERS

Key audit matters are those matters that, in our professional judgment, were of most significance in our audit of the Consolidated Ind AS Financial Statements for the financial year ended March 31, 2024. These matters were addressed in the context of our audit of the Consolidated Ind AS Financial Statements as a whole, and in forming our opinion thereon, and we do not provide a separate opinion on these matters. For the matter below, our description of how our audit addressed the matter is provided in that context. We have determined the matters described below to be the key audit matters to be communicated in our report.

We have fulfilled the responsibilities described in the Auditor's responsibilities for the audit of the Consolidated Ind AS Financial Statements section of our report, including in relation to these matters. Accordingly, our audit included the performance of procedures designed to respond to our assessment of the risks of material misstatement of the Consolidated Ind AS Financial Statements. The results of our audit procedures performed by us and other auditors of components not audited by us, as reported by them in their audit reports furnished to us by the management, including those procedures performed to address the matters below, provide the basis for our audit opinion on the accompanying Consolidated Ind AS Financial Statements.

S. No.	Key Audit Matters	How the matter was addressed in our audit
1.	<p>Evaluation of Related Party Transactions</p> <p>The Group has entered into several transactions with related parties during the FY 2023-24 and same constitute significant part of Group's operating revenue comprising of income from functional support services, rental income, Interest Income and Marketing and Project Fees, Secondment fees, etc. Other expenses include Maintenance charges, reimbursement of expenses, Management service charges etc. incurred w.r.t transactions with related parties. Security Deposits paid/received returned, Refund of Inter Corporate Deposits and sale of Investment in Joint were other related party transactions. (Refer Note No. 38 of accompanying Consolidated Ind AS Financial Statements)</p> <p>Furthermore, for Financial Reporting purposes, Ind AS 24 Related Party disclosure, requires complete and appropriate disclosure of transactions with related parties.</p> <p>We identified related party transactions as a key audit matter because of risks with respect to completeness of disclosures made in the Consolidated Ind AS Financial Statements; noncompliance with statutory regulations governing related party relationships such as the Companies Act 2013 and SEBI Regulations and the judgement involved in assessing whether transactions with related parties are undertaken at arms' length.</p>	<p>Our audit procedures included, among others, the following:</p> <ul style="list-style-type: none"> • Obtained an understanding of the process for identifying related party transactions, performed a walkthrough and evaluated the design of controls related to the risk identified; • Sought and obtained balance confirmation from related parties • Verified that the transactions are approved in accordance with internal procedures including involvement of key personnel at the appropriate level; • Reviewed the supporting documents to evaluate the managements' assertions that the transactions were at arm's length; We evaluated the business rationale of the transactions; • Evaluated the rights and obligations per the terms and conditions of the agreements and assessed whether the transactions were recorded appropriately; • Reviewed whether the management have disclosed relationships and transactions in accordance with Ind AS 24. • Reviewed the Benchmarking Report on transactions undertaken by the Group with the other group entities during the FY 2023-24 from a fair market value and commercial perspective.

INFORMATION OTHER THAN THE CONSOLIDATED IND AS FINANCIAL STATEMENTS AND AUDITOR'S REPORT THEREON

The Holding Company's Board of Directors is responsible for the preparation of the other information. The other information comprises the information included in the Management Discussion and Analysis, Board's Report including Annexures to Board's Report, Business Responsibility and Sustainability Report, Corporate Governance and Shareholder's Information, but does not include the Consolidated Ind AS Financial Statements, standalone financial statements and our auditor's report thereon.

Our opinion on the Consolidated Ind AS Financial Statements does not cover the other information and we do not express any form of assurance conclusion thereon.

In connection with our audit of the Consolidated Ind AS Financial Statements, our responsibility is to read the other information and, in doing so, consider whether the other information is materially inconsistent with the Consolidated Ind AS Financial Statements or our knowledge obtained in the audit or otherwise appears to be materially misstated.

If, based on the work we have performed, we conclude that

there is a material misstatement of this other information, we are required to report that fact. We have nothing to report in this regard.

RESPONSIBILITIES OF MANAGEMENT AND THOSE CHARGED WITH GOVERNANCE FOR THE CONSOLIDATED IND AS FINANCIAL STATEMENTS

The Holding Company's Board of Directors is responsible for the preparation and presentation of these Consolidated Ind AS Financial Statements in terms of the requirements of the Act that give a true and fair view of the consolidated financial position, consolidated financial performance including other comprehensive income, consolidated cash flows and consolidated statement of changes in equity of the Group including its Joint Ventures in accordance with the accounting principles generally accepted in India, including the Indian Accounting Standards (Ind AS) specified under section 133 of the Act read with the companies (Indian Accounting Standards) Rules, 2015, as amended. The respective Board of Directors of the companies included in the Group and of its Joint Ventures are responsible for maintenance of adequate accounting records in accordance with the provisions of the Act for safeguarding of the assets of the Group and of Joint Ventures and for preventing and detecting frauds and other irregularities; selection

and application of appropriate accounting policies; making judgments and estimates that are reasonable and prudent; and design, implementation and maintenance of adequate Internal Financial Controls, that were operating effectively for ensuring the accuracy and completeness of the accounting records, relevant to the preparation and presentation of the Consolidated Financial Statement that give a true and fair view and are free from material misstatement, whether due to fraud or error, which have been used for the purpose of preparation of the Consolidated Ind AS Financial Statements by the Directors of the Holding Company, as aforesaid.

In preparing the Consolidated Ind AS Financial Statements, the respective Board of Directors of the companies included in the Group and of its Joint Ventures are responsible for assessing the ability of the Group and of its Joint Ventures to continue as a going concern, disclosing, as applicable, matters related to going concern and using the going concern basis of accounting unless the respective Board of Directors either intends to liquidate the Company or to cease operations, or has no realistic alternative but to do so.

The respective Board of Directors of the companies included in the Group and of its Joint Ventures are also responsible for overseeing the Financial Reporting process of the Group and of its Joint Ventures.

AUDITOR'S RESPONSIBILITIES FOR THE AUDIT OF THE CONSOLIDATED IND AS FINANCIAL STATEMENTS

Our objectives are to obtain reasonable assurance about whether the Consolidated Ind AS Financial Statements as a whole are free from material misstatement, whether due to fraud or error, and to issue an auditor's report that includes our opinion. Reasonable assurance is a high level of assurance, but is not a guarantee that an audit conducted in accordance with SAs will always detect a material misstatement when it exists. Misstatements can arise from fraud or error and are considered material if, individually or in the aggregate, they could reasonably be expected to influence the economic decisions of users taken on the basis of these Consolidated Ind AS Financial Statements.

As part of an audit in accordance with SAs, we exercise professional judgment and maintain professional scepticism throughout the audit. We also:

- a. Identify and assess the risk of material misstatement of the Consolidated Ind AS Financial Statements, whether due to fraud or error, design and perform audit procedures responsive to those risk, and obtain audit evidence that is sufficient and appropriate to provide a basis for our opinion. The risk of not detecting a material misstatement resulting from fraud is higher than for one resulting from error, as fraud may involve collusion, forgery, intentional omissions,

misrepresentations, or the override of internal control.

- b. Obtain an understanding of internal financial control relevant to the audit in order to design audit procedures that are appropriate in the circumstances. Under section 143(3) (i) of the Companies Act, 2013, we are also responsible for expressing our opinion on whether the Company and its subsidiary companies which are companies incorporated in India, has adequate Internal Financial Control system with reference to consolidated financial statements in place and the operating effectiveness of such controls.
- c. Evaluate the appropriateness of accounting policies used and the reasonableness of accounting estimates and related disclosures made by management.
- d. Conclude on the appropriateness of management's use of the going concern basis of accounting and, based on the audit evidence obtained, whether a material uncertainty exists related to events or conditions that may cast significant doubt on the ability of the Group and Joint Ventures to continue as a going concern. If we conclude that a material uncertainty exists, we are required to draw attention in our auditor's report to the related disclosures in the Consolidated Ind AS Financial Statements or, if such disclosures are inadequate, to modify our opinion. Our conclusions are based on the audit evidence obtained up to the date of our auditor's report. However, future events or conditions may cause the Group and its Joint Ventures to cease to continue as a going concern.
- e. Evaluate the overall presentation, structure and content of the Consolidated Ind AS Financial Statements, including the disclosures, and whether the Consolidated Ind AS Financial Statements represent the underlying transactions and events in a manner that achieves fair presentation.
- f. Obtain sufficient appropriate audit evidence regarding the financial information of the entities within the Group and its Joint Ventures of which we are the independent auditors and whose financial information we have audited, to express an opinion on the Consolidated Ind AS Financial Statements.

Materiality is the magnitude of misstatements in the consolidated financial statements that, individually or in aggregate, makes it probable that the economic decisions of a reasonably knowledgeable user of the consolidated financial statements may be influenced. We consider quantitative materiality and qualitative factors in (i) planning the scope of our audit work and in evaluating the results of our work; and (ii) to evaluate the effect of any identified misstatements in the consolidated financial statements.

We communicate with those charged with governance of the Holding Company and such other entities included in the Consolidated Ind AS Financial Statements of which we are the independent auditors regarding, among other matters, the planned scope and timing of the audit and significant audit findings, including any significant deficiencies in internal financial control that we identify during our audit.

We also provide those charged with governance with a statement that we have complied with relevant ethical requirements regarding independence, and to communicate with them all relationships and other matters that may reasonably be thought to bear on our independence, and where applicable, related safeguards.

From the matters communicated with those charged with governance, we determine those matters that were of most significance in the audit of the Consolidated Ind AS Financial Statements of the current period and are therefore the key audit matters. We describe these matters in our auditor's report unless law or regulation precludes public disclosure about the matters or when, in extremely rare circumstances, we determine that a matter should not be communicated in our report because the adverse consequences of doing so would reasonably be expected to outweigh the public interest benefits of such communication.

OTHER MATTER

- (a) We did not audit the Standalone Ind AS Financial Statements and other Financial Information, in respect of one subsidiary (Max UK Limited), whose Ind AS Financial Statements include total assets of Rs. 107 lakhs as at March 31, 2024, and total revenues of Rs. 90 lakhs and net cash outflows of Rs 8 lakhs for the year ended on that date. These Ind AS financial statement and other financial information have been audited by other auditors, which Standalone Ind AS Financial Statements, other Financial Information and auditor's reports have been furnished to us by the management. Our opinion on the Consolidated Ind AS Financial Statements, in so far as it relates to the amounts and disclosures included in respect of these subsidiaries and our report in terms of sub-sections (3) of Section 143 of the Act, in so far as it relates to the aforesaid subsidiaries, is based solely on the reports of such other auditors.
- (b) The accompanying Consolidated Ind AS Financial Statements also include the Group's share of net profit of Rs. 120 lakhs for the year ended March 31, 2024, as considered in the Consolidated Ind AS Financial Statements, in respect of One (01) Joint venture (Contend Builders Private Limited), whose Standalone Ind AS Financial Statements, other Financial Information have

been audited by other auditors and whose unaudited Standalone Ind AS Financial Statements, other audited Financial Information have been furnished to us by the Management. Our opinion, in so far as it relates amounts and disclosures included in respect of this joint venture, and our report in terms of sub-sections (3) of Section 143 of the Act in so far as it relates to the aforesaid joint venture, is based solely on such audited Standalone Ind AS Financial Statement and other audited Financial Information. In our opinion and according to the information and explanations given to us by the Management, these Standalone Ind AS Financial Statements and other Financial Information are not material to the Group.

- (c) The accompanying Consolidated Ind AS Financial Statements also include the Group's share of net loss of Rs. 12 lakhs for the year ended March 31, 2024, as considered in the Consolidated Ind AS Financial Statements, in respect of One (01) Joint venture (Forum I Aviation Private Limited), whose Standalone Ind AS Financial Statements, other Financial Information have not been audited and whose unaudited Standalone Ind AS Financial Statements, other unaudited Financial Information have been furnished to us by the Management. Our opinion, in so far as it relates amounts and disclosures included in respect of this Joint Venture, and our report in terms of sub-sections (3) of Section 143 of the Act in so far as it relates to the aforesaid Joint Venture, is based solely on such unaudited Standalone Ind AS Financial Statement and other unaudited Financial Information. In our opinion and according to the information and explanations given to us by the Management, these Standalone Ind AS Financial Statements and other Financial Information are not material to the Group. The stake held by the subsidiary in the above mentioned Joint venture was sold during the FY 2023-24.

Our opinion above on the Consolidated Ind AS Financial Statements, and our report on Other Legal and Regulatory Requirements below, is not modified in respect of the above matters with respect to our reliance on the work done and the reports of the other auditors and the Consolidated Ind AS Financial Statements and other Financial Information certified by the Management.

REPORT ON OTHER LEGAL AND REGULATORY REQUIREMENTS

- As required by Section 143(3) of the Act, based on our audit and on the consideration of report of the other auditors on Separate Ind AS Financial Statements and the other Financial Information of subsidiaries, and one (01) Joint Venture, as noted in the 'other matter' paragraph we report, to the extent applicable, that:

- a) We the other auditors whose report we have relied upon have sought and obtained all the information and explanations which to the best of our knowledge and belief were necessary for the purposes of our audit of the aforesaid Consolidated Ind AS Financial Statements;
- b) In our opinion, proper books of account as required by law maintained by the group, including relevant records relating to preparation of the aforesaid Consolidation of the Ind AS Financial Statements have been kept so far as it appears from our examination of those books and reports of the other auditors;
- c) The Consolidated Balance Sheet, the Consolidated Statement of Profit and Loss including the Statement of Other Comprehensive Income, the Consolidated Statement of Changes in Equity and the Consolidated Statement of Cash Flow dealt with by this Report are in agreement with the relevant books of account maintained for the purpose of preparation of the Consolidated Ind AS Financial Statements;
- d) In our opinion, the aforesaid Consolidated Ind AS Financial Statements comply with the Indian Accounting Standards prescribed under section 133 of the Act, read with Companies (Indian Accounting Standards) Rules, 2015, as amended;
- e) On the basis of the written representations received from the directors of the Holding Company as on March 31, 2024 taken on record by the Board of Directors of Holding Company and the reports of the statutory auditors who are appointed under Section 139 of the Act, of its subsidiary companies, and Joint Ventures, none of the directors of the Group's companies, Joint Ventures in India is disqualified as on March 31, 2024 from being appointed as a director in terms of Section 164(2) of the Act;
- f) With respect to the adequacy and the operating effectiveness of such controls of the Internal Financial Controls over Financial Reporting with reference to these Consolidated Ind AS Financial Statements of the Holding Company and its six (06) subsidiary companies, one (01) Joint Venture incorporated in India, refer to our separate Report in **"Annexure A"** to this report.
- g) In our opinion, based on the consideration of reports of other statutory auditors of the six (06) subsidiaries and one (01) Joint Venture incorporated in India, the managerial remuneration for the year ended March 31, 2024 has been paid /provided by the Holding Company, its Subsidiaries and Joint Venture incorporated in India to their directors in accordance with the provisions of section 197 read with Schedule V to the Act;
- h) With respect to the other matters to be included in the Auditor's Report in accordance with Rule 11 of the Companies (Audit and Auditors) Rules, 2014, as amended, in our opinion and to the best of our information and according to the explanations given to us and based on the consideration of the report of the other auditors on Separate Ind AS Financial Statements as also the other Financial Information of the subsidiaries, Joint Ventures, as noted in the 'Other matter' paragraph:
- i. The Consolidated Ind AS Financial Statements disclose the impact of pending litigations on its consolidated financial position of the Group, and Joint Venture in its Consolidated Ind AS Financial Statements. Refer Note 37b to the Consolidated Ind AS Financial Statements;
 - ii. Provision has been made in the Consolidated Ind AS Financial Statements, as required under the applicable law or accounting standards, for material foreseeable losses, if any, on long-term contracts including derivative contracts in respect of such items as it relates to the Group and Joint Ventures and the Group's share of net profit in respect of its Joint Ventures;
 - iii. There has been no delay in transferring amounts, if any, required to be transferred, to the Investor Education and Protection Fund by the Holding Company, its subsidiaries and Joint Ventures incorporated in India and to the extent applicable during the year ended March 31, 2024.
 - iv. (a) The Management has represented that, to the best of its knowledge and belief, no funds have been advanced or loaned or invested (either from borrowed funds or share premium or any other sources or kind of funds) by the Company to or in any other person(s) or entity(ies), including foreign entities ("Intermediaries"), with the understanding, that the Intermediary shall, directly or indirectly lend or invest in other persons or entities identified in any manner whatsoever by or on behalf of the Company ("Ultimate Beneficiaries") or provide any guarantee, security or the like on behalf of the Ultimate Beneficiaries.
 - (b) The Management has represented, that, to the best of its knowledge and belief, no funds have been received by the Company

- from any person(s) or entity(ies), including foreign entities ("Funding Parties"), with the understanding, that the Company shall, directly or indirectly, lend or invest in other persons or entities identified in any manner whatsoever by or on behalf of the Funding Party ("Ultimate Beneficiaries") or provide any guarantee, security or the like on behalf of the Ultimate Beneficiaries.
- (c) Based on the audit procedures performed that have been considered reasonable and appropriate in the circumstances, nothing has come to our notice that has caused us to believe that the representations under sub-clause (i) and (ii) of Rule 11(e), as provided under (a) and (b) above, contain any material mis-statement.
- v. (a) The Company did not declare or paid any dividend during the year and accordingly, reporting under Rule 11(f) of the Companies (Audit and Auditors) Rules 2014 is not applicable.
- (b) No dividend has been declared or paid during the year by its subsidiaries and joint venture companies, incorporated in India and accordingly, reporting under Rule 11(f) of the Companies (Audit and Auditors) Rules 2014 is not applicable.
- vi. (i) Based on our examination which included test checks, performed by us on the Company and its subsidiaries incorporated in India, except for the instances mentioned below, have used accounting software's for maintaining their respective books of account for the financial year ended March 31, 2024 which has a feature of recording audit trail (edit log) facility and the same has operated throughout the year for all relevant transactions recorded in the software's. Further, during the course of audit, we have not come across any instance of the audit trail feature being tampered with.
- (ii) The financial statements of one of the subsidiaries Max UK Limited, not material, have not been audited under the provisions of the Act as of the date of this report. Therefore, we are unable to comment on the reporting requirement under Rule 11(g) of the

Companies (Audit and Auditors) Rules, 2014 in respect of this subsidiary.

2. With respect to the matters specified in clause (xxi) of paragraph 3 and paragraph 4 of the Companies (Auditor's Report) Order, 2020 ("CARO"/ "the Order") issued by the Central Government in terms of Section 143(11) of the Act, according to the information and explanations given to us, and based on the CARO reports issued by us and the auditors of the respective companies included in the consolidated financial statements to which reporting under CARO is applicable, as provided to us by the Management of the Holding, we report that there are no qualifications or adverse remarks by the respective auditors in the CARO reports of the said respective companies included in the consolidated financial statements.

In respect of the following companies included in the consolidated financial statements of the holding, whose audits under section 143 of the Act has not yet been completed, the CARO report as applicable in respect of those entities are not available and consequently have not been provided to us as on the date of this audit report:

Name of the Company	CIN	Nature of relationship
Forum I Aviation Private Limited	U62200DL2004PTC131655	Joint Venture

The Joint Venture (Forum I Aviation Private Limited) was classified as Non – Current Assets held for sale during the FY 2023-24 and accordingly application of equity method Non – Current Assets held for sale since when same was classified as Non – Current Assets held for sale.

For RAVI RAJAN & CO. LLP
Chartered Accountants
(Firm's Registration No. 009073N/N500320)

Ravi Gujral
Partner
(Membership No.514254)
UDIN: 24514254BKESQU9804

Place: Gurugram
Date: 24th May, 2024

ANNEXURE “A” REFERRED IN PARAGRAPH 1 UNDER THE HEADING “REPORT ON OTHER LEGAL AND REGULATORY REQUIREMENTS” OF OUR REPORT OF EVEN DATE ON THE CONSOLIDATED IND AS FINANCIAL STATEMENTS TO THE MEMBERS OF MAX INDIA LIMITED.

REPORT ON THE INTERNAL FINANCIAL CONTROLS WITH REFERENCE TO CONSOLIDATED FINANCIAL STATEMENTS UNDER CLAUSE (I) OF SUB-SECTION 3 OF SECTION 143 OF THE COMPANIES ACT, 2013 (“THE ACT”)

In conjunction with our audit of the Consolidated Ind AS Financial Statements of Max India Limited as of and for the year ended March 31, 2024, we have audited the Internal Financial Controls with reference to consolidated financial statements of Max India Limited (hereinafter referred to as the “Holding Company”) and its subsidiary companies and Joint Ventures, which are companies incorporated in India, as of that date.

MANAGEMENT’S RESPONSIBILITY FOR INTERNAL FINANCIAL CONTROLS

The Board of Directors of the Holding Company, its subsidiary companies and Joint Ventures, which are companies incorporated in India, are responsible for establishing and maintaining Internal Financial Controls based on the Internal Control over Financial Reporting criteria established by the Holding Company considering the essential components of internal control stated in the Guidance Note on Audit of Internal Financial Controls over Financial Reporting issued by the Institute of Chartered Accountants of India. These responsibilities include the design, implementation and maintenance of adequate Internal Financial Controls that were operating effectively for ensuring the orderly and efficient conduct of its business, the safeguarding of its assets, the prevention and detection of frauds and errors, the accuracy and completeness of the accounting records, and the timely preparation of reliable Financial Information, as required under the Companies Act, 2013.

AUDITOR’S RESPONSIBILITY

Our responsibility is to express an opinion on the Company’s Internal Financial Controls with reference to these Consolidated Ind AS Financial Statements based on our audit. We conducted our audit in accordance with the Guidance Note on Audit of Internal Financial Controls Over Financial Reporting (the “Guidance Note”) and the Standard on Auditing, both issued by the Institute of Chartered Accountants of India and deemed to be prescribed under Section 143(10) of the Companies Act, 2013, to the extent applicable to an audit of Internal Financial Controls. Those Standards and the Guidance Note require that

we comply with ethical requirements and plan and perform the audit to obtain reasonable assurance about whether adequate Internal Financial Controls with reference to these Consolidated Ind AS Financial Statements was established and maintained and if such controls operated effectively in all material respects.

Our audit involves performing procedures to obtain audit evidence about the adequacy of the Internal Financial Controls with reference to these Consolidated Ind AS Financial Statements and their operating effectiveness. Our audit of Internal Financial Controls included obtaining an understanding of Internal Financial Controls with reference to these Consolidated Ind AS Financial Statements, assessing the risk that a material weakness exists, and testing and evaluating the design and operating effectiveness of internal control based on the assessed risk. The procedures selected depend on the auditor’s judgment, including the assessment of the risks of material misstatement of the Consolidated Ind AS Financial Statements, whether due to fraud or error.

We believe that the audit evidence we have obtained, and the audit evidence obtained by the other auditors in terms of their reports referred to in Other Matters paragraph below, is sufficient and appropriate to provide a basis for our audit opinion on the Internal Financial Controls with reference to these Consolidated Ind AS Financial Statements.

MEANING OF INTERNAL FINANCIAL CONTROLS WITH REFERENCE TO THESE CONSOLIDATED IND AS FINANCIAL STATEMENTS

A company’s internal financial control with reference to these Consolidated Ind AS Financial Statements is a process designed to provide reasonable assurance regarding the reliability of Financial Reporting and the preparation of Consolidated Ind AS Financial Statements for external purposes in accordance with generally accepted accounting principles. A company’s Internal Financial Control with reference to these Consolidated Ind AS Financial Statements includes those policies and procedures that (1) Pertain to the maintenance of records that, in reasonable detail, accurately and fairly reflect the transactions and dispositions of the assets of the company; (2) provide reasonable assurance that transactions are recorded as necessary to permit preparation of Consolidated Ind AS Financial Statements in accordance with generally accepted

accounting principles, and that receipts and expenditures of the company are being made only in accordance with authorizations of management and directors of the company; and (3) provide reasonable assurance regarding prevention or timely detection of unauthorized acquisition, use, or disposition of the company's assets that could have a material effect on the Consolidated Ind AS Financial Statements.

INHERENT LIMITATIONS OF INTERNAL FINANCIAL CONTROLS WITH REFERENCE TO THESE CONSOLIDATED IND AS FINANCIAL STATEMENTS

Because of the inherent limitations of Internal Financial Controls with reference to these Consolidated Ind AS Financial Statements, including the possibility of collusion or improper management override of controls, material misstatements due to error or fraud may occur and not be detected. Also, projections of any evaluation of the Internal Financial Controls with reference to these Consolidated Ind AS Financial Statements to future periods are subject to the risk that the Internal Financial Control with reference to these Consolidated Ind AS Financial Statements may become inadequate because of changes in conditions, or that the degree of compliance with the policies or procedures may deteriorate.

OPINION

In our opinion, and to the best of our information and according to the explanations given to us, the Holding Company, its six

(06) Subsidiary companies and one (01) Joint Venture, which are companies incorporated in India except the subsidiary Max UK Limited incorporated in United Kingdom, have, maintained in all material respects, adequate Internal Financial Controls System with reference to these Consolidated Ind AS Financial Statements and such Internal Financial Controls with reference to these Consolidated Ind AS Financial Statements were operating effectively as at March 31, 2024, based on the criteria for Internal Financial Control with reference to consolidated financial statements established by the Holding Company considering the essential components of internal control stated in the Guidance Note on Audit of Internal Financial Controls Over Financial Reporting issued by the Institute of Chartered Accountants of India.

For RAVI RAJAN & CO. LLP
Chartered Accountants
(Firm's Registration No. 009073N/N500320)

Ravi Gujral
Partner
(Membership No. 514254)
UDIN: 24514254BKESQU9804

Place: Gurugram
Date: 24th May, 2024

CONSOLIDATED BALANCE SHEET

AS AT MARCH 31, 2024

(Amount in INR lakhs unless otherwise stated)

Particulars	Notes	As at Mar 31, 2024	As at March 31, 2023
ASSETS			
Non-Current Assets			
(a) Property, plant and equipment	3a	7,178.56	7,096.42
(b) Right of Use	3b	4,030.02	1,969.90
(c) Capital work in progress		968.22	-
(d) Investment Property	4	6,762.57	6,815.41
(e) Goodwill		12.13	12.13
(f) Other Intangible Assets	5	1,315.38	24.84
(g) Investment in joint ventures	6a	1,172.54	1,866.91
(h) Financial assets			
(i) Loans	7	2,307.08	4,330.65
(ii) Other financial assets	10	9,679.74	874.17
(i) Non-current tax assets	12	397.39	332.43
(j) Other non-current assets	14	285.64	6,103.57
Total Non-Current Assets		34,109.27	29,426.43
Current assets			
(a) Inventories	11	612.56	5,101.11
(b) Financial assets			
(i) Investments	6b	5,173.42	6,479.56
(ii) Trade receivables	8	494.10	285.65
(iii) Cash and cash equivalents	9	11,603.05	8,872.66
(iv) Bank Balances (other than those classified under Cash & cash equivalent above)	9a	9,298.87	420.27
(v) Loans	7	2.78	-
(vi) Other financial assets	10	3,924.90	23,242.42
(c) Current tax assets	12	709.04	671.71
(d) Other current assets	14	2,506.21	840.15
Total Current Assets		34,324.93	45,913.54
TOTAL ASSETS		68,434.20	75,339.97
EQUITY AND LIABILITIES			
Equity			
(a) Equity share capital	15	4,317.08	4,302.90
(b) Other equity	16	44,917.25	49,907.62
Total equity		49,234.33	54,210.52
Non-current liabilities			
(a) Financial liabilities			
(i) Borrowings	17a	81.89	2,233.70
(ii) Lease liability	36	3,829.04	1,852.95
(iii) Other financial liabilities	19	329.65	16.03
(b) Provisions	20	961.24	782.44
(c) Deferred tax liabilities (net)	13	114.21	100.29

Particulars	Notes	As at Mar 31, 2024	As at March 31, 2023
Total non-current liabilities		5,316.03	4,985.41
Current liabilities			
(a) Financial liabilities			
(i) Borrowings	17b	36.59	7.62
(ii) Lease liability	36	409.02	435.24
(iii) Trade payables	18		
Total outstanding dues of micro enterprises and small enterprises		329.97	57.56
Total outstanding dues of creditors other than micro enterprises and small enterprises		2,024.19	1,032.59
(iv) Other financial liabilities	19	10,271.11	9,620.80
(b) Other current liabilities	21	706.92	4,741.10
(c) Current Tax Liabilities		14.55	217.16
(d) Provisions	20	91.49	31.97
Total Current Liabilities		13,883.84	16,144.04
TOTAL EQUITY AND LIABILITIES		68,434.20	75,339.97

Summary of material accounting policies

2

Notes forming part of the consolidated financial statements

3-49

As per our report of even date

For and on the behalf of Max India Limited

For Ravi Rajan & Co LLP

Chartered Accountants

Firm Registration Number: 009073N/N500320

UDIN: 24514254BKESQU9804

Rajit Mehta

(Managing Director)

DIN No - 01604819

Place : Gurugram

Niten Malhan

(Director)

DIN No - 00614624

Place : Mumbai

Ravi Gujral

Partner

Membership No.: 514254

Place : Gurugram

Date : May 24, 2024

Sandeep Pathak

(Chief Financial Officer)

Place : Gurugram

Date : May 24, 2024

Pankaj Chawla

(Company Secretary)

Place : Gurugram

CONSOLIDATED STATEMENT OF PROFIT AND LOSS

FOR THE PERIOD ENDED MARCH 31, 2024

(Amount in INR lakhs unless otherwise stated)

Particulars	Notes	For the year ended Mar 31, 2024	For the year ended March 31, 2023
Income			
Revenue from operations	22	17,562.71	20,103.34
Other income	23	1,910.79	1,242.15
Total income		19,473.50	21,345.49
Expenses			
Cost of raw material and components consumed	24	1,315.51	447.64
Decrease in inventories of finished goods and work in progress	25	4,496.40	7,924.22
Employee benefits expense	26	7,820.40	5,431.99
Finance costs	28	458.57	622.67
Depreciation and amortisation expense	27	1,015.22	844.53
Legal & Professional expenses	29a	2,164.14	1,633.69
Marketing expenses	29b	1,444.04	616.71
Other expenses	29	5,772.66	3,998.54
Total expenses		24,486.94	21,519.98
Profit/ (Loss) before exceptional items, tax and share of profit/ (loss) of joint ventures		(5,013.44)	(174.49)
Share of profit/ (loss) of joint ventures	33	108.33	(126.38)
Profit/ (Loss) before exceptional items and tax		(4,905.11)	(300.87)
Exceptional items	48	1.63	-
Loss before tax		(4,903.48)	(300.87)
Tax expense :			
Current tax	13	748.66	642.63
Deferred tax	13	16.57	230.74
Income tax adjustment related to earlier years	13	(31.06)	(135.95)
Total tax expense		734.17	737.42
Loss for the year		(5,637.65)	(1,038.29)
Other Comprehensive Income ('OCI')			
Items to be reclassified to the Statement of profit or loss in subsequent year:			
Exchange differences on translation of foreign operations	30	3.81	1.95
Net Other Comprehensive Income to be reclassified to profit or loss in subsequent year		3.81	1.95
Items not to be reclassified to the Statement of profit or loss in subsequent year:			
Re-measurement gains/ (losses) on defined benefit plans	30	(23.18)	25.56
Income tax effect on above	30	2.65	2.80
Net Other Comprehensive Income not to be reclassified to profit or loss in subsequent year		(20.53)	28.36
Other comprehensive income for the year, net of tax		(16.72)	30.31
Total Comprehensive Income for the year		(5,654.37)	(1,007.98)
Loss for the year attributable to			
Equity holders of the parent		(5,637.65)	(1,038.29)
Loss for the year		(5,637.65)	(1,038.29)
Other Comprehensive Income attributable to			
Equity holders of the parent		(16.72)	30.31

Particulars	Notes	For the year ended Mar 31, 2024	For the year ended March 31, 2023
Other Comprehensive Income for the year		(16.72)	30.31
Total comprehensive Loss attributable to			
Equity holders of the parent		(5,654.37)	(1,007.98)
Total Comprehensive Loss for the year		(5,654.37)	(1,007.98)
Earning per share attributable to equity holders of the parent (Rs.) (Face value of Rs. 10/-):	31		
Basic		(13.08)	(2.18)
Diluted		(13.08)	(2.17)

Summary of material accounting policies 2

Notes forming part of the consolidated financial statements 3-49

As per our report of even date

For Ravi Rajan & Co LLP

Chartered Accountants

Firm Registration Number: 009073N/N500320

UDIN: 24514254BKESQU9804

Ravi Gujral

Partner

Membership No.: 514254

Place : Gurugram

Date : May 24, 2024

For and on the behalf of Max India Limited

Rajit Mehta

(Managing Director)

DIN No - 01604819

Place : Gurugram

Sandeep Pathak

(Chief Financial Officer)

Place : Gurugram

Date : May 24, 2024

Niten Malhan

(Director)

DIN No - 00614624

Place : Mumbai

Pankaj Chawla

(Company Secretary)

Place : Gurugram

CONSOLIDATED STATEMENT OF CASH FLOWS

FOR THE YEAR ENDED MARCH 31, 2024

(Amount in INR lakhs unless otherwise stated)

Particulars	Year ended 31.03.2024	Year ended 31.03.2023
A CASH FLOW FROM/ (USED IN) OPERATING ACTIVITIES		
Loss before tax:		
Loss before tax and exceptional items	(4,905.11)	(300.87)
Adjustments for:		
Interest expense	101.41	366.03
Interest cost on Finance Lease	332.24	237.66
Liabilities/provisions no longer required written back	(131.78)	(4.86)
Depreciation and amortisation expense	1,015.22	844.53
Interest Income	(2,478.44)	(2,210.03)
Gain on redemption of Mutual Funds (net)	(314.87)	(365.66)
Employee stock option expense	570.25	221.20
Loss on sale of assets (net)	127.58	26.70
Adjustment on account of Lease termination	(206.30)	-
Fair value gain on financial assets valued at fair value through profit or loss	(118.14)	(261.27)
Effect of change in Foreign currency rate	3.81	1.95
Share of (profit)/ loss of joint ventures	(108.33)	126.38
Debit balances written back	56.92	-
Rental Income from Investment Property	(374.42)	(255.36)
Operating Loss before working capital changes	(6,429.95)	(1,573.61)
Movements in working capital:		
Decrease in inventories (current)	4,488.55	7,934.49
(Increase)/ Decrease in trade receivables (current)	(254.79)	285.34
(Increase)/ Decrease in other financial assets/ other assets (current / non-current)	(5,427.08)	(265.89)
(Increase)/ Decrease in loans (current / non-current)	(2.78)	-
Increase/ (Decrease) in trade payable (current / non-current)	1,264.45	380.80
Increase in provisions (current / non-current)	240.74	91.45
Increase in other financial liabilities/ other liabilities (current / non-current)	940.49	2,699.78
(Decrease) in other current liabilities	(4,034.18)	(2,482.52)
Net cash generated from operations	(9,214.55)	7,069.84
Income Tax (paid)	(1,019.85)	(128.33)
Net cash flow from operating activities (A)	(10,234.40)	6,941.51
B CASH FLOW FROM/ (USED IN) INVESTING ACTIVITIES		
Purchase of Property, Plant and Equipment	(1,906.90)	(366.31)
Addition to Investment property	(27.68)	-
Capital Work-in-progress	(968.22)	-
Proceeds from sale of Property, Plant and Equipment	5.05	57.01
Investments in Mutual Fund	(8,729.46)	(11,064.40)
Proceeds from redemption of Mutual Funds	10,467.66	20,975.14
Proceeds from maturity/ (investment) in Fixed Deposits with maturity more than 3 months	11,013.47	(1,183.96)
Rental income from Investment Property	374.42	255.36
Repayment of loan by/ (loan given to) Joint venture	2,225.18	1,774.82
Proceeds from sale of investment in Joint Venture	804.33	-

Particulars	Year ended 31.03.2024	Year ended 31.03.2023
Interest received	2,606.54	1,958.85
Net cash flow from investing activities (B)	15,864.38	12,406.51
C CASH FLOW FROM/ (USED IN) FINANCING ACTIVITIES		
Payment to shareholders on reduction of Equity Share Capital	-	(9,143.67)
Repayment of borrowings	(2,122.84)	(1,794.99)
Proceeds from issue of share capital (including security premium)	93.46	-
Payment of lease liabilities (Refer Note No. 36)	(769.04)	(548.65)
Interest paid	(101.17)	(366.28)
Net cash (used in) financing activities (C)	(2,899.60)	(11,853.59)
D Net increase / (decrease) in cash and cash equivalents (A+B+C)	2,730.39	7,494.43
E Cash and cash equivalents as at the beginning of the year	8,872.66	1,378.23
Cash and cash equivalents as at the end of the year	11,603.05	8,872.66
Components of Cash and Cash Equivalents		
Cash on hand	7.17	4.16
Balances with scheduled banks		
- On current accounts	282.04	842.50
- Other Bank Balances	11,313.84	8,026.00
Total cash and cash equivalents (Refer Note No. 9)	11,603.05	8,872.66

The above consolidated cash flow statement has been prepared under the "Indirect Method" as set out in Indian Accounting Standard (Ind AS) 7- Statement of Cash Flows.

Summary of material accounting policies 2
Notes forming part of the consolidated financial statements 3-49

As per our report of even date

For and on the behalf of Max India Limited

For Ravi Rajan & Co LLP

Chartered Accountants
Firm Registration Number: 009073N/N500320
UDIN: 24514254BKESQU9804

Rajit Mehta

(Managing Director)
DIN No - 01604819
Place : Gurugram

Niten Malhan

(Director)
DIN No - 00614624
Place : Mumbai

Ravi Gujral

Partner
Membership No.: 514254

Sandeep Pathak

(Chief Financial Officer)
Place : Gurugram

Pankaj Chawla

(Company Secretary)
Place : Gurugram

Place : Gurugram
Date : May 24, 2024

Date : May 24, 2024

CONSOLIDATED STATEMENT OF CHANGES IN EQUITY

FOR THE YEAR ENDED MARCH 31, 2024

(Amount in INR lakhs unless otherwise stated)

A. Equity share capital

FY 2023-24

Balance at the Beginning of the current Reporting Period	Changes in Equity Share Capital Due to Prior Period Error	Restated Balance at the Beginning of the Current Reporting Period	Changes in Equity Share Capital During the current year*	Balance at the End of the Previous Current Period
4,302.90	-	4,302.90	14.18	4,317.08

* Increase in equity share capital due to exercise of ESOPs.

FY 2022-23

Balance at the Beginning of the Previous Reporting Period	Changes in Equity Share Capital Due to Prior Period Error	Restated Balance at the Beginning of the Previous Reporting Period	Changes in Equity Share Capital During the Previous year*	Balance at the End of the Previous Reporting Period
5,378.63	-	5,378.63	(1,075.73)	4,302.90

* Refer Note No. 49

B. Other equity

Particulars	Attributable to the Owners						Total other equity
	Reserves and Surplus				Other Comprehensive Income (OCI)		
	Securities premium	Capital reserve	ESOP reserve	Retained earnings	Foreign Currency Translation Reserve	Other items of OCI	
Balance at the beginning of the previous reporting period FY 22-23	511.35	59,640.73	134.75	(1,664.46)	54.05	82.06	58,758.48
Changes in accounting policy or prior period adjustment	-	-	-	-	-	-	-
Restated balance at the beginning of the previous reporting period	511.35	59,640.73	134.75	(1,664.46)	54.05	82.06	58,758.48
Profit for the year	-	-	-	(1,038.29)	-	-	(1,038.29)
Capital Reduction (Refer Note No. 49)	-	(8,067.94)	-	-	-	-	(8,067.94)
Other comprehensive income (Refer Note No. 30)	-	-	-	-	1.95	28.36	30.31
ESOP recognized during the year	-	-	229.76	-	-	-	229.76
ESOP forfeited during the year	-	-	(4.96)	-	-	-	(4.96)
Adjustment	-	-	-	0.26	-	-	0.26
Balance at the end of previous reporting period/ beginning of current reporting period FY 23-24	511.35	51,572.79	359.55	(2,702.49)	56.00	110.42	49,907.62
Changes in accounting policy or prior period adjustment	-	-	-	-	-	-	-

Particulars	Attributable to the Owners						Total other equity
	Reserves and Surplus				Other Comprehensive Income (OCI)		
	Securities premium	Capital reserve	ESOP reserve	Retained earnings	Foreign Currency Translation Reserve	Other items of OCI	
Restated balance at the end of previous reporting period/ beginning of current reporting period	511.35	51,572.79	359.55	(2,702.49)	56.00	110.42	49,907.62
Profit for the year	-	-	-	(5,639.27)	-	-	(5,639.27)
Other comprehensive income [Refer Note No. 30]	-	-	-	-	3.81	(20.53)	(16.72)
Premium on issue of equity shares during the year	127.69	-	-	-	-	-	127.69
ESOP recognized during the year	-	-	563.44	-	-	-	563.44
ESOP forfeited during the year	-	-	(25.51)	-	-	-	(25.51)
Balance at the end of current reporting period FY 23-24	639.04	51,572.79	897.48	(8,341.76)	59.81	89.89	44,917.25

Summary of material accounting policies

2

Notes forming part of the consolidated financial statements

3-49

As per our report of even date

For and on the behalf of Max India Limited

For Ravi Rajan & Co LLP

Chartered Accountants

Firm Registration Number: 009073N/N500320

UDIN: 24514254BKESQU9804

Rajit Mehta

(Managing Director)

DIN No - 01604819

Place : Gurugram

Niten Malhan

(Director)

DIN No - 00614624

Place : Mumbai

Ravi Gujral

Partner

Membership No.: 514254

Place : Gurugram

Date : May 24, 2024

Sandeep Pathak

(Chief Financial Officer)

Place : Gurugram

Date : May 24, 2024

Pankaj Chawla

(Company Secretary)

Place : Gurugram

1. CORPORATE INFORMATION

The Company was incorporated on January 23, 2019 under the Companies Act, 2013 registered with the Registrar of Companies, Mumbai as a wholly owned subsidiary Company of erstwhile Max India Limited. The Company is authorized, by its Memorandum of Association, inter alia, to carry on the business of providing various services relating to senior living communities and management and consultancy services, shared services, nurturing the learning and development objectives for acquisition of skills and knowledge, including recruitment personnel management in the Company, its affiliates, subsidiaries, joint venture companies and other companies including those with similar objects as that of the Company.

The address of the registered office of the Company is 167, Floor 1, Plot-167A, Ready Money Mansion, Dr. Annie Besant Road, Worli, Mumbai -400018 Maharashtra.

Upon the Composite Scheme of Amalgamation and Arrangement amongst Max India Limited, Max Healthcare Institute Limited, Radiant Life Care Private Limited and the Company and their respective shareholders and creditors ("the Scheme") becoming effective, the Company got engaged in the activities of making, holding and nurturing investments in allied health and associated activities, represented by its subsidiary companies (namely Antara Senior Living Limited along with its subsidiary, Antara Assisted Care Services Limited, Max Skill First Limited, Max Ateev Limited and Max UK Limited), coupled with erstwhile Max India's management consultancy services, its related employees, contracts, assets and liabilities, (collectively referred to as "Allied Health and Associated Activities" and as defined in the Scheme), w.e.f. the Appointed date i.e. February 1, 2019.

Subsequently, the Company issued and allotted 53,786,261 equity shares of Rs 10 each on June 22, 2020 to the shareholders of erstwhile Max India Limited as on the record date i.e. June 15, 2020 and the erstwhile equity share capital of the Company of Rs. 500,000 (comprising 50,000 equity shares of Rs. 10 each) which was fully held by erstwhile Max India Limited was cancelled in terms of the Composite Scheme.

Consequently, the Company ceased to be a subsidiary of Max India Limited with effect from the Effective Date (since dissolved).

The Company obtained a fresh certificate of incorporation on July 1, 2020, subsequent to the change of its name and renamed as Max India Limited. Further, the equity shares of the Company were listed on NSE and BSE with effect

from August 28, 2020.

During the FY 2022-23, 1,07,57,252 Equity Shares were cancelled in accordance with the Scheme for Reduction of Capital of the Company. For details, please refer to Note No. 49.

Under Companies Act, 2013, Group is defined as parent, subsidiaries and joint ventures. For the purpose of these financial statements, the aforesaid definition under Companies Act, 2013 has been considered.

The Company has the following 6 subsidiaries and 2 joint ventures:

- (a) Antara Senior Living Limited
- (b) Antara Purukul Senior Living Limited (held through Antara Senior Living Limited),
- (c) Antara Assisted Care Services Limited,
- (d) Max Skill First Limited,
- (e) Max Ateev Limited, and
- (f) Max UK Limited

Joint Ventures

- (a) Forum I Aviation Private Limited*, and
- (b) Contend Builders Private Limited

* Cease to be Joint Venture effective January 25, 2024.

2. BASIS OF PREPARATION AND PRESENTATION

(a) Statement of Compliance

The consolidated financial statements have been prepared in accordance with Indian Accounting Standards ("Ind AS") as notified by Ministry of Corporate Affairs pursuant to Section 133 of the Companies Act, 2013 ('Act') read with the Companies (Indian Accounting Standards) Rules, 2015 as amended from time to time and other relevant provisions of the Act.

The consolidated financial statements have been prepared on accrual and going concern basis. The accounting policies are applied consistently to all the periods presented in the financial statements. The consolidated financial statements, for the period January 23, 2019 to March 31, 2020, were first financial statements of the group which have been prepared in accordance with Ind AS and restated to include impact of the Scheme.

The Consolidated financial statements for the year ended March 31, 2024 were approved for issue in accordance with the resolution of the Board of Directors on May 24, 2024.

Material Accounting Policies

(b) Basis of measurement

The consolidated financial statements have been prepared on the historical cost convention and on an accrual basis, except for the following material items that have been measured at fair value as required by relevant Ind AS:

- i. Certain financial assets and liabilities measured at amortised cost (refer accounting policy on financial instruments);
- ii. Defined benefit and other long-term employee benefits.
- iii. Assets held for sale – measured at fair value less cost of disposal

Historical cost is generally based on the fair value of the consideration given in exchange for goods and services at the time of their acquisition.

The consolidated financial statements are prepared in Indian Rupees, which is the Group's functional and presentation currency. All amounts have been rounded-off to the nearest (Rs. 00,000) and two decimals thereof, as per the requirement of Schedule III to the Companies Act, 2013, except where mentioned otherwise.

(c) Basis of classifying Assets and Liabilities into Current and Non-Current

The operating cycle is the time between the acquisition of assets for processing and their realisation in cash or cash equivalents.

The Group presents assets and liabilities in Balance Sheet based on current/non-current classification. The Group has presented non-current assets and current assets before equity, non-current liabilities and current liabilities in accordance with Schedule III, Division II of Companies Act, 2013 notified by MCA.

An asset is classified as current when it is:

- a) Expected to be realised or intended to be sold or consumed in normal operating cycle,
- b) Held primarily for the purpose of trading, or
- c) Expected to be realised within twelve months after the reporting period, or
- d) Cash or cash equivalent unless restricted from

being exchanged or used to settle a liability for at least twelve months after the reporting period.

All other assets are classified as non-current.

A liability is classified as current when it is:

- a) Expected to be settled in normal operating cycle,
- b) Held primarily for the purpose of trading,
- c) Due to be settled within twelve months after the reporting period, or
- d) There is no unconditional right to defer the settlement of the liability for at least twelve months after the reporting period.

All other liabilities are classified as non-current.

Deferred tax assets and liabilities are classified as non-current assets and liabilities.

(d) Use of estimates and judgement

In the preparation of the consolidated financial statements, the Group makes judgements in the application of accounting policies; and estimates an assumptions which affects carrying values of assets and liabilities that are not readily apparent from other sources. The estimates and associated assumptions are based on historical experience and other factors that are considered to be relevant. Actual results may differ from these estimates.

Estimates and underlying assumptions are reviewed on an ongoing basis. Revisions to accounting estimates are recognised in the period in which the estimate is revised and future periods affected.

The Group uses the following critical accounting estimates and judgements in preparation of its consolidated financial statements.

Impairment

The Group estimates the recoverable value of the cash generating unit (CGU) based on future cash flows after considering current economic conditions and trends, estimated future operating results and growth rates, anticipated future economic and regulatory conditions and the impact of climate change which may result in a change of current production process given the decarbonisation plan of the Group. The estimated cash flows are developed using internal forecasts. The cash flows are discounted using a suitable discount rate in order to calculate the present value.

Further details of the Group's impairment review and key assumptions are forming part of the consolidated financial statements

(e) Basis of consolidation

The consolidated financial statements relate to Parent company, subsidiaries and joint venture ('Group'). Subsidiary are those entities in which the Parent directly or indirectly, has interest more than 50% of the voting power or otherwise control the composition of the board or governing body so as to obtain economic benefits from activities. The Group controls an entity when the Group is exposed to, or has rights to, variable returns from its involvement with the entity and has the ability to affect those returns through its power to direct the relevant activities of the entity. Subsidiaries are fully consolidated from the date on which control is transferred to the Group. They are deconsolidated from the date that control ceases.

Under Ind AS 111, Joint Arrangements, investments in joint arrangements are classified as either joint operations or joint ventures. The classification depends on the contractual rights and obligations of each investor, rather than the legal structure of the joint arrangement. The consolidated financial statements have been prepared on the following basis:-

- a) The financial statements of the subsidiaries are combined on a line-by-line basis by adding together the like items of assets, liabilities, income and expenses after fully eliminating intra-group balances and intra-group transactions and unrealized profits or losses in accordance with IND AS 110 - 'Consolidated Financial Statements' notified under Section 133 of the Act, read with Companies (Indian Accounting Standards) Rules, 2015 as amended time to time.
- b) Interest in joint ventures are consolidated using equity method as per IND AS 28 - 'Investment in Associates and Joint Ventures'. Under the equity method of accounting, the investments are initially recognised at cost and adjusted thereafter, post-acquisition attributable profit/losses are adjusted in the carrying value of investment upto the Group investment in the joint venture.
- c) In the case of foreign subsidiaries, being non-integral foreign operations, revenue items are consolidated at the average exchange rates prevailing during the year. All assets and

liabilities are converted at rates prevailing at the end of the year. Components of equity are translated at closing rate. Any gain / (Loss) on exchange difference arising on consolidation is recognized in the Foreign Currency Translation Reserve (FCTR).

- d) The consolidated financial statements are prepared using uniform accounting policies for like transactions and other events in similar circumstances and are presented in the same manner as the companies separate financial statements.

(f) Business combinations and Goodwill

Pursuant to the Composite Scheme of Amalgamation and Arrangement amongst erstwhile Max India Limited, Max Healthcare Institute Limited, Radiant Life Care Private Limited and Advaita Allied Health Services Limited ("the Company") under the Companies Act, 2013 ("Composite Scheme") becoming effective on June 1, 2020, the Allied Health and Associated Activities Undertaking as defined under the Composite Scheme was demerged from the erstwhile Max India Limited and vested into the Company with effect from the Appointed Date of the Composite Scheme i.e. February 1, 2019.

The Allied Health and Associated Activities Undertaking as defined under the Composite Scheme included the Investments held by Max India in the following companies-

- Max Bupa Health Insurance Company Limited.
- Antara Senior Living Limited ("ASL").
- Antara Purukul Senior Living Limited held through ASL.
- Antara Assisted Care Services Ltd.
- Pharmax Corporation Limited.
- Max Skill First Limited ("MSFL").
- Max One Distribution and Services Limited held through MSFL.
- Max Ateev Limited.
- Max UK Limited.

Since this was a business combination of entities or businesses under common control, Appendix C of Ind AS 103- Business Combinations became applicable and Pooling of Interest Method was applied.

The pooling of interest method is considered to involve the following:

- (i) The assets and liabilities of the combining entities are reflected at their carrying amounts.
- (ii) No adjustments are made to reflect fair values, or recognise any new assets or liabilities. The only adjustments that are made are to harmonise accounting policies.
- (iii) The financial information in the financial statements in respect of prior periods should be restated as if the business combination had occurred from the beginning of the preceding period in the financial statements, irrespective of the actual date of the combination. However, if business combination had occurred after that date, the prior period information shall be restated only from that date.
 - The consideration for the business combination may consist of securities, cash or other assets. Securities shall be recorded at nominal value. In determining the value of the consideration, assets other than cash shall be considered at their fair values.
 - The balance of the retained earnings appearing in the financial statements of the transferor is aggregated with the corresponding balance appearing in the financial statements of the transferee. Alternatively, it is transferred to General Reserve, if any.
 - The identity of the reserves are preserved and are appearing in the financial statements of the transferee in the same form in which they appeared in the financial statements of the transferor. Thus, for example, the General Reserve of the transferor entity becomes the General Reserve of the transferee, the Capital Reserve of the transferor becomes the Capital Reserve of the transferee and the Revaluation Reserve of the transferor becomes the Revaluation Reserve of the transferee. As a result of preserving the identity, reserves which are available for distribution as dividend before the business combination would also be available for distribution as dividend after the business combination. The difference, if any, between the amount recorded as share capital issued plus any additional consideration in the form of cash or other assets and the amount of

share capital of the transferor is transferred to capital reserve and presented separately from other capital reserves with disclosure of its nature and purpose in the notes.

(g) Investment in Joint Ventures

An associate is an entity over which the Group has significant influence. Significant influence is the power to participate in the financial and operating policy decisions of the investee, but is not control or joint control over those policies.

A joint venture is a type of joint arrangement whereby the parties that have joint control of the arrangement have rights to the net assets of the joint venture. Joint control is the contractually agreed sharing of control of an arrangement, which exists only when decisions about the relevant activities require unanimous consent of the parties sharing control.

The considerations made in determining whether significant influence or joint control are similar to those necessary to determine control over the subsidiaries.

The Group's investments in its Joint Venture are accounted for using the equity method under Ind AS 28 Investments in Associates and Joint Ventures. Under the equity method, the investment in a Joint Venture is initially recognised at cost. The carrying amount of the investment is adjusted to recognise changes in the Group's share of net assets of the associate or joint venture since the acquisition date. Goodwill relating to the Joint Venture is included in the carrying amount of the investment and is not tested for impairment individually.

The statement of profit and loss reflects the Group's share of the results of operations of the associate or joint venture. Any change in OCI of those investees is presented as part of the Group's OCI. In addition, when there has been a change recognised directly in the equity of the associate or joint venture, the Group recognises its share of any changes, when applicable, in the statement of changes in equity. Unrealised gains and losses resulting from transactions between the Group and the associate or joint venture are eliminated to the extent of the interest in the associate or joint venture.

If an entity's share of losses of an associate or a joint venture equals or exceeds its interest in the associate or joint venture (which includes any long

term interest that, in substance, form part of the Group's net investment in the associate or joint venture), the entity discontinues recognising its share of further losses. Additional losses are recognised only to the extent that the Group has incurred legal or constructive obligations or made payments on behalf of the associate or joint venture. If the associate or joint venture subsequently reports profits, the entity resumes recognising its share of those profits only after its share of the profits equals the share of losses not recognised.

The aggregate of the Group's share of profit or loss of an associate and a joint venture is shown on the face of the statement of profit and loss.

The financial statements of the associate or joint venture are prepared for the same reporting period as the Group. When necessary, adjustments are made to bring the accounting policies in line with those of the Group.

After application of the equity method, the Group determines whether it is necessary to recognise an impairment loss on its investment in its associate or joint venture. At each reporting date, the Group determines whether there is objective evidence that the investment in the associate or joint venture is impaired. If there is such evidence, the Group calculates the amount of impairment as the difference between the recoverable amount of the associate or joint venture and its carrying value, and then recognises the loss as 'Share of profit of an associate and a joint venture' in the statement of profit or loss.

Upon loss of significant influence over the associate or joint control over the joint venture, the Group measures and recognises any retained investment at its fair value. Any difference between the carrying amount of the associate or joint venture upon loss of significant influence or joint control and the fair value of the retained investment and proceeds from disposal is recognised in profit or loss"

(h) Property, plant and equipment

1. Property, Plant and equipment including capital work in progress are stated at cost, less accumulated depreciation and accumulated impairment losses, if any. The cost will comprise of purchase price, taxes, duties, freight and other incidental expenses directly attributable and related to acquisition and installation of the concerned assets and are further adjusted

by the amount of GST credit and other credits availed wherever applicable. Recurring repair and maintenance costs are recognized in profit or loss as incurred.

2. Property, plant and equipment not ready for their intended use as on the balance sheet date are disclosed as "Capital work-in-progress". Such items are classified to the appropriate category of property, plant and equipment when completed and ready for their intended Advances given towards acquisition/ construction of property, plant and equipment outstanding at each balance sheet date are disclosed as Capital Advances under "Other non-current assets".
3. Subsequent costs are included in the asset's carrying amount or recognised as a separate asset, as appropriate, only when it is probable that future economic benefits associated with the item will flow to the group and the cost of the item can be measured reliably.
4. An item of property, plant and equipment and any significant part initially recognised is derecognised upon disposal or when no future economic benefits are expected from its use or disposal. Any gain or loss arising on de-recognition of the asset (calculated as the difference between the net disposal proceeds and the carrying amount of the asset) is included in the statement of profit and loss in "other income / (expenses)" when the asset is derecognised when the asset is derecognised.

The residual values, useful lives and methods of depreciation of property, plant and equipment are reviewed at each financial year end and adjusted prospectively, if appropriate.

5. Cost of Tangible Assets, less its residual value, are depreciated to the residual values on a straight-line basis over the estimated useful lives based on technical estimates which are different than those specified by Schedule II to the Companies Act 2013, in order to reflect the actual usage of the assets. Assets residual values and useful lives are reviewed at each financial year end considering the physical condition of the assets and benchmarking analysis or whenever there are indicators for review of residual value and useful life. Estimated useful lives of the assets are as follows:

Asset Type	Estimated Useful Life (In Years)
Building and Investment Property	60 years
Furniture and Fixtures	10 years
Office Equipment	3-5 years
IT Equipment (End user devices, Servers and Networks)	3-6 years
Vehicles	3-10 years
Leasehold Improvement	Amortised over 10 years of life irrespective of lease period or over the lease period
Bio-Medical Equipment	13 years
Horticulture Work	3 years
Medical Equipment- Rental Assets	3 Years

Cost of asset having value of Rs. 5,000 or less written off in the year of acquisition.

The management believes that these estimated useful lives are realistic and reflect fair approximation of the period over which the assets are likely to be used.

(i) Intangible assets

Intangible assets acquired separately are measured on initial recognition at cost. The cost of intangible assets acquired in a business combination is their fair value at the date of acquisition. Following initial recognition, intangible assets are carried at cost less any accumulated amortisation and accumulated impairment losses. Internally generated intangibles, excluding capitalised development costs, are not capitalised and the related expenditure is reflected in profit or loss in the period in which the expenditure is incurred.

Amortization of intangible assets such as software is computed on a straight-line basis, at the rates representing estimated useful life of up to 5 years. The brands and trademarks acquired as part of business combinations normally have a remaining legal life of not exceeding ten years but is renewable every ten years at little cost and is well established.

Intangible assets not ready for their intended use as on the balance sheet date are disclosed as “Intangible assets under development”.

Intangible assets with finite lives are amortised over the useful economic life and assessed for impairment whenever there is an indication that the intangible asset may be impaired. The amortisation period and the amortisation method for an intangible asset with a finite useful life are reviewed at least at the end of each reporting period. Changes in the expected useful life or the expected pattern of consumption of future economic benefits embodied in the asset are considered to modify the amortisation period or method, as appropriate, and are treated as changes in accounting estimates. The amortisation expense on intangible assets with finite lives is recognised in the statement of profit and loss unless such expenditure forms part of carrying value of another asset.

Intangible assets with indefinite useful lives are not amortised, but are tested for impairment annually, either individually or at the cash-generating unit level. The assessment of indefinite life is reviewed annually to determine whether the indefinite life continues to be supportable. If not, the change in useful life from indefinite to finite is made on a prospective basis.

Gains or losses arising from derecognition of an intangible asset are measured as the difference between the net disposal proceeds and the carrying amount of the asset and are recognised in the statement of profit or loss when the asset is derecognised.”

**(j) Investment property
Recognition and initial measurement**

- Investment properties are properties held to earn rentals or for capital appreciation or both. As per Ind AS 40, Investment properties are measured initially at their cost of acquisition, including transaction costs. The cost comprises purchase price, borrowing cost, if capitalization criteria are met and directly attributable cost of bringing the asset to its working condition for the intended use. Any trade discount and rebates are deducted in arriving at the purchase price. When significant parts of the investment property are required to be replaced at intervals, the group depreciates them separately based on their specific useful lives. Subsequent costs are included in the asset's carrying amount or recognised as a separate asset, as appropriate, only when it is probable that future economic benefits associated with the item will flow to the group. All other repair and maintenance costs are recognised in statement

of profit or loss as incurred. The cost includes the cost of replacing parts if the recognition criteria are met.

2. Transfers are made to (or from) investment property only when there is a change in use. For a transfer from investment property to owner-occupied property, the deemed cost for subsequent accounting is the carrying value at the date of change in use.

Subsequent measurement (depreciation and useful lives)

Investment properties are subsequently measured at cost less accumulated depreciation and accumulated impairment losses, if any.

Depreciation on investment properties is provided on the straight-line method over the useful lives of the assets as per Schedule II of the Companies Act, 2013, as amended from time.

Asset Type	Useful life
Building	60 years

De-recognition

Gains or losses arising from derecognition of an intangible asset are measured as the difference between the net disposal proceeds and the carrying amount of the asset and are recognised in the statement of profit or loss when the asset is derecognised.

(k) Leases

Group as a lessee:

The group's lease asset classes primarily consist of leases for Building, Furniture and Investment Properties. The group assesses at contract inception whether a contract is, or contains, a lease. The group enters into lease arrangements for leasing of self-owned Building and Investment Property. A contract is, or contains a lease if the contract conveys the right to control the use of an identified asset for a period of time in exchange of consideration. To assess whether a contract conveys the right to control the use of an asset the group assesses whether:

- (i) The contract involves the use of an identified asset – this may be specified explicitly or implicitly, and should be physically distinct or represent substantially all of the capability of a physical

distinct asset. If the supplier has a substantive substitution right, then the asset is not identified

- (ii) The group has the right to obtain substantially all of the economic benefits from use of the asset throughout the period of use; and
- (iii) The group has the right to direct the use of the asset. The group has this right when it has the decision making rights that are most relevant to changing how and for what purpose the asset is used.

Lease accounting as a Lessee

Initial Recognition

Right of use Asset (ROU)

The group recognises a right-of-use asset and a lease liability at the lease commencement date. At the commencement date, a lessee shall measure the right-of-use asset at cost which comprises initial measurement of the lease liability, any lease payments made at or before the commencement date, less any lease incentives received, any initial direct costs incurred by the lessee; and an estimate of costs to be incurred by the lessee in dismantling and removing the underlying asset, restoring the site on which it is located or restoring the underlying asset to the condition required by the terms and conditions of the lease.

The ROU asset is depreciated as per the depreciation requirements in Ind AS 16 Property, Plant and Equipment

Lease Liability

At the commencement date, a lessee measures the lease liability at the present value of the lease payments that are not paid at that date. The lease payments shall be discounted using the interest rate implicit in the lease, if that rate can be readily determined. If that rate cannot be readily determined, the lessee shall use the lessee's incremental borrowing rate.

Subsequent measurement

Subsequent measurement of the right-of-use asset after the commencement date is at cost model, the value of right-of-use asset is initially measured at cost less accumulated depreciation and any accumulated impairment loss and adjustment for any re-measurement of the lease liability.

The right-of-use asset is depreciated from the commencement date to the earlier of the end of the useful life of the asset or the end of lease term, unless lease transfers ownership of the underlying asset to the group by the end of the lease term or if the cost of the right-of-asset reflects that the group will exercise a purchase option, in such case the group will depreciate asset to the end of the useful life.

Right-of-use asset and lease liability are presented on the face of balance sheet. Depreciation charge on right-to-use is presented under depreciation expense as a separate line item. Interest charge on lease liability is presented under finance cost as a separate line item. Under the cash flow statement, cash flow from lease payments including interest are presented under financing activities. Short-term lease payments, payments for leases of low-value assets and variable lease payments that are not included in the measurement of the lease liabilities are presented as cash flows from operating activities.

Short-term lease and leases of low-value assets

The group has elected not to recognise right-of-use assets and lease liabilities for short- term leases that have a lease term of less than 12 months or less and leases of low-value assets. The Group recognises the lease payments associated with these leases as an expense on a straight-line basis over the lease term. The election for short-term leases shall be made by class of underlying asset to which the right of use relates. A class of underlying asset is a grouping of underlying assets of a similar nature and use in group’s operations. The election for leases for which the underlying asset is of low value can be made on a lease-by-lease basis.

Lease Accounting by lessor

The Group as a lessor need to classify each of its leases either as an operating lease or a finance lease. A lease is classified as a finance lease if it transfers substantially all the risks and rewards incidental to ownership of an underlying asset. A lease is classified as an operating lease if it does not transfer substantially all the risks and rewards incidental to ownership of an underlying asset.

Finance lease

At the commencement date, the lessor will recognise assets held under a finance lease in its balance sheet and present them as a receivable at an amount equal

to the net investment in the lease. Net investment is the discount value of lease receipts net of initial direct costs using the interest rate implicit in the lease. For subsequent measurement of finance leased assets, the group will recognise interest income over the lease period, based on a pattern reflecting a constant periodic rate of return on the group’s net investment in the lease. The group has no arrangement as a Lessor which qualifies to be Finance Lease.

Operating lease

The group recognises lease receipts from operating leases as income on either a straight-line basis or another systematic basis. The Group will recognise costs, including depreciation incurred in earning the lease income as expense.

Effective April 1, 2019, the group adopted Ind AS 116 “Leases”. However, there was no contracts existing on April 1, 2019 and hence there is no impact on the group’s retained earnings.

(I) Impairment of non-financial assets

The group assesses at each reporting date whether there is an indication that an asset may be impaired. If any indication exists, or when annual impairment testing for an asset is required, the group estimates the asset’s recoverable amount. An asset’s recoverable amount is the higher of an asset’s or cash generating units’ (CGUs) fair value less cost of disposal and its value in use. The recoverable amount is determined for an individual asset, unless the asset does not generate cash inflows that are largely independent of those from other assets or group of assets. When the carrying amount of an asset or CGU exceeds its recoverable amount, the asset is considered impaired and is written down to its recoverable amount.

In assessing value in use, the estimated future cash flows are discounted to their present value using a pre-tax discount rate that reflects current market assessments of the time value of money and the risks specific to the asset. In determining net selling price, recent market transactions are taken into account, if available. If no such transactions can be identified, an appropriate valuation model is used. These calculations are corroborated by valuation multiples, quoted share prices for publicly traded companies or other available fair value indicators.

In determining fair value less cost of disposal, recent market transactions are taken into account.

The group bases its impairment calculation on detailed budgets and forecast calculations, which are prepared separately for each of the group's CGUs to which the individual assets are allocated. These budgets and forecast calculations generally cover a period of five years. For longer periods, a long-term growth rate is calculated and applied to project future cash flows after the fifth year. To estimate cash flow projections beyond periods covered by the most recent budgets/forecasts, the group extrapolates cash flow projections in the budget using a steady or declining growth rate for subsequent years, unless an increasing rate can be justified. In any case, this growth rate does not exceed the long-term average growth rate for the products, industries, or country or countries in which the entity operates, or for the market in which the asset is used.

Impairment losses of continuing operations, are recognised in the statement of profit and loss. After impairment, depreciation is provided on the revised carrying amount of the asset over its remaining useful life.

For assets, an assessment is made at each reporting date to determine whether there is an indication that previously recognised impairment losses no longer exist or have decreased. If such indication exists, the group estimates the asset's or CGU's recoverable amount. A previously recognised impairment loss is reversed only if there has been a change in the assumptions used to determine the asset's recoverable amount since the last impairment loss was recognised. The reversal is limited so that the carrying amount of the asset does not exceed its recoverable amount, nor exceed the carrying amount that would have been determined, net of depreciation, had no impairment loss been recognised for the asset in prior years. Such reversal is recognised in the statement of profit or loss unless the asset is carried at a revalued amount, in which case, the reversal is treated as a revaluation increase.

(m) Provisions, Contingent liabilities, Contingent Assets, and Commitments

Provisions

A provision is recognised when the group has a present obligation (legal or constructive) as a result of a past event, it is probable that an outflow of resources embodying economic benefits will be required to settle the obligation and a reliable estimate can be

made of the amount of the obligation. When the group expects some or all of a provision to be reimbursed, for example, under an insurance contract, the reimbursement is recognised as a separate asset, but only when the reimbursement is virtually certain. The expense relating to a provision is presented in the statement of profit and loss net of any reimbursement

If the effect of the time value of money is material, provisions are discounted using a current pre-tax rate that reflects, when appropriate, the risks specific to the liability. When discounting is used, the increase in the provision due to the passage of time is recognised as a finance cost.

Contingent liabilities

Contingent liabilities are disclosed in the notes.

Contingent liabilities are disclosed for

- (1) Possible obligations which will be confirmed only by future events not wholly within the control of the group or
- (2) Present obligations arising from past events where it is not probable that an outflow of resources will be required to settle the obligation or a reliable estimate of the amount of the obligation cannot be made. Contingent assets are not recognised in the consolidated financial statements. However, the same are disclosed in the consolidated financial statements where an inflow of economic benefit is probable

Contingent assets are recognized when the realisation of income is virtually certain, then the related asset is not a contingent asset and its recognition is appropriate. A contingent asset is disclosed where an inflow of economic benefits is probable.

Provisions, contingent liabilities, contingent assets and commitments are reviewed at each reporting date.

(n) Retirement and other Employee Benefits

I. Defined contribution plan

Max India Limited (Parent company) contribute to provident fund through a trust "Max Financial Services Limited Provident Fund Trust" managed by Max Financial Services Limited (erstwhile Max India Limited) whereby amounts determined at a fixed percentage of basic salaries of the

employees are deposited to the trust every month. The benefit vests upon commencement of the employment. The interest rate payable by the trust to the beneficiaries every year is notified by the government and the Group has an obligation to make good the shortfall, if any, between the return from the investments of the trust and the notified interest rate. The Group has obtained actuarial valuation to determine the shortfall, if any, as at the Balance Sheet date. The Group recognises contribution payable to the provident fund as an expense, when the employee renders the related service.

The rest of the companies of the group deposit the contribution to respective Provident Fund Authority.

II. Defined benefit plan

The Group's gratuity fund scheme and post employment benefit scheme are considered as defined benefit plans. The group's liability is determined on the basis of an actuarial valuation using the projected unit credit method as at the balance sheet date.

Remeasurements, comprising of actuarial gains and losses, the effect of the asset ceiling, excluding amounts included in net interest on the net defined benefit liability and the return on plan assets (excluding amounts included in net interest on the net defined benefit liability), are recognized immediately in the Balance Sheet with a corresponding debit or credit to retained earnings through OCI in the period in which they occur. Remeasurements are not reclassified to profit or loss in subsequent periods.

Net interest is calculated by applying the discount rate to the net defined benefit (liabilities/assets). The Group recognized the following changes in the net defined benefit obligation under employee benefit expenses in statement of profit and loss.

- (i) Service cost comprising current service cost, past service cost, gain & loss on curtailments and non routine settlements.
- (ii) Net interest expenses or income.

III. Short term employee benefits

- a. Short term employee benefits that are expected to be settled wholly within 12 months after the end of the period in which the employees render the related service are recognised as an expense at the undiscounted amount in the statement of profit and loss of the year in which the related service is rendered.
- b. Accumulated Compensated absences, which are expected to be settled wholly within 12 months after the end of the period in which the employees render the related service, are treated as short term employee benefits. The Group measures the expected cost of such absences as the additional amount that it expects to pay as a result of the unused entitlement that has accumulated at the reporting date.

IV. Other long-term employee benefits

Benefits under the Group's leave encashment constitute other long term employee benefits.

The group's obligation in respect of leave encashment is the amount of future benefit that employees have earned in return for their service in the current and prior periods; that benefit is discounted to determine its present value. The discount rate is based on the prevailing market yields of Indian government securities as at the reporting date that have maturity dates approximating the terms of the group's obligations. The calculation is performed using the projected unit credit method. Any actuarial gains or losses are recognized in profit or loss in the period in which they arise.

The employees can carry-forward a portion of the un-utilize accrued compensated absences and utilize it in future service periods or receive cash compensation during employment as per policy of the group or on termination of employment. Since the compensated absences do not fall due wholly within twelve months after the end of the period in which the employees render the related service and are also not expected to be utilized wholly within twelve months after the end of such period, the benefit is classified as a long-term employee benefit. The group records an obligation for such compensated absences in the period in which the

employee renders the services that increase this entitlement. The obligation is measured on the basis of independent actuarial valuation using the projected unit credit method.

Re-measurement of employee benefits including actuarial gains and losses are recognized in the balance sheet with a corresponding debit or credit to retained earnings through Statement of Profit and Loss or Other Comprehensive Income in the year of occurrence, as the case may be. Re-measurements are not reclassified to the Statement of Profit and Loss in subsequent.

(o) Financial Instruments – Initial recognition, subsequent measurement and impairment

A financial instrument is any contract that gives rise to a financial asset of one entity and a financial liability or equity instrument of another entity.

(i) Financial Assets

Financial Assets are classified at amortised cost or fair value through Profit or Loss, depending on its business model for managing those financial assets and the assets contractual cash flow characteristics.

For assets measured at fair value, gains and losses will either be recorded in profit or loss. For investments in debt instruments, this will depend on the business model in which the investment is held.

For investments in equity instruments, this will depend on whether the group has made an irrevocable election at the time of initial recognition to account for the equity investment at fair value through other comprehensive income.

The group reclassifies debt investments when and only when its business model for managing these assets changes.

For impairment purposes significant financial assets are tested on an individual basis, other financial assets are assessed collectively in the group that share similar credit risk characteristics.

Measurement

At initial recognition, the group measures a financial asset at its fair value plus, in the case

of a financial asset not at fair value through profit or loss, transaction costs that are directly attributable to the acquisition of the financial asset. Transaction costs of financial assets carried at fair value through profit or loss are expensed in profit or loss.

Investment in Debt instruments

Subsequent measurement of debt instruments depends on the group's business model for managing the asset and the cash flow characteristics of the asset. The Group measures all its Debt instrument either at amortised cost or at fair value through profit or loss.

- **Amortised cost:** Assets that are held for collection of contractual cash flows where those cash flows represent solely payments of principal and interest are measured at amortised cost. Financial assets classified at amortised cost are subsequently measured at amortised cost using the effective interest rate (EIR) method. Amortised cost is calculated by taking into account any discount or premium on acquisition and fees or costs that are an integral part of the EIR. Interest income from these financial assets is included in finance income using the effective interest rate method.
- **Fair value through profit or loss (FVPL):** Any financial asset that does not meet the criteria for classification as at amortized cost or as financial assets at fair value through other comprehensive income, is classified as at financial assets at fair value through profit or loss. Financial assets at fair value through profit or loss are at each reporting date fair valued with all the changes recognized in the statement of profit or loss.

Trade receivables

A receivable is classified as a 'trade receivable' if it is in respect to the amount due from customers on account of services rendered in the ordinary course of business.

The group recognises life time expected credit losses for all trade receivables that do not constitute a financing transaction.

Impairment is made on the expected credit

losses, which are the present value of the cash shortfalls over the expected life of financial assets. The impairment methodology applied depends on whether there has been a significant increase in credit risk. The estimated impairment losses are recognised in a separate provision for impairment and the impairment losses are recognised in the Statement of Profit and Loss within other expenses.

Subsequent changes in assessment of impairment are recognised in provision for impairment and the change in impairment losses are recognised in the Statement of Profit and Loss within other expenses. For foreign currency trade receivable, impairment is assessed after reinstatement at closing rates. Individual receivables which are known to be uncollectible are written off by reducing the carrying amount of trade receivable and the amount of the loss is recognised in the Statement of Profit and Loss within other expenses. Subsequent recoveries of amounts previously written off are credited to other Income Investment in equity instruments

Derecognition

A financial asset (or, where applicable, a part of a financial asset) is primarily derecognised when:

- (a) The rights to receive cash flows from the asset have expired, or
- (b) the group has transferred substantially all the risks and rewards of the asset, or
- (c) the group has neither transferred nor retained substantially all the risks and rewards of the asset, but has transferred control of the asset.

(ii) Financial liabilities and equity instruments

Classification as debt or equity Debt and equity instruments issued by the group are classified as either financial liabilities or as equity in accordance with the substance of the contractual arrangements and the definitions of a financial liability and an equity instrument.

a. Equity instruments

An equity instrument is any contract that evidences a residual interest in the assets of an entity after deducting all of

its liabilities. Equity instruments issued by the parent company are recognised at the proceeds received, net of direct issue costs. Repurchase of the parent company's own equity instruments is recognised and deducted directly in equity. No gain or loss is recognised in the statement of profit and loss on the purchase, sale, issue or cancellation of the parent company's own equity instruments

b. Financial Liabilities

Classification

The group classifies all financial liabilities measured at amortised cost.

Initial recognition and measurement

At initial recognition, all financial liabilities other than fair valued through profit and loss are recognised initially at fair value less transaction costs that are attributable to the issue of financial liability. Transaction costs of financial liability carried at fair value through profit or loss is expensed in profit or loss.

After initial recognition, financial liabilities are subsequently measured at amortized cost using the effective interest rate (EIR) method. Gains and losses are recognized in Statement of Profit and Loss when the liabilities are derecognized as well as through the EIR amortization process Amortized cost is calculated by taking into account any discount or premium on acquisition and fees or costs that are an integral part of the EIR. The EIR amortization is included as finance costs in the Statement of Profit and Loss.

Trade Payables

These amount represents liabilities for goods and services provided to the group prior to the end of financial year which are unpaid. The amounts are unsecured and are usually paid within 90 days of recognition. Trade and other payables are presented as current liabilities unless payment is not due within 12 months after the reporting period. They are recognised initially at fair value and subsequently measured at amortised cost using EIR method.

Derecognition

A financial liability is derecognised when the obligation under the liability is discharged or cancelled or expires. When an existing financial liability is replaced by another from the same lender on substantially different terms, or the terms of an existing liability are substantially modified, such an exchange or modification is treated as the derecognition of the original liability and the recognition of a new liability. The difference in the respective carrying amounts is recognised in the consolidated statement of profit and loss.

Impairment of financial assets

Loss allowance for expected credit losses is recognised for financial assets measured at amortised cost and fair value through other comprehensive income.

For financial assets (apart from trade receivables that do not constitute of financing transaction) whose credit risk has not significantly increased since initial recognition, loss allowance equal to twelve months expected credit losses is recognised. Loss allowance equal to the lifetime expected credit losses is recognised if the credit risk of the financial asset has significantly increased since initial recognition.

Offsetting of financial instruments

Financial assets and financial liabilities are offset and the net amount is reported in the balance sheet if there is a currently enforceable legal right to offset the recognised amounts and there is an intention to settle on a net basis, to realise the assets and settle the liabilities simultaneously.

Financial Guarantee Contracts

Financial guarantee contracts issued by the Group are those contracts that require a payment to be made to reimburse the holder for a loss it incurs because the specified debtor fails to make a payment when due in accordance with the terms of a debt instrument. Financial guarantee contracts are recognised initially as a liability at fair value, adjusted for transaction costs that

are directly attributable to the issuance of the guarantee. Subsequently, the liability is measured at the higher of the amount of loss allowance determined as per impairment requirements of Ind AS 109 and the amount recognised less cumulative amortisation.

In case of Financial guarantee given by the group to third party on behalf of its wholly own subsidiary without taking any sum or consideration (Non-funded financial guarantee) from its subsidiary/ies, present value of notional interest on such guarantee amount is debited to the respective investment of its subsidiary/is and recognized the income on deferred basis periodically.

(p) Cash and cash equivalents

Cash and cash equivalent in the balance sheet comprise cash at banks and on hand, deposits held at call with banks, other short-term highly liquid investments with original maturities of three months or less that are readily convertible to a known amount of cash and are subject to an insignificant risk of changes in value and are held for the purpose of meeting short-term cash commitments.

For the purpose of the statement of cash flows, cash and cash equivalents consist of cash and short-term deposits, as defined above, net of outstanding bank overdrafts as they are considered an integral part of the Group's cash management.

(q) Foreign currency reinstatement

a. Functional and presentation currency

Consolidated financial statements have been presented in Indian Rupees (Rs.), which is the group's functional and presentation currency.

b. Transactions and balances

Transactions in foreign currencies are initially recorded by the group at rates prevailing at the date of the transaction. However, for practical reasons, the Group uses an average rate if the average approximates the actual rate at the date of the transaction.

Foreign exchange gains and losses resulting from the settlement of such transactions and from the translation of monetary assets and liabilities denominated in foreign currencies at the year-

end exchange rates are recognised in statement of profit and loss.

Exchange gain and loss on trade receivable, trade payable and other than financing activities are presented in the statement of profit and loss, as other income and as other expenses respectively. Foreign exchange gain and losses on financing activities to the extent that they are regarded as an adjustment to interest costs are presented in the statement of profit and loss as finance cost and balance gain and loss are presented in statement of profit and loss as other income and as other expenses respectively.

Non-monetary items that are measured in terms of historical cost in a foreign currency are translated using the exchange rates at the dates of the initial transactions. Non-monetary items measured at fair value in a foreign currency are translated using the exchange rates at the date when the fair value is determined. The gain or loss arising on translation of non-monetary items measured at fair value is treated in line with the recognition of the gain or loss on the change in fair value of the item (i.e., translation differences on items whose fair value gain or loss is recognised in OCI or profit or loss are also recognised in OCI or profit or loss, respectively).

Exchange differences arising on monetary items that are designated as part of the hedge of the Group's net investment of a foreign operation. These are recognised in OCI until the net investment is disposed of, at which time, the cumulative amount is reclassified to profit or loss.

Tax charges and credits attributable to exchange differences on those monetary items are also recorded in OCI.

(r) Fair value measurement

The group's accounting policies and disclosures require the measurement of fair values for financial assets and liabilities.

The group has an established control framework with respect to the measurement of fair values. The management regularly reviews significant unobservable inputs and valuation adjustments.

The group measures financial instruments at fair value at each balance sheet date. The group determines fair value based on the price that would be received to sell an asset or paid to transfer a liability

in an orderly transaction between market participants at the measurement date.

When measuring the fair value of a financial asset or a financial liability, the group uses observable market data as far as possible. Fair values are categorised into different levels in a fair value hierarchy based on the inputs used in the valuation techniques as follows:

Level 1: It includes fair value of financial instruments traded in active markets and are based on quoted market prices at the balance sheet date like mutual funds. The mutual funds are valued using the closing net assets value (NAV) as at the balance sheet date.

Level 2: It includes fair value of the financial instruments that are not traded in an active market like over-the-counter derivatives, which is valued by using valuation techniques. These valuation techniques maximise the use of observable market data where it is available and rely as little as possible on the group specific estimates. If all significant inputs required to fair value an instrument are observable then instrument is included in level 2.

Level 3: Inputs for the asset or liability that are not based on observable market data (that is, unobservable inputs). If one or more of the significant inputs is not based on observable market data, the instrument is included in level 3.

For the purpose of fair value disclosures, the group has determined classes of assets and liabilities on the basis of the nature, characteristics and risks of the asset or liability and the level of the fair value hierarchy as explained above.

This note summarises accounting policy for fair value. Other fair value related disclosures are given in the relevant notes.

(s) Revenue recognition

Revenue from contracts with customers is recognised when control of the goods or services are transferred to the customer at an amount that reflects the consideration to which the Group expects to be entitled in exchange for those goods or services. The Group has generally concluded that it is the principal in its revenue arrangements because it typically controls the goods or services before transferring them to the customer.

Operating Revenue from contract with customers

- Revenue from food and beverages, maintenance and club services are recognized upon rendering of service. Sales are net of discounts. Goods service tax is reduced from sales.
- Revenue from club membership is collected upfront either for lifetime or for a specified period. Revenue from membership admission fee is recognized as income on admission of a member. Admission fee collected is non-refundable and non-transferrable. Annual entitlement fee, which entitles the members to the club membership facilities over the agreed membership period, is recognized as income in the year for which it is received.
- Revenues from functional support services are recognized over the period of the contract as and when services are rendered. The Group collects service tax & GST on behalf of the government and, therefore, it is not an economic benefit flowing to the Group. Hence, it is excluded from revenue.
- Revenues from training services are recognized over the period of the contract as and when services are rendered. The Group collects service tax & GST on behalf of the government and, therefore, it is not an economic benefit flowing to the Group. Hence, it is excluded from revenue.

Revenue from leasing activities

- The Group transfers substantially all the risks and benefits of ownership of the asset transferred on finance lease. Any amount received before possession/registration of lease deed to the extent it is related to lease rentals is recognized as revenue in the Statement of Profit & Loss.
- In respect of lease rentals on non-cancellable operating lease, revenue is recognised on a straight-line basis over the lease term and in respect of lease rentals on cancellable operating lease, revenue is recognised on the time proportionate basis as per related agreements.

Revenue from other operating activities

Interest Income

- Interest income is recorded using the effective

interest rate (EIR). EIR is the rate that exactly discounts the estimated future cash payments or receipts over the expected life of the financial instrument or a shorter period, where appropriate, to the gross carrying amount of the financial asset or to the amortised cost of a financial liability. When calculating the effective interest rate, the Group estimates the expected cash flows by considering all the contractual terms of the financial instrument (for example, prepayment, extension, call and similar options) but does not consider the expected credit losses. Interest income is included in finance income in the statement of profit and loss.

- The Group considers in determining the transaction price for the sale of services, whether there are other promises in the contract that are separate performance obligation to which a portion of transaction price needs to be allocated.

Gain on sale of investments: On disposal of an investment, the difference between the carrying amount and net disposal proceeds is recognised to the profit and loss statement.

Contract balances

Trade receivables

A receivable represents the Group's right to an amount of consideration that is unconditional (i.e., only the passage of time is required before payment of the consideration is due). Refer to accounting policies of financial assets for further reference.

Contract liabilities

A contract liability is the obligation to transfer goods or services to a customer for which the Group has received consideration (or an amount of consideration is due) from the customer. If a customer pays consideration before the Group transfers goods or services to the customer, a contract liability is recognised when the payment is made or the payment is due (whichever is earlier). Contract liabilities are recognised as revenue when the Group performs under the contract.

(t) Tax Expense

Tax expense comprises current tax, Income tax adjustment related to earlier years and deferred tax

It is recognised in the consolidated statement of

profit and loss except to the extent that it relates to items recognised directly in equity or in OCI. Any subsequent change in direct tax on items initially recognised in equity or other comprehensive income is also recognised in equity or other comprehensive income, such change could be for change in tax rate.

Current tax and Income tax adjustment related to earlier years

Income tax expenses or credit for the period comprised of tax payable on the current period's taxable income based on the applicable income tax rate, the changes in deferred tax assets and liabilities attributable to temporary differences and to unused tax losses, minimum alternative tax (MAT) and previous year tax adjustments.

The income tax charge or credit including Income tax adjustment related to earlier years is calculated on the basis of the tax law enacted after considering allowances, exemptions and unused tax losses under the provisions of the applicable Income Tax Laws. Current tax assets and current tax liabilities are off set, and presented as net.

Any tax adjustment relating to previous years on account of excess income tax refund/short provision is shown as a separate line item on the face of Statement of Profit and Loss account under the Tax expense as "Income tax adjustment related to earlier years".

Deferred tax

Deferred tax is recognised, using the liability method, on temporary differences arising between the tax base of assets and liabilities and their carrying amounts in the financial statements. Deferred tax is determined using tax rates and laws that have been enacted or substantially enacted by the end of the reporting period and are expected to apply when the related deferred income tax asset is realised or the deferred income tax liability is settled.

(i) Deferred tax liabilities are recognised for all taxable temporary differences and deferred tax assets are recognised for all deductible temporary differences and unused tax losses only if it is probable that future taxable amounts will be available to utilise those temporary differences and losses except:

(a) When the deferred tax liability arises from the initial recognition of goodwill or an

asset or liability in a transaction that is not a business combination and, at the time of the transaction, affects neither the accounting profit nor taxable profit or loss.

(b) In respect of taxable temporary differences associated with investments in interests in joint ventures, when the timing of the reversal of the temporary differences can be controlled and it is probable that the temporary differences will not reverse in the foreseeable future.

(ii) Deferred tax assets are recognised for unused tax losses, unused tax credits and deductible temporary differences to the extent there is convincing evidence that sufficient taxable profit will be available against which such deferred tax asset can be realised except:

(a) When the deferred tax asset relating to the deductible temporary difference arises from the initial recognition of an asset or liability in a transaction that is not a business combination and, at the time of the transaction, affects neither the accounting profit nor taxable profit or loss.

(b) In respect of deductible temporary differences associated with investments in interests in joint ventures, deferred tax assets are recognised only to the extent that it is probable that the temporary differences will reverse in the foreseeable future and taxable profit will be available against which the temporary differences can be utilised.

(iii) Deferred tax assets are reviewed at each reporting date and are reduced to the extent that it is no longer probable that the related tax benefit will be realised; such reductions are reversed when the probability of future taxable profits improves. Unrecognised deferred tax assets are reassessed at each reporting date and recognised to the extent that it has become probable that future taxable profits will be available against which they can be used.

(iv) Deferred tax assets and deferred tax liabilities are offset if a legally enforceable right exists to set off current tax assets against current tax liabilities and the deferred taxes relate to the same taxable entity and the same taxation authority.

Deferred tax relating to items recognised outside profit or loss is recognised outside profit or loss (either in other comprehensive income or in equity). Deferred tax items are recognised in correlation to the underlying transaction either in OCI or directly in equity.

(u) Earnings per share

Basic earnings per share are calculated by dividing the net profit or loss for the period attributable to equity shareholders (after deducting preference dividends and attributable taxes) by the weighted average number of equity shares outstanding during the period.

Diluted earnings per share is computed using the net profit for the year attributable to the shareholder and weighted average number of equity and potential equity shares outstanding during the year including share options, if any, except where the result would be anti-dilutive.

Potential equity shares that are converted during the year are included in the calculation of diluted earnings per share, from the beginning of the year or date of issuance of such potential equity shares, to the date of conversion.

If potential equity shares converted into equity shares increases the earnings per share, then they are treated as anti-dilutive and anti-dilutive earning per share is computed.

(v) Share-based payments

Employees of the Group receive remuneration in the form of share based payment transaction, whereby employees render services as a consideration for equity instruments (equity- settled transactions).

Equity-settled transactions

The cost of equity-settled transactions is determined by the fair value at the date when the grant is made using an appropriate valuation model.

That cost is recognized, together with a corresponding increase in share-based payment (SBP) reserves in equity, over the period in which the performance and/or service conditions are fulfilled in employee benefits expense. The cumulative expense recognized for equity-settled transactions at each reporting date

until the vesting date reflects the extent to which the vesting period has expired and the Group's best estimate of the number of equity instruments that will ultimately vest. The statement of profit and loss expense or credit for a period represents the movement in cumulative expense recognized as at the beginning and end of that period and is recognized in employee benefits expense.

Service and non-market performance conditions are not taken into account when determining the grant date fair value of awards, but the likelihood of the conditions being met is assessed as part of the Group's best estimate of the number of equity instruments that will ultimately vest. Market performance conditions are reflected within the grant date fair value. Any other conditions attached to an award, but without an associated service requirement, are considered to be non-vesting conditions. Non-vesting conditions are reflected in the fair value of an award and lead to an immediate expensing of an award unless there are also service and/or performance conditions.

No expense is recognized for awards that do not ultimately vest because non-market performance and/or service conditions have not been met. Where awards include a market or non-vesting condition, the transactions are treated as vested irrespective of whether the market or non-vesting condition is satisfied, provided that all other performance and/or service conditions are satisfied.

When the terms of an equity-settled award are modified, the minimum expense recognized is the expense had the terms had not been modified, if the original terms of the award are met. An additional expense is recognized for any modification that increases the total fair value of the share-based payment transaction, or is otherwise beneficial to the employee as measured at the date of modification. Where an award is cancelled by the entity or by the counterparty, any remaining element of the fair value of the award is expensed immediately through profit or loss.

The dilutive effect of outstanding options is reflected as additional share dilution in the computation of diluted earnings per share.

(w) Non-current assets held for sale/ distribution to owners and discontinuing operations

The Group classifies non-current assets and disposal groups as held for sale/ distribution to owners as per

Ind AS 105 if their carrying amounts will be recovered principally through a sale/ distribution rather than through continuing use. Actions required to complete the sale/ distribution should indicate that it is unlikely that significant changes to the sale/ distribution will be made or that the decision to sell/ distribute will be withdrawn. Management must be committed to the sale/ distribution expected within one year from the date of classification.

For these purposes, sale transactions include exchanges of non-current assets for other non-current assets when the exchange has commercial substance. The criteria for held for sale/ distribution classification is regarded met only when the assets or disposal group is available for immediate sale/ distribution in its present condition, subject only to terms that are usual and customary for sales/ distribution of such assets (or disposal groups), its sale/ distribution is highly probable; and it will genuinely be sold, not abandoned. The group treats sale/ distribution of the asset or disposal group to be highly probable when:

- The appropriate level of management is committed to a plan to sell the asset (or disposal group),
- An active programme to locate a buyer and complete the plan has been initiated (if applicable),
- The asset (or disposal group) is being actively marketed for sale at a price that is reasonable in relation to its current fair value,
- The sale is expected to qualify for recognition as a completed sale within one year from the date of classification, and
- Actions required to complete the plan indicate that it is unlikely that significant changes to the plan will be made or that the plan will be withdrawn.

Non-current assets held for sale/for distribution to owners and disposal groups are measured at the lower of their carrying amount and the fair value less costs to sell/ distribute. Assets and liabilities classified as held for sale/ distribution are presented separately in the balance sheet.

Property, plant and equipment and intangible assets once classified as held for sale/ distribution to owners are not depreciated or amortised.

A disposal group qualifies as discontinuing operation if it is a component of an entity that either has been disposed of, or is classified as held for sale, and:

- Represents a separate major line of business or geographical area of operations,
- Is part of a single co-ordinated plan to dispose of a separate major line of business or geographical area of operations.

Discontinuing operations are excluded from the results of continuing operations and are presented as a single amount as profit or loss after tax from discontinuing operations in the statement of profit and loss.

Additional disclosures are provided in Note 33. All other notes to the financial statements mainly include amounts for continuing operations, unless otherwise mentioned.”

(x) Borrowing Cost

Borrowing cost includes interest expense as per effective interest rate [EIR]. Borrowing costs directly attributable to the acquisition, construction or production of an asset that necessarily takes a substantial period of time to get ready for its intended use or sale are capitalized as part of the cost of the asset until such time that the assets are substantially ready for their intended use. All other borrowing costs are expensed in the period in which they occur. Borrowing costs consist of interest and other costs that an entity incurs in connection with the borrowing of funds. Borrowing cost also includes exchange differences to the extent regarded as an adjustment to the borrowing costs.

Inventories

Inventories are valued at lower of cost and net realisable value. Cost incurred in bringing each product to its present condition and location are accounted for as follows -

- i) Raw material and stores & spares** - Cost includes cost of purchase and other costs incurred in bringing the inventories to their present location and condition. Cost is determined using the weighted average method.
- ii) Finished goods and work in progress (relating to finance lease)** - Assets held for financial lease are valued at lower of cost and net realisable

value. Cost includes cost of land, direct materials and services including labour and a portion of direct overheads including borrowing costs. Cost is determined using average method.

(y) Events after reporting date

Where events occurring after the balance sheet date provide evidence of conditions that existed at the end of the reporting period, the impact of such events is adjusted with the Consolidated financial statements. Otherwise, events after the balance sheet date of material size or nature are only disclosed.

(z) Goods and services tax input credit

Input tax credit is accounted for in the books in the period in which the underlying goods or service or both are procured or received.

(aa) Segment Reporting

As per Ind AS-108 'Operating Segments', if a financial report contains both the consolidated financial statements of a parent that is within the scope of Ind AS-108 as well as the parent's separate financial statements, segment information is required only in the consolidated financial statements. Accordingly, information required to be presented under Ind AS-108 Operating Segments has been given in the consolidated financial statements.

There are three reportable Segments as identified by Chief Operating Decision Maker (CODM) and the residual business is classified as Others.

- Business Investments
- Senior Living
- Others

(ab) Cash Flow Statement

Cash flows are reported using indirect method, whereby Profit/(loss) after tax reported under Statement of Profit and loss is adjusted for the effects of transactions of non-cash nature and any deferrals or accruals of past or future cash receipts or payments. The cash flows from operating, investing and financing activities of the group are segregated based on available information.

(ac) Standards issued but not yet effective Ministry of Corporate Affairs ("MCA") notifies new standard or amendments to the existing standards under Companies (Indian Accounting Standards) Rules as issued from time to time. No new amendments to Ind AS has been notified by the Ministry of Corporate Affairs ("MCA") during the current financial year.

NOTES TO CONSOLIDATED FINANCIAL STATEMENTS FOR THE YEAR ENDED MARCH 31, 2024

(Amount in INR lakhs unless otherwise stated)

3a. PROPERTY, PLANT & EQUIPMENT

Particulars	Freehold land	Building	Plant and Machinery	Computers and data processing units	Office equipments	Leasehold improvements	Furniture & Fixtures	Vehicles	Total
Gross block									
As at April 01, 2022	1,923.77	8,211.71	1,056.04	242.03	201.59	392.45	1,183.49	250.23	13,461.30
Additions	-	-	59.95	28.15	57.49	60.94	31.70	119.49	357.72
Deletions	-	-	10.33	10.48	3.56	51.82	2.39	35.23	113.81
As at March 31, 2023	1,923.77	8,211.71	1,105.65	259.70	255.52	401.57	1,212.80	334.49	13,705.20
Additions	-	-	47.86	112.14	48.08	93.72	92.95	161.24	555.99
Deletions	-	-	3.81	19.37	16.02	163.35	3.00	11.06	216.61
As at March 31, 2024	1,923.77	8,211.71	1,149.70	352.47	287.58	331.94	1,302.75	484.67	14,044.58
Accumulated Depreciation									
As at April 01, 2022	-	4,241.74	774.99	121.16	129.10	49.47	903.15	117.70	6,337.31
Additions	-	62.48	49.18	49.05	28.20	33.23	44.00	35.46	301.61
Deletions	-	-	1.85	4.88	1.50	7.43	1.04	13.43	30.13
As at March 31, 2023	-	4,304.22	822.32	165.33	155.80	75.27	946.11	139.73	6,608.78
Additions	-	62.48	52.03	57.80	32.31	39.32	47.07	50.22	341.23
Deletions	-	-	1.74	17.45	13.41	38.53	2.61	10.25	83.99
As at March 31, 2024	-	4,366.70	872.61	205.68	174.70	76.06	990.57	179.70	6,866.02
Net block									
As at April 01, 2022	1,923.77	3,969.97	281.05	120.87	72.49	342.98	280.34	132.53	7,123.99
As at March 31, 2023	1,923.77	3,907.49	283.34	94.37	99.71	326.30	266.69	194.76	7,096.42
As at March 31, 2024	1,923.77	3,845.01	277.10	146.79	112.87	255.88	312.18	304.97	7,178.56

3b. RIGHT-OF-USE ASSETS

Particulars	Building	Furniture	Total
As at April 01, 2022	2,291.51	80.37	2,371.88
Additions	739.67	-	739.67
Deletions	333.75	-	333.75
As at March 31, 2023	2,697.43	80.37	2,777.80
Additions	3,422.62	-	3,422.62
Deletions	1,652.79	-	1,652.79
As at March 31, 2024	4,467.26	80.37	4,547.63
Accumulated Depreciation			
As at April 01, 2022	530.72	11.16	541.88
Additions	419.31	-	419.31
Deletions	153.29	-	153.29
As at March 31, 2023	796.74	11.16	807.90
Additions	533.10	-	533.10
Deletions	823.39	-	823.39
As at March 31, 2024	506.45	11.16	517.61
Net block			
As at April 01, 2022	1,760.80	69.20	1,830.00
As at March 31, 2023	1,900.70	69.20	1,969.90
As at March 31, 2024	3,960.82	69.20	4,030.02

The Group in the earlier years had entered into an agreement wherein it had taken a freehold property on lease. The said agreement was renewed in FY 2022-23 for a period of 3 years. Addition in FY 2023-24 represents the lease arrangement entered into by the group for Gurugram office. This is being classified as finance lease in terms of Ind AS 116. Accordingly, the Group recognised Right-of-use Assets and lease liability at the lease commencement date.

NOTES TO CONSOLIDATED FINANCIAL STATEMENTS FOR THE YEAR ENDED MARCH 31, 2024

(Amount in INR lakhs unless otherwise stated)

4. INVESTMENT PROPERTY (AT COST)

Particulars	Building
Gross block	
As at April 01, 2022	7,229.86
Additions	-
Deletions	-
As at March 31, 2023	7,229.86
Additions	61.68
Deletions	-
As at March 31, 2024	7,291.54
Accumulated Depreciation	
As at April 01, 2022	299.85
Additions	114.60
Deletions	-
As at March 31, 2023	414.45
Additions	114.52
Deletions	-
As at March 31, 2024	528.97
Net block	
As at April 01, 2022	6,930.01
As at March 31, 2023	6,815.41
As at March 31, 2024	6,762.57

- i) Investment property consists of two independent floors (L19 and L20) at Max Towers (Commercial building), Noida, U.P. The investment properties are being depreciated equally over their estimated useful life considered as 60 years.
- ii) Additions in Investment property during FY 2023-24 include furnishing, renovation and project fees pertaining to L-20 property amounting to Rs.61.68 lakhs for the purpose of letting out to other entities.

(i) Amount recognised in Statement of profit and loss for Investment property

Particulars	For the year ended Mar 31, 2024	For the year ended March 31, 2023
Rental income	374.42	255.36
Less: Direct operating expenses (including repairs and maintenance) on property generating rental income	-	11.26
Less: Direct operating expenses (including repairs and maintenance) on property not generating rental income	9.95	11.37
Profit/ (loss) arising from investment properties before depreciation and indirect expenses	364.47	232.73
Less: Depreciation on Investment property	114.52	114.60
Profit/ (loss) arising from investment property before indirect expenses	249.95	118.13
Less: Indirect expenses	-	-
Profit/ (loss) arising from investment property after indirect expenses	249.95	118.13

(ii) Contractual obligation:

There is no contractual obligations at reporting date to purchase, construct or develop the investment property or for its repair, maintenance or enhancements.

NOTES TO CONSOLIDATED FINANCIAL STATEMENTS FOR THE YEAR ENDED MARCH 31, 2024

(Amount in INR lakhs unless otherwise stated)

(iii) Leasing arrangements:

Minimum lease receivable under non-cancellable operating leases of investment properties are as follows, if any:

Particulars	For the year ended Mar 31, 2024	For the year ended March 31, 2023
Within one year	542.95	456.16
Later than one year but not later than 3 years	1,027.31	671.60
Later than 3 years	1,037.26	888.21
Total	2,607.52	2,015.97

(iv) Restriction on realisability, remittance of income and proceeds on disposal of Investment Property:

There is no restriction on realisability, remittance of income and proceed of disposal of recognised investment property (except the mortgage clause given in clause (v)).

(v) Mortgage in favour of Subsidiary

There was outstanding Term Loan of Rs. 2,225.18 lakhs for the year ended 31st March, 2023, together with interest, additional interest, further interest, liquidated damages, costs, charges, expenses and all other monies whatsoever borrowed by Antara Senior Living Limited which is secured by way of equitable mortgage of immovable property comprising 3 (three) floors admeasuring 60,561 square ft situated at Noida, owned by the company. Out of the above said floors, 1 floor is classified as Building. The loan amount was payable in installments and scheduled for full repayment in FY 2025-26.

The said Loan was fully repaid in the FY 2023-24 ahead of its scheduled repayment as referred above.

(vi) Fair Value:

The Fair value of investment property has been determined by external, independent property valuers, having appropriate recognised professional qualification and recent experience in the location and category of the property being valued. The Fair Value of both the Investment Properties as per the Report of an Independent valuer, dated 23rd May, 2024 is Rs. 6,550 lakhs. The Fair value has been arrived using discounted cash flow projections based on reliable estimates of future cash flows considering growth in rental of 15% every 3 years.

The carrying value of investment property also includes Stamp duty charges, Registration charges and GST amounting to Rs. 1,092.00 lakhs incurred in FY 2019-20 and furnishing cost of Rs. 367.93 lakhs and Rs. 61.68 lakhs incurred in FY 2021-22 and FY 2023-24 respectively.

5. OTHER INTANGIBLE ASSETS (INCLUDING UNDER DEVELOPMENT)

Particulars	Intangible assets (Computer software)
Gross block	
As at April 01, 2022	199.48
Additions	8.56
Deletions	-
As at March 31, 2023	208.04
Additions	1,316.91
Deletions	22.12
As at March 31, 2024	1,502.83
Accumulated Amortisation	
As at April 01, 2022	174.18
Additions	9.02
Deletions	-
As at March 31, 2023	183.20
Additions	26.37

NOTES TO CONSOLIDATED FINANCIAL STATEMENTS FOR THE YEAR ENDED MARCH 31, 2024

(Amount in INR lakhs unless otherwise stated)

Particulars	Intangible assets (Computer software)
Deletions	22.12
As at March 31, 2024	187.45
Net block	
As at April 01, 2022	25.30
As at March 31, 2023	24.84
As at March 31, 2024	1,315.38

Impairment testing of goodwill and other intangibles

Goodwill and intangible assets that have an indefinite useful life are not subject to amortisation and are tested annually for impairment, or more frequently if events or changes in circumstances indicate that they might be impaired. Other assets are tested for impairment whenever events or changes in circumstances indicate that the carrying amount may not be recoverable. An impairment loss is recognised for the amount by which the asset's carrying amount exceeds its recoverable amount. The recoverable amount is the higher of an asset's fair value less cost of disposal and value in use. For the purposes of assessing impairment, assets are grouped at the lowest levels for which there are separately identifiable cash inflows which are largely independent of the cash inflows from other assets or groups of assets (cash-generating units). Non-financial assets other than goodwill that suffered an impairment are reviewed for possible reversal of the impairment at the end of each reporting period.

Goodwill is not amortised but it is tested for impairment annually, or more frequently if events or changes in circumstances indicate that it might be impaired, and is carried at cost less accumulated impairment losses. Gains and losses on the disposal of an entity include the carrying amount of goodwill relating to the entity sold.

Goodwill is allocated to cash-generating units for the purpose of impairment testing. The allocation is made to those cash-generating units or groups of cash-generating units that are expected to benefit from the business combination in which the goodwill arose. The units or groups of units are identified at the lowest level at which goodwill is monitored for internal management purposes, which in our case are the operating segments. During the year Group has done the impairment assessment of Goodwill and intangibles (including those appearing in the subsidiaries and joint ventures) and have concluded that there is no impairment in value of goodwill and intangible assets as appearing in the consolidated financial statements.

6a. INVESTMENTS IN JOINT VENTURES

Particulars	Current		Non-Current	
	March 31, 2024	March 31, 2023	March 31, 2024	March 31, 2023
Investments in joint ventures accounted under equity method (Refer Note No. 33)				
Contend Builders Private Limited 1 Equity share of INR 10 each fully paid up	-	-	1,172.54	1,052.11
Forum I Aviation Limited Nil (March 31, 2023: 74,87,251) Equity shares of INR 10 each fully paid up (Refer Note No. 48)	-	-	-	814.80
Total	-	-	1,172.54	1,866.91

NOTES TO CONSOLIDATED FINANCIAL STATEMENTS FOR THE YEAR ENDED MARCH 31, 2024

(Amount in INR lakhs unless otherwise stated)

6b. OTHER INVESTMENTS

Particulars	Current		Non-Current	
	March 31, 2024	March 31, 2023	March 31, 2024	March 31, 2023
Mutual funds (Valued at fair value through profit or loss unless stated otherwise)				
Unquoted mutual funds				
<i>Aditya Birla Sun Life Money Manager Fund - Growth - Direct Plan</i>				
479,946 (March 31, 2023: 451,903) units of INR 100 each fully paid	1,635.61	1,428.89	-	-
<i>Bandhan Liquid Fund - Direct Plan Growth</i>				
Nil (March 31, 2023: 325) units of INR 1,000 each fully paid	-	8.83	-	-
<i>ICICI Prudential Money Market Fund Option - Direct Plan - Growth</i>				
20,191 (March 31, 2023: 248,268) units of INR 100 each fully paid	70.51	805.15	-	-
<i>Kotak Money Market Scheme - (Growth) - Direct</i>				
Nil (March 31, 2023: 6,297) units of INR 1,000 each fully paid	-	241.07	-	-
<i>ABSL Liquid Fund- Direct growth plan</i>				
9,435 (March 31, 2023: 9,435) units of INR 100 each fully paid	36.77	34.26	-	-
<i>Axis Money Market Fund -Direct Plan Growth</i>				
44,386 (March 31, 2023: 44,514) units of INR 1,000 each fully paid	582.34	542.01	-	-
<i>Tata Money Market Fund - Direct Fund Growth</i>				
485 (March 31, 2023: Nil) units of INR 1,000 each fully paid	21.19	-	-	-
<i>Axis Liquid fund - Direct growth</i>				
41,535 (March 31, 2023: 52,532) units of INR 1,000 each fully paid	1,114.70	1,313.78	-	-
<i>HDFC Money Market Fund - Direct Plan - Growth Option</i>				
20,003 (March 31, 2023: Nil) units of INR 1000 each fully paid	1,060.17	-	-	-
<i>UTI MMF - Direct Plan - Growth Option</i>				
Nil (March 31, 2023: 39,367) units of INR 1,000 each fully paid	-	1,037.26	-	-
<i>Baroda BNP Paribas Liquid Fund - Direct Plan Growth</i>				
Nil (March 31, 2023: 39,898) units of INR 1,000 each fully paid	-	1,035.53	-	-
<i>Nippon India Money Market Fund - Direct Plan Growth Plan - Growth Option</i>				
17,066 (March 31, 2023: 924) units of INR 1,000 each fully paid	652.13	32.78	-	-
Total	5,173.42	6,479.56	-	-
Aggregate value of unquoted investments	5,173.42	6,479.56	-	-

NOTES TO CONSOLIDATED FINANCIAL STATEMENTS FOR THE YEAR ENDED MARCH 31, 2024

(Amount in INR lakhs unless otherwise stated)

7. LOANS

Particulars	Current		Non-Current	
	March 31, 2024	March 31, 2023	March 31, 2024	March 31, 2023
Loans at amortised cost (unsecured, considered good)				
Inter corporate deposit to related party* (Including accrued interest of Rs. 851.35 lakhs; March 31, 2023 Rs. 611.74 lakhs)	-	-	2,307.08	4,330.65
Loans to employees	2.78	-	-	-
	2.78	-	2,307.08	4,330.65
Less: Impairment loss allowance	-	-	-	-
Total	2.78	-	2,307.08	4,330.65

* Loan to

- (i) Contend Builders Private Limited of Rs. 2,307.08 lakhs (March 31, 2023 Rs. 4,292.65 lakhs)- A joint venture of Antara Senior Living Limited
- (ii) Forum I Aviation Private Limited of Rs. Nil (March 31, 2023 Rs. 38 lakhs)- A joint venture of Max Ateev Limited

8. TRADE RECEIVABLES

Particulars	Current		Non-Current	
	March 31, 2024	March 31, 2023	March 31, 2024	March 31, 2023
Unsecured, considered good				
Trade receivables	498.67	293.92	-	-
Less: Allowance for expected credit loss	4.57	8.27	-	-
Total	494.10	285.65	-	-
Break-up for trade receivables:				
Unsecured, considered good	494.10	285.65	-	-
Trade Receivables - credit impaired	4.57	8.27	-	-
Total	498.67	293.92	-	-
Less: Allowance for impairment loss on credit impaired trade receivables	4.57	8.27		
Total trade receivables	494.10	285.65	-	-

- (i) Trade receivables are non-interest bearing and are generally receivables on terms of 90 days.
- (ii) The Group applies expected credit loss method for impairment of trade receivables as per Ind AS- 109 "Financial Instruments".
- (iii) Trade receivables include due from Related Parties (Refer Note No. 38C).
- (iv) For trade receivables ageing, Refer Note no. 45.
- (v) For explanation on the Group credit risk management process, Refer Note No. 41.

NOTES TO CONSOLIDATED FINANCIAL STATEMENTS FOR THE YEAR ENDED MARCH 31, 2024

(Amount in INR lakhs unless otherwise stated)

9. CASH AND CASH EQUIVALENTS

Particulars	Current		Non-Current	
	March 31, 2024	March 31, 2023	March 31, 2024	March 31, 2023
Cash on hand	7.17	4.16	-	-
Balances with banks - Current accounts	282.04	842.50	-	-
Deposits with original maturity of less than three months	11,313.84	8,026.00	-	-
Total	11,603.05	8,872.66	-	-

The above table comprises cash and cash equivalents for the purpose of the statement of cash flow.

9a. BANK BALANCES OTHER THAN CASH AND CASH EQUIVALENTS

Particulars	Current		Non-Current	
	March 31, 2024	March 31, 2023	March 31, 2024	March 31, 2023
Deposit with original maturity for more than 3 months but less than 12 months	9,298.87	420.27	-	-
Total	9,298.87	420.27	-	-

Changes in liabilities arising from financing activities

	March 31, 2024	Cash Flow impact	March 31, 2023
Current borrowings	36.59	28.97	7.62
Non current borrowings	81.89	(2,151.81)	2,233.70
Total liabilities from financing activities	118.48	(2,122.84)	2,241.32

Particulars	Lease liability
As at April 01, 2023	2,288.19
Additions	3,305.42
Statement of profit and loss impact	331.99
Adjustment	(918.50)
As at March 31, 2024	4,238.06
Cash flow impact	(769.04)

10. OTHER FINANCIAL ASSETS

Particulars	Current		Non-Current	
	March 31, 2024	March 31, 2023	March 31, 2024	March 31, 2023
Unsecured considered good, unless stated otherwise:				
Deposits with original maturity of more than 12 months	3,539.54	22,708.19	-	725.00
Interest accrued on fixed deposits and loans	177.11	306.11	-	-
Margin Money*	-	-	32.71	31.13
Interest accrued on security deposits	-	2.05	-	-
Unbilled revenue	37.44	78.29	-	-
Amount receivable from related parties	40.83	-	-	-
Security Deposits	68.43	54.70	149.39	-
ROU Security deposits	-	10.08	9,496.84	104.05
Others	61.55	83.00	0.80	14.00
Total	3,924.90	23,242.42	9,679.74	874.17

* Margin Money of Rs 32.71 lakhs (PY: 31.13 lakhs) is to secure bank guarantee given to Protector General of Immigrant.

NOTES TO CONSOLIDATED FINANCIAL STATEMENTS FOR THE YEAR ENDED MARCH 31, 2024

[Amount in INR lakhs unless otherwise stated]

Break-up of financial assets at amortised costs:

Particulars	March 31, 2024	March 31, 2023
Loans (Refer Note No. 7)	2,309.86	4,330.65
Trade Receivables (Refer Note No. 8)	494.10	285.65
Cash and Cash equivalents (Refer Note No. 9)	11,603.05	8,872.66
Other financial assets (Refer Note No. 10)	13,604.64	24,116.59
Total	28,011.65	37,605.55
Current	16,024.83	32,400.73
Non-current	11,986.82	5,204.82
Total	28,011.65	37,605.55

11. INVENTORY

Particulars	Current		Non-Current	
	March 31, 2024	March 31, 2023	March 31, 2024	March 31, 2023
Consumables - others	178.64	170.79	-	-
Finished goods - held under finance lease	-	4,841.95	-	-
Finished goods (others)	433.92	88.37	-	-
Total	612.56	5,101.11	-	-

12. CURRENT TAX ASSETS

Particulars	Current		Non-Current	
	March 31, 2024	March 31, 2023	March 31, 2024	March 31, 2023
Advance income tax (net of provisions)	709.04	671.71	397.39	332.43
Total	709.04	671.71	397.39	332.43

13. INCOME TAX

The major components of income tax expense for the year ended March 31, 2024 are:

Profit or loss section

Particulars	For the year ended Mar 31, 2024	For the year ended March 31, 2023
Current income tax charge	748.66	642.63
Income tax adjustment related to earlier years*	(31.06)	(135.95)
Deferred tax:		
Relating to origination and reversal of temporary differences	16.57	230.74
Income tax expense reported in the statement of profit or loss	734.17	737.42

* The tax adjustment is mainly on account of allowance of Demerger expenses and unabsorbed depreciation claimed in the Income Tax Returns of the company w.r.t. preceding financial years.

OCI section

Particulars	For the year ended Mar 31, 2024	For the year ended March 31, 2023
Deferred tax related to items recognised in OCI during the year (Re-measurement gain/(loss) on defined benefit plan)	(2.65)	(2.80)
Total tax related to items recognised in OCI during the year from continuing and discontinuing operations	(2.65)	(2.80)

NOTES TO CONSOLIDATED FINANCIAL STATEMENTS FOR THE YEAR ENDED MARCH 31, 2024

(Amount in INR lakhs unless otherwise stated)

Reconciliation of tax expense and the accounting profit multiplied by India's domestic tax rate for March 31, 2023:

Particulars	For the year ended Mar 31, 2024	For the year ended March 31, 2023
Accounting Loss before tax	(5,088.62)	(198.48)
Income tax Expense at tax rates applicable to individual entities	(1,360.25)	(81.60)
Tax adjustments:		
Income not considered for tax purpose	(30.59)	(76.33)
Income in Income Tax but not in Books	56.17	-
Expense not allowed for tax purpose	74.63	127.30
Deductions in Income Tax but not in Books	(18.82)	(152.46)
Deferred assets not created on Business Losses	-	-
Deferred tax created on previous year unabsorbed depreciation	-	-
Deferred tax asset written off	-	-
Unabsorbed losses	2,041.44	1,053.66
Tax relating to earlier years	(31.06)	(135.95)
At the effective income tax rate	731.52	734.62
Income tax expense reported in the statement of profit and loss	734.17	737.42
Income tax expense reported in the statement of OCI	(2.65)	(2.80)

The accounting loss before tax has been arrived basis the standalone financial statements of the company and its wholly-owned subsidiaries without taking into account the inter-group transactions as each company's profit/(loss) of the group is assessed basis the filing of Income tax return.

Deferred tax:

Particulars	Balance Sheet	
	As at Mar 31, 2024	As at March 31, 2023
Deferred tax liability		
Mark to Market on Mutual funds	(83.59)	(117.88)
On Account of ROU	4.61	(153.13)
Security Deposit Received	(22.75)	3.45
Prepaid Expense	(0.47)	-
Difference in Companies Act & Tax Base of PPE	(198.58)	(194.92)
	(300.78)	(462.48)
Deferred tax asset		
Ind As deferred Revenue	23.36	3.18
On Account of Lease Liability	-	-
On Account of Leave Encashment	20.81	20.00
On Account of Gratuity	41.39	43.52
Security Deposit paid	59.99	24.90
Employee Stock Option Reserve	3.83	0.55
Deductions available u/s. 35DD	37.19	74.38
Unabsorbed Losses	-	195.66
	186.57	362.19
Net deferred tax assets/(liabilities)	(114.21)	(100.29)

Reflected in the balance sheet as follows:

Particulars	As at Mar 31, 2024	As at March 31, 2023
Deferred tax assets	186.57	362.19
Deferred tax liabilities	(300.78)	(462.48)
Deferred Tax Assets/ (Liabilities), net	(114.21)	(100.29)

NOTES TO CONSOLIDATED FINANCIAL STATEMENTS FOR THE YEAR ENDED MARCH 31, 2024

(Amount in INR lakhs unless otherwise stated)

Reconciliation of deferred tax assets:

Particulars	As at Mar 31, 2024	As at March 31, 2023
Opening balance as of April 01, 2023	(100.29)	127.65
Tax income/(expense) during the year recognised in profit or loss	(16.57)	(230.74)
Tax income/(expense) during the year recognised in OCI	2.65	2.80
Closing balance	(114.21)	(100.29)

- (i) The Group offsets tax assets and liabilities if and only if it has a legally enforceable right to set off current tax assets against current tax liabilities and the deferred tax assets against deferred tax liabilities related to income taxes levied by the same tax authority.
- (ii) Basis the Income Tax return filed by the Company upto FY 2022-23, (after taking into account the carried forward Business losses of erstwhile Max India limited pursuant to the Composite Scheme) , the carried forward business losses stand at Rs 578.75 lakhs pertaining to FY 2018-19 and FY 2019-20. The Company believes that it cannot reasonably determine the future tax liability against which these carried forward business losses can be set off and accordingly, no deferred tax asset has been recorded in current financial year.
- (iii) Basis the Income Tax return filed by the Company upto FY 2022-23, (after taking into account the carried forward Long Term Capital Losses of erstwhile Max India Limited pursuant to the Composite Scheme) , the carried forward Long-Term Capital Losses stand at Rs 23,518.59 lakhs pertaining to FY 2015-16, FY 2016-17 and FY 2019-20. The Company believes that it cannot reasonably determine the future tax liability against which these carried forward Long-Term Capital Losses can be set off and accordingly, no deferred tax asset has been recorded in current financial year and preceeding financial year.
- (iv) Basis the Standalone Financial Statements of ASLL, APSLL and AACSL for the FY 2023-24, the Deferred Tax Assets on carried forward Business losses upto FY 2023-24 of Rs. 9,421.96 lakhs (FY 2022-23: Rs. 7345.08 lakhs) has not been created. The Management of the respective subsidiaries believe that it cannot reasonably determine the future tax liability against which these carried forward business losses can be set off and accordingly, no deferred tax asset has been recorded in current financial year.

14. OTHER ASSETS

Particulars	Current		Non-Current	
	March 31, 2024	March 31, 2023	March 31, 2024	March 31, 2023
Unsecured, considered good				
Capital advances	-	-	209.53	21.94
Prepaid expenses	106.28	117.97	38.85	1.33
Prepaid expenses	105.71	118.17	35.30	-
Prepaid asset	0.57	-	3.55	1.33
Advance to employees	6.89	-	-	-
Balances with statutory/government authorities	964.35	611.79	-	-
Other advances	1,428.69	100.43	-	-
Balance receivable from employees	-	9.76	-	-
Security Deposits with Govt. Authorities	-	-	37.26	30.30
Security Deposits given	-	-	-	6,050.00
Total	2,506.21	840.15	285.64	6,103.57

15. EQUITY SHARE CAPITAL

Particulars	March 31, 2024	March 31, 2023
Authorised share capital		
6,00,50,000 (March 31, 2023: 6,00,50,000) equity shares of Rs. 10 each	6,005.00	6,005.00
Issued, subscribed and fully paid equity capital		
4,31,70,768 (March 31, 2023: 4,30,29,009) equity shares of Rs. 10 each	4,317.08	4,302.90
Total issued, subscribed and fully paid-up share capital	4,317.08	4,302.90

NOTES TO CONSOLIDATED FINANCIAL STATEMENTS FOR THE YEAR ENDED MARCH 31, 2024

(Amount in INR lakhs unless otherwise stated)

(i) Reconciliation of the shares outstanding at the beginning and at the end of the year

	March 31, 2024		March 31, 2023	
	No of shares	Amount	No of shares	Amount
Equity shares of Rs.10/- each share				
Opening Balance	43,029,009	4,302.90	53,786,261	5,378.63
Shares issued during the Year	-	-	-	-
Cancelled during the year due to Capital Reduction (Refer Note No. 49)	141,759	14.18	(10,757,252)	(1,075.73)
Outstanding at the end of the year	43,170,768	4,317.08	43,029,009	4,302.90

(ii) Terms/rights attached to equity shares

The parent company, Max India Ltd., has only one class of equity shares having a par value of Rs. 10/- per share. Each holder of equity shares is entitled to one vote per share. The Company has not declared any dividend. In the event of liquidation of the Company, the holders of equity shares will be entitled to receive remaining assets of the Company, after distribution of all preferential amounts, in proportion to their shareholding. The distribution will be in proportion to the number of equity shares held by the shareholders.

(iii) Details of shareholders holding more than 5% shares in the Company* -

Name of the shareholder (Refer Note No. b, given below)	As at March 31, 2024		As at March 31, 2023	
	No. of Shares	% of Holding	No. of Shares	% of Holding
Promotor Group:				
- Max Ventures Investment Holdings Private Limited	18,049,690	41.81%	18,049,690	41.95%
- Siva Enterprises Private Limited	3,006,900	6.97%	2,683,900	6.24%
Non - Institutional Body Corporate				
- Habrok India Master LP [^]	27,47,431	6.36%	2,450,701	5.70%

[^] Includes Cassini Partners LP fund and 238 Plan Associates LLC managed by Habrok Capital Management LLP

(iv) Shares held by promoters at the end of the year

Promotor name	No. of Shares	% Holding	% change during the year
- Neelu Analjit Singh	20,000	0.05%	-
- Analjit Singh	872,357	2.02%	-27.02%
- Piya Singh	22,066	0.05%	-
- Tara Singh Vachani	20,000	0.05%	-
- Max Ventures Investment Holdings Private Limited	18,049,690	41.81%	-
- Siva Enterprises Private Limited	3,006,900	6.97%	12.03%

(v) Shares reserved for issue under options

For details of shares reserved for issue under the employee stock option plan (ESOP) of the Group, please refer note no. 37.

(vi) Aggregate number of shares issued for consideration other than cash during the period of five years immediately preceding the reporting date

Max India Limited issued and allotted 5,37,86,261 equity shares of Rs 10 each on June 22, 2020 to the shareholders of erstwhile Max India Limited as on the record date i.e. June 15, 2020 in exchange of 26,89,31,305 shares of Rs. 2 each being held by them in the erstwhile Max India. (Refer Note No. a, given below).

***Note:**

a) Issued without payment being received in cash in accordance with the composite scheme of demerger (Refer Note No. 1).

NOTES TO CONSOLIDATED FINANCIAL STATEMENTS FOR THE YEAR ENDED MARCH 31, 2024

[Amount in INR lakhs unless otherwise stated]

- b) As per the records of Max India Limited including its register of shareholders/ members, the above shareholding represents beneficial ownership of shares as on March 31, 2024.

16. OTHER EQUITY

Particulars	March 31, 2024	March 31, 2023
Capital reserve (Refer Note No. (a) below)	51,572.79	51,572.79
Securities premium (Refer Note No. (b) below)	639.04	511.35
Employee stock option plan (Refer Note No. (c) below)	897.48	359.55
Foreign Currency Translation Reserve (Refer Note No. (d) below)	59.81	56.00
Other Comprehensive Income (Refer Note No. (e) below)	138.25	158.78
Retained Earnings (Refer Note No. (f) below)	(8,390.12)	(2,750.85)
	44,917.25	49,907.62
(a) Capital reserve		
At the beginning of the year	51,572.79	59,640.73
Increase/(decrease) during the year	-	(8,067.94)
Closing Balance	51,572.79	51,572.79
(b) Securities premium		
At the beginning of the year	511.35	511.35
Add: Premium on issue of equity shares during the year	127.69	-
Closing Balance	639.04	511.35
(c) Employee stock option plan		
At the beginning of the year	359.55	134.75
Add: ESOP recognized during the year	563.44	229.76
Less: ESOP forfeited during the year	(25.51)	(4.96)
Closing Balance	897.48	359.55
(d) Foreign Currency Translation Reserve		
At the beginning of the year	56.00	54.05
(Decrease)/ increase during the year	3.81	1.95
Closing Balance	59.81	56.00
(e) Other items of Other Comprehensive Income		
At the beginning of the year	158.78	130.42
Increase/(decrease) during the year	(20.53)	28.36
Closing Balance	138.25	158.78
(f) Retained Earnings		
At the beginning of the year	(2,750.85)	(1,712.82)
Add: Profit / (loss) for the year	(5,639.27)	(1,038.29)
Add :Adjustments	-	0.26
Closing Balance	(8,390.12)	(2,750.85)
Total	44,917.25	49,907.62

Nature and purpose of reserves

(i) Capital reserve

The Group recognizes profit or loss on purchase, sale, issue or cancellation of the Company's own equity instruments, transfer on account scheme of Merger and Fair valuation to ESOP to capital reserve. It can be utilised in accordance with the provisions of the Companies Act, 2013, as amended from time to time.

NOTES TO CONSOLIDATED FINANCIAL STATEMENTS FOR THE YEAR ENDED MARCH 31, 2024

(Amount in INR lakhs unless otherwise stated)

(ii) Securities premium

Securities premium is used to record premium received on issue of shares. The reserve is utilised in accordance with the provisions of the Companies Act, 2013.

(iii) Employee stock options outstanding

The employee stock options outstanding is used to recognise the grant date fair value of options issued to employees under Employee stock option plan.

(iv) Foreign Currency Translation Reserve

Exchange differences arising on translation of the foreign operations are recognised in other comprehensive income as described in accounting policy and accumulated in a separate reserve within equity.

(v) FVTOCI reserve

The Group had elected to recognise changes in the fair value of certain investments in debt securities in other comprehensive income. These changes are accumulated within the FVTOCI reserve.

(vi) Other items of OCI

The Group has elected to recognise Remeasurement gains/loss on Defined Benefit plans and Income tax effect in OCI in Other Items of OCI.

17a. NON CURRENT BORROWINGS

Particulars	March 31, 2024	March 31, 2023
Term loans (Secured)		
From Non-Banking Financial Companies (NBFC)	-	2,225.18
From Banks - Vehicle loan	81.89	8.52
Total	81.89	2,233.70

(i) Term loan from Non-Banking Financial Companies

During the year ended March 31, 2022, the wholly owned subsidiary Antara Senior Living Limited (ASLL) borrowed Rs. 4,000.00 lakhs from Aditya Birla Finance Limited (ABFL), out of the total sanctioned amount of Rs 7,500.00 lakhs, bearing floating interest rate of 11.60% p.a. for a period of 3 years and 3 months repayable from November, 2022. During the FY 2023-24, the company has repaid the entire balance amount of Rs. 2,225.18 lakhs and correspondingly no outstanding against the sanctioned amount as on March 31, 2024 The loan is secured by the following security interest created in favour of the lender:

- Exclusive charge by way of hypothecation on entire receivables (including receivables both present and future) and movable fixed assets of Contend Builders Pvt Ltd (a Joint Venture of Antara Senior Living Limited (ASLL).
- Corporate Guarantee of Max India Limited.
- Equitable mortgage of immovable property comprising 3 (three) floors admeasuring 60,561 square ft. in Max Towers situated at Noida, owned by Max India Ltd.

(ii) Vehicle loan

Vehicle Loans Rs. 118.48 lakhs (including current maturities of Rs. 36.59 lakhs) (previous year Rs. 7.62 lakhs) are secured by way of hypothecation of respective vehicles.

Out of the above vehicle loan,

- Rs. 26.42 lakhs is taken by Antara Assisted Care Services Limited (AACSL), repayable in 48 structured monthly

NOTES TO CONSOLIDATED FINANCIAL STATEMENTS FOR THE YEAR ENDED MARCH 31, 2024

(Amount in INR lakhs unless otherwise stated)

instalments from Oct, 2021 with an option to prepay. The interest rate on loan was 8.4% during the year. The loans are repayable in 1 to 4 years.

- Rs. 92.06 lakhs is taken by Antara Senior Living Limited (ASLL), the loans are repayable in 3 to 5 years. The loans are interest bearing with interest ranging from 8.75% to 9.45% during the year.

17b. CURRENT BORROWINGS

Particulars	March 31, 2024	March 31, 2023
Vehicle loan	36.59	7.62
Total	36.59	7.62

- (i) Vehicle Loans Rs 36.59 lakhs (March 31, 2023: Rs 7.62 lakhs) are secured by way of hypothecation of respective vehicles.

18. TRADE PAYABLES

Particulars	Current		Non-Current	
	March 31, 2024	March 31, 2023	March 31, 2024	March 31, 2023
Total outstanding dues of Micro Enterprises and Small Enterprises	329.97	57.56	-	-
Total outstanding dues of creditors other than micro enterprises and small enterprises	2,024.19	1,032.59	-	-
Total	2,354.16	1,090.15	-	-

(i) Details of outstanding dues of Micro Enterprises and Small Enterprises

	March 31, 2024	March 31, 2023
a) Principal amount and the interest due thereon remaining unpaid to any supplier at the end of each accounting year;	329.97	57.56
b) Amount of interest paid by the buyer in terms of section 16 of the Micro, Small and Medium Enterprises Development Act, 2006, along with the amount of the payment made to the supplier beyond the appointed day during each accounting year;	-	-
c) Amount of interest due and payable for the period of delay in making payment (which have been paid but beyond the appointed day during the year) but without adding the interest specified under the Micro, Small and Medium Enterprises Development Act, 2006;	-	-
d) Amount of interest accrued and remaining unpaid at the end of year/period.	-	-
e) Amount of further interest remaining due and payable even in the succeeding years, until such date when the interest dues above are actually paid to the small enterprise, for the purpose of disallowance of a deductible expenditure under section 23 of the Micro, Small and Medium Enterprises Development Act, 2006.	-	-

- (ii) Trade payables include due to related parties. (Refer Note No. 38C).
- (iii) Trade payables are non-interest bearing and are settled as per the terms agreed in the contract.
- (iv) For Trade payables ageing, refer note no. 44.

NOTES TO CONSOLIDATED FINANCIAL STATEMENTS FOR THE YEAR ENDED MARCH 31, 2024

(Amount in INR lakhs unless otherwise stated)

19. OTHER FINANCIAL LIABILITIES

Particulars	Current		Non-Current	
	March 31, 2024	March 31, 2023	March 31, 2024	March 31, 2023
Security deposit received	8,785.05	7,621.14	301.30	12.63
Payable to Employees	1,109.04	393.69	-	-
Capital creditors	100.17	66.44	-	-
Payable to related Party	2.19	-	-	-
Expenses payable	128.63	-	-	-
Interest accrued but not due on borrowings	0.75	20.29	-	-
Car deposit received from employees	-	-	28.35	3.40
Refundable to customers	112.32	1,129.17	-	-
Others	32.96	390.07	-	-
Lease Liability	409.02	435.24	3,829.04	1,852.95
Total	10,271.11	9,620.80	329.65	16.03

Break-up of financial liabilities at amortised cost:

Particulars	March 31, 2024	March 31, 2023
Borrowings (Refer Note No. 17(a and b) and 19)	118.48	2,241.32
Trade payables (Refer Note No. 18)	2,354.16	1,090.15
Lease Liability (Refer Note No. 36)	4,238.06	2,288.19
Other financial liabilities (Refer Note No. 19)	10,600.76	9,636.83
Total	17,311.46	15,256.49
Current	13,070.88	11,153.81
Non-current	4,240.58	4,102.68
Total	17,311.46	15,256.49

Terms and conditions of the above financial liabilities:

- Other financial liabilities (except current portion of long term loans from Financial Institutions and Vehicle Loan) are non-interest bearing.
- The transactions with related parties are made on terms equivalent to those that prevail in arm's length transactions.
- For explanations on the Group's credit risk management processes, refer note no. 41.

20. PROVISIONS

Particulars	Current		Non-Current	
	March 31, 2024	March 31, 2023	March 31, 2024	March 31, 2023
Provision for employee benefits				
Gratuity	12.82	15.11	669.52	510.54
Leave encashment	77.71	13.48	291.72	271.90
Others:				
Provision for income tax (net of advance tax)	0.96	3.38	-	-
Total	91.49	31.97	961.24	782.44

21. OTHER LIABILITIES

Particulars	Current		Non-Current	
	March 31, 2024	March 31, 2023	March 31, 2024	March 31, 2023
Statutory Dues (GST, TDS Payable, PF, Pension Payable)	273.82	279.75	-	-
Advance from customers	157.39	4,056.57	-	-
Deposit against asset replacement	275.71	404.78	-	-
Total	706.92	4,741.10	-	-

NOTES TO CONSOLIDATED FINANCIAL STATEMENTS FOR THE YEAR ENDED MARCH 31, 2024

(Amount in INR lakhs unless otherwise stated)

22. REVENUE FROM OPERATIONS

Particulars	For the year ended Mar 31, 2024	For the year ended March 31, 2023
Disaggregated revenue		
Senior Living		
Income from finance lease	9,429.19	13,080.15
Maintenance charges	1,337.69	831.21
Club service and others	393.16	411.90
Food and beverages	383.56	350.11
Marketing fee	466.50	680.39
Club membership fee	47.01	37.74
	12,057.11	15,391.50
Assisted Care		
Care at home	1,170.59	752.23
Care home	685.78	863.07
MedCare	1,362.03	498.31
Antara AGEasy	250.34	-
Gross revenue from operations	3,468.74	2,113.61
Less: discount	(970.51)	(496.54)
	2,498.23	1,617.07
Business Investments		
Interest Income on Fixed deposits	1,428.62	1,351.20
Income from functional support services	699.75	750.00
Income from operating lease	448.56	358.68
Profit on sale/ redemption of current investments	312.36	356.45
Fair value gain/(loss) on financial assets valued at fair value through profit or loss	41.40	204.44
	2,930.69	3,020.77
Others	76.68	74.00
Total	17,562.71	20,103.34

22.1 CONTRACT BALANCES

Particulars	As at Mar 31, 2024	As at March 31, 2023
Trade receivables	494.10	285.65
Contract liabilities	157.39	4,056.57

Trade receivables are non interest bearing. Credit period is generally upto 90 days.

23. OTHER INCOME

Particulars	For the year ended Mar 31, 2024	For the year ended March 31, 2023
Interest income:		
(i) Inter corporate deposits	325.13	580.11
(ii) On Bank deposits	723.88	252.15
(iii) On Security Deposits	19.13	13.70
(iv) On Income tax refunds received	0.81	26.57
(v) Others	0.11	-
Profit on sale/ redemption of current investments	2.51	9.21
Liabilities/provisions no longer required written back	131.78	4.86
Fair value gain/(loss) on financial assets valued at fair value through profit or loss	76.74	56.83
Lease adjustment	206.30	7.46
Marketing fees	213.25	-
Miscellaneous income	34.78	113.48
Secondment fee	131.11	133.79
Rental Income	25.77	26.79
Ind AS-Amortisation of Deferred Revenue-Sec.Dep.	19.50	17.20
Total	1,910.79	1,242.15

NOTES TO CONSOLIDATED FINANCIAL STATEMENTS FOR THE YEAR ENDED MARCH 31, 2024

(Amount in INR lakhs unless otherwise stated)

24. RAW MATERIAL AND COMPONENTS CONSUMED

Particulars	For the year ended Mar 31, 2024	For the year ended March 31, 2023
Inventory at the beginning of the year	170.79	181.06
Add: Purchases made during the year	1,323.36	437.37
	1,494.15	618.43
Less: inventory at the end of the year	(178.64)	(170.79)
Cost of raw material and components consumed	1,315.51	447.64

25 a. (INCREASE)/ DECREASE IN INVENTORIES OF FINISHED GOODS

Particulars	For the year ended Mar 31, 2024	For the year ended March 31, 2023
Inventory at the beginning of the year		
Finished Goods	88.37	96.36
	88.37	96.36
Inventory at the end of the year		
Finished Goods	433.92	88.37
	433.92	88.37
(Increase)/ decrease in inventories of finished goods	(345.55)	7.99

25b. (INCREASE)/ DECREASE IN INVENTORIES OF WORK IN PROGRESS

Particulars	For the year ended Mar 31, 2024	For the year ended March 31, 2023
Inventory at the beginning of the year		
Project Construction	4,841.95	12,758.18
	4,841.95	12,758.18
Inventory at the end of the year		
Project Construction	-	4,841.95
	-	4,841.95
(Increase)/ decrease in inventories of work in progress	4,841.95	7,916.23

26. EMPLOYEE BENEFIT EXPENSES

Particulars	For the year ended Mar 31, 2024	For the year ended March 31, 2023
Salaries, wages and bonus	6,659.34	4,730.75
Contribution to Provident and Other funds	227.95	171.47
Employee stock option scheme (Refer Note No. 37)	570.25	221.20
Gratuity expense (Refer Note No. 34)	141.18	110.46
Staff welfare expenses	221.68	198.11
Total	7,820.40	5,431.99

27. DEPRECIATION AND AMORTISATION EXPENSE

Particulars	For the year ended Mar 31, 2024	For the year ended March 31, 2023
Depreciation on Property, Plant and equipment	341.23	301.60
Depreciation on Right of Use Assets	533.10	419.31
Depreciation on Investment Property	114.52	114.60
Amortisation on Intangible Assets	26.37	9.02
Total	1,015.22	844.53

NOTES TO CONSOLIDATED FINANCIAL STATEMENTS FOR THE YEAR ENDED MARCH 31, 2024

[Amount in INR lakhs unless otherwise stated]

28. FINANCE COSTS

Particulars	For the year ended Mar 31, 2024	For the year ended March 31, 2023
Interest on		
i) Term loans from financial institution	85.53	363.78
ii) Vehicle loans	2.87	2.07
iii) Others	12.77	0.18
iv) Security Deposits	22.99	17.62
Bank charges	2.42	1.36
Finance cost on Lease Liability	331.99	237.66
Total	458.57	622.67

29. OTHER EXPENSES

Particulars	For the year ended Mar 31, 2024	For the year ended March 31, 2023
Sales commission	202.88	190.01
Recruitment and training expenses	127.50	61.75
Rates and Taxes	167.20	36.39
Rent	21.99	27.97
Compensation to Lessee	105.40	19.36
Amortisation of Prepaid Asset	0.10	0.34
Insurance	43.61	43.97
Repairs and Maintenance - Buildings	203.04	254.88
Repairs and Maintenance - Others	338.24	515.35
Electricity and water charges	360.26	334.81
Printing and stationery	13.25	15.59
Travelling and conveyance	348.44	189.98
Communication	45.68	46.64
Membership fees	4.80	8.99
Directors' sitting fee	109.90	116.60
Director's Remuneration	300.00	225.00
Information Technology charges	121.68	40.66
Business Promotion	5.35	4.89
Advertisement and publicity	3.94	6.52
Net loss on sale/disposal of fixed assets	127.58	26.70
Allowance for doubtful debts	0.30	7.94
Security & Housekeeping expense	218.75	237.61
Charity and donation	0.16	30.22
Contribution towards CSR (refer note (ii) below)	12.05	-
Sundry Balances written off	56.92	-
Meeting Expenses	46.03	39.27
Other Operational expenses	442.96	324.76
Outsource manpower expenses	222.88	176.78
Miscellaneous expenses	234.59	181.31
Exchange loss on foreign exchange fluctuations	0.73	1.01
Laundry expenses	29.65	31.66
Irrecoverable GST written off	155.99	119.07
Software Expenses	0.70	-
Lease surrender premium	1,700.11	682.51
Total	5,772.66	3,998.54

29a. LEGAL AND PROFESSIONAL EXPENSES

Particulars	For the year ended Mar 31, 2024	For the year ended March 31, 2023
Legal and professional	1,627.92	1,165.87
Statutory Auditor's remuneration [Refer Note No. (i) below]	36.22	35.62
Management service charges	500.00	432.20
Total	2,164.14	1,633.69

NOTES TO CONSOLIDATED FINANCIAL STATEMENTS FOR THE YEAR ENDED MARCH 31, 2024

(Amount in INR lakhs unless otherwise stated)

(i) Payment to statutory auditors (excluding GST):

Particulars	For the year ended Mar 31, 2024	For the year ended March 31, 2023
As auditor:		
Audit Fees (including Limited Review)	34.01	33.86
In other capacity:		
Reimbursement of expenses	2.21	1.71
Certification Fees	-	0.05
Total	36.22	35.62

29b. MARKETING EXPENSES

Particulars	For the year ended Mar 31, 2024	For the year ended March 31, 2023
Marketing expenses	1,444.04	616.71
Total	1,444.04	616.71

30. COMPONENTS OF OTHER COMPREHENSIVE INCOME:

The disaggregation of changes to OCI by each type of reserve in equity is shown below:

During the year ended March 31, 2024:

Particulars	Foreign Currency Translation Reserve	Other items-Other Comprehensive Income	Total
Re-measurement gains/ (losses) on defined benefit plans	-	(23.18)	(23.18)
Foreign exchange translation differences	3.81	-	3.81
Income tax effect	-	2.65	2.65
Total Other Comprehensive income	3.81	(20.53)	(16.72)
Other Comprehensive income attributable to			
Equity holders of the parent	3.81	(20.53)	(16.72)
Non-controlling interests	-	-	-

During the year ended March 31, 2023:

Particulars	Foreign Currency Translation Reserve	Other items-Other Comprehensive Income	Total
Re-measurement gains/ (losses) on defined benefit plans	-	25.56	25.56
Foreign exchange translation differences	1.95	-	1.95
Income tax effect	-	2.80	2.80
Total Other Comprehensive income	1.95	28.36	30.31
Other Comprehensive income attributable to			
Equity holders of the parent	1.95	28.36	30.31
Non-controlling interests	-	-	-

31. EARNINGS PER EQUITY SHARE (EPS)

Basic EPS amounts are calculated by dividing the profit/ loss for the year attributable to equity holders of the Company by the weighted average number of equity shares outstanding during the year.

Diluted EPS amounts are calculated by dividing the profit attributable to equity holders of the Company by the weighted average number of equity shares outstanding during the year plus the weighted average number of equity shares that would be issued on conversion of all the dilutive potential equity shares into equity shares.

The following reflects the income and share data used in the basic and diluted EPS computations:

Particulars	For the year ended Mar 31, 2024	For the year ended March 31, 2023
(Loss)/Profit after tax attributable to equity shareholders of the Company	(5,637.65)	(1,038.29)

NOTES TO CONSOLIDATED FINANCIAL STATEMENTS FOR THE YEAR ENDED MARCH 31, 2024

(Amount in INR lakhs unless otherwise stated)

Particulars	Number (in lakhs)	Number (in lakhs)
Weighted average number of equity shares in calculating basic EPS	431.14	475.68
Add : Equivalent weighted average number of employee stock options outstanding	5.21	1.81
Weighted average number of equity shares in calculating diluted EPS	436.35	477.49
Earning per share:		
Earnings Per Share - Basic (Face value of INR 10 per share)	(13.08)	(2.18)
Earnings Per Share - Diluted (Face value of INR 10 per share)	(13.08)	(2.17)

32. GROUP INFORMATION

A. Information about subsidiaries

The consolidated financial statements of the Group includes subsidiaries listed below:

S.no.	Name of the entity	Principal business activities	Principal place of business/ Country of incorporation	Ownership interest held by the Group (in %)	
				As at March 31, 2024	As at March 31, 2023
1	Antara Senior Living Limited	Marketing and operation of senior living communities	India	100.00	100.00
2	Antara Assisted Care Services Limited	Care home, Care at home and Medicare services	India	100.00	100.00
3	Antara Purukul Senior Living Limited (Refer Note No. (i) below)	Construction and leasing of senior living communities	India	100.00	100.00
4	Max Skill First Limited	Learning and development	India	100.00	100.00
5	Max UK Limited	Provide business and administrative support services to officials of group companies	United Kingdom	100.00	100.00
6	Max Ateev Limited	Management of investment in Forum I Aviation Ltd.	India	100.00	100.00

Notes:

(i) The entity is held through Antara Senior Living Limited

B. Joint arrangements in which Group is Joint venture

S. no.	Name of the entity	Principal business activities	Principal place of business/ Country of incorporation	Ownership interest held by the Group (in %)	
				As at March 31, 2024	As at March 31, 2023
1	Forum I Aviation Private Limited (Refer Note No. (i) below)	Aircraft chartering services	India	-	20.00
2	Contend Builders Private Limited (Refer Note No. (ii) below)	Construction of senior living communities	India	62.50	62.50

Note:

(i) The entity was a Joint Venture of Max Ateev Limited and same was classified as non-current asset held for sale from the quarter ended September 30, 2023 and accordingly application of equity method was discontinued from the quarter ended 31st December, 2023 (Refer Note No. 48 for details). The said entity ceases to be Joint Venture effective January 25, 2024.

(ii) The entity is Joint venture of Antara Senior Living Limited from July 4, 2019

NOTES TO CONSOLIDATED FINANCIAL STATEMENTS FOR THE YEAR ENDED MARCH 31, 2024

(Amount in INR lakhs unless otherwise stated)

33. INTEREST IN JOINT-VENTURES

The Group's interest in the Joint Ventures disclosed below is accounted for using the equity method in the Consolidated Financial Statements. Summarised financial information of the Joint Venture, based on its Ind AS Consolidated Financial Statements is provided below:

Summarised balance sheet

Particulars	Forum I Aviation Private Limited		Contend Builders Private Limited	
	As at March 31, 2024	As at March 31, 2023	As at March 31, 2024	As at March 31, 2023
Investments, Inventories, Trade Receivables, cash and cash equivalents, other financial assets and other current assets (current)	-	940.86	52,045.18	42,997.36
Property, plant and equipment, intangible assets, other non-current financial assets and other non-current assets including deferred tax assets (non-current)	-	3,829.18	416.05	821.18
Borrowings, trade payable, other current financial liabilities and other liabilities including provisions (current)	-	(311.78)	(52,222.80)	(43,773.05)
Borrowings, other non-current financial liabilities and other liabilities including provisions and deferred tax liabilities (non-current)	-	(510.01)	(4.92)	(4.68)
Net assets	-	3,948.25	233.51	40.81

Movement in Investment in Joint Ventures	Forum I Aviation Private Limited		Contend Builders Private Limited	
	For the year ended Mar 31, 2024	For the year ended March 31, 2023	For the year ended Mar 31, 2024	For the year ended March 31, 2023
Opening investment	814.80	980.21	1,052.11	1,013.07
Additions	-	-	-	-
Share in profit/(loss) for the year	(12.11)	(165.41)	120.43	39.04
Deletions	(802.69)	-	-	-
Closing value	-	814.80	1,172.54	1,052.11

Summarised statement of profit and loss

Particulars	Forum I Aviation Private Limited		Contend Builders Private Limited	
	For the year ended Mar 31, 2024	For the year ended March 31, 2023	For the year ended Mar 31, 2024	For the year ended March 31, 2023
Revenue	1,326.43	2,131.71	-	-
Other Income	7.00	26.04	821.08	288.29
Profit/ (loss) after tax from continuing operations	(60.55)	(827.05)	191.71	62.09
Other comprehensive income (net of tax)	-	-	0.99	0.37
Total comprehensive income/(loss) for the year	(60.55)	(827.05)	192.70	62.46

NOTES TO CONSOLIDATED FINANCIAL STATEMENTS FOR THE YEAR ENDED MARCH 31, 2024

[Amount in INR lakhs unless otherwise stated]

34. EMPLOYEE BENEFIT PLANS

A) Defined Benefit Plans

a) Gratuity (Non-Funded):

The Group has a defined benefit gratuity plan for its employees. Under the plan, employee who has completed five years of service is entitled to specific benefit. The level of benefits provided depends on the member's length of service and salary at retirement age. The scheme is unfunded.

The gratuity plan is governed by the Payment of Gratuity Act, 1972. Under the act, employee who has completed five years of service is entitled to specific benefit. The level of benefits provided depends on the member's length of service and salary at retirement age.

The following tables summarise the components of net benefit expense recognised in the statement of profit or loss and the funded status and amounts recognised in the balance sheet for the defined benefit plans:

Changes in the present value of the defined benefit obligation are as follows:

Particulars	Gratuity plan	
	March 31, 2024	March 31, 2023
Defined benefit obligation at the beginning of the year	525.65	467.56
Acquisition adjustment	-	3.63
Liability Transferred from/(to) Other Company	-	1.29
Current service cost	102.56	77.33
Interest cost	38.62	33.13
Benefits paid	(7.67)	(31.73)
Actuarial (gain) on obligations - OCI	23.18	(25.56)
Defined benefit obligation at the end of the year	682.34	525.65
Current Liability	12.82	15.11
Non-Current Liability	669.52	510.54
Total	682.34	525.65

Amount recognised in Statement of Profit and Loss:

Particulars	Gratuity plan	
	March 31, 2024	March 31, 2023
Current service cost	102.56	77.33
Net interest expense	38.62	33.13
Amount recognised in Statement of Profit and Loss	141.18	110.46

Amount recognised in Other Comprehensive Income:

Particulars	Gratuity plan	
	March 31, 2024	March 31, 2023
Actuarial gain from changes in financial assumptions	(23.18)	25.56
Amount recognised in Other Comprehensive Income	(23.18)	25.56

The principal assumptions used in determining gratuity liability for the Group's plans are shown below:

Particulars	Gratuity plan	
	March 31, 2024	March 31, 2023
Discount rate	7.10% - 7.22%	7.18% - 7.30%
Future salary increases	10.0%	10.0%
Rate of employee turnover (per annum)	1% - 14%	1% - 14%
Retirement Age	58 to 64 years	58 to 64 years

NOTES TO CONSOLIDATED FINANCIAL STATEMENTS FOR THE YEAR ENDED MARCH 31, 2024

(Amount in INR lakhs unless otherwise stated)

A quantitative sensitivity analysis for significant assumption as at March 31, 2024 is as shown below:

Particulars	Gratuity plan			
	Sensitivity level		Impact on DBO	
	March 31, 2024	March 31, 2023	March 31, 2024	March 31, 2023
Assumptions:				
Impact on defined benefit obligation of change in Discount rate				
(a) Impact due to increase of 1%	624.77	478.73	(57.57)	(46.92)
(b) Impact due to decrease of 1%	745.76	571.29	63.42	45.64
Impact on defined benefit obligation of change in Future salary growth rate				
(a) Impact due to increase of 1%	743.69	571.54	61.35	45.89
(b) Impact due to decrease of 1%	625.87	479.35	(56.47)	(46.30)

- Changes in Defined benefit obligation due to 1% Increase/Decrease in Mortality Rate, if all other assumptions remain constant is negligible.
- The estimates of rate of escalation in salary considered in actuarial valuation are after taking into account inflation, seniority, promotion and other relevant factors including supply and demand in the employment market. The above information is as certified by the Actuary.
- Discount rate is based on prevailing market yields of Government securities as at balance sheet date for the estimated term of obligations.
- The sensitivity analyses above have been determined based on a method that extrapolates the impact on defined benefit obligation as a result of reasonable changes in key assumptions occurring at the end of the reporting period.

The following payments are expected contributions to the defined benefit plan in future years:

Particulars	Gratuity plan	
	March 31, 2024	March 31, 2023
Within the next 12 months (next annual reporting period)	12.98	17.54
Beyond 12 months	834.48	601.59
Total expected payments	847.46	619.13

b) Leave Encashment

Provision for leave encashment benefits payable to its regular employees with respect to accumulated earned leaves and sick leaves outstanding at the year end is made by the Company on basis of actuarial valuation and is non funded.

Movement in net defined benefit (asset)/liability

Particulars	Leave encashment	
	March 31, 2024	March 31, 2023
Current service cost	66.84	61.77
Interest cost (income)	20.42	17.93
Acquisition Adjustment	-	0.39
Remeasurement loss/(gain)	0.40	(14.19)
Total amount recognised in the Statement of Profit and Loss	87.66	65.90

NOTES TO CONSOLIDATED FINANCIAL STATEMENTS FOR THE YEAR ENDED MARCH 31, 2024

(Amount in INR lakhs unless otherwise stated)

Particulars	March 31, 2024	March 31, 2023
Benefits paid	(26.56)	(35.90)
	(26.56)	(35.90)
Current Liability	77.71	13.48
Non-Current Liability	291.72	271.90
Total	369.43	285.37

c) Defined Contribution Plans

Provident Fund:

The Group (except Max India Limited) is contributing towards Defined Contribution Plan. Max India Limited is contributing in a Provident Fund Trust "Max Financial Services Limited Employees Provident Fund Trust " which is a common fund for certain Max Group companies. The Provident Fund Trust requires that interest shortfall shall be met by the employer, accordingly it has been considered as a defined benefit plan.

The interest rate payable to the members of the Trust shall not be lower than the statutory rate of interest declared by the Central Government under the Employees' Provident Funds and Miscellaneous Provisions Act, 1952, and shortfall, if any, shall be made good by the Group. The actuary has accordingly provided a valuation for "Max Financial Services Limited Employees Provident Fund Trust" which is a common fund for the Group.

The details of fund and plan asset position as at March 31, 2024 as per the actuarial valuation of active members are as follows:

Particulars	March 31, 2024	March 31, 2023
Plan assets at year end at fair value	667.19	530.62
Present value of defined benefit obligation at year end	665.85	527.83
Surplus as per actuarial certificate	1.34	2.79
Shortfall recognized in balance sheet	-	-
Active members as at year end (Nos)	19	19

Assumptions used in determining the present value obligation of the interest rate guarantee under the deterministic approach:

	March 31, 2024	March 31, 2023
Discount rate	7.20%	7.20%
Yield on existing funds	8.25%	8.15%
Expected guaranteed interest rate	8.25%	8.15%

Contribution to Provident Fund (including contribution made to the MFSL Employees PF Trust), recognized as expense for the year is as under:

	March 31, 2024	March 31, 2023
Employer's Contribution towards Provident Fund (PF)	227.95	171.47
	227.95	171.47

NOTES TO CONSOLIDATED FINANCIAL STATEMENTS FOR THE YEAR ENDED MARCH 31, 2024

(Amount in INR lakhs unless otherwise stated)

35. CAPITAL COMMITMENTS AND CONTINGENCIES

a) Capital commitments

The Group has capital commitment of Rs.1491.53 lakhs towards acquisition of Capital assets.

b) Contingencies

Particulars	March 31, 2024	March 31, 2023
(i) Demand of Service Tax on Import of Services pertaining to FY 2015-16 & 2016-17.(Refer Note No. a)	2.12	2.12
(ii) Demand of Service Tax on Corporate Guarantee Fees pertaining to FY 2015-16, 2016-17 & 2017-18. (Refer Note No. a)	136.45	136.45
(iii) Demand of Service Tax on Option Fees pertaining to FY 2015-16 & 2016-17.(Refer Note No. a)	544.35	544.35
(iv) Income Tax matters under appeal (Refer Note No. b)	2,870.77	2,716.00
(v) Claims against the Group not acknowledged as debts Legal claims (Refer Note No. c)	1,354.98	1,354.98
(vi) Demand of Value Added Tax (Refer Note No. d)	180.15	180.15
Total	1,535.13	1,535.13

(a) Max India Limited is contesting these demands and the management, based on advise of its legal/tax consultants believes that its position will likely be upheld in the appellate process. No expense has been accrued in the consolidated Ind AS financial statements for these demands raised. The management believes that the ultimate outcome of these proceedings will not have a material adverse effect on the Company's financial position and results of operations. The Company does not expect any reimbursements in respect of these contingent liabilities.

(b) (i) During the FY 2021-22, Max India Limited had received an income tax demand of Rs 4,119 lakhs (tax plus interest) on account of disallowance of the loss claimed on sale of shares of Neeman Medical International BV Ltd by erstwhile Max India Limited during the financial year 2014-15. Against the said Demand, the Company had filed an appeal/WRIT with Hon'ble High Court of Punjab & Haryana. The rectification application was also filed under Section 154 of Income Tax Act to allow credit of MAT of Rs. 1,187 lakhs against the said demand. Same was accepted and the revised Demand Order (with reduced interest component on account of allowance of MAT credit) reduced from Rs. 4,119 lakhs to Rs. 2,716 lakhs was raised.

(ii) (a) APSLL, the wholly owned subsidiary of the Company has received assessment order for FY 2021-22 against which the subsidiary has filed rectification u/s 154 & also filed appeal with Commissioner of Income Tax ((Appeals) against the order. Basis the facts of the case and evaluation of the order, the subsidiary assumes the contingent liability of INR 133.28 lakhs in this regard.

(b) The said subsidiary has the pending appeal with Commissioner of Income Tax (Appeals) against the demand order, of net INR 21.49 lakhs w.r.t. disallowing TDS claim by Income Tax Department in ITR for the FY 2017-18.

(c) Commercial claim against Antara Purukul Senior Living Limited (APSL), a step down subsidiary of the Company pending in Courts or lying with Arbitrators not acknowledged as debt Rs. 1,354.98 Lakhs.

(d) Demand of regular assessment for F.Y. 2017-18 had been raised by the VAT Department Uttarakhand for an amount of Rs. 180.15 Lakhs to Antara Purukul Senior Living Limited (APSL), a step down subsidiary of the Company for which an application to set aside the order of assessment has been filed with the department u/s 31 of UK VAT Act, 2005 on June 09, 2021. Order of set aside application is awaited from the VAT Department Uttarakhand.

c) Corporate guarantee

Particulars	March 31, 2024	March 31, 2023
Corporate guarantee given to financial institutions in respect of financial assistance availed by subsidiary company.	-	2,225.18

During the FY 2021-22, fresh Corporate Guarantee has been given by the Company on behalf of its subsidiary, Antara Senior Living Limited for loan of Rs.4,000 lakhs from Aditya Birla Finance Limited.

Carrying amount of the related corporate guarantee is Nil (March 31, 2023: Rs. 2,225.18 lakhs) from Aditya Birla Finance Limited. The said Guarantee was initially recognised at fair value as per Ind AS 109 (Financial instruments) in the books of the Company.

Since, during the FY 2023-24, Antara Senior Living Limited repaid the entire Loan amount to Aditya Birla Finance Limited, there is no Contingent Liability to disclose w.r.t Corporate Guarantee for the FY 2023-24.

NOTES TO CONSOLIDATED FINANCIAL STATEMENTS FOR THE YEAR ENDED MARCH 31, 2024

(Amount in INR lakhs unless otherwise stated)

36. LEASES

Effective April 1, 2019, the Group has adopted Ind AS 116 “Leases”, applied to all lease contracts existing on April 1, 2019 using the modified retrospective method along with the transition option to recognise Right-of-Use asset (ROU) at an amount equal to the lease liability.

Consequently, in the financial statements, the nature of expenses in respect of Operating Leases has changed from lease rent to depreciation cost for the ROU asset and finance cost for the interest accrued on lease liability. The effect of this adoption is not material on the profit and earnings per share for the current year.

The Group has entered into short term lease arrangements for certain facilities. Rent expense of Rs. 21.99 lakhs (Previous period: Rs. 27.97 lakhs) in respect of obligation under cancellable operating leases has been charged to the Statement of Profit and Loss for these short term lease arrangements.

36.1 FINANCE LEASES - GROUP AS LESSEE

The following is the movement in lease liabilities during the year ended March 31, 2024:

Particulars	Amount as on March 31, 2024	Amount as on March 31, 2023
Balance as on 01 April, 2023 (on adoption of IndAS 116)	2,288.19	2,039.97
Addition	3,305.42	721.03
Finance cost accrued during the year	331.99	237.66
Adjustments	102.35	23.49
Deletion	(1,020.85)	(185.31)
Payment of Lease liabilities	(769.04)	(548.65)
Balance as of 31 March, 2024	4,238.06	2,288.19

The table below provides details regarding the contractual maturities of lease liabilities as of March 31, 2024 on an undiscounted cash flow basis:

Particulars	Amount as on March 31, 2024	Amount as on March 31, 2023
Current	409.02	435.24
Non-current	3,829.04	1,852.95
Total	4,238.06	2,288.19

The following are the Maturity Analysis of Contractual undiscounted cash flow as at 31st March 2024

Particulars	Amount as on March 31, 2024	Amount as on March 31, 2023
Less than 1 year	848.23	855.67
More than 1 year	5,495.96	2,562.74
Total	6,344.19	3,418.41

Impact of adoption of Ind AS 116 in Statement of Profit and Loss for the year ended 31st March, 2024 is as follows:

Particulars	For the year ended Mar 31, 2024	For the year ended March 31, 2023
Increase in interest expense on lease liability	331.99	237.66
Increase in depreciation expense of Right-of-use asset	533.10	419.31
Total	865.09	656.97

The following is the classification of future cash outflows as on 31st March 2024

Particulars	Amount as on March 31, 2024	Amount as on March 31, 2023
Fixed Rent	6,344.19	3,418.41

NOTES TO CONSOLIDATED FINANCIAL STATEMENTS FOR THE YEAR ENDED MARCH 31, 2024

(Amount in INR lakhs unless otherwise stated)

36.2 FINANCE LEASES- GROUP AS LESSOR

Leases in which the Group transfers substantially all the risks and benefits of ownership of the asset are classified as finance leases. Antara Purukul Senior Living Limited, step down subsidiary of the Company, is receiving full lease consideration in advance before possession/registration of lease deed. In such case the entire lease consideration towards the apartment to the extent it is related to lease rentals, is recognized as revenue in the Statement of Profit & Loss and the costs of the leased unit is transferred from inventory to Statement of Profit & Loss.

Leases in which the Group does not transfer substantially all the risks and benefits of ownership of the asset are classified as operating leases. Assets subject to operating leases are included in PPE. Lease income on an operating lease is recognized in the statement of profit and loss. Initial direct costs such as legal costs, brokerage costs, etc. are recognized immediately in the statement of profit and loss.

37. EMPLOYEE SHARE BASED PAYMENTS

A Max India Limited - Employee Stock Option Plan 2020 (ESOP Plan)

The Company had instituted Max India Limited - Employee Stock Option Plan 2020 (ESOP Plan), which was approved by the Board of Directors in its meeting held on October 28, 2020 and by the shareholders through Postal Ballot process on December 28, 2020. The Total number of options to be granted under the ESOP Plan to the eligible employees of the Company and to its subsidiary company and step-down subsidiary (Antara Senior Living Limited and Antara Purukul Senior Living Limited) shall not exceed 26,89,313 options. Each option when exercised would be converted into one equity share of Rs 10/- each fully paid -up. The ESOP Plan is administered by the Nomination and Remuneration Committee. The employees of the Company and its subsidiary shall receive shares of the Company upon exercise of options granted to them after completion of vesting conditions such as rendering of services across vesting period. The Option Price will be determined by the Nomination and Remuneration Committee, from time to time, in accordance with the provisions of applicable law, provided that the Option Price shall not be below the face value of the equity shares of the Company.

a) A table showing the details of stock options outstanding containing the following details-

Grant date	Company	Number of Options Outstanding		Exercise price	Fair value at Grant Date
		As at March 31, 2024	As at March 31, 2023		
03-04-2021	Max India Ltd.	259,022	259,022	64.43	28.16
03-04-2021	Max India Ltd.	259,022	259,022	64.43	28.16
03-04-2021	Max India Ltd.	290,105	414,435	64.43	28.16
14-04-2021	Max India Ltd.	456,428	456,428	65.23	28.69
07-06-2021	Max India Ltd.	-	182,142	73.30	30.88
25-04-2022	Max India Ltd.	156,866	174,295	76.60	32.54
25-04-2022	Max India Ltd.	174,295	174,295	76.60	32.54
25-04-2022	Max India Ltd.	130,722	130,722	76.60	32.54
02-10-2022	Max India Ltd.	159,358	159,358	83.78	36.49
01-06-2023	Max India Ltd.	247,312	-	103.65	53.93
01-11-2023	Max India Ltd.	47,401	-	140.83	78.42
01-11-2023	Max India Ltd.	95,276	-	140.83	78.42
01-11-2023	Max India Ltd.	22,753	-	140.83	78.42
	TOTAL	2,298,560	2,209,719		

Note: Nomination and Remuneration Committee of the Company in its meeting held on May 25, 2023 amended the vesting schedule for all grants made till that date from Bullet vesting to Graded vesting. Revised vesting schedule is as under:

- (i) 10% of the total option to be vested by end of first year.
- (ii) 20% of the total option to be vested by end of second year.
- (iii) 30% of the total option to be vested by end of third year.
- (iv) 40% of the total option to be vested by end of fourth year.

Exercise period shall be 5 years from the respective Vesting Date.

NOTES TO CONSOLIDATED FINANCIAL STATEMENTS FOR THE YEAR ENDED MARCH 31, 2024

[Amount in INR lakhs unless otherwise stated]

b) Particulars	For the year ended March 31, 2024			For the year ended March 31, 2023		
	Number of options	Weighted Average exercise price (Rs.)	Weighted Average Fair value of Options	Number of options	Weighted Average exercise price (Rs.)	Weighted Average Fair value of Options
Option outstanding at the beginning of the year	2,209,719	69.36	30.04	1,571,049	65.69	28.63
Granted during the year	412,742	118.55	63.75	725,818	78.39	33.53
Exercised during the year	(141,759)	65.93	28.70	-	-	-
Forfeited during the year	(182,142)	73.30	-	(87,148)	76.60	-
Closing balance	2,298,560	76.69	35.94	2,209,719	69.36	30.04
Exercisable at the end of the year	338,776	-	-	-	-	-

Max India Ltd. has calculated volatility (equivalent from the date of grant till time of maturity) of its Stock price as per the option's time to maturity. For the respective grant dates, the Company considered the available data of historical traded price of equity shares of the Company and traded price of erstwhile Max India Limited.

c) Expense arising from share-based payment transactions

Total expenses arising from share-based payment transactions recognised in profit or loss as part of employee benefit expense were as follows:

Particulars	For the year ended March 31, 2024	For the year ended March 31, 2023
Employee option plan	378.01	153.30

d) Stock compensation expense under the Fair Value method has been determined based on fair value of the stock options at the date of grant. The fair value of stock options was determined using the Black Scholes option pricing model with the following assumptions.

Employee Stock Option Plan 2020 ("ESOP Plan")

Particulars	For the year ended March 31, 2024		For the year ended March 31, 2023	
	01-06-2023	01-11-2023	25-04-2022	02-10-2022
Date of option granted				
Stock Price Now (in Rs.)	102.05	141.70	77.10	83.15
Exercise Price (X) (in Rs.)	103.65	140.83	76.60	83.78
Expected Volatility (Standard Dev - Annual)	34.38%	35.33%	33.86%	35.10%
Life of the options granted (Vesting and exercise period) in years	6.00 to 9.00	6.00 to 9.00	4.93	5.00
Expected Dividend	-	-	-	-
Average Risk- Free Interest Rate	7.09% to 7.17%	7.54% to 7.58%	6.94%	7.54%
Weighted average fair value of options granted	47.98 - 59.55	71.33 - 85.75	32.54	36.49

B Employee Stock Option Plan 2020 ("ESOP Plan")

The wholly owned subsidiary Antara Assiated Care services Limited (AACSL), has, based on Employee Stock Option Plan 2020 (ESOP Plan) approved by the Board and it's shareholders', granted ESOP's to its employees. Each option when exercised would be converted into one equity share of Rs 10/- each fully paid -up. The ESOP Plan is administered by the Board of Directors of AACSL. The employees shall receive shares of AACSL upon exercise of options granted to them after completion of vesting conditions such as rendering of services across vesting period. The Option Price will be determined by the Board of Directors of AACSL, from time to time, in accordance with the provisions of applicable law, provided that the Option Price shall not be below the face value of the equity shares of the Company. None of the options granted under the ESOP Plan has been exercised by any option holder.

NOTES TO CONSOLIDATED FINANCIAL STATEMENTS FOR THE YEAR ENDED MARCH 31, 2024

(Amount in INR lakhs unless otherwise stated)

- a) A table showing the details of stock options outstanding containing the following details-

Grant date	Company	Number of Options Outstanding		Vesting date	Exercise price	Fair value at Grant Date
		As at March 31, 2024	As at March 31, 2023			
14-04-2021	Antara Assisted Care Services Ltd.	319,935	319,935	31-03-2024	10.00	-
18-04-2022	Antara Assisted Care Services Ltd.	377,265	377,265	31-03-2024	10.00	-
14-10-2022	Antara Assisted Care Services Ltd.	572,000	572,000	30-09-2026	10.00	-
01-06-2023	Antara Assisted Care Services Ltd.	2,363,000	-	31-05-2027	10.00	-
01-11-2023	Antara Assisted Care Services Ltd.	488,250	-	01-11-2027	10.00	11.90
	TOTAL	4,120,450	1,269,200			

* Exercise period shall be 5 years from the Vesting Date

Particulars	For the year ended March 31, 2024			For the year ended March 31, 2023		
	Number of options	Weighted Average exercise price (Rs.)	Weighted Average Fair value of Options	Number of options	Weighted Average exercise price (Rs.)	Weighted Average Fair value of Options
Option outstanding at the beginning of the year	1,269,200	10.00	20.36	393,483	10.00	20.48
Granted during the year	2,959,750	10.00	15.84	1,037,567	10.00	20.25
Exercised during the year	-	-	-	-	-	-
Forfeited during the year	(108,500)	10.00	-	(161,850)	10.00	19.97
Closing balance	4,120,450	10.00	17.33	1,269,200	10.00	20.82
Exercisable at the end of the year	-	-	-	-	-	-

The volatility of closing value of BSE 500 Index has been computed based on the option's time to maturity.

- c) **Expense arising from share-based payment transactions**

Total expenses arising from share-based payment transactions recognised in profit or loss as part of employee benefit expense were as follows:

Particulars	For the year ended March 31, 2024	For the year ended March 31, 2023
Employee option plan	177.68	67.89

- d) **Stock compensation expense under the Fair Value method has been determined based on fair value of the stock options at the date of grant. The fair value of stock options was determined using the Black Scholes option pricing model with the following assumptions.**

Employee Stock Option Plan 2020 ("ESOP Plan")

Particulars	For the year ended March 31, 2024		For the year ended March 31, 2023	
	01-11-2023	01-06-2023	14-10-2022	18-04-2022
Date of option granted				
Stock Price Now (in Rs.)	18.01	22.81	27.00	27.05
Exercise Price (X) (in Rs.)	10.00	10.00	10.00	10.00
Expected Volatility (Standard Dev - Annual)	17.34%	17.45%	17.60%	19.31%
Life of the options granted (Vesting and exercise period) in years	4.00	4.00	6.50	4.50
Expected Dividend	-	-	-	-
Average Risk- Free Interest Rate	7.55%	7.39%	7.40%	6.80%
Weighted average fair value of options granted	11.90	16.63	20.82	19.67

NOTES TO CONSOLIDATED FINANCIAL STATEMENTS FOR THE YEAR ENDED MARCH 31, 2024

(Amount in INR lakhs unless otherwise stated)

38. RELATED PARTY TRANSACTIONS

A. Name of related party and relationship :

Relationship with the related party	Name of related party
Joint Venture	1 Forum I Aviation Private Limited (Till January 25, 2024)
	2 Contend Builders Private Limited
Directors /Key Management Personnel (KMP)	1 Mr. Analjit Singh (Non-executive Chairman)
	2 Mr. Ashok Brijmohan Kacker (Independent Director) (Till August 31, 2023)
	3 Mr. Mohit Talwar (Non-executive Director)
	4 Mr. Rajit Mehta (Managing Director)
	5 Ms. Tara Singh Vachani (Non-executive Director)
	6 Ms. Sharmila Tagore (Independent Director)
	7 Mr. Pradeep Pant (Independent Director)
	8 Ms. Bhawna Agarwal (Independent Director) (Till October 12, 2023)
	9 Mr. Niten Malhan (Independent Director)
	10 Mr. Ajit Singh (Independent Director) (Appointed w.e.f. May 25, 2022)
	11 Mr. Rohit Kapoor (Independent Director) (Appointed w.e.f. May 25, 2022)
	12 Mr. Pankaj Chawla (Company Secretary)
	13 Mr. Sandeep Pathak (Chief Financial Officer)
Relatives of Directors /Key Management Personnel (KMP) (having transactions during the year)	1 Ms. Sadhna Mehta (Wife of Mr. Rajit Mehta)
	2 Ms. Santosh Mehta (Mother of Mr. Rajit Mehta)
	3 Mr. Raghav Mehta (Son of Mr. Rajit Mehta)
	4 Mr. Shivang Mehta (Son of Mr. Rajit Mehta)
	5 Mr. Om Prakash Mehta (Father of Mr. Rajit Mehta)
	6 Mr. Ishan Bummi (Manager) (Appointed w.e.f Sep 30, 2022)
	7 Mr. Chander Mohan (Father of Mr. Ishan Bummi)
	8 Ms. Kanika Bummi (Wife of Mr. Ishan Bummi)
	9 Mr. Karan Bummi (Brother of Mr. Ishan Bummi)
	10 Mr. Harish Chandra Pathak (Father of Mr. Sandeep Pathak)
	11 Mr. Ojasvi Ghosal (Chief Financial Officer of Antara Assisted Care Services Limited) (upto Oct 07, 2022)
	12 Mr. Vaibhav Poddar (Whole Time Director) (upto Apr 01, 2022)
	13 Ms. Piya Singh (Sister of Ms. Tara Singh Vachani)
	14 Mr. Sahil Vachani (Husband of Ms. Tara Singh Vachani)
Enterprises owned or significantly influenced by key management personnel or their relatives or entities having control or significant influence (having transactions during the year)	1 Max India Foundation
	2 Max Financial Services Limited
	3 Max Life Insurance Company Limited
	4 Max Ventures and Industries Limited
	5 New Delhi House Services limited
	6 Max Towers Private Limited (erstwhile Wise Zone Builders Private Limited)
	7 SKA Diagnostic Private Limited
	8 Max Asset Services Limited
	9 Pharmax Corporation Limited
	10 Icare Health Projects and Research Private Limited
	11 Max Learning Ventures Private Limited
	12 Max Ventures Private Limited
	13 Max Estates Limited (entity post amalgamation with Max Ventures and Industries Limited)
	14 Max Square Limited
	15 Delhi Guest Houses Private Limited
Employee benefit trust	1 Max Financial Services Ltd. Employees' Provident Fund Trust
Person or entities having control or significant influence	1 Mr. Analjit Singh
	2 Ms. Neelu Analjit Singh
	3 Ms. Piya Singh
	4 Mr. Veer Singh
	5 Ms. Tara Singh Vachani
	6 Siva Enterprises Private Limited
	7 Max Ventures Investment Holdings Private Limited

NOTES TO CONSOLIDATED FINANCIAL STATEMENTS FOR THE YEAR ENDED MARCH 31, 2024

(Amount in INR lakhs unless otherwise stated)

- B.** The following table provides the details of transactions that have been entered into with related parties for the relevant period.

Nature of transaction	Name of related party	For the year ended March 31, 2024	For the year ended March 31, 2023
Income from functional support services	Max Financial Services Limited	649.75	700.00
	Max Estates Limited	50.00	50.00
Reimbursement of expenses (receivable from)	Max Financial Services Limited	100.77	97.88
	New Delhi House Services limited	18.59	12.76
	Max Ventures Investment Holdings Private Limited	2.70	-
	Contend Builders Private Limited	0.49	-
	Max Life Insurance Company Limited	24.28	-
	Max Estates Limited	4.77	-
Sale of fixed assets	Max Financial Services Limited	-	0.62
	Max Estates Limited	-	5.98
Purchase of fixed assets	Max Financial Services Limited	32.29	0.62
Maintenance / other expenses	New Delhi House Services limited	149.46	138.58
	Max Asset Services Limited	70.27	79.08
	Max Financial Services Limited	16.76	25.96
	SKA Diagnostic Private Limited	-	0.89
Insurance expense	Max Life Insurance Company Limited	22.08	21.86
Refund of Term Insurance CD balance	Max Financial Services Limited	21.81	-
	Max India Foundation	0.33	-
Management service charges	Max Financial Services Limited	500.00	432.20
Rent paid	Pharmax Corporation Limited	0.72	2.92
	Max Financial Services Limited	1.80	1.80
	SKA Diagnostic Private Limited	37.50	37.50
	Delhi Guest Houses Private Limited	82.41	79.19
	Max Towers Private Limited	5.20	5.27
	Pharmax Corporation Limited	1.98	-
	Dr. Shubnum Singh	3.50	-
Director sitting fee	Mr. Ashok Brijmohan Kacker	6.00	15.00
	Ms. Tara Singh Vachani	11.00	12.00
	Mr. Analjit Singh	5.00	7.00
	Mr. Rohit Kapoor	5.00	3.00
	Dr. Ajit Singh	12.00	8.00
	Ms. Sharmila Tagore	19.00	33.00
	Ms. Bhawna Agarwal	3.00	6.00
	Mr. Niten Malhan	16.00	6.00
	Mr. Mohit Talwar	6.00	6.00
	Mr. Pradeep Pant	21.00	22.00
	Dr. Shubnum Singh	3.00	-
Other Transactions with KMP/Director, relatives of KMP/Director	Ms. Tara Singh Vachani	2.10	2.12
	Mr. Sahil Vachani	0.04	-
	Mr. Rajit Mehta	0.22	0.32
	Ms. Sadhna Mehta	0.09	0.01
	Mr. Amar Pratap Singh	0.03	-
	Mr. Raghav Mehta	-	0.03
	Mr. Shivang Mehta	0.14	0.04

NOTES TO CONSOLIDATED FINANCIAL STATEMENTS FOR THE YEAR ENDED MARCH 31, 2024

[Amount in INR lakhs unless otherwise stated]

Nature of transaction	Name of related party	For the year ended March 31, 2024	For the year ended March 31, 2023
	Mr. Om Prakash Mehta	4.17	1.68
	Mr. Ishan Bummi	0.08	0.01
	Mr. Chander Mohan	0.04	0.08
	Ms. Akhila	0.01	-
	Ms. Kanika Bummi	-	0.01
	Mr. Karan Bummi	-	0.02
	Ms. Kanika Bummi	0.01	-
	Mr. Sandeep Pathak	0.05	-
	Mr. Harish Chandra Pathak	0.01	1.20
	Mr. Ojasvi Ghosal	-	5.67
	Mr. Suresh Kumar Kalra	0.21	-
	Mr. Vaibhav Poddar	-	4.65
	Ms. Anita Grover	0.05	-
	Ms. Neetu Analjit Singh	0.08	-
Compensation paid to Non-executive Director (Note-1)	Mr. Analjit Singh	300.00	225.00
Key Managerial person remuneration*	Ms. Tara Singh Vachani	368.28	416.54
	Mr. Rajit Mehta	613.79	691.28
	Mr. Sandeep Pathak	111.00	104.64
	Mr. Pankaj Chawla	60.22	55.47
Security deposit given	Max Asset Services Limited	-	7.87
	Max Estates Gurgaon Limited	3,300.00	-
Sale of club & other services	Max Estates Limited	0.64	5.93
	Contend Builders Private Limited	0.30	0.03
	New Delhi House Services limited	1.68	1.70
Marketing and project fees	Contend Builders Private Limited	466.50	680.39
Secondment fee	Contend Builders Private Limited	131.11	126.89
	Max Ventures & Industries Limited	-	6.90
Donation	Max India Foundation	-	30.00
Company's contribution to Provident Fund Trust	Max Financial Services Ltd. Employees' Provident Fund Trust	23.07	20.65
Interest income	Forum I Aviation Private Limited	-	3.04
	Contend Builders Private Limited	325.13	580.11
Rent income	Max Financial Services Limited	74.14	87.48
	Max Ventures Investment Holdings Private Limited	29.90	39.86
	Max Estates Limited	115.89	-
License fee income	Max India Foundation	0.80	1.20
Other income	Contend Builders Private Limited	-	0.84
Security Deposit Received	Max Assets Services Limited	7.84	17.58
	SKA Diagnostic Private Limited	-	3.13
	Forum I Aviation Private Limited	38.00	-
	Max Estates Limited	115.89	-
Security Deposit Refunded	Max Financial Services Limited	13.34	-
	Max Ventures Investment Holdings Private Limited	9.97	-
Sale of Investment	Forum I Aviation Private Limited	804.32	-
Refund of inter corporate deposit	Contend Builders Private Limited	2,225.18	1,774.82

* The remuneration to the key managerial personnel does not include the provisions made for gratuity and leave benefits, as they are determined on an actuarial basis for the respective Company as a whole. However, it includes amount paid by the company towards health insurance premium and company's contribution to provident fund.

Note 1: Compensation paid to Mr. Analjit Singh for his contribution on Board management, governance process and strategic initiatives of the company with the approval of shareholders.

NOTES TO CONSOLIDATED FINANCIAL STATEMENTS FOR THE YEAR ENDED MARCH 31, 2024

(Amount in INR lakhs unless otherwise stated)

C. The following table provides the year end balances with related parties for the relevant period :

Nature of transaction	Name of related party	As at March 31, 2024	As at March 31, 2023
Loans and advances given	Forum I Aviation Private Limited	-	38.00
	Contend Builders Private Limited	2,480.00	4,705.18
Trade receivable	Max Financial Services Limited	46.01	76.45
	Max Ventures Investment Holdings Private Limited	1.55	22.56
	Max Ventures & Industries Limited	-	0.54
	Contend Builders Private Limited	58.80	39.58
	Max Estates Limited	14.64	0.22
	Mr. Rajit Mehta	0.06	-
	Mr. Om Prakash Mehta	0.15	-
	Interest receivable	Forum I Aviation Private Limited	-
Other receivable	Mr. Analjit Singh	187.86	187.86
	Dr. Shubnum Singh	28.18	28.18
	Max Asset Services Limited	7.84	-
	Max Financial Services Limited	0.99	-
Security Deposit Receivable	Delhi Guest Houses Private Limited	15.00	15.00
	Max Financial Services Limited	0.45	0.45
	SKA Diagnostic Private Limited	9.37	12.50
	Max Asset Services Limited	7.90	33.32
Advance Against Services	Max Life Insurance Company Limited	3.09	1.43
Deposit paid towards development rights	Icare Health Projects and Research Private Limited	6,050.00	6,050.00
Other financial Assets	Contend Builders Private Limited	851.35	611.74
Amount Payable	New Delhi House Services Limited	(17.70)	(17.40)
	Pharmax Corporation Limited	(1.99)	(0.44)
	Max Asset Services Limited	(17.33)	(3.10)
	Max Estates Limited	-	(15.70)
	SKA Diagnostic Private Limited	-	(7.88)
	Delhi Guest Houses Private Limited	(3.59)	(0.04)
	Max Towers Private Limited	(2.42)	(0.04)
	Max Life Insurance Company Limited	-	(0.11)
	Ms. Piya Singh	(0.31)	(0.03)
	Ms. Tara Singh Vachani	(0.01)	-
	Ms. Neetu Analjit Singh	(0.03)	-
	Mr. Amar Pratap Singh	(0.07)	-
	Security Deposit Refundable	Max Financial Services Limited	(8.53)
Max Ventures Investment Holdings Private Limited		-	(9.97)
Max Estates Limited		(115.90)	-
Performance Deposit Given	Max Estates Gurgaon Limited	3,300.00	-
Investment in equity share capital	Contend Builders Private Limited	1,172.54	1,052.11
	Forum I Aviation Private Limited	-	814.80

D. Terms and conditions of transactions with related parties

The transactions with related parties are made on terms equivalent to those that prevail in arm's length transactions.

NOTES TO CONSOLIDATED FINANCIAL STATEMENTS FOR THE YEAR ENDED MARCH 31, 2024

(Amount in INR lakhs unless otherwise stated)

E. Directors’ interests in the ESOP plan

Share options held by executive members of the Board of Directors under the ESOP Plan to purchase Equity shares have the following expiry dates and exercise prices:

Company	Grant date	Number of options granted	Vesting date	Number of options Vested/ to be Vested	Exercise price	Number outstanding		Person
						As at March 31, 2024	As at March 31, 2023	
Max India Ltd.	14-04-2021	456,428	01-06-2023	136,928	65.23	456,428	456,428	Mr. Rajit Mehta
			01-06-2024	136,928				
			01-06-2025	182,572				
Antara Assisted Care Services Ltd.	14-04-2021	228,000	31-03-2024	228,000	10.00	498,000	228,000	Mr. Rajit Mehta
Antara Assisted Care Services Ltd.	18-04-2022	270,000	31-03-2024	270,000	10.00			Mr. Rajit Mehta

Exercise period is 5 years after respective vesting date

39. SEGMENT INFORMATION

39.1 The segment reporting of the Group has been prepared in accordance with Ind AS-108, “Operating Segment” (specified under the section 133 of the Companies Act 2013 (the Act) read with Companies (Indian Accounting Standards) Rule 2015 (as amended from time to time) and other relevant provision of the Act). For management purposes, the Group is organised into business units based on its products and services and has four reportable segments as follows:

a) Operating Segments:

- (i) Business Investments – This segment is represented by treasury investments, rental from investment property and functional support services to group companies.
- (ii) Senior Living – Two of the Company’s subsidiaries is engaged in the business of senior living.
- (iii) Assisted Care - This segment caters to the seniors by providing Care at Home services, Care Homes facilities and sale/ rental of MedCare products carried out by its subsidiary.
- (iv) Others*

*The Group has discontinued reporting “Learning and Development” as a separate operating segment since previous Financial year (FY 2022-23) as Max Skill First Limited (a wholly owned subsidiary) is no more engaged in business activities resulting in no revenue from operations and also other quantitative thresholds w.r.t profit/loss and assets pertaining to the said subsidiary as laid down in Ind AS-108 “Operating Segments” are also not being met.

b) Identification of Segments:

The Board of Directors monitors the operating results of its business segments separately for the purpose of making decisions about resource allocation and performance assessment. Segment performance is evaluated based on profit or loss and is measured consistently with profit or loss in the consolidated financial statements. Operating segments have been identified on the basis of the nature of product / services and have been identified as per the quantitative criteria specified in the Ind AS.

- c)** Revenue and expenses have been identified to a segment on the basis of relationship to operating activities of the segment. Revenue and expenses which relate to enterprise as a whole and are not allocable to a segment on reasonable basis have been disclosed as “Unallocated”.
- d)** Segment assets and segment liabilities represent assets and liabilities in respective segments. Right of use assets, lease liability, tax related assets and other assets and liabilities that can not be allocated to a segment on reasonable basis have been disclosed as “Unallocated”.

NOTES TO CONSOLIDATED FINANCIAL STATEMENTS FOR THE YEAR ENDED MARCH 31, 2024

(Amount in INR lakhs unless otherwise stated)

39.2 SEGMENT INFORMATION

	Senior Living		Assisted Care		Business Investments		Others		Total	
	2024	2023	2024	2023	2024	2023	2024	2023	2024	2023
a. Segment Revenue from continuing operations										
Revenue from external customers	12,056.89	15,407.35	2,498.23	1,617.07	2,930.91	3,004.92	76.68	74.00	17,562.71	20,103.34
Inter segment revenue	303.77	374.15	10.01	-	192.56	248.63	12.00	12.00	518.34	634.78
Total Segment Revenue	12,360.66	15,781.50	2,508.24	1,617.07	3,123.47	3,253.55	88.68	86.00	18,081.05	20,738.12
Less: Inter segment revenue	303.77	374.15	10.01	-	192.56	248.63	12.00	12.00	518.34	634.78
Revenue from continuing operations	12,056.89	15,407.35	2,498.23	1,617.07	2,930.91	3,004.92	76.68	74.00	17,562.71	20,103.34
b. Segments Results before interest, share of loss of joint venture and tax from continuing operations before exceptional items	494.59	2,056.56	(6,100.03)	(2,857.93)	50.11	449.79	(68.49)	(72.77)	(5,623.82)	(424.35)
Add: Interest income									1,068.95	872.53
Less: Interest expense									458.57	622.67
Loss/ (profit) before tax, share of loss of joint venture and tax from continuing operations before exceptional items									(5,013.44)	(174.49)
Add: Share of loss of joint ventures									108.33	(126.38)
Less: Provision for taxation (includes provision for Deferred Tax)									734.17	737.42
Loss/ (profit) after tax, share of loss of joint venture and tax from continuing operations before exceptional items									(5,639.28)	(1,038.29)
c. Segment assets	30,990.36	29,947.54	9,349.37	3,037.91	25,570.77	39,207.00	301.24	284.92	66,211.74	72,477.37
Add: Investment in joint ventures accounted for using equity method									1,172.54	1,866.91
Add: Goodwill									12.13	12.13
Add: Unallocated assets									1,037.70	983.57
Total Assets	30,990.36	29,947.54	9,349.37	3,037.91	25,570.77	39,207.00	301.24	284.92	68,434.11	75,339.98
d. Segment Liabilities	12,249.12	17,176.70	5,217.71	2,932.75	1,658.44	908.75	25.53	32.01	19,150.80	21,050.21
Add: Unallocated liabilities									48.98	79.24
Total Liabilities	12,249.12	17,176.70	5,217.71	2,932.75	1,658.44	908.75	25.53	32.01	19,199.78	21,129.45
e. Depreciation and amortisation expenses	171.43	131.00	575.58	489.55	268.22	223.98	-	-	1,015.22	844.53
f. Additions to Property, Plant & Equipment, Intangible assets, Right of use assets and Investment property	992.62	33.43	3,721.81	843.31	642.68	229.21	-	-	5,357.12	1,105.95

40. FAIR VALUE HIERARCHY

The Group uses the following hierarchy for determining and disclosing the fair value of financial instruments by valuation technique:

Level 1: quoted (unadjusted) prices in active markets for identical assets or liabilities

Level 2: other techniques for which all inputs that have a significant effect on the recorded fair value are observable, either directly or indirectly

Level 3: techniques that use inputs that have a significant effect on the recorded fair value that are not based on observable market data

The following table provides the fair value measurement hierarchy of the Group's assets and liabilities.

NOTES TO CONSOLIDATED FINANCIAL STATEMENTS FOR THE YEAR ENDED MARCH 31, 2024

[Amount in INR lakhs unless otherwise stated]

A. Quantitative disclosures fair value measurement hierarchy as at March 31, 2024:

Particulars	Carrying value	Fair value measurement using		
		Quoted prices in active markets	Significant observable inputs	Significant unobservable inputs
		(Level 1)	(Level 2)	(Level 3)
Financial assets measured at Fair value through profit or loss:				
Current				
Investment in Mutual funds (Refer Note No. 6b)	5,173.42	5,173.42	-	-
Assets measured at amortised cost:				
Non-Current				
Loan (Refer Note No. 7)	2,307.08	-	-	2,307.08
Other financial assets (Refer Note No. 10)	9,679.74	-	-	9,679.74
Current				
Loan (Refer Note No. 7)	2.78	-	-	2.78
Trade receivables (Refer Note No. 8)	494.10	-	-	494.10
Cash and Cash Equivalents (Refer Note No. 9)	11,603.05	-	-	11,603.05
Bank balances other than cash and cash equivalents (Refer Note No. 9a)	9,298.87	-	-	9,298.87
Other financial assets (Refer Note No. 10)	3,924.90	-	-	3,924.90
Financial liabilities measured at amortised cost:				
Non-Current				
Borrowings (Refer Note No. 17a)	81.89	-	-	81.89
Lease Liability (Refer Note No. 36)	3,829.04	-	-	3,829.04
Other financial liabilities (Refer Note 19)	329.65	-	-	329.65
Current				
Borrowings (Refer Note No. 17b)	36.59	-	-	36.59
Trade payables (Refer Note No. 18)	2,354.16	-	-	2,354.16
Lease Liability (Refer Note No. 36)	409.02	-	-	409.02
Other financial liabilities (Refer Note No. 19)	10,271.11	-	-	10,271.11

There have been no transfers between Level 1 and Level 2 during the period.

Quantitative disclosures fair value measurement hierarchy as at March 31, 2023:

Particulars	Carrying value	Fair value measurement using		
		Quoted prices in active markets	Significant observable inputs	Significant unobservable inputs
		(Level 1)	(Level 2)	(Level 3)
Financial assets measured at Fair value through profit or loss:				
Current				
Investment in Mutual funds (Refer Note No. 6b)	6,479.56	6,479.56	-	-
Financial assets measured at amortised cost:				
Non-Current				
Loan (Refer Note No. 7)	4,330.65	-	-	4,330.65
Other financial assets (Refer Note No. 10)	874.17	-	-	874.17
Current				

NOTES TO CONSOLIDATED FINANCIAL STATEMENTS FOR THE YEAR ENDED MARCH 31, 2024

(Amount in INR lakhs unless otherwise stated)

Particulars	Carrying value	Fair value measurement using		
		Quoted prices in active markets	Significant observable inputs	Significant unobservable inputs
		(Level 1)	(Level 2)	(Level 3)
Trade receivables (Refer Note No. 8)	285.65	-	-	285.65
Cash and Cash Equivalents (Refer Note No. 9)	8,872.66	-	-	8,872.66
Bank balances other than cash and cash equivalents (Refer Note No. 9a)	420.27	-	-	420.27
Other financial assets (Refer Note No. 10)	23,242.42	-	-	23,242.42
Financial liabilities measured at amortised cost:				
Non-Current				
Borrowings (Refer Note No. 17a)	2,233.70	-	-	2,233.70
Lease Liability (Refer Note No. 36)	1,852.95	-	-	1,852.95
Other financial liabilities (Refer Note 19)	16.03	-	-	16.03
Current				
Borrowings (Refer Note No. 17b)	7.62	-	-	7.62
Trade payables (Refer Note No. 18)	1,090.15	-	-	1,090.15
Lease Liability (Refer Note No. 36)	435.24	-	-	435.24
Other financial liabilities (Refer Note No. 19)	9,620.80	-	-	9,620.80

Notes:

- 1 The fair value of the financial assets and liabilities is included at the amount at which the instrument could be exchanged in a current transaction between willing parties, other than in a forced or liquidation sale.
- 2 The following methods and assumptions were used to estimate the fair values:
 - a. The fair values for investments in quoted securities like mutual funds are based on price quotations available in the market at each reporting date.
 - b. The fair values for investments in unquoted equity shares held in Joint ventures are valued as per Ind AS-28 (Investment in Associates and Joint ventures).
 - c. The fair values of the financial assets and liabilities are determined by using DCF method using discount rate that reflects the issuer's incremental borrowing rate as at the end of the reporting period.

41. FINANCIAL RISK MANAGEMENT

The Group's principal financial liabilities comprise Borrowings, Lease liabilities, Trade payables and Security Deposits and refund due to customers. The main purpose of these financial liabilities is to finance the Company's operations. The Group's principal financial assets include Investments in Mutual Funds, Fixed Deposits, Loans, Trade receivables, Bank balances, unbilled revenue and security deposits.

The Group is exposed to market risk, credit risk and liquidity risk. The Company's Audit Committee oversees compliance with the management of these risks/company's Risk Management Policy, and reviews the adequacy of the risk management framework in relation to the risk faced by the Group. The Audit Committee is assisted in its overall role by Internal Audit. Internal Audit undertakes both regular and ad-hoc reviews of risk management controls and procedure, the results of which are reported to the Audit Committee.

NOTES TO CONSOLIDATED FINANCIAL STATEMENTS FOR THE YEAR ENDED MARCH 31, 2024

(Amount in INR lakhs unless otherwise stated)

The group's activities expose it to the following risks arising from the financial instruments

- A) Market risk
- B) Credit risk
- C) Liquidity risk

This note explains the sources of risk which the entity is exposed to and how the entity manages the risk.

Risk	Exposure arising from	Measurement	Management
Market risk – Price risk	Investments in Mutual Funds	Net Assets Value (NAV)	Diversifies its portfolio of assets
Credit Risk	Security Deposits, Cash and Cash Equivalents (Balance with Banks and Deposits with Banks), Deposit with Banks, Loans, Trade Receivables, Other Financial Assets	Ageing analysis	Diversification of Bank Deposits and Credit Limits. Ageing review of Trade Receivables and regular recovery mechanism w.r.t outstanding dues of Financial assets.
Liquidity risk	Borrowings, Trade payables, Refund due to customers, Lease Liability and Other Financial Liabilities.	Cash flow forecasts	Maintaining adequate funds in the form of Cash and Bank Balances and monitoring expected cash inflows on Trade Receivables and other financial assets.

A) Market risk

Market risk is the risk that the fair value of future cash flows of a financial instrument will fluctuate because of changes in market prices. Market risk comprises three types of risk: interest rate risk, currency risk and other price risk such as equity price risk. Financial instruments affected by market risk include investment in Mutual Funds. The objective of market risk is to optimize the return by managing and controlling the market risk exposures within acceptable parameters.

The sensitivity analysis in the following sections relate to the position as at March 31, 2024. The following assumptions have been made in calculating the sensitivity analysis:

- The sensitivity of the relevant profit or loss item is the effect of the assumed changes in respective market risks. This is based on the financial assets and financial liabilities held at March 31, 2024.

a) Interest rate risk

Interest rate risk is the risk that the fair value or future cash flows of a financial instrument will fluctuate because of changes in market interest rates. In order to balance the Group's position with regards to interest income and interest expense and to manage the interest rate risk, treasury performs comprehensive interest rate risk management. The Group's main interest rate risk arised from long term borrowings with variable rates, which expose the Group to cash flow interest rate risk. During March 31, 2024 and March 31, 2023, Group's borrowings are denominated in Rupee currency.

The exposure of company's borrowings to interest rate changes at the end of reporting period are as follows:

Particulars	March 31, 2024	March 31, 2023
Variable rate borrowings	-	2,225.18
Fixed rate borrowings	118.48	16.14
Total borrowings	118.48	2,241.32

Sensitivity

Profit or loss is sensitive to higher/lower expense from borrowings as a result of change in interest rates. The table summarises the impact of increase/decrease in interest rates on Profit or loss.

NOTES TO CONSOLIDATED FINANCIAL STATEMENTS FOR THE YEAR ENDED MARCH 31, 2024

(Amount in INR lakhs unless otherwise stated)

Particulars	Impact on profit before tax	
	March 31, 2024	March 31, 2023
Interest rates- increase by 50 basis points	0.59	11.21
Interest rates- decrease by 50 basis points	(0.59)	(11.21)

b) Foreign currency risk

Foreign currency risk is the risk that the fair value or future cash flows of an exposure will fluctuate because of changes in foreign exchange rates. The Group's exposure to the risk of changes in foreign exchange rates relates primarily to the Group's operating activities (when revenue or expense is denominated in a foreign currency) and investments in foreign currency. The foreign currency risk is on account of balances outstanding with Max UK.

c) Price risk

The Group's exposure to price risk arises from investments held and classified as FVTPL. To manage the price risk arising from investments in mutual funds, the Group diversifies its portfolio of assets.

Sensitivity analysis

Profit or loss is sensitive to higher/ lower prices of Mutual funds on the Company's profit/loss for the periods:

Particulars	March 31, 2024	March 31, 2023
Price sensitivity		
Price increase by (5%) - FVTPL	258.67	323.98
Price decrease by (5%) - FVTPL	(258.67)	(323.98)

B) Credit risk

Financial loss to the Group, arising, if a customer or counterparty to a financial instrument fails to meet its contractual obligations principally from the Group's receivables from customers and investments in debt securities. The carrying amount of financial assets represents the maximum credit exposure.

a) Credit risk management

Credit risk arises from the possibility that counter party may not be able to settle their obligations as agreed. To manage this, the Group periodically assesses the financial reliability of customers, taking into account the financial condition, current economic trends, and analysis of historical bad debts and ageing of account receivables. Individual risk limits are also set accordingly.

Based on business environment in which the Group operates, a default on a financial asset is considered when the counter party fails to make payments within the agreed time period. Loss rates reflecting defaults are based on actual credit loss experience and considering differences between current and historical economic conditions.

The description of significant financial assets is given below:

(i) Trade Receivables

The activities of the group primarily include leasing activities, club membership, food and beverages, maintenance and club services in the Senior living segment, facilitate support and management consultancy to related parties, rental income from Building and investment property and revenue from Care at Home, Care Home, MedCare and Antara AGEasy. The credit risk with respect to amounts outstanding from group's related parties and tenants is considered to be insignificant. Refer Note No. 38 on disclosure on related party transactions with respect to amount outstanding as at reporting date.

The Group creates allowances for impairment that represents its expected credit losses in respect of trade receivables. The management of the respective companies in the Group uses a simplified approach for the purpose of computation of expected credit loss for trade receivables.

NOTES TO CONSOLIDATED FINANCIAL STATEMENTS FOR THE YEAR ENDED MARCH 31, 2024

(Amount in INR lakhs unless otherwise stated)

(ii) Cash and cash equivalents

The Group held cash and cash equivalents of Rs. 11,603.05 lakhs as on 31 March 2024 (31 March 2023: Rs. 8,872.66 lakhs). The cash and cash equivalents that are held with scheduled banks as on 31 March 2024 are of Rs. 11,595.88 lakhs (31 March 2023: Rs. 8868.50 lakhs).

(iii) Deposits with banks

The Group held fixed deposits and interest on same with banks and financial institutions as on 31 March 2024 of Rs. 13,015.52 lakhs (31 March 2023: Rs. 24,159.57 lakhs). In order to manage the risk, the Group invests only with scheduled banks.

(iv) Investment in Mutual Funds

The Group has made Investments in Mutual Funds as on 31 March 2024 of Rs. 5,173.42 Lakhs (31 March 2023: Rs. 6,479.56 lakhs). In order to manage the credit risk, the Group maintains a list of approved Asset Management Companies with a regular review. The investment in mutual funds is within prescribed parameters as per Treasury policy.

(v) Loans and Advances

The Group has given loans to its Joint ventures amounting to Rs. 2,307.08 lakhs as on 31 March 2024 (31 March 2023: Rs. 4,330.65 lakhs). The Loans approval are on a case to case basis by Audit Committee and/or Board. The credit risk with respect to amount of loans advanced to the related party is considered to be significant. Refer Note No. 38 on disclosure on related party transactions with respect to amount outstanding as at reporting date.

The Group creates allowance for impairment that represents its expected credit losses in respect of Loans & Advances.

Trade receivables and Loans and Advances are written-off when there is no reasonable expectation of recovery, such as a debtor declaring bankruptcy or a litigation decided against the Group. Group continues to engage with parties whose balances are written-off and attempts to enforce repayment. Recoveries made are recognised in statement of profit and loss.

b) Credit risk exposure

The carrying amount of financial assets represents the maximum credit exposure. The maximum exposure to credit risk at the reporting date was:

Particulars	March 31, 2024	March 31, 2023
Financial assets for which loss allowance is measured using 12 months Expected Credit Losses (ECL) (except Trade receivables measured using Life time ECL)		
Loans (including interest)	2,309.86	4,330.65
Investments in Mutual Funds	5,173.42	6,479.56
Cash and cash equivalents (balance in banks)	11,595.88	8,868.50
Deposits with banks (including interest)	13,015.52	24,159.57
Trade receivables	494.10	285.65
Security Deposits	9,714.66	168.83
Other Financial Assets	173.33	208.46
Total	42,476.77	44,501.22

Ageing analysis of trade receivables

For ageing analysis of the trade receivables, refer note no. 45.

NOTES TO CONSOLIDATED FINANCIAL STATEMENTS FOR THE YEAR ENDED MARCH 31, 2024

(Amount in INR lakhs unless otherwise stated)

C) Liquidity risk

Liquidity risk is the risk that the Group will encounter difficulty in meeting the obligations associated with its financial liabilities that are settled by delivering cash or another financial asset. The Group’s approach to managing liquidity is to ensure, as far as possible, that it will always have sufficient liquidity to meet its liabilities when due, under both normal and stressed conditions, without incurring unacceptable losses or risking damage to the Group’s reputation.

The Group employs prudent liquidity risk management practices which inter alia means maintaining sufficient cash and marketable securities and the availability of funding through an adequate amount of committed credit facilities. Given the nature of the underlying businesses, the corporate finance maintains flexibility in funding by maintaining availability under committed credit lines and this way liquidity risk is mitigated by the availability of funds to cover future commitments. Cash flow forecasts are prepared not only for the entities but the Group as a whole and the utilized borrowing facilities are monitored on a daily basis and there is adequate focus on good management practices whereby the collections are managed efficiently. The Group while borrowing funds for large capital project, negotiates the repayment schedule in such a manner that these match with the generation of cash on such investment.

The Group aims to maintain the level of its cash and cash equivalents and other highly marketable debt investments at an amount in excess of expected cash flows on financial liabilities. The Group also monitors the level of expected cash inflows on trade receivables with the expected cash outflows on trade payables and other financial liabilities.

The table below summarises the maturity profile of the Group’s financial liabilities based on contractual undiscounted payments.

Particulars	Carrying Amount March 31, 2024	Upto 1 year	1-5 years	Total
Non-derivative financial liabilities				
Non-Current				
Borrowings (Refer Note No. I below)	81.89	-	81.89	81.89
Lease Liability	3,829.04	-	3,829.04	3,829.04
Other financial liabilities	329.65	-	329.65	329.65
Current				
Trade payables	2,354.16	2,354.16	-	2,354.16
Borrowings (Refer Note No. I below)	36.59	36.59	-	36.59
Lease Liability	409.02	409.02	-	409.02
Other Financial Liabilities	10,271.11	10,271.11	-	10,271.11
Total	17,311.46	13,070.88	4,240.58	17,311.46

Particulars	Carrying Amount March 31, 2023	Upto 1 year	1-5 years	Total
Non-derivative financial liabilities				
Non-Current				
Borrowings (Refer Note No. I below)	2,233.70	-	2,233.70	2,233.70
Lease Liability	1,852.95	-	1,852.95	1,852.95
Other financial liabilities	16.03	-	16.03	16.03
Current				
Trade payables	1,090.15	1,090.15	-	1,090.15
Borrowings (Refer Note No. I below)	7.62	7.62	-	7.62
Lease Liability	435.24	435.24	-	435.24
Other Financial Liabilities	9,620.80	9,620.80	-	9,620.80
Total	15,256.49	11,153.81	4,102.68	15,256.49

NOTES TO CONSOLIDATED FINANCIAL STATEMENTS FOR THE YEAR ENDED MARCH 31, 2024

[Amount in INR lakhs unless otherwise stated]

Note I: Borrowings

Particulars	As at Mar 31, 2024	As at March 31, 2023
Borrowing (Refer Note No. 17a and 17b)	118.48	2,241.32
Total	118.48	2,241.32

42. CAPITAL MANAGEMENT

For the purpose of the Group's capital management, capital includes issued equity capital and all other equity reserves attributable to the equity holders of the Group. The primary objective of the Group's capital management is to maximise the shareholder value.

The Group manages its capital structure and makes adjustments in light of changes in economic conditions and the requirements of the financial covenants. The Group monitors capital using a gearing ratio, which is net debt divided by total capital plus net debt.

Particulars	As at March 31, 2024	As at March 31, 2023
Borrowings (Non-Current and Current including current maturities) - Refer Note No. 17(a) and (b)	118.48	2,241.32
Less: Cash and cash equivalents (including Fixed deposits) - Refer Note No. 9, 9a and 10	(24,441.46)	(32,726.12)
Net debts (a)	(24,322.98)	(30,484.80)
Equity share capital - Refer Note No. 15	4,317.08	4,302.90
Other equity - Refer Note No. 16	44,917.25	49,907.62
Total Capital (b)	49,234.33	54,210.52
Capital and net debt (c = a+b)	24,911.35	23,725.72
Gearing ratio*(%) (d = a/c)	0.00%	0.00%

* Since the Net Debt is Nil, the Computed Gearing Ratio is taken as Nil.

No changes were made in the objectives, policies or processes for managing capital during the year ended March 31, 2024.

43. ADDITIONAL INFORMATION, AS REQUIRED UNDER SCHEDULE III TO THE COMPANIES ACT, 2013, OF ENTERPRISES CONSOLIDATED AS SUBSIDIARY / JOINT VENTURES

A. For the year ended March 31, 2024

Name of Entity	Net Assets i.e. total assets minus total liabilities		Share in Profit and loss		Share in Other comprehensive income (OCI)		Share in Total Comprehensive Income	
	% of consolidated net assets	Amount	% of consolidated Profit and loss	Amount	% of consolidated OCI	Amount	% of consolidated total comprehensive income	Amount
Max India Limited (Parent)	175.48%	86,398.62	-2.20%	123.90	47.02%	(7.86)	-2.05%	116.04
Subsidiaries								
(i) Indian								
Antara Senior Living Limited	50.90%	25,062.11	38.38%	(2,163.65)	104.43%	(17.46)	38.57%	(2,181.11)
Max Ateev Limited	0.21%	104.41	-1.39%	78.11	-	-	-1.38%	78.11
Max Skill First Limited	-2.79%	(1,373.79)	-0.01%	0.82	-	-	-0.01%	0.82
Antara Assisted Care Services Ltd	8.40%	4,137.15	111.81%	(6,303.26)	0.66%	(0.11)	111.48%	(6,303.37)

NOTES TO CONSOLIDATED FINANCIAL STATEMENTS FOR THE YEAR ENDED MARCH 31, 2024

(Amount in INR lakhs unless otherwise stated)

Name of Entity	Net Assets i.e. total assets minus total liabilities		Share in Profit and loss		Share in Other comprehensive income (OCI)		Share in Total Comprehensive Income	
	% of consolidated net assets	Amount	% of consolidated Profit and loss	Amount	% of consolidated OCI	Amount	% of consolidated total comprehensive income	Amount
Antara Purukul Senior Living Limited*	15.19%	7,479.26	-42.06%	2,371.29	-29.31%	4.90	-42.02%	2,376.19
	71.92%	35,409.13	106.72%	(6,016.69)	75.78%	(12.67)	106.63%	(6,029.36)
(ii) Foreign								
Max UK Limited	0.18%	86.54	0.89%	(50.45)	-22.79%	3.81	0.82%	(46.64)
Joint Ventures (accounted for using equity method)								
Forum I Aviation Private Limited**	-	-	0.21%	(12.11)	-	-	0.21%	(12.11)
Contend Builders Private Limited*	2.38%	1,172.54	-2.14%	120.44	-	-	-2.13%	120.44
	2.38%	1,172.54	-1.92%	108.33	-	-	-1.92%	108.33
Eliminations/ Adjustments	-149.96%	(73,832.50)	-3.47%	195.63	-	-	-3.46%	195.63
Exceptional items	-	-	-0.03%	1.63	-	-	-0.03%	1.63
Total	100.00%	49,234.33	100.03%	(5,637.65)	100.00%	(16.72)	100.03%	(5,654.37)

* Held through Antara Senior Living Limited

** Held through Max Ateev Limited. The entity was a Joint Venture of Max Ateev Limited and same was classified as non-current asset held for sale from the quarter ended September 30, 2023 and accordingly application of equity method was discontinued from the quarter ended 31st December, 2023 (Refer Note No. 48 for details). The said entity ceases to be Joint Venture effective January 25, 2024.

B. For the year ended March 31, 2023

Name of Entity	Net Assets i.e. total assets minus total liabilities		Share in Profit and loss		Share in Other comprehensive income (OCI)		Share in Total Comprehensive Income	
	% of consolidated net assets	Amount	% of consolidated Profit and loss	Amount	% of consolidated OCI	Amount	% of consolidated total comprehensive income	Amount
Max India Limited (Parent)	158.24%	85,780.47	-117.14%	1,216.27	-27.45%	(8.32)	-119.84%	1,207.95
Subsidiaries								
(i) Indian								
Antara Senior Living Limited	46.24%	25,066.50	126.30%	(1,311.35)	41.51%	12.58	128.85%	(1,298.77)
Max Ateev Limited	0.05%	26.31	0.28%	(2.91)	-	-	0.29%	(2.91)
Max Skill First Limited	-2.54%	(1,374.61)	-2.55%	26.43	-	-	-2.62%	26.43
Antara Assisted Care Services Ltd	0.21%	112.83	293.67%	(3,049.09)	12.82%	3.89	302.11%	(3,045.21)
Antara Purukul Senior Living Limited*	9.39%	5,088.51	-211.28%	2,193.68	66.69%	20.21	-219.64%	2,213.89

NOTES TO CONSOLIDATED FINANCIAL STATEMENTS FOR THE YEAR ENDED MARCH 31, 2024

[Amount in INR lakhs unless otherwise stated]

Name of Entity	Net Assets i.e. total assets minus total liabilities		Share in Profit and loss		Share in Other comprehensive income (OCI)		Share in Total Comprehensive Income	
	% of consolidated net assets	Amount	% of consolidated Profit and loss	Amount	% of consolidated OCI	Amount	% of consolidated total comprehensive income	Amount
	53.35%	28,919.54	206.42%	(2,143.24)	121.02%	36.68	208.99%	(2,106.57)
(ii) Foreign								
Max UK Limited	0.25%	133.16	4.62%	(47.96)	6.43%	1.95	4.56%	(46.01)
Joint Ventures (accounted for using equity method)								
Forum I Aviation Private Limited**	1.50%	814.80	15.93%	(165.41)	-	-	16.41%	(165.41)
Contend Builders Private Limited*	1.94%	1,052.11	-3.76%	39.04	-	-	-3.87%	39.04
	3.44%	1,866.91	12.17%	(126.36)	-	-	12.54%	(126.37)
Eliminations/ Adjustments	-115.27%	(62,489.55)	-6.07%	63.02	-	-	-6.25%	63.02
Total	100.00%	54,210.52	100.00%	(1,038.29)	100.00%	30.31	100.00%	(1,007.98)

* Held through Antara Senior Living Limited

** Held through Max Ateev Limited

44. TRADE PAYABLES

Ageing as on 31.03.2024

Particulars	Outstanding for following periods from due date of payment				
	Less than 1 year	1-2 years	2-3 years	More than 3 years	Total
(i) MSME	325.82	0.16	2.58	1.41	329.97
(ii) Others	2,014.33	4.19	1.95	3.62	2,024.10
(iii) Disputed dues – MSME	-	-	-	-	-
(iv) Disputed dues – Others	-	-	-	-	-
Total	2,340.15	4.35	4.53	5.03	2,354.07

Ageing as on 31.03.2023

Particulars	Outstanding for following periods from due date of payment				
	Less than 1 year	1-2 years	2-3 years	More than 3 years	Total
(i) MSME	53.57	2.58	-	1.41	57.56
(ii) Others	1,027.63	0.99	0.34	3.63	1,032.59
(iii) Disputed dues – MSME	-	-	-	-	-
(iv) Disputed dues – Others	-	-	-	-	-
Total	1,081.20	3.57	0.34	5.04	1,090.15

NOTES TO CONSOLIDATED FINANCIAL STATEMENTS FOR THE YEAR ENDED MARCH 31, 2024

(Amount in INR lakhs unless otherwise stated)

45. TRADE RECEIVABLES AGEING SCHEDULE

Ageing as on 31.03.2024

Particulars	Outstanding for following periods from due date of payment					Total
	Less than 6 months	6 months - 1 year	1-2 years	2-3 years	More than 3 years	
(i) Undisputed Trade receivables – considered good	438.42	11.71	11.89	10.49	21.60	494.10
(ii) Undisputed Trade Receivables – which have significant increase in credit risk	-	0.30	0.30	3.97	-	4.57
(iii) Undisputed Trade Receivables – credit impaired	-	-	-	-	-	-
(iv) Disputed Trade Receivables– considered good	-	-	-	-	-	-
(v) Disputed Trade Receivables – which have significant increase in credit risk	-	-	-	-	-	-
(vi) Disputed Trade Receivables – credit impaired	-	-	-	-	-	-
Less: Provision for expected credit loss	-	(0.30)	(0.30)	(3.97)	-	(4.57)
Total	438.42	11.71	11.89	10.49	21.60	494.10

Ageing as on 31.03.2023

Particulars	Outstanding for following periods from due date of payment					Total
	Less than 6 months	6 months - 1 year	1-2 years	2-3 years	More than 3 years	
(i) Undisputed Trade receivables – considered good	230.42	18.44	12.65	11.09	13.06	285.65
(ii) Undisputed Trade Receivables – which have significant increase in credit risk	-	-	-	-	-	-
(iii) Undisputed Trade Receivables – credit impaired	-	0.03	7.94	0.30	-	8.27
(iv) Disputed Trade Receivables– considered good	-	-	-	-	-	-
(v) Disputed Trade Receivables – which have significant increase in credit risk	-	-	-	-	-	-
(vi) Disputed Trade Receivables – credit impaired	-	-	-	-	-	-
Less: Provision for expected credit loss	-	(0.03)	(7.94)	(0.30)	-	(8.27)
Total	230.42	18.44	12.65	11.09	13.06	285.65

46 TRANSACTIONS WITH THE COMPANIES STRUCK OFF UNDER SECTION 248 OF COMPANIES ACT, 2013 OR SECTION 560 OF COMPANIES ACT, 1956. DETAILS ARE AS BELOW:

Name of struck off company	Nature of transactions with struck-off Company	Relationship with the Struck off company, if any, to be disclosed	Balance outstanding as at current period FY 2023-24	Balance outstanding as at previous period FY 2022-23
NIL				

NOTES TO CONSOLIDATED FINANCIAL STATEMENTS FOR THE YEAR ENDED MARCH 31, 2024

(Amount in INR lakhs unless otherwise stated)

47. ADDITIONAL REGULATORY INFORMATION

- i) The title deeds of immovable properties (other than immovable properties where the Group is the lessee and the lease agreements are duly executed in favour of the Group) disclosed in the financial statements included in property, plant and equipment are held in the name of the Group as at the balance sheet date.
- ii) The Group does not have any benami property, where any proceeding has been initiated or pending against the Group for holding any benami property.
- iii) The Group has not traded or invested in Crypto currency or Virtual Currency during the financial year.
- iv) The Group has not advanced or loaned or invested funds to any person(s) or entity(ies), including foreign entities (Intermediaries) with the understanding that the Intermediary shall:
 - (a) directly or indirectly lend or invest in other persons or entities identified in any manner whatsoever by or on behalf of the company (ultimate beneficiaries) or
 - (b) provide any guarantee, security or the like to or on behalf of the ultimate beneficiaries
- v) The Group has not received any fund from any person(s) or entity(ies), including foreign entities (funding party) with the understanding (whether recorded in writing or otherwise) that the Company shall:
 - (a) directly or indirectly lend or invest in other persons or entities identified in any manner whatsoever by or on behalf of the funding party (ultimate beneficiaries) or
 - (b) provide any guarantee, security or the like on behalf of the ultimate beneficiaries.
- vi) The Group has complied with the number of layers prescribed under clause (87) of section 2 of the Act read with the Companies (Restriction on number of Layers) Rules, 2017.
- vii) The Group is not declared wilful defaulter by any bank or financial institution or lender during the year.
- viii) The Group has not created any charges or satisfaction which is yet to be registered with ROC beyond the statutory period.
- ix) Quarterly returns or statements of current assets filed by the Group with banks or financial institutions, if any; are in agreement with the books of accounts.
- x) The Group has used the borrowings from banks and Financial institutions for the specific purpose for which it was obtained.
- xi) The Group has not revalued any of its Property, Plant and Equipment (including Right-of-Use Assets) during the year.
- xii) The Group does not have any such transaction which is not recorded in the books of accounts that has been surrendered or disclosed as income during the year in the tax assessments under the Income Tax Act, 1961. (such as, search or survey or any other relevant provisions of the Income Tax Act, 1961).

48. EXCEPTIONAL ITEM

On September 29, 2023, the Board of Directors of Max Ateev Limited', a wholly owned subsidiary of the Company had approved to divest its entire 20% equity stake in 'Forum I Aviation Private Limited', a joint venture. The aforesaid sale was finally executed in the quarter ended March 31, 2024 for an aggregate consideration of Rs 8.04 Crores. The resultant gain on the said transaction has been shown under "Exceptional Items"

NOTES TO CONSOLIDATED FINANCIAL STATEMENTS FOR THE YEAR ENDED MARCH 31, 2024

(Amount in INR lakhs unless otherwise stated)

49 CAPITAL REDUCTION

In accordance with the Scheme for Reduction of Capital of the Company, approved by the Hon'ble National Company Law Tribunal, Bench at Mumbai vide order dated June 8, 2022 (certified copy received on July 12, 2022), the Company vide Exit Option Letter dated July 14, 2022, had given option to eligible shareholders of the Company (other than person forming part of promoter and promoter group) as of record date i.e. July 27, 2022, an offer for cancellation of maximum 1,07,57,252 Equity Shares (i.e. 20% of the then existing issued and paid-up capital) of par value of INR 10/- each, for a consideration of INR 85/- per share for the shares tendered and accepted for cancellation. The Exit Offer period started from Friday, August 5, 2022 and closed on Tuesday, August 23, 2022. During the exit Offer period, 1,86,22,675 equity shares were tendered by eligible shareholders for cancellation. The Board of Directors of the Company on August 29, 2022 approved the cancellation of 1,07,57,252 Equity Shares in accordance with the Scheme read with Exit Option Letter. Post cancellation of 1,07,57,252 Equity Shares, the paid-up Equity Share Capital of the Company stands reduced to Rs. 43,02,90,090/- comprising of 4,30,29,009 Equity Shares of INR 10 each fully paid-up as of this date. The Consideration amount of Rs. 91,43,66,420/- was paid to the Eligible Shareholders on September 2, 2022, whose shares were accepted for cancellation. Simultaneously, the unaccepted shares (i.e. 78,65,423 equity shares) were returned to respective shareholders on the same date. Post effectiveness of the Scheme of reduction of capital, the shareholding of the Promoter and Promoter group had increased from 40.89% to 51.11%, without acquisition of any shares.

As per our report of even date

For and on the behalf of Max India Limited**For Ravi Rajan & Co LLP**Chartered Accountants
Firm Registration Number: 009073N/N500320
UDIN: 24514254BKESQU9804**Rajit Mehta**(Managing Director)
DIN No - 01604819
Place : Gurugram**Niten Malhan**(Director)
DIN No - 00614624
Place : Mumbai**Ravi Gujral**Partner
Membership No.: 514254**Sandeep Pathak**(Chief Financial Officer)
Place : Gurugram**Pankaj Chawla**(Company Secretary)
Place : Gurugram

Place : Gurugram

Date : May 24, 2024

Date : May 24, 2024



ANTARA



MAX INDIA LIMITED

Corporate Address:

3rd Floor, Plot No. 65, Sector 44,
Gurugram, Haryana 122003.

Follow us on:





**NOTICE OF 5TH
ANNUAL GENERAL
MEETING**



MAX INDIA LIMITED

(CIN: L74999MH2019PLC320039)

Registered Office: 167, Floor 1, Plot-167A, Ready Money Mansion, Dr. Annie Besant Road, Worli Mumbai - 400018

Corporate Office: Landmark House, 3rd Floor, Plot No. 65, Sector-44, Gurugram - 122 003, Haryana

Tel: +91- 124-6984444 | Website: www.maxindia.com | E-mail: investorhelpline@maxindia.com

NOTICE OF ANNUAL GENERAL MEETING

NOTICE is hereby given that the 5th Annual General Meeting ("AGM") of Max India Limited ("the Company") will be held on Monday, September 23, 2024 at 1430 Hrs. (IST) through Video Conferencing ("VC") / Other Audio Visual Means ("OAVM") to transact the following business(es):

ORDINARY BUSINESS(ES):

1. To receive, consider and adopt the audited standalone financial statements of the Company for the financial year ended March 31, 2024, together with the Reports of the Board of Directors and Auditors thereon.
2. To receive, consider and adopt the audited consolidated financial statements of the Company for the financial year ended March 31, 2024 and the Report of the Auditors thereon.
3. To appoint Mr. Mohit Talwar (DIN: 02394694), who retires by rotation and being eligible offers himself for re-appointment, as a Director.
4. To appoint Ms. Tara Singh Vachani (DIN: 02610311), who retires by rotation and being eligible offers herself for re-appointment, as a Director.

SPECIAL BUSINESS:

- 5. Approval for continuation of term of appointment of Mr. Analjit Singh (DIN: 00029641) as Director (Non-Executive and Non-Independent) of the Company.**

To consider and if thought fit, to pass the following resolution as a **Special Resolution**:

"RESOLVED THAT pursuant to Regulation 17(1A) and 17(1D) and other applicable provisions of Securities and Exchange Board of India (Listing Obligations and Disclosure Requirements) Regulations, 2015 ("SEBI Listing Regulations") (including any statutory modification or re-enactment(s) thereof for the time being in force) and basis the recommendations of the Nomination and Remuneration Committee and the Board of Directors of the Company, the consent of the members of the Company be and is hereby accorded for the continuation of Mr. Analjit Singh (DIN: 00029641) as a Director (Non-Executive and Non- Independent) of the Company for a further period of five years effective from June 1, 2025 till May 31, 2030, not liable to retire by rotation.

RESOLVED FURTHER THAT the approval of the members to the continuation of the term of Mr. Analjit Singh in terms of this resolution shall be deemed to be their approval in terms of Regulations 17(1A) of SEBI Listing Regulations, for his continuation as Director, notwithstanding attaining the age of Seventy Five years w.e.f. January 11, 2029.

RESOLVED FURTHER THAT the Board of Directors of the Company be and are hereby severally authorized to do all acts, deeds and things and take all such steps as may be necessary, proper or expedient to give effect to this resolution."

Place: Gurugram
Date: August 23, 2024

By Order of the Board
Max India Limited

Regd. Office: 167, Floor 1, Plot-167A, Ready Money Mansion, Dr. Annie Besant Road, Worli Mumbai-400018

Sd/-
Pankaj Chawla
Company Secretary
Membership No. FCS: 6625

NOTES

1. An Explanatory Statement pursuant to Section 102 of the Companies Act, 2013 ("the Act"), read with the relevant Rules made thereunder setting out material facts concerning the business under item no 5 forms the part of this Notice.
2. Information pursuant to the Secretarial Standards-2 and SEBI (Listing Obligations and Disclosure Requirements) Regulations, 2015 ("SEBI Listing Regulations"), for item no. 3, 4 and 5 are attached as Annexure-A to this notice.
3. The Ministry of Corporate Affairs ("MCA") has vide its General Circular Nos. 14/ 2020, 17/ 2020, 20/ 2020, 02/ 2021, 21/ 2021, 10/ 2022 and 09/2023 dated April 8, 2020, April 13, 2020, May 5, 2020, January 13, 2021, December 14, 2021, December 28, 2022 and the latest being 09/2023 dated September 25, 2023 respectively ("MCA Circulars") and Securities and Exchange Board of India ("SEBI"), vide its Circulars dated May 12, 2020, January 15, 2021, May 13, 2022, January 5, 2023 and October 7, 2023 ("SEBI Circulars") and other applicable circulars issued in this regard, permitting the holding of AGM through Video Conferencing/ Other Audio Visual Means ("VC/ OAVM") facility without the physical presence of the Members at a common venue. In compliance with the provisions of the Act, SEBI Listing Regulations and MCA Circulars, the 5th AGM of the Company is being held through VC/OAVM without the physical presence of the Members at a venue. The deemed venue for the 5th AGM ("AGM") shall be the Registered Office of the Company i.e. 167, Floor 1, Plot-167A, Ready Money Mansion, Dr. Annie Besant Road, Worli, Mumbai, Maharashtra-400018.
4. The Company has appointed National Securities Depository Limited ("NSDL"), to provide the VC/OAVM facility for conducting the AGM and for voting through remote e-voting or through e-voting at the AGM. The procedure for participating in the meeting through VC/ OAVM is explained in these notes.
5. In terms of MCA Circulars, the facility to appoint proxy to attend and cast vote for the members is not available for this AGM. Hence the Proxy Form, Attendance Slip and Route Map are not annexed to this Notice.
6. Pursuant to the provisions of Sections 112 and 113 of the Act, the Body Corporates are entitled to appoint authorised representatives to attend the AGM through VC/OAVM and participate thereat and cast their votes through e-voting. They are required to send a scanned copy (PDF/JPG format) of their respective Board or governing body Resolution, Authorization, etc., authorizing their representative to attend the AGM through VC/OAVM on their behalf and to vote through remote e-Voting. The said Resolution/Authorization shall be sent to the Scrutinizer by e-mail to contact@cssanjaygrover.in with a copy marked to evoting@nsdl.com.
7. The Members can join the AGM in the VC/OAVM mode 30 minutes before the scheduled time of the commencement of the Meeting by following the procedure mentioned in the Notice. The facility of participation at the AGM through VC/OAVM will be made available for 1000 members on first come first served basis. This will not include large Shareholders (Shareholders holding 2% or more shareholding), Promoters, Institutional Investors, Directors, Key Managerial Personnel, Auditors etc. who are allowed to attend the AGM without restriction on account of first come first served basis.
8. The attendance of the Members attending the AGM through VC / OAVM will be counted for the purpose of reckoning the quorum under Section 103 of the Act.
9. Pursuant to MCA/SEBI Circulars, the Annual Report for the financial year 2023-24 along with Notice of the 5th Annual General Meeting ("AGM Notice") of the Company are being sent in electronic mode to Members whose e-mail address(s) are registered with the Company or the Depository Participant(s).
10. Those Members, who have not yet registered their email addresses and consequently, have not received the Notice and the Annual Report, are requested to get their email addresses and mobile numbers registered by following the guidelines mentioned in these notes.
11. The AGM notice along with Annual Report will be sent to those members / beneficial owners whose name will appear in the register of members/ list of beneficiaries received from the depositories as on Friday, August 23, 2024 (i.e. the benpos date for sending the Annual Report and AGM Notice). Further, a physical copy of Annual Report shall be sent to only those Members who have requested for the same by sending a request to the Company on e-mail at investorhelpline@maxindia.com or to the RTA at investor@masserv.com.
12. In line with the MCA/SEBI Circulars and SEBI Listing Regulations, the Annual Report and Notice calling the AGM have been uploaded on the website of the Company at www.maxindia.com and the same can also be accessed from the websites of the Stock Exchanges i.e. BSE Limited and National Stock Exchange of India Limited at www.bseindia.com and www.nseindia.com, respectively and the AGM Notice is also available on the website of NSDL i.e. www.evoting.nsdl.com.
13. The Register of Members and Share Transfer Books of the Company will remain closed from Tuesday, September 17, 2024 to Monday, September 23, 2024 (both days inclusive).
14. Members are requested to send all their correspondence

directly to Mas Services Limited, Registrar and Transfer Agent ("RTA") of the Company at T-34, 2nd Floor, Okhla Industrial Area Phase II, New Delhi – 110020. Tel-011-41320335/26387281-83, E-mail: investor@masserv.com.

15. SEBI has mandated the submission of Permanent Account Number (PAN) by every participant in securities market. The entire share capital of the Company is held in demat mode only. Members holding shares in electronic form are therefore, requested to submit the PAN to their Depository Participant ("DP") with whom they are maintaining their demat account.
16. Members are requested to intimate changes/ update, if any, pertaining to their name, postal address, email address, telephone/ mobile numbers, PAN, mandates, nominations, power of attorney, Bank Details such as name of the Bank, Branch details, Bank account number, MICR code, IFSC code, etc., to their DPs with whom they are maintaining their demat account.
17. The Company has designated an exclusive Email Id: investorhelpline@maxindia.com for redressal for Shareholders' / Investors' complaints / grievance. In case you have any queries, complaints or grievances, then please write to us at the above mentioned e-mail address.
18. SEBI vide Circular Nos. SEBI/HO/OIAE/OIAE_IAD-1/P/ CIR/2023/131 dated July 31, 2023, and SEBI/HO/OIAE/OIAE_IAD-1/P/CIR/2023/135 dated August 4, 2023, read with Master Circular No. SEBI/HO/ OIAE/OIAE_IAD1/P/ CIR/2023/145 dated July 31, 2023 (updated as on August 11, 2023), has established a common Online Dispute Resolution Portal ("ODR Portal") for resolution of disputes arising in the Indian Securities Market.

Pursuant to above-mentioned circulars, post exhausting the option to resolve their grievances with the RTA/ Company directly and through existing SCORES platform, the investors can initiate dispute resolution through the ODR Portal at <https://smartodr.in/login>.
19. All the documents referred in the notice and explanatory statement thereto are open for inspection at the Registered and Corporate Office of the Company during working hours between 10.00 a.m. and 1.00 p.m., except on holidays from the date of circulation of this Notice up to the date of AGM i.e. Monday, September 23, 2024.
20. The Register of Directors and Key Managerial Personnel and their shareholding, Register of Contracts or Arrangements in which Directors are interested and all the documents referred to in the Notice and explanatory statement will be available electronically for inspection by the members during the AGM.
21. Pursuant to Section 72 of the Act, Member(s) of the Company may nominate a person in whose name the shares held by him/them shall vest in the event of his/ their unfortunate death. Therefore, member(s) holding shares in dematerialized form, may file nomination form with their respective Depository Participant.
22. The Board of Directors has appointed Mr. Kapil Dev Taneja, Partner, failing him, Mr. Neeraj Arora, Partner of M/s Sanjay Grover & Associates, Company Secretaries having office at B-88, First Floor, Defence Colony, New Delhi – 110024, as Scrutinizer to scrutinize the e-voting during the AGM and remote e-voting process in a fair and transparent manner and they have communicated their willingness to be appointed for the said purpose.
23. For the kind Attention of Shareholders whose shares are lying in Unclaimed Share Demat Suspense Account

The entire share capital of the Company is in demat form. The transfer of Equity Shares in dematerialized form are done through depositories with no involvement of the Company.

In terms of the SEBI Listing Regulations, securities of listed companies can only be transferred in dematerialized form including where the claim is lodged for transmission or transposition of shares.

Shares transferred to Max India Limited - Unclaimed Share Demat Suspense Account ("Demat Suspense Account") can be claimed in demat form only. All such shareholders whose shares lying in Demat Suspense Account are requested to approach the Registrar and Transfer Agent (RTA) of the Company to know the procedure of claiming such shares by forwarding a request letter duly signed by them along with their complete postal address along with PIN code, a copy of PAN card & proof of address. As soon as these shareholders follow the prescribed procedure as may be communicated to them, the Company will immediately credit the eligible equity shares into the demat account of the concerned shareholder.

THE INSTRUCTIONS FOR MEMBERS FOR REMOTE E-VOTING AND JOINING ANNUAL GENERAL MEETING ARE AS UNDER:

The remote e-voting period begins on Thursday, September 19, 2024 at 09:00 A.M. (IST) and ends on Sunday, September 22, 2024 at 05:00 P.M. (IST). Thereafter, the remote e-voting module shall be disabled by NSDL. The Members whose names appear in the Register of Members / Beneficial Owners as on the record date ("cut-off date") i.e. Monday, September 16, 2024, may cast their vote electronically. The voting rights of members shall be in proportion to their shares in the paid-up equity share capital of the Company as on the cut-off date.

Once the vote on a resolution is cast by the member, the member shall not be allowed to change it subsequently or cast the vote again. The person who is not the member or beneficial owner as on cut-off date should treat this Notice for information purpose only.

The way to vote electronically on NSDL e-Voting system consists of "Two Steps" which are mentioned below:

Step 1: Access to NSDL e-Voting system

A) Login method for e-Voting and joining virtual meeting for Individual shareholders holding securities in demat mode.

In terms of SEBI circular dated December 9, 2020 on e-Voting facility provided by Listed Companies, Individual shareholders holding securities in demat mode are allowed to vote through their demat account maintained with Depositories and Depository Participants. Shareholders are advised to update their mobile number and email Id in their demat accounts in order to access e-Voting facility.

Login method for Individual shareholders holding securities in demat mode is given below:

Type of shareholders	Login Method
Individual Shareholders holding securities in demat mode with NSDL.	<ol style="list-style-type: none"> Existing IDeAS user can visit the e-Services website of NSDL at https://eservices.nsdl.com/ either on a Personal Computer or on a mobile. Once the home page of e-Services is launched, click on the "Beneficial Owner" icon under "Login" which is available under "IDeAS" section. This will prompt to enter your User ID and Password. After successful authentication, you will be able to see e-Voting services. Click on "Access to e-Voting" under e-Voting services and you will be able to see e-Voting page. Click on options available against company name or e-Voting service provider - NSDL and you will be re-directed to NSDL e-Voting website for casting your vote during the remote e-Voting period or joining virtual meeting & voting during the meeting. If the user is not registered for IDeAS e-Services, option to register is available at https://eservices.nsdl.com. Select "Register Online for IDeAS" Portal or click at https://eservices.nsdl.com/SecureWeb/IdeasDirectReg.jsp Visit the e-Voting website of NSDL. Open web browser by typing the following URL: https://www.evoting.nsdl.com/ either on a Personal Computer or on a mobile. Once the home page of e-Voting system is launched, click on the icon "Login" which is available under 'Shareholder/Member' section. A new screen will open. You will have to enter your User ID (i.e. your sixteen digit demat account number held with NSDL), Password/OTP and a Verification Code as shown on the screen. After successful authentication, you will be redirected to NSDL Depository site wherein you can see e-Voting page. Click on options available against company name or e-Voting service provider - NSDL and you will be redirected to e-Voting website of NSDL for casting your vote during the remote e-Voting period or joining virtual meeting & voting during the meeting. Shareholders/Members can also download NSDL Mobile App "NSDL Speede" facility by scanning the QR code mentioned below for seamless voting experience. <div style="text-align: center;"> <p>NSDL Mobile App is available on</p>    </div>

Type of shareholders	Login Method
Individual Shareholders holding securities in demat mode with CDSL	<ol style="list-style-type: none"> Users who have opted for CDSL Easi / Easiest facility, can login through their existing user id and password. Option will be made available to reach e-Voting page without any further authentication. The users to login Easi /Easiest are requested to visit CDSL website www.cdslindia.com and click on login icon & New System Myeasi Tab and then user your existing my easi username & password. After successful login the Easi / Easiest user will be able to see the e-Voting option for eligible companies where the evoting is in progress as per the information provided by company. On clicking the evoting option, the user will be able to see e-Voting page of the e-Voting service provider for casting your vote during the remote e-Voting period or joining virtual meeting & voting during the meeting. Additionally, there is also links provided to access the system of all e-Voting Service Providers, so that the user can visit the e-Voting service providers' website directly. If the user is not registered for Easi/Easiest, option to register is available at CDSL website www.cdslindia.com and click on login & New System Myeasi Tab and then click on registration option. Alternatively, the user can directly access e-Voting page by providing Demat Account Number and PAN No. from a e-Voting link available on www.cdslindia.com home page. The system will authenticate the user by sending OTP on registered Mobile & Email as recorded in the Demat Account. After successful authentication, user will be able to see the e-Voting option where the evoting is in progress and also able to directly access the system of all e-Voting Service Providers.
Individual Shareholders (holding securities in demat mode) login through their depository participants	You can also login using the login credentials of your demat account through your Depository Participant registered with NSDL/CDSL for e-Voting facility. Once login, you will be able to see e-Voting option. Once you click on e-Voting option, you will be redirected to NSDL/CDSL Depository site after successful authentication, wherein you can see e-Voting feature. Click on options available against company name or e-Voting service provider-NSDL and you will be redirected to e-Voting website of NSDL for casting your vote during the remote e-Voting period or joining virtual meeting & voting during the meeting.

Important note: Members who are unable to retrieve User ID/ Password are advised to use Forget User ID and Forget Password option available at abovementioned website.

Helpdesk for Individual Shareholders holding securities in demat mode for any technical issues related to login through Depository i.e. NSDL and CDSL.

Login type	Helpdesk details
Individual Shareholders holding securities in demat mode with NSDL	Members facing any technical issue in login can contact NSDL helpdesk by sending a request at evoting@nsdl.co.in or call at 022-48867000
Individual Shareholders holding securities in demat mode with CDSL	Members facing any technical issue in login can contact CDSL helpdesk by sending a request at helpdesk.evoting@cdslindia.com or contact at 18002109911

B) Login Method for shareholders other than Individual shareholders holding securities in demat mode.

How to Log-in to NSDL e-Voting website?

- Visit the e-Voting website of NSDL. Open web browser by typing the following URL: <https://www.evoting.nsdl.com/> either on a Personal Computer or on a mobile.
- Once the home page of e-Voting system is launched, click on the icon "Login" which is available under 'Shareholder/Member' section.
- A new screen will open. You will have to enter your User ID, your Password/OTP and a Verification Code as shown on the screen.

Alternatively, if you are registered for NSDL eservices i.e. IDEAS, you can log-in at <https://eservices.nsdl.com/> with your existing IDEAS login. Once you log-in to NSDL eservices after using your log-in credentials, click on e-Voting and you can proceed to Step 2 i.e. Cast your vote electronically.

4. Your User ID details are given below :

Manner of holding shares i.e. Demat (NSDL or CDSL)	Your User ID is:
a) For Members who hold shares in demat account with NSDL.	8 Character DP ID followed by 8 Digit Client ID For example if your DP ID is IN300*** and Client ID is 12***** then your user ID is IN300***12*****.
b) For Members who hold shares in demat account with CDSL.	16 Digit Beneficiary ID For example if your Beneficiary ID is 12***** then your user ID is 12*****.

5. Password details for shareholders other than Individual shareholders are given below:

- If you are already registered for e-Voting, then you can use your existing password to login and cast your vote.
- If you are using NSDL e-Voting system for the first time, you will need to retrieve the 'initial password' which was communicated to you. Once you retrieve your 'initial password', you need to enter the 'initial password' and the system will force you to change your password.
- How to retrieve your 'initial password'?
 - If your email ID is registered in your demat account or with the company, your 'initial password' is communicated to you on your email ID. Trace the email sent to you from NSDL from your mailbox. Open the email and open the attachment i.e. a .pdf file. Open the .pdf file. The password to open the .pdf file is your 8 digit client ID for NSDL account, last 8 digits of client ID for CDSL account or folio number for shares held in physical form. The .pdf file contains your 'User ID' and your 'initial password'.
 - If your email ID is not registered, please follow steps mentioned below in **process for those shareholders whose email ids are not registered**

6. If you are unable to retrieve or have not received the "Initial password" or have forgotten your password:

- Click on "**Forgot User Details/Password?**" (If you are holding shares in your demat account with NSDL or CDSL) option available on www.evoting.nsd.com.

- If you are still unable to get the password by aforesaid two options, you can send a request at evoting@nsdl.co.in mentioning your demat account number/folio number, your PAN, your name and your registered address etc.

- Members can also use the OTP (One Time Password) based login for casting the votes on the e-Voting system of NSDL.

- After entering your password, tick on Agree to "Terms and Conditions" by selecting on the check box.
- Now, you will have to click on "Login" button.
- After you click on the "Login" button, Home page of e-Voting will open.

Step 2: Cast your vote electronically and join 5th Annual General Meeting on NSDL e-Voting system

How to cast your vote electronically on NSDL e-Voting system?

- After successful login at Step 1, you will be able to see all the companies "EVEN" in which you are holding shares and whose voting cycle and General Meeting is in active status.
- Select "EVEN" of company for which you wish to cast your vote during the remote e-Voting period and casting your vote during the General Meeting. For joining virtual meeting, you need to click on "VC/OAVM" link placed under "Join General Meeting".
- Now you are ready for e-Voting as the Voting page opens.
- Cast your vote by selecting appropriate options i.e. assent or dissent, verify/modify the number of shares for which you wish to cast your vote and click on "Submit" and also "Confirm" when prompted.
- Upon confirmation, the message "Vote cast successfully" will be displayed.
- You can also take the printout of the votes cast by you by clicking on the print option on the confirmation page.
- Once you confirm your vote on the resolution, you will not be allowed to modify your vote.

General Guidelines for shareholders

- Institutional shareholders/Corporate Shareholders (i.e. other than individuals, HUF, NRI etc.) are required to

send scanned copy (PDF/JPG Format) of the relevant Board Resolution/ Authority letter etc. with attested specimen signature of the duly authorized signatory(ies) who are authorized to vote, to the Scrutinizer by e-mail to contact@cssanjaygrover.in with a copy marked to evoting@nsdl.co.in.

2. It is strongly recommended not to share your password with any other person and take utmost care to keep your password confidential. Login to the e-voting website will be disabled upon five unsuccessful attempts to key in the correct password. In such an event, you will need to go through the "Forgot User Details/Password?" or "Physical User Reset Password?" option available on www.evoting.nsdl.com to reset the password.
3. In case of any queries, you may refer the Frequently Asked Questions (FAQs) for Shareholders and e-voting user manual for Shareholders available at the download section of www.evoting.nsdl.com or contact Mr. Amit Vishal, Senior Manager, National Securities Depository Limited, Trade World, 'A' Wing, 4th Floor, Kamala Mills Compound, Senapati Bapat Marg, Lower Parel, Mumbai 400 013 at telephone nos. 1800-222-990 (toll free) or 022-2499 4360 or at e-mail ID amitv@nsdl.co.in or Mr. Sharvan Mangla, General Manager, MAS Services Limited, Registrar and Transfer Agent of the Company, at T-34, 2nd Floor, Okhla Industrial Area, Phase – II, New Delhi – 110020, e-mail: investor@masserv.com, phone no. +91 11 41320335 / 2638 7281/ 82/ 83.

Process for registration of e-mail ids and for procuring user id and password for e-voting

1. The entire shareholding of the Company is held in Demat Mode. Therefore, the members who have not registered their e-mail addresses with the Depositories/ Depository Participant are requested to register the same with their concerned Depository Participant where they maintain their Demat Account. Please provide DPID-Client ID (16 digit DPID + Client ID or 16 digit beneficiary ID), Name, client master or copy of Consolidated Account statement, PAN (self attested scanned copy of PAN card), AADHAR (self attested scanned copy of Aadhar Card) to info@masserv.com for procuring your user id and password for e-voting. Kindly, refer to the login method explained at step 1 (A) i.e. Login method for e-Voting for Individual shareholders holding securities in demat mode.
2. Alternatively shareholder/members may send a request to evoting@nsdl.co.in for procuring user id and

password for e-voting by providing above mentioned documents.

3. In terms of SEBI circular dated December 9, 2020 on e-Voting facility provided by Listed Companies, Individual shareholders holding securities in demat mode are allowed to vote through their demat account maintained with Depositories and Depository Participants. Shareholders are required to update their mobile number and email ID correctly in their demat account in order to access e-Voting facility.

THE INSTRUCTIONS FOR MEMBERS FOR e-VOTING ON THE DAY OF THE AGM ARE AS UNDER:-

1. The procedure for e-Voting on the day of the AGM is same as the instructions mentioned above for remote e-voting.
2. Only those Members/ shareholders, who will attend the AGM through VC/OAVM facility and have not casted their vote on resolutions through remote e-Voting and are otherwise not barred from doing so, shall be eligible to vote through e-Voting system in the AGM.
3. Members who have voted through Remote e-Voting will be eligible to attend the AGM. However, they will not be eligible to vote at the AGM.
4. The details of the person who may be contacted for any grievances connected with the facility for e-Voting on the day of the AGM shall be the same person mentioned for Remote e-voting.

INSTRUCTIONS FOR MEMBERS FOR ATTENDING THE AGM THROUGH VC / OAVM ARE AS UNDER:

1. Members will be provided with a facility to attend the AGM through VC/OAVM through the NSDL e-Voting system. Members may access by following the steps mentioned above for Access to NSDL e-Voting system. After successful login, you can see link of "VC/OAVM link" placed under "Join General meeting" menu against company name. You are requested to click on VC/OAVM link placed under Join General Meeting menu. The link for VC/OAVM will be available in Shareholder/Member login where the EVEN of Company will be displayed. Please note that the members who do not have the User ID and Password for e-Voting or have forgotten the User ID and Password may retrieve the same by following the remote e-Voting instructions mentioned in the notice to avoid last minute rush.
2. Members are encouraged to join the Meeting through Laptops for better experience.

3. Further Members will be required to allow Camera and use Internet with a good speed to avoid any disturbance during the meeting.
 4. Please note that Participants connecting from Mobile Devices or Tablets or through Laptop connecting via Mobile Hotspot may experience Audio/Video loss due to Fluctuation in their respective network. It is therefore recommended to use Stable Wi-Fi or LAN Connection to mitigate any kind of aforesaid glitches.
 5. Members who would like to express their views or ask questions during the AGM may register themselves as a speaker by sending their request from their registered Email Id mentioning their name, DP ID and Client ID / Folio No., PAN, Mobile No. to the Registrar and Share Transfer agent of the Company at investor@masserv.com and to the Company at investorhelpline@maxindia.com on or before Tuesday, September 17, 2024. Those Members who have registered themselves as a speaker will only be allowed to express their views / ask questions during the AGM. The Company reserves the right to restrict the number of speakers depending on the availability of time for the AGM.
- Other Instructions**
1. The e-voting rights of members shall be in proportion of their shares in the paid-up equity share capital of the Company as on the cut-off date, i.e., closure of business hours of Monday, September 16, 2024. A person, whose name is recorded in the register of members or in the register of beneficial owners maintained by the depositories as on the cut-off date shall be entitled to avail the facility of voting, either through remote e-voting or voting at the AGM through electronic voting system.
 2. Any person who acquires shares of the Company and becomes a Member of the Company after sending the Notice and holding shares as of the cut-off date shall be entitled to avail remote e-voting facility or e-voting during the AGM. They, may obtain the login ID and password by sending a request at evoting@nsdl.co.in. However, if he/she is already registered with NSDL for remote e-voting then he/she can use his/ her existing User ID and password for casting the vote.
 3. The Scrutinizer shall, immediately after the conclusion of voting at the AGM, first count the votes cast during the Meeting, thereafter, unblock the votes cast through remote e-voting in the presence of at least two witnesses not in the employment of the Company and make, not later than 2 (Two) working days of conclusion of the AGM, a consolidated Scrutinizer's Report of the total votes cast in favour or against, if any, to the Chairman or a person authorised by him, who shall countersign the same. The Chairman or the authorized person shall declare the results.
 4. The result declared along with the Scrutinizers Report shall be immediately placed on the Notice Board of the Company at its Registered and Corporate office and also on Company's website www.maxindia.com and on the website of NSDL www.evoting.nsdl.com. The Company shall simultaneously forward the results to National Stock Exchange of India Limited (NSE) and BSE Limited (BSE), where the shares of the Company are listed. The resolutions will be deemed to be passed on the date of AGM subject to receipt of the requisite number of votes in favour of the resolutions.

EXPLANATORY STATEMENT PURSUANT TO SECTION 102 OF THE COMPANIES ACT, 2013

Item no. 5

Pursuant to SEBI notification dated June 14, 2023 read with regulation 17(1D) of the Securities and Exchange Board of India (Listing Obligations and Disclosure Requirements) Regulations, 2015, as amended ('SEBI Listing Regulations') effective from July 15, 2023, the continuation of a director serving on the board of a listed entity shall be subject to the approval by the shareholders in a general meeting at least once in every five years.

In terms of the approval of shareholders obtained through Postal Ballot on September 25, 2020, Mr. Analjit Singh

(DIN: 00029641) has been continuing on the Board of the Company as Non-Executive Director, not liable to retire by rotation effective June 1, 2020. Being a director not liable to retire by rotation, his continuation on the Board is currently not subject to approval of shareholders. However, in terms of regulation 17(1D) of the SEBI Listing Regulations, his continuation on the Board is required to be approved by the shareholders at least once in every five years. Therefore, the Company is required to seek the approval of the shareholders for continuation of Mr. Analjit Singh on the Board of the Company beyond May 31, 2025.

Mr. Analjit Singh, in his capacity as Promoter Director and Non-Executive Chairman, has been providing guidance, insights and counsel to the Company on various matters.

As the Chairman of the Company, Mr. Analjit Singh provides vision and thought leadership which has helped the Company and its subsidiaries achieve high standards of corporate governance, brand visibility and overall growth. The key areas where he has always advised the Company, *inter-alia*, includes advising on medium and long term strategies of the Company, business partnerships, promoting business interests, review of talent/human capital related subjects, board management, governance processes and Government relations.

Various new business initiatives are under active consideration to accelerate growth of the Company. In this regard, the management expects that considerable time will be spent by the Chairman to provide guidance and valuable counsel to the management in this crucial phase of growth. The Board believes that his continuation and guidance will significantly contribute to the Company's growth and long-term value creation. In view of the above and consideration of his experience, expertise and performance over the past years and basis the recommendation of the Nomination and Remuneration Committee, the Board has approved and recommended the continuation of term of appointment of Mr. Analjit Singh as Director (Non-Executive, Non-Independent) for a further period of 5 (five) consecutive

years w.e.f. June 01, 2025, and his term shall not be liable to retire by rotation.

Mr. Analjit Singh shall attain the age of Seventy-Five years on January 11, 2029. Pursuant to Regulation 17(1A) of SEBI Listing Regulations, his continuation on the Board w.e.f. January 11, 2029, shall require the approval of the members by way of Special Resolution.

The details of Mr. Analjit Singh as required under Secretarial Standard – 2 and Regulation 36 of the SEBI Listing Regulations, as applicable, are provided in '**Annexure A**' to the Notice.

Save and except the promoters of the Company including Mr. Analjit Singh, Non-executive Chairman and Ms. Tara Singh Vachani, Non-Executive Director and Vice-Chairperson of the Company and their relatives, none of the Directors or Key Managerial Personnel of the Company and their relatives are, in any way, concerned or interested, financially or otherwise, in the said resolution.

The Board recommends the Resolution as set out under Item No. 5 of the accompanying Notice for the approval of the Members by way of **Special Resolution**.

Place: Gurugram
Date: August 23, 2024

Regd. Office: 167, Floor 1, Plot-167A, Ready Money
Mansion, Dr. Annie Besant Road, Worli Mumbai-
400018

By Order of the Board
Max India Limited

Sd/-
Pankaj Chawla
Company Secretary
Membership No. FCS: 6625

Annexure-A
Details of Directors requires to be appointed/re-appointed as stipulated under SEBI Listing Regulations and Secretarial Standards-2

SR. No	Particulars	Mr. Analjit Singh	Ms. Tara Singh Vachani	Mr. Mohit Talwar
1	DIN	00029641	02610311	02394694
2	Date of Birth	January 11, 1954	January 4, 1987	September 17, 1959
3	Age	71 Years	38 Years	65 Years
4	Date of Appointment on the Board	June 1, 2020	June 1, 2020	June 1, 2020
5	Brief resume covering Qualification and nature of expertise in Functional areas and experience	<p>Mr. Analjit Singh is the Founder & Chairman of The Max Group, a \$5-bn Indian multi-business enterprise, with interests in life insurance (Max Life), real estate (Max Estates), senior living (Antara). The Max Group is renowned for successful joint ventures with some pre-eminent firms including Axis Bank, Mitsui Sumitomo & Toppan, Japan; New York Life Insurance Company; Bupa Plc, Life Healthcare, SA; DSM, Netherlands, Hutchison Whampoa; Motorola, Lockheed Martin, and others.</p> <p>Amongst privately held family businesses, Mr. Analjit Singh is the founder of Leeu Collection, a group of leisure boutique hotels in Franschhoek, South Africa; The Lake District, UK; and soon to be opened in Florence, Italy. The Leeu Collection also includes a significant presence in the wine and viticulture sector through Mullineux Leeu Family Wines in SA, a four-time winner of 'Platters Winery of the year' over the past 9 years. In addition, the private arm has a substantial investment in Alajmo SpA, Italy and Riga Foods, India.</p> <p>Mr. Analjit Singh was awarded the Padma Bhushan, India's third highest civilian honour, by the President of India in 2011. An alumnus of The Doon School and Shri Ram College of Commerce, University of Delhi, Mr. Analjit Singh holds an MBA from the Graduate School of Management, Boston University. He has been conferred with an honorary doctorate by Amity University. He also serves as the Honorary Consul General of the Republic of San Marino in India.</p>	<p>Ms. Tara Singh Vachani, the Vice Chairperson of Max India Limited, is also the Executive Chairperson of Antara Senior Living and as the founder of Antara, her vision was to give a new dimension to the Senior Care space in India. Antara today encompasses four verticals, Residences for Seniors, Care Homes for Seniors, Care at Home for Seniors and MedCare Products.</p> <p>Tara is also the Managing Trustee of Max India Foundation, a role she is extremely passionate about. Max India Foundation currently focuses on supporting partners doing work in the space of Foundational Learning and runs a program on Social Emotional Ethical (SEE) learning in collaboration with Emory University.</p> <p>She currently chairs the Teach for India's Delhi Regional Board and is a member of the Advisory Board of Vedica Scholars Program.</p> <p>Tara is a 2020 member of Young Global Leaders, a part of the World Economic Forum and was also one of the '40 under 40' leaders published by Economic Times in 2018.</p> <p>With a major in Politics and South Asian studies at the National University of Singapore followed by courses in Strategy Management at the London School of Economics and Hospitality Business Strategy and Management at Ecole hotelier de Lausanne, Switzerland.</p> <p>An enthusiastic traveler, she is deeply rooted in India by the love for her family and country. Tara enjoys being organized and is a detail-oriented perfectionist. Tara loves reading, theatre and is always looking for new experiences.</p>	<p>Mr. Mohit Talwar is a post-graduate from St. Stephen's College. He brings a wealth of experience of over 40 years in Corporate Finance and Investment Banking. He spent 24 years in Wholesale Banking in Standard Chartered, ANZ Grindlays and Bank of Nova Scotia. Prior to this, he spent almost 6 years with the Oberoi Group.</p> <p>Mr. Talwar joined Max Financial Services Limited ("MFSL") on November 1, 2007, as Director-Business Development. He was appointed as the Deputy Managing Director of MFSL on February 14, 2012. Mr. Talwar was thereafter elevated as the Managing Director of MFSL with effect from January 15, 2016, for a period of five years.</p> <p>Further, Mr. Talwar was also appointed as the Managing Director of Erstwhile Max India Limited for a period of five years with effect from January 15, 2016. He was also the Vice Chairman of Max Group of companies. During his tenure with the Max Group, he successfully leveraged his relationships with institutional investors, hedge funds, banks and private equity firms and led several complex corporate finance and financial structuring deals to ensure adequate investment and liquidity for the Group's operations.</p> <p>Given his wealth of experience and the critical matters which are handled by him, the Board of Directors of MFSL engaged him as a Business Advisor to MFSL on completion of his term as the Managing Director of the Company with effect from January 15, 2023.</p> <p>Mr Talwar is also an avid golfer. He has participated and won several tournaments in India and abroad.</p>

SR. No	Particulars	Mr. Analjit Singh	Ms. Tara Singh Vachani	Mr. Mohit Talwar
		<p>Mr. Analjit Singh is the Chairman of the listed companies of Max Group, viz., Max Financial Services Limited, Max India Limited and Max Estates Limited and earlier, the Founder Chairman of Max Life Insurance Company Limited; Max Healthcare; Hutchison Max Telecom; Max Bupa and so on. He also served as a Director on the Board of Sofina NV/SA, Belgium till March 2022 and was the Non-Executive Chairman of Vodafone India till August 2018.</p> <p>Mr. Analjit Singh was a member of the Founder Executive Board of the Indian School of Business (ISB), India's top-ranked B-School and has served as Chairman of the Board of Governors of The Indian Institute of Technology, The Doon School, and Welham Girls' School. In addition, he served on the Prime Minister's Indo-US CEO and Indo-UK CEO Council for over a decade.</p> <p>He has been felicitated by Senator Hillary Clinton, former US Secretary of State, on behalf of the Indian American Centre for Political Awareness for his outstanding achievement in presenting the international community with an understanding of a modern and vibrant India and for creating several successful joint ventures with leading American companies and promoting business ties with the USA.</p> <p>He has been honoured with the Ernst and Young Entrepreneur of the Year Award (Service Category) and the Golden Peacock Award for Leadership and Service Excellence. In 2014 he was awarded with Spain's second highest civilian honour, the Knight Commander of the Order of Queen Isabella, and the distinguished Alumni Award from Boston University.</p>		
6	Related to any Other Director/ KMPs of the Company	Mrs. Tara Singh Vachani is the youngest daughter of Mr. Analjit Singh.		There is no inter-se relationship between Mr. Mohit Talwar and other Directors/ KMP's of the Company.
7	Nature of Expertise and Experience	As mentioned in brief profile above.		

SR. No	Particulars	Mr. Analjit Singh	Ms. Tara Singh Vachani	Mr. Mohit Talwar
8	Directorships held in other Companies as on date	<ul style="list-style-type: none"> • Max Financial Services Ltd • Max Estates Ltd • Piveta Estates Private Ltd • P V T Ventures Private Ltd • Max Ventures Investment Holdings Private Ltd • BAS Enterprises Private Ltd • Delhi Guest Houses Private Ltd • Max Ventures Private Ltd • Siva Realty Ventures Private Limited • SKA Diagnostic Private Limited • LGO Pte Ltd (Singapore) • Drugyel Estates Pvt. Ltd (Bhutan) • Leeu Collection (Pty) Ltd (South Africa) • Leeu Dassenberg Estates (Pty) Ltd (South Africa) • Capstone 1458 (Pty) Ltd (South Africa) • Klein Dassenberg Estates (Pty) Ltd (South Africa) • Roundstone Pty Ltd (South Africa) • Mullineux and Leeu Family Wines Pty Ltd (South Africa) • Le Quartier Francais (Pty) Ltd (South Africa) • Leeu Holdings Ltd (Cyprus) • Leeu Marketing International Ltd (UK) • The Unstuffy Hotel Co Ltd (UK) • LGOX DMCC (Dubai) • Leeu Italy S.p. A (Italy) • Alajmo S.p. A (Italy) 	<ul style="list-style-type: none"> • Antara Purukul Senior Living Ltd • Max Learning Ventures Private Ltd • Siva Realty Ventures Private Ltd • Seven Heaven Buildmart Private Ltd • Antara Senior Living Ltd • Antara Assisted Care Services Ltd • Max Ventures Investment Holdings Private Ltd • P V T Investment Ltd • Indian School of Business • Rama Krishna Cold-Chem Ltd • Siva Enterprises Private Ltd • SKA Diagnostic Private Ltd • Twiggy Ventures Private Ltd • Leeu Collection (Pty) Ltd (South Africa) • Capstone 1458 (Pty) Ltd (South Africa) • Le Quartier Francais (Pty) Ltd (South Africa) • The Unstuffy Hotel Co Ltd (UK) • Leeu Italy S.p. A (Italy) • LGO Pte Ltd. (Singapore) • Leeu Dassenberg Estates (Pty) Ltd (South Africa) 	<ul style="list-style-type: none"> • Max Life Insurance Company Ltd
9	Resignation from listed entities in the past three years	He has not resigned from any listed company in the past three years. However, he was the Chairman of Max Ventures and Industries Limited which was merged with Max Estates Limited effective from July 31, 2023	She has not resigned from any listed company in the past three years	Mr. Mohit Talwar retired as Managing Director from the Max Financial Services Limited with the close of business hours on January 14, 2023.
10	Memberships/ Chairmanship of committees of other companies as on date (includes only Audit Committee And Stakeholders Relationship Committee)	None	None	None
11	Shareholding in the Company	8,72,357 equity shares of face value Rs. 10/- each	20,000 equity shares of face value Rs. 10/- each	1,26,227 equity shares of face value Rs. 10/- each
12	Terms and Conditions of Appointment	Continuation as Director of the Company in terms of Regulation 17(1D) of SEBI Listing Regulation.	Directors retired by rotation and being eligible offer themselves for re-appointment as Director.	
13	Remuneration	The details of remuneration paid to Mr. Analjit Singh, Mrs. Tara Singh Vachani and Mr. Mohit Talwar (including sitting fees) during the FY 2023-24, have been mentioned in the Report on Corporate Governance forming part of the Board's Report.		
14	No. of Board Meetings Attended during the FY 2023-24	4/4	4/4	4/4