

August 6, 2024

To,
National Stock Exchange of India Limited
Exchange Plaza, Bandra Kurla Complex
Bandra (E)
Mumbai -400 051
Trading Symbol: "SOLARINDS"
Through NEAPS

To,
BSE Limited
Floor no. 25, PJ Towers
Dalal Street
Mumbai - 400 001
Scrip Code: 532725
Through BSE Listing Center

Sub: Fact Sheet - Presentation on Unaudited Financial Results for the quarter ended on June 30, 2024.

Dear Sir/Madam,

Pursuant to Regulation 30 of the SEBI (Listing Regulations & Disclosure requirements) Regulations, 2015, we are enclosing herewith a copy of the presentation to analysts/investors on Unaudited Financial Results of the Company for the quarter ended on June 30, 2024.

The above information is also available on the website of the Company i.e. www.solargroup.com.

This is for your information and record.

Kindly acknowledge the receipt of the same.

Yours truly,

For Solar Industries India Limited

Khushboo Pasari
Company Secretary &
Compliance Officer



Power to Propel

Solar Industries India Limited

Regd. Office : "Solar" House, 14,
Kachimet, Amravati Road,
Nagpur - 440023, Maharashtra, INDIA
CIN : L74999MH1995PLC085878

solar@solargroup.com
www.solargroup.com
+91 712 663 4567
+91 712 663 4578

Q1FY25 Présentation

Solar Industries India Limited



Progressing
with **Foresight** and
Prudence

Snapshot

Q1FY25 vs Q1FY24

Rs. In Cr

	Sales	EBIDTA	PBT	PAT
Q1 25 vs 24	1695 ↑ 1% 1682	474 ↑ 43% 331	408 ↑ 50% 272	301 ↑ 49% 202

Domestic Quantity & Realizations

Q1FY25 vs Q1FY24

EXPLOSIVES				INITIATING SYSTEMS		
		Quantity(MT)	Rate (in Rs)	Value (Cr)	Value(Cr)	
Q1	25	150339	51832	779	184	
	vs	↑ 16%	↓ (12%)	↑ 3%	↑ 12%	
24		129362	58600	758	165	

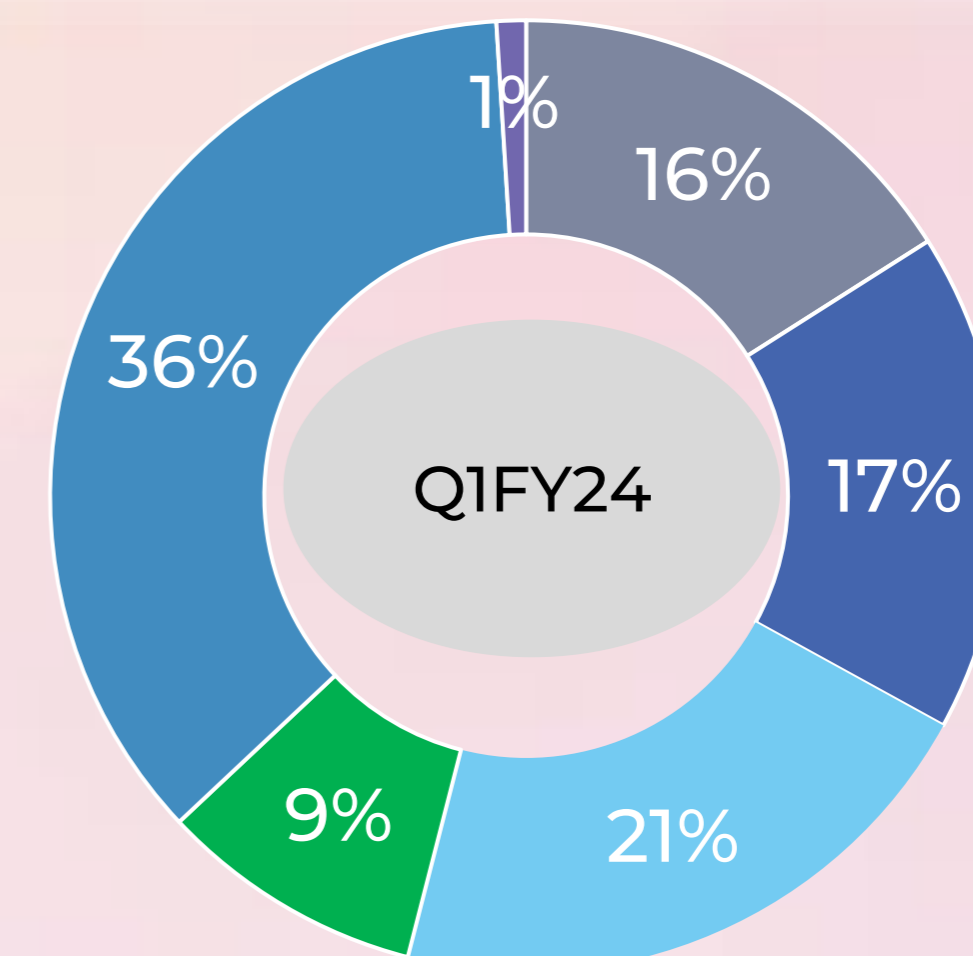
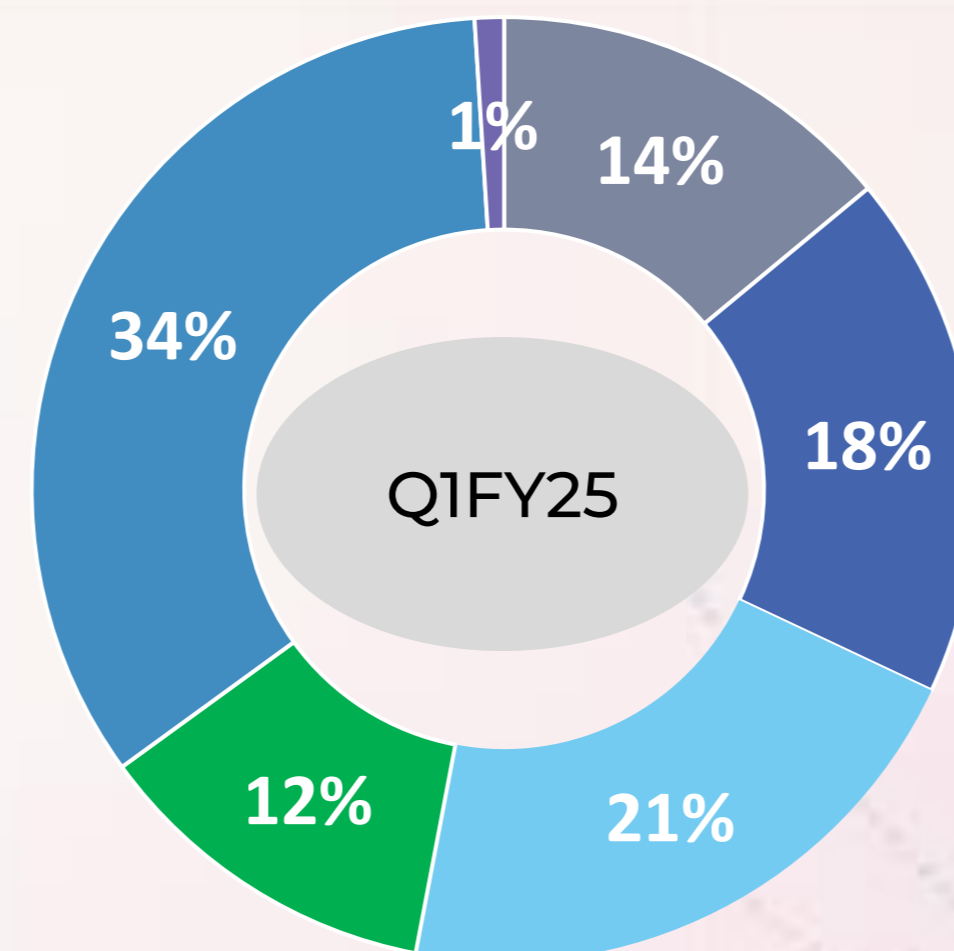
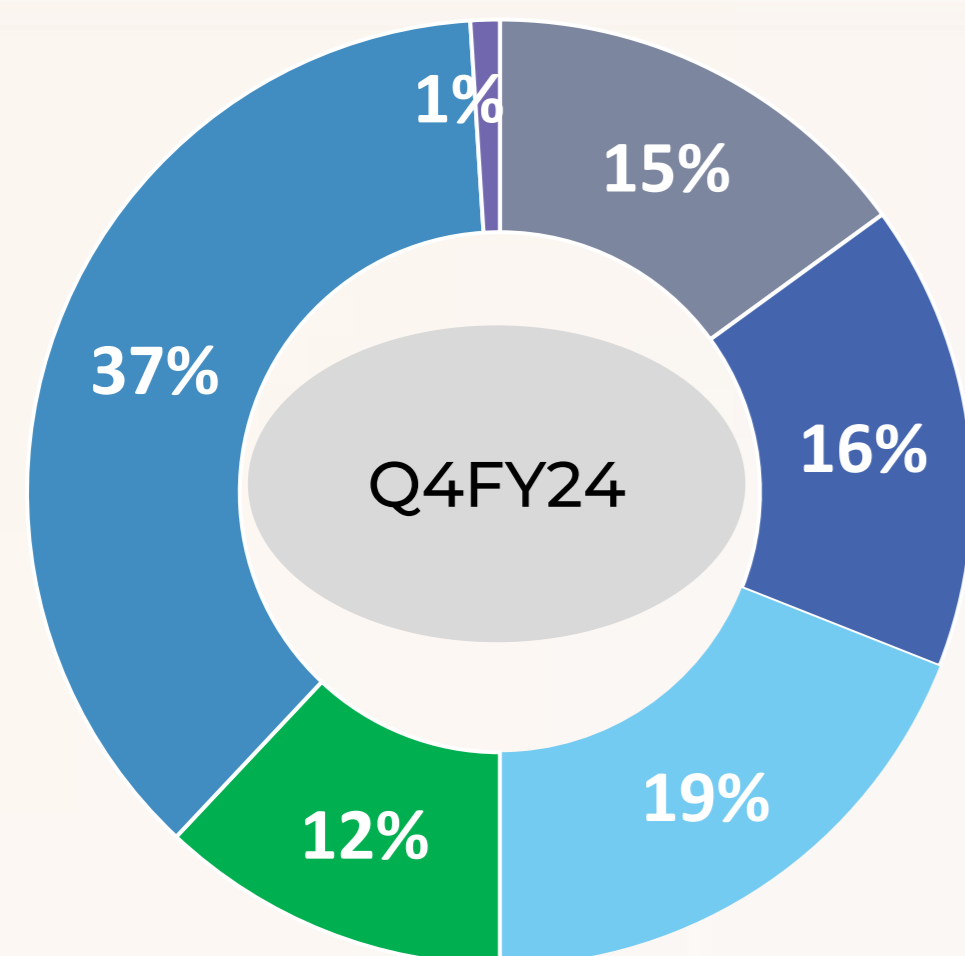
Quarterly Results

Particulars	Rs. In Cr				% of Net Sales			
	Q4FY24	Q1FY25	Q1FY24	% Change	Q4FY24	Q1FY25	Q1FY24	Change
Net Sales	1610.71	1694.78	1682.21	0.75%				
Material Consumed	829.46	870.18	962.36	(9.58%)	51.50%	51.34%	57.21%	(5.87)
Employee Cost	118.54	131.11	100.10	30.98%	7.36%	7.74%	5.95%	1.79
Other Expenses	309.01	244.11	296.63	(17.71%)	19.18%	14.40%	17.63%	(3.23)
EBIDTA	371.35	473.67	331.31	42.97%	23.06%	27.95%	19.69%	8.26
Depreciation	37.01	39.98	34.10	17.24%	2.30%	2.36%	2.03%	0.33
Interest/ Fin	31.52	27.47	24.67	11.35%	1.96%	1.62%	1.47%	0.15
PBT	305.38	408.29	272.44	49.86%	18.96%	24.09%	16.20%	7.89
TAX	62.67	107.75	70.85.	52.08%	20.52%	26.39%	26.01%	0.38
PAT	242.71	300.54	201.59	49.08%	15.07%	17.73%	11.98%	5.75

Quarterly Customers

Rs. In Cr

Customer	Q4FY24	% of Sales	Q1FY25	% of Sales	Q1FY24	% of sales	Change YoY
CIL	242	15%	246	14%	268	16%	(8%)
Non-CIL & Institutional	264	16%	304	18%	293	17%	4%
Housing & Infra	313	19%	353	21%	349	21%	1%
Defence	194	12%	204	12%	155	9%	32%
Exports & Overseas	589	37%	579	34%	605	36%	(4%)
Others	9	1%	9	1%	12	1%	(25%)
Total	1611		1695		1682		1%



Order Book Status

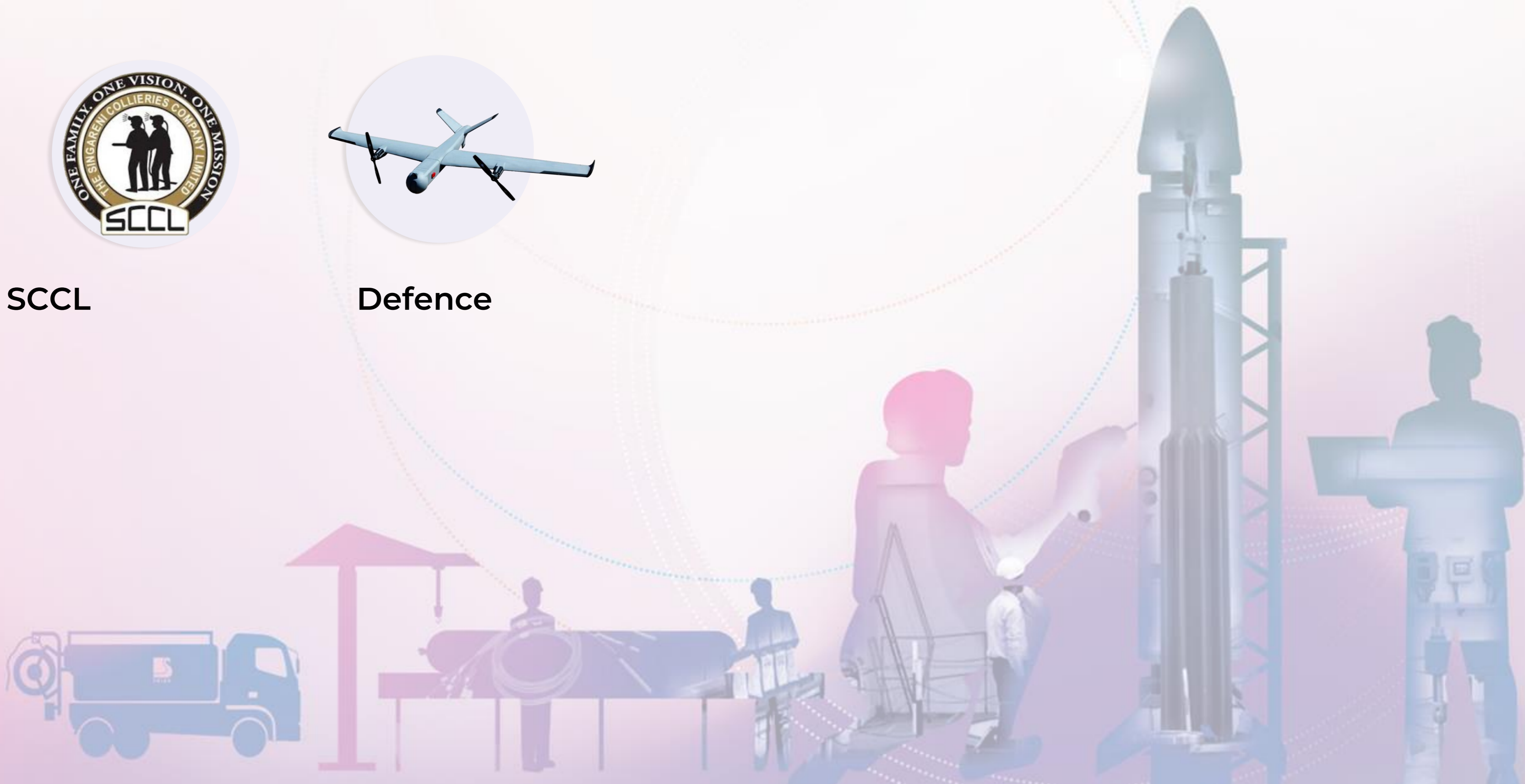
Rs. 4754Cr



CIL & SCCL

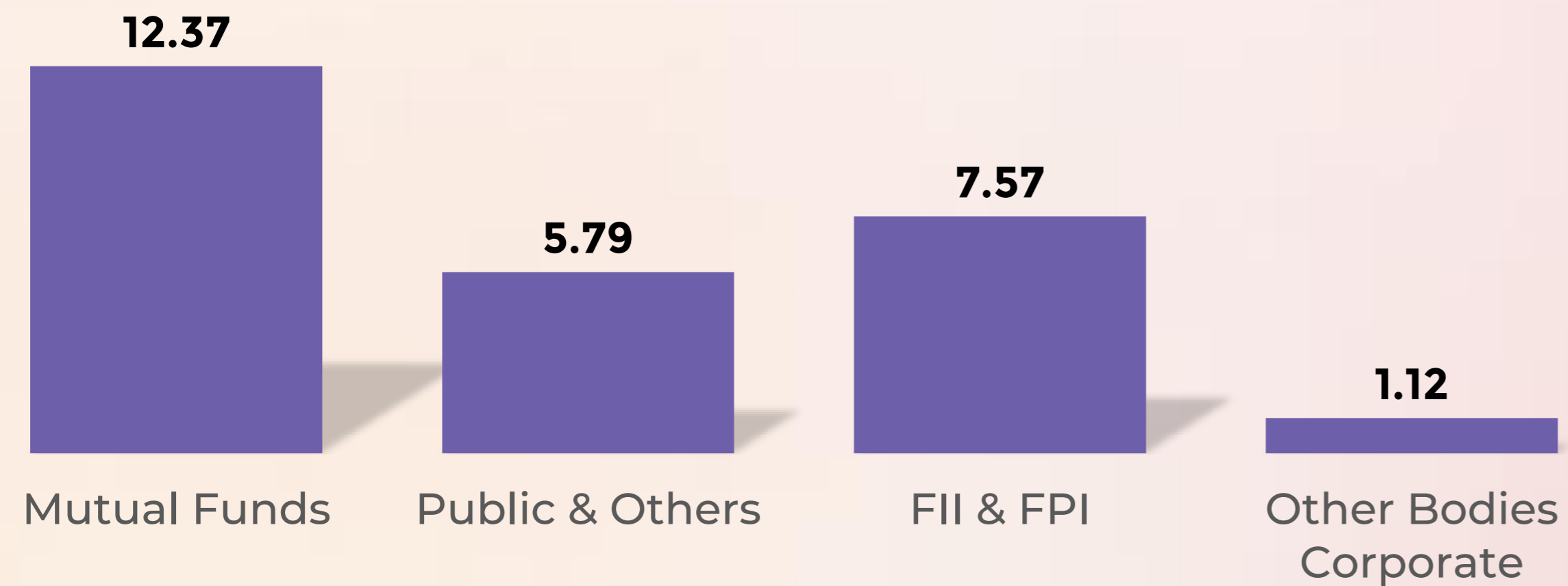


Defence



Shareholding as on 30.06.24

Promoter's Holding : 73.15%

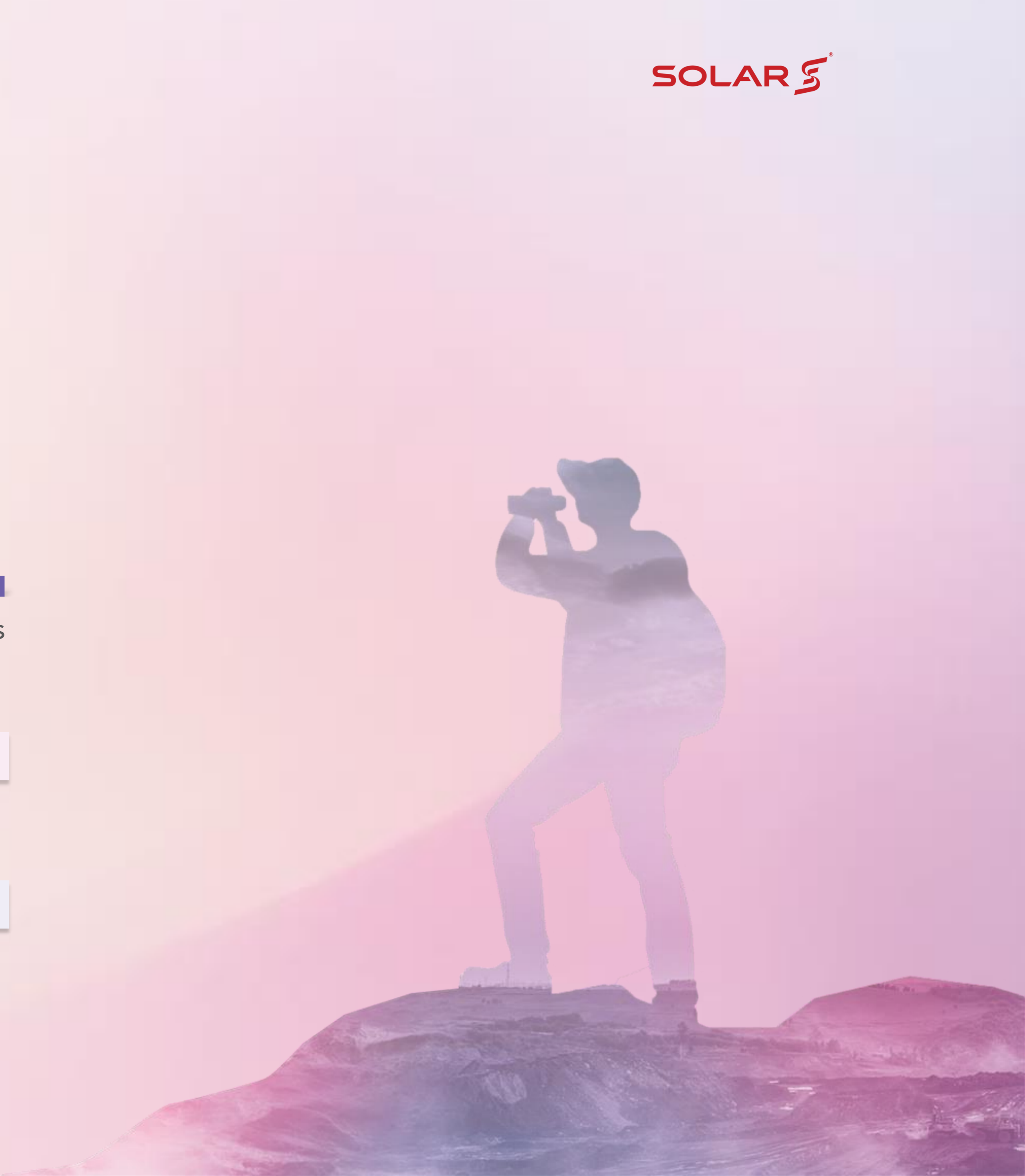


Mutual Funds

SBI-MF (4.84), Kotak Fund (3.24), HDFC (1.77) , Others (2.52)

FII

Fidelity, Fiam & Variable group (1.53), Vanguard (1.08), Ishares (0.96)
Others (4)



Thank You

Solar Industries India Limited

