



Edvenswa Enterprises Limited

CIN: L62099TS1980PLC176617

Date: 14/11/2024

To
BSE Limited,
Department of Corporate Services,
First Floor, P.J. Towers,
Dalal Street, Fort,
Mumbai – 400001

BSE Security Code: 517170

Sub: Un-audited Financial Results for the Quarter /Half Year ended September,30th 2024.

Ref: Regulation 30,33 of SEBI (LODR) Regulations 2015.

Dear Sir/Madam,

Pursuant to Regulation 30 read with Regulation 33 of SEBI(Listing Obligations and Disclosure Requirements) Regulations, 2015, as amended from time to time, we hereby inform you that the Board of Directors of the Company at its meeting held today, i.e,Thursday 14th November ,2024 has inter-alia Considered and approved the following.

The Un-audited Financial Results (Standalone and Consolidated) results of the Company for the quarter and half year ended September 30 , 2024 as recommended by Audit Committee of the Company along with Limited Review Report issued by Statutory Auditor, as required under Regulation33 of SEBI(LODR) regulations, 2015.

The meeting commenced at 8:15 P M and concluded at 9:20 PM

This is for your information and Records.

For Edvenswa Enterprises Limited

Hima Bindu Dulipala
Company Secretary and Compliance Officer

November 14, 2024

LIMITED REVIEW REPORT

To
The Board of Directors,
EDVENSWA ENTERPRISES LIMITED


1. We have reviewed the accompanying statement of Unaudited Standalone Financial results of **EDVENSWA ENTERPRISES LIMITED** (Formerly KLK ELECTRICAL LIMITED) (the "Company") for the Quarter ended September 30, 2024 and the year to date from April 1, 2024 to September 30, 2024 (the "Statement"), being submitted by the company pursuant to the requirements of Regulation 52(1) of the SEBI (Listing Obligation and Disclosure Requirements) Regulation, 2015. The preparation and fair presentation of this statement is the responsibility of the Company's Management and has been approved by the Board of Directors of the company. Our responsibility is to issue a report on statement based on our review.
2. We conducted our review in accordance with the Standard on Review Engagement (SRE) 2410, "Review of Interim Financial Information by the Independent Auditor of the Entity" issued by the Institute of Chartered Accountants of India. This standard requires that we plan and perform the review to obtain moderate assurance as to whether the financial statements are free of material misstatement. A review is limited primarily to inquiries of company personnel and analytical procedures applied to financial data and thus provide less assurance than an audit. We have not performed an audit and accordingly, we do not express an audit opinion.
3. Based on our review conducted as above, nothing has come to our attention that causes us to believe that the accompanying Statement of unaudited financial results prepared in accordance with applicable Accounting Standards i.e., Indian Accounting Standards (Ind AS) prescribed under section 133 of the Companies Act, 2013 read with relevant rules issued thereunder or by the Institute of Chartered Accountants of India and other recognized accounting practices and policies has not disclosed the information required to be disclosed in terms of Regulation 52(1) of the SEBI (Listing Obligations and Disclosure Requirements) Regulations, 2015, including the manner in which it is to be disclosed, or that it contains any material misstatement.

For VENUGOPAL & CHENOY
Chartered Accountants
Firm Regn. No.: 004671S

CA P.V.SRIHARI
Partner

M No : 021961

UDIN : 24021961BKFWQN9706



Edvenswa Enterprises Limited


Q3-A2, First Floor Cyber Towers, Hitec City Madhapur, Shaikpet, Hyderabad - 500081, TS, India

UNAUDITED BALANCE SHEET AS AT 30-09-2024 (STANDALONE)

Particulars	30-09-2024	31-03-2024
	Rs.	Rs.
ASSETS		
1. Non Current Assets :		
a) Property, Plant and Equipment	-	-
b) Intangible Assets	55,62,573	55,62,573
c) Financial Assets :		
i) Investments	70,40,25,601	33,16,62,001
ii) Other Financial Assets	45,00,000	45,00,000
2. Current Assets :		
a) Financial Assets		
i) Trade Receivables	2,74,73,674	2,71,55,185
ii) Cash and Cash Equivalents	73,14,038	3,12,87,288
iii) Short Term Loans & Advances	6,75,49,178	4,16,89,507
iv) Other Current Assets	3,04,161	-
TOTAL	81,67,29,226	44,18,56,555
EQUITY AND LIABILITIES		
EQUITY :		
a) Equity Share Capital	24,75,00,000	18,93,00,000
b) Other Equity	56,68,13,546	25,11,76,431
c) Share Warrants Application Money	-	-
LIABILITIES :		
1. Non Current Liabilities		
Financial Liabilities	1,00,000	-
Deferred Tax Liability (Net)	87,490	87,490
2. Current Liabilities :		
a) Financial Liabilities		
i) Loans and Advances Received	-	-
ii) Other Current Liabilities	5,04,904	2,76,881
iii) Short Term Provisions	17,23,286	10,15,753
TOTAL	81,67,29,226	44,18,56,555

Place : Hyderabad
Date : 14-11-2024

By and on behalf of the Board of Directors of
Edvenswa Enterprises Limited


Uppuluri Sreenivasa Sreekanth
Chairman And Managing Director



Edvenswa Enterprises Limited

CIN: L62099TS1980PLC176617

Q3-A2, First Floor Cyber Towers, Hitec City Madhapur, Shaikpet, Hyderabad - 500081, TS, India

STATEMENT OF STANDALONE UNAUDITED FINANCIAL RESULTS FOR THE QUARTER AND YEAR TO DATE 30-09-2024

Amount in Rupees (Lacs) except EPS

Sl. No.	Particulars	For Quarter ended			Year to date		Year Ended
		30-09-2024	30-06-2024	30-09-2023	30-09-2024	30-09-2023	31-03-2024
	(Refer Notes Below)	(Unaudited)	(Unaudited)	(Unaudited)	(Unaudited)	(Unaudited)	(Audited)
	Nature of Report - Standalone or Consolidated	Standalone	Standalone	Standalone	Standalone	Standalone	Standalone
	REVENUE :						
I	Revenue from Operations	51.09	60.02	40.76	111.12	81.81	165.94
II	Other Income	3.74	5.41	9.35	9.16	36.57	46.70
III	Total Revenue (I + II)	54.84	65.43	50.11	120.28	118.38	212.64
IV	EXPENSES :						
	a) Cost of Inputs	-	-	-	-	10.38	10.38
	b) Employee Benefits Expense	17.75	18.85	19.03	36.59	36.76	75.45
	c) Finance Cost	0.04	-	0.12	0.05	0.38	0.52
	d) Depreciation and Amortisation Expense	-	-	-	-	-	-
	e) Other Expenses	28.04	35.68	16.84	63.72	35.21	58.46
	Total Expenses	45.83	54.53	35.99	100.36	82.73	144.81
V	Profit / (Loss) before Exceptional and Extraordinary items (III-IV)	9.01	10.90	14.12	19.91	35.65	67.83
VI	a) Exceptional Items - Prior Period expenses	-	-	-	-	-	-
	b) Extraordinary Items	-	-	-	-	-	-
VII	Profit / (Loss) Before Tax (V - VI)	9.01	10.90	14.12	19.91	35.65	67.83
VIII	Tax Expense :						
	(1) Current Tax	2.35	2.83	3.67	5.18	9.40	17.64
	(2) Income Tax - Earlier Years	-	-	-	-	-	0.21
	(2) Deferred Tax	-	-	-	-	-	0.57
IX	Profit/(Loss) After Tax (Continuing operations) (VII - VIII)	6.66	8.07	10.45	14.74	26.25	49.42
X	Other Comprehensive Income (Net)	-	-	-	-	-	1.24
XI	Total Comprehensive Income (IX + X)	6.66	8.07	10.45	14.74	26.25	50.66
XII	Paid-up Share Capital	2,475.00	2,475.00	1,893.00	2,475.00	1,893.00	1,893.00
XIII	Face Value of the Shares	Rs. 10.00	Rs. 10.00	Rs. 10.00	Rs. 10.00	Rs. 10.00	Rs. 10.00
XIV	Other Equity :						
	- Total Reserves	5,668.14	5,661.47	2,491.41	5,668.14	2,491.41	2,511.76
XV	Earnings Per Share (before extraordinary items) (of Rs. 10/- each) Not Annualised :						
	a) Basic	0.03	0.04	0.06	0.07	0.14	0.27
	b) Diluted	0.03	0.04	0.06	0.06	0.14	0.27

Notes:

- 1) The above unaudited financial results were reviewed and recommended by Audit Committee and approved by the Board of Directors at their meeting held on 14th November, 2024 and the limited review of the same has been carried out by the Statutory Auditors of the company.
- 2) The Company had adopted the Indian Accounting Standards (Ind AS) from April 1, 2017 and these financial results have been prepared in accordance with the Companies (Indian Accounting Standards) Rules, 2015 (Ind AS) prescribed under Section 133 of the Companies Act, 2013 and other accounting principles generally accepted in India.
- 3) The format of unaudited quarterly results as prescribed by SEBI's Circular CIR/CFD/CMD / 15/2015 dated 30th November, 2015 has been modified to comply with the requirements of SEBI Circular dated 5th July, 2016, Ind AS and Schedule III of the Companies Act, 2013.
- 4) The Company has one reportable business segment viz., Software Development
- 5) The previous period figures have been rearranged / regrouped, wherever necessary, to confirm to current period classification.

Place : Hyderabad
Date : 14-11-2024

By and on behalf of the Board of Directors of
Edvenswa Enterprises Limited



Uppuluri Sreenivasa Sreekanth
Chairman And Managing Director



Edvenswa Enterprises Limited

Standalone Cash Flow Statement for the period 01-04-2024 to 30-09-2024

	Particulars	Apr 2024 - Sept 2024	2023-24
		Rs.	Rs.
A.	Cash Flow from Operating Activities		
	Net Profit / (Loss) before Tax	19,91,236	67,83,231
	<u>Adjustments for:</u>		
	Depreciation	-	-
	Finance Cost	4,880	-
	Operating Profit before Working Capital Changes	19,96,116	67,83,231
	Decrease / (Increase) in Trade Receivables	(3,18,490)	(97,42,135)
	Decrease / (Increase) in Short Term Loans and Advances	(2,58,59,671)	(2,21,44,936)
	Decrease / (Increase) in Other Current Assets	(3,04,161)	10,38,000
	Increase / (Decrease) in Short Term Provisions	7,07,533	3,84,276
	Increase / (Decrease) in Trade Payables	-	-
	Increase / (Decrease) in Other Current Liabilities	2,28,023	(13,59,450)
	Cash generated from Operating Activities	(2,35,50,650)	(2,50,41,014)
	Income Tax Paid	5,17,720	19,16,788
	Net Cash Flow from Operating Activities	(2,40,68,370)	(2,69,57,802)
B.	Cash Flow from Investing Activities		
	Acquisition of Fixed Assets	-	-
	Changes in Investments	(37,23,63,600)	(18,11,27,000)
	Changes in Non-Current Assets	-	-
	Changes in Non-Current Liabilities	1,00,000	-
	Net Cash Flow from Investing Activities	(37,22,63,600)	(18,11,27,000)
C.	Cash Flow from Financing Activities		
	Changes in Share Warrants Application Money	-	(48,15,000)
	Changes in Equity Shares	5,82,00,000	77,00,000
	Changes in Securities Premium	31,41,63,600	1,15,50,000
	Changes in Other Comprehensive Income (under Other Equity)	-	(6,44,467)
	Rights Issue Expenses (Under Other Equity)	-	-
	Finance Costs	(4,880)	-
	Net Cash Flow from Financing Activities	37,23,58,720	1,37,90,533
	Net Increase/(decrease) in Cash and Cash Equivalents (A+B+C)	(2,39,73,250)	(19,42,94,269)
	Opening Cash and Cash Equivalents	3,12,87,288	22,55,81,557
	Closing Cash and Cash Equivalents	73,14,038	3,12,87,288
Notes:			
1	The above Cash Flow Statement has been prepared under the 'Indirect Method' as set out in the (Ind AS 7) 'Cash Flow Statements' notified by the Central Govt under Companies (Accounting Standards) Rules, 2006.		
2	Previous year figures have been regrouped / rearranged, wherever necessary to conform to the current period classification.		

Place : Hyderabad
Date : 14-11-2024

By and on behalf of the Board of Directors of
Edvenswa Enterprises Limited

U. S. Sreekanth

Uppuluri Sreenivasa Sreekanth
Chairman And Managing Director



November 14, 2024


LIMITED REVIEW REPORT

To
The Board of Directors,
EDVENSWA ENTERPRISES LIMITED
(Formerly, KLK ELECTRICAL LIMITED)

1. We have reviewed the accompanying statement of Unaudited Consolidated Financial results of **EDVENSWA ENTERPRISES LIMITED** (Formerly KLK ELECTRICAL LIMITED) ("Company") and its subsidiaries (together, the "Group") for the quarter ended September 30, 2024 and year to date from April 1, 2024 to September 30, 2024 (the "Statement") attached herewith, being submitted by the Company pursuant to the requirement of Regulation 33 of the SEBI (Listing Obligations and Disclosure Requirements) Regulations, 2015, as amended ("The Regulation").
2. The preparation of the Statement in accordance with the recognition and measurement principles laid down in Indian Accounting Standard 34, Interim Financial Reporting (Ind AS 34) prescribed under section 133 of Companies Act, 2013, read with relevant rules issued there under and other accounting principles generally accepted in India is the responsibility of the Company's management and has been approved by the Board of Directors of the Company. Our responsibility is to express a conclusion on the Statement based on our review.
3. We conducted our review in accordance with the Standards on Review Engagements (SRE) 2410 – 'Review of Interim Financial Information Performed by the Independent Auditor of the Entity' issued by the Institute of Chartered Accountants of India. This standard requires that we plan and perform the review to obtain moderate assurance as to whether the Statement is free of material misstatement. A review is limited primarily to inquiries of company personnel and analytical procedures applied to financial data and thus provide less assurance than an audit. We have not performed an audit and accordingly, we do not express an audit opinion.

We also performed procedures in accordance with the circular issued by the SEBI under Regulation 33(8) of the Listing Regulations, as amended, to the extent applicable.

4. The Statement Include the results of the entities as given in the Annexure-1 to this report.




5. Based on our review conducted as above and on consideration of the unaudited separate quarterly financial results and on other financial information of the components, as certified by the management, nothing has come to our attention that causes us to believe that the accompanying Statement of Unaudited Financial results prepared in accordance with recognition and measurement principles laid down in applicable Indian Accounting Standards prescribed under section 133 of Companies Act, 2013, read with relevant rules issued there under and other recognized accounting practices and policies has not disclosed the information required to be disclosed in terms of Regulation 33 of Regulations, including the manner in which it is to be disclosed, or that it contains any material misstatement.
6. We did not review the interim financial results and other financial information of two Subsidiaries and one Step Down Subsidiary, whose interim financial results reflect Total Assets of Rs. 2,625.67 Lakhs as at September 30, 2024, Total Revenue (including Comprehensive Income) of Rs. 2,448.25 Lakhs and Rs. 4,750.42 Lacs, Total Net Profit after Tax of Rs. 225.09 Lacs and Rs. 440.95 Lacs for the quarter ended September 30, 2024 and for the period from April 1, 2024 to September 30, 2024 respectively as considered in the consolidated unaudited financial results. These interim financial results have been certified by the management and our conclusions on these certifications, in so far as it relates to the amounts and disclosures in respect of these subsidiaries is based solely on the certification of the management and procedures performed by us stated above.

Our Conclusion on the Statement is not modified in respect of the above matter.

For VENUGOPAL & CHENYOY
Chartered Accountants
FRN : 004671S

P.V. Srihari



CA P.V. SRIHARI
Partner


M.No : 021961

UDIN : 24021961BKFWQO7031

**Annexure - I to The Independent Auditor's Review Report on the Quarterly and Year to Date
Unaudited Consolidated Financial Results**

Unaudited Consolidated Financial results for Quarter ended 30-09-2024 include results of the following entities :

Sl.No	Name of the Entity	Status
1.	Edvenswa Tech Inc, USA	Wholly Owned Subsidiary
2.	Seltosoft Inc., USA	Step Down Subsidiary
3.	OMNI Networks Inc, USA	Wholly Owned Subsidiary



Edvenswa Enterprises Limited

Q3-A2, First Floor Cyber Towers, Hitec City Madhapur, Shaikpet, Hyderabad - 500081, TS, India

CONSOLIDATED BALANCE SHEET AS AT 30-09-2024

Particulars	Note No.	30-09-2024	31-03-2024
		Rs.	Rs.
ASSETS			
1. Non Current Assets :			
a) Property, Plant and Equipment		3,12,60,314	4,60,90,717
b) Intangible Assets	1	9,06,40,681	5,48,41,665
c) Goodwill	2	37,91,56,837	2,17,06,192
d) Financial Assets :	3		
i) Investments		5,35,001	5,35,001
ii) Other Financial Assets		45,00,000	45,00,000
2. Current Assets :			
a) Financial Assets			
i) Trade Receivables	4	14,58,93,752	15,27,51,334
ii) Cash and Cash Equivalents	5	3,90,37,837	13,88,66,309
iii) Short Term Loans & Advances	6	21,98,60,831	8,64,63,540
iv) Other Current Assets	7	16,84,11,278	13,59,64,886
TOTAL		1,07,92,96,531	64,17,19,645
EQUITY AND LIABILITIES			
EQUITY :			
a) Equity Share Capital	8	24,75,00,000	18,93,00,000
b) Other Equity	9	68,99,26,589	33,75,64,574
c) Share Warrants Application Money		-	-
LIABILITIES :			
1. Non Current Liabilities			
Financial Liabilities		1,78,95,481	1,25,01,750
Deferred Tax Liability (Net)		1,50,28,856	1,75,34,571
2. Current Liabilities :			
a) Financial Liabilities			
i) Trade Payables		1,54,00,102	1,82,76,492
ii) Loans And Advances Received	10	1,48,29,579	68,16,897
iii) Other Current Liabilities	11	47,88,606	1,59,71,724
iv) Short Term Provisions	12	7,39,27,318	4,37,53,638
TOTAL		1,07,92,96,531	64,17,19,645

Place : Hyderabad
Date : 14-11-2024

By and on behalf of the Board of Directors of
Edvenswa Enterprises Limited

U. S. Sreekanth
Uppuluri Sreenivasa Sreekanth
Chairman And Managing Director



Edvenswa Enterprises Limited

CIN: L62099TS1980PLC176617

IQ3-A2, First Floor Cyber Towers, Hitec City Madhapur, Shaikpet, Hyderabad - 500081, TS, India

STATEMENT OF CONSOLIDATED UNAUDITED FINANCIAL RESULTS FOR THE QUARTER AND YEAR TO DATE 30-09-2024

Amount in Rupees (Lacs) except EPS

Sl. No.	Particulars	For Quarter ended			Period Ended		Year Ended
		30-09-2024	30-06-2024	30-09-2023	30-09-2024	30-09-2023	31-03-2024
	(Refer Notes Below)	(Unaudited)	(Unaudited)	(Unaudited)	(Unaudited)	(Unaudited)	(Audited)
	Nature of Report - Standalone or Consolidated	Consolidated	Consolidated	Consolidated	Consolidated	Consolidated	Consolidated
	REVENUE :						
I	Revenue from Operations	2,522.59	2,409.12	2,034.15	4,931.71	3,933.69	8,429.35
II	Other Income	5.87	6.82	1.85	12.69	41.01	65.53
III	Total Revenue (I + II)	2,528.46	2,415.94	2,036.00	4,944.40	3,974.70	8,494.88
IV	EXPENSES :						
	a) Cost of Inputs	1173.33	1,008.62	944.06	2,181.95	1,777.88	3,574.96
	b) Employee Benefits Expense	849.96	915.56	653.59	1,765.52	1,168.86	2,925.57
	c) Finance Cost	11.92	8.24	2.07	20.16	9.16	27.02
	d) Depreciation and Amortisation Expense	27.79	30.05	17.83	57.84	37.59	77.08
	e) Other Expenses	111.57	159.99	154.40	271.57	515.63	774.90
	Total Expenses	2,174.57	2,122.46	1,771.95	4,297.04	3,509.12	7,379.52
V	Profit / (Loss) before Exceptional and Extraordinary items (III-IV)	353.89	293.48	264.05	647.36	465.58	1,115.35
VI	a) Exceptional Items - Prior Period expenses	-	-	-	-	-	-
	b) Extraordinary Items	-	-	-	-	-	-
VII	Profit / (Loss) Before Tax (V - VI)	353.89	293.48	264.05	647.36	465.58	1,115.35
VIII	Tax Expense :						
	(1) Current Tax	122.11	69.57	50.25	191.68	95.89	147.99
	(2) Income Tax - Earlier Years	-	-	17.94	-	35.88	71.97
	(3) Deferred Tax	-	-	-26.82	-	-	113.22
	(4) Deferred Tax - Earlier Years	-	-	11.00	-	22.00	44.50
IX	Profit/(Loss) After Tax (Continuing operations) (VII - VIII)	231.78	223.91	211.68	455.68	311.81	737.67
X	Other Comprehensive Income (Net)	(25.37)	(48.32)	-	(73.70)	-	50.20
XI	Total Comprehensive Income (IX + X)	206.41	175.59	211.68	381.98	311.81	787.87
XII	Paid-up Share Capital	2,475.00	2,475.00	1,893.00	2,475.00	1,893.00	1,893.00
XIII	Face Value of the Shares	Rs. 10.00	Rs. 10.00	Rs. 10.00	Rs. 10.00	Rs. 10.00	Rs. 10.00
XIV	Other Equity :						
	- Total Reserves	6,899.27	6,692.88	2,734.44	6,899.27	2,734.44	3,375.65
XV	Earnings Per Share (before extraordinary items) (of Rs. 10/- each) Not Annualised :						
	a) Basic	1.03	1.11	1.14	2.03	1.68	4.21
	b) Diluted	0.94	0.90	1.12	1.84	1.65	4.16

Notes:

- 1) The above financial results were reviewed and recommended by Audit Committee and approved by the Board of Directors at their meeting held on 14th November, 2024.
- 2) The Company had adopted the Indian Accounting Standards (Ind AS) from April 1, 2017 and these financial results have been prepared in accordance with the Companies (Indian Accounting Standards) Rules, 2015 (Ind AS) prescribed under Section 133 of the Companies Act, 2013 and other accounting principles generally accepted in India.
- 3) The format of unaudited quarterly results as prescribed by SEBI's Circular CIR/CFD/CMD / 15/2015 dated 30th November, 2015 has been modified to comply with the requirements of SEBI Circular dated 5th July, 2016, Ind AS and Schedule III of the Companies Act, 2013.
- 4) The Company has one reportable business segment viz., Software Development
- 5) The previous period figures have been rearranged / regrouped, wherever necessary, to confirm to current period classification.

Place : Hyderabad
Date : 14-11-2024

By and on behalf of the Board of Directors of
Edvenswa Enterprises Limited



Uppuluri Sreenivasa Sreekanth
Chairman And Managing Director



Edvenswa Enterprises Limited

Consolidated Cash Flow Statement for the period 01-04-2024 to 30-09-2024

	Apr 2024 - Sept 2024 Rs.	2023-24 Rs.
A. Cash Flow from Operating Activities		
Net Profit / (Loss) before Tax	6,47,36,737	11,15,34,733
<u>Adjustments for:</u>		
Depreciation	57,84,140	77,08,372
Other Income	(12,68,865)	(65,53,159)
Finance Cost	20,15,929	27,01,765
Other Adjustments for Holding & Subsidiary Company	83,745	-
Operating Profit before Working Capital Changes	7,13,51,686	11,53,91,711
Decrease / (Increase) in Trade Receivables	68,57,582	(5,47,58,257)
Decrease / (Increase) in Short Term Loans and Advances	(13,33,97,291)	(4,15,04,983)
Increase / (Decrease) in Other Current Assets	(3,24,46,392)	(10,34,83,936)
Decrease / (Increase) in Trade Payables	(28,76,390)	(54,18,118)
Increase / (Decrease) in Short Term Provisions	3,01,73,680	73,69,810
Increase / (Decrease) in Other Current Liabilities	(1,11,83,118)	1,35,95,495
Increase / (Decrease) in Loans and Advances Received	80,12,683	37,12,030
Cash generated from Operating Activities	(6,35,07,560)	(6,50,96,249)
Income Tax Paid	(1,91,68,323)	(68,28,766)
Net Cash Flow from Operating Activities	(8,26,75,883)	(7,19,25,015)
B. Cash Flow from Investing Activities		
Acquisition of Tangible Assets	(72,18,405)	(27,25,821)
Acquisition of Intangible assets	(37,69,84,992)	(4,92,79,092)
Changes In Non Current Assets	-	-
Changes in Investments	-	-
Net Cash Flow from Investing Activities	(38,42,03,397)	(5,20,04,913)
C. Cash Flow from Financing Activities		
Share Warrants Application Money	-	(48,15,000)
Long-Term Liabilities	53,93,731	2,00,340
Finance Cost	(20,15,929)	(27,01,765)
Share Capital issued	5,82,00,000	77,00,000
Securities Premium Received	31,41,63,600	1,15,50,000
Changes in Other Comprehensive Income (under Other Equity)	(99,59,458)	63,77,010
Other Income	12,68,865	65,53,159
Net Cash Flow from Financing Activities	36,70,50,810	2,48,63,744
Net Increase/(decrease) in Cash and Cash Equivalents (A+B+C)	(9,98,28,470)	(9,90,66,186)
Opening Cash and Cash Equivalents	13,88,66,309	23,79,32,495
Closing Cash and Cash Equivalents	3,90,37,837	13,88,66,309

Notes:

- The above Cash Flow Statement has been prepared under the 'Indirect Method' as set out in the (Ind AS 7) 'Cash Flow Statements' notified by the Central Govt under Companies (Accounting Standards) Rules, 2006.
- Previous year figures have been regrouped / rearranged, wherever necessary to conform to the current period classification.

Place : Hyderabad
Date : 14-11-2024

By and on behalf of the Board of Directors of
Edvenswa Enterprises Limited

U. S. Sreekanth
Uppuluri Sreenivasa Sreekanth
Chairman And Managing Director

