

GFCL: BRD: 2024

2nd September, 2024

The Secretary
BSE Limited
Phiroze Jeejeebhoy Towers
Dalal Street, Mumbai 400 001

The Secretary
National Stock Exchange of India Limited
Exchange Plaza, Bandra Kurla Complex
Bandra (E), Mumbai 400 051

Scrip Code: 542812

Symbol: FLUOROCHEM

Dear Sir/Madam,

Sub: Integrated Annual Report for the Financial Year 2023-24

Ref.: Regulation 34 and 50(2) of the SEBI (Listing Obligations and Disclosure Requirements) Regulations, 2015 ('Listing Regulations')

Pursuant to Regulation 34 and 50(2) of the SEBI (Listing Obligations and Disclosure Requirements) Regulations, 2015 ('Listing Regulations'), please find enclosed herewith the Integrated Annual Report along with Notice of 6th Annual General Meeting of the Company for the Financial Year 2023-24.

The 6th Annual General Meeting of the Company is scheduled to be held on **Friday, 27th September, 2024 at 11:30 A.M. (IST)** through Video Conferencing/Other Audio Video Means (VC/OAVM). The remote E-voting will commence on **Tuesday, 24th September, 2024 (9:00 A.M.) (IST)** and end on **Thursday, 26th September, 2024 (5:00 P.M.) (IST)**.

Further, the Company has fixed **Friday, 20th September, 2024** as the 'Cut-off Date and Record Date for the purpose of determining the eligibility for e-voting and for the payment of Final dividend for Financial Year 2023-24 to the Shareholders. The details of e-voting have been provided in the notice of the 6th Annual General Meeting of the Company.

We request you to kindly take the same on record.

Thanking you.

Yours faithfully,
For Gujarat Fluorochemicals Limited

Bhavin Desai
Company Secretary
FCS: 7952

Encl.: As above



An **INOXGFL** Group Company
BEYOND INFINITY

ENSURING
SUSTAINABILITY
THROUGH
**GREEN
CHEMISTRY**

GUJARAT FLUORO CHEMICALS LIMITED

Integrated Annual Report **2023-24**



INDEX

CORPORATE OVERVIEW 02-109

About the Report	4
Ensuring Sustainability through Green Chemistry	6
About INOXGFL Group	8
Highlights of FY 2023-24 - GFL	10
About GFL	12
Presence	14
Product Portfolio	16
Emerging Business	18
Our Investment Case	20
Managing Director's Statement	22
Deputy Managing Director's Communique	26
Business Model	28
Growth Strategies	30
Materiality Assessment	34
Stakeholder Engagement	40
Risk Management	44
Financial Capital	48
Manufactured Capital	52
Intellectual Capital	56
Human Capital	62
Social and Relationship Capital	82
Natural Capital	92
Robust Governance Practices	100
Awards and Accolades	108

STATUTORY REPORTS 110-216

Management Discussion and Analysis Report	110
Notice	121
Board's Report	136
Corporate Governance	145
Business Responsibility and Sustainability Report	166

FINANCIAL STATEMENTS 218-397

Standalone Financial Statements	218
Consolidated Financial Statements	309

GRI CONTENT INDEX 398-407

ASSURANCE STATEMENT 408



For more investor-related information, please visit:
https://www.gfl.co.in/Investor_Relations.php



Scan this QR code to visit our investor relations page

INVESTOR INFORMATION

Market Capitalisation as of 31 st March 2024	₹ 34,024 Crores
CIN	L24304GJ2018PLC105479
BSE Code	542812
NSE Symbol	FLUOROCHEM
Bloomberg Code	FLUOROCHEM
Dividend Declared	₹ 3/- per Equity Share
AGM Date	27 th September, 2024

Disclaimer

This document contains statements about expected future events and financials of Gujarat Fluorochemicals Limited ('The Company'), which are forward-looking. By their nature, forward-looking statements require the Company to make assumptions and are subject to inherent risks and uncertainties. There is a significant risk that the assumptions, predictions, and other forward-looking statements may not prove to be accurate. Readers are cautioned not to place undue reliance on forward-looking statements as several factors could cause assumptions, actual future results and events to differ materially from those expressed in the forward-looking statements. Accordingly, this document is subject to the disclaimer and qualified in its entirety by the assumptions, qualifications and risk factors referred to in the Management Discussion and Analysis section of this Annual Report.

CORPORATE INFORMATION

Board of Directors

- Mr. Devendra Kumar Jain**
Chairman & Non-Independent Director
- Mr. Shailendra Swarup**
Independent Director
- Mr. Vivek Jain**
Managing Director & Non-Independent Director
- Dr. Bir Kapoor**
Deputy Managing Director & Non-Independent Director
- Mr. Shanti Prashad Jain**
Independent Director
- Mr. Om Prakash Lohia**
Independent Director
- Mr. Chandra Prakash Jain**
Independent Director
- Ms. Vanita Bhargava**
Independent Director
- Mr. Sanath Kumar Muppurala**
Whole-Time Director & Non-Independent Director
- Mr. Niraj Agnihotri**
Whole-Time Director & Non-Independent Director

Board Level Committees

- Audit Committee**
- Mr. Shanti Prashad Jain**
Chairman & Independent Director
- Mr. Vivek Jain**
Managing Director & Non-Independent Director
- Mr. Shailendra Swarup**
Independent Director
- Ms. Vanita Bhargava**
Independent Director
- Nomination and Remuneration Committee**
- Mr. Shanti Prashad Jain**
Chairman & Independent Director
- Mr. Shailendra Swarup**
Independent Director
- Mr. Om Prakash Lohia**
Independent Director
- Stakeholders Relationship Committee**
- Mr. Shailendra Swarup**
Chairman & Independent Director

- Mr. Vivek Jain**
Managing Director & Non-Independent Director
- Mr. Shanti Prashad Jain**
Independent Director
- Corporate Social Responsibility Committee**
- Mr. Shanti Prashad Jain**
Chairman & Independent Director
- Mr. Vivek Jain**
Managing Director & Non-Independent Director
- Mr. Shailendra Swarup**
Independent Director
- Risk Management Committee**
- Mr. Vivek Jain**
Chairman - Managing Director & Non-Independent Director
- Mr. Shanti Prashad Jain**
Independent Director
- Mr. Shailendra Swarup**
Independent Director

Committee of Directors for Operations

- Mr. Devendra Kumar Jain**
Chairman & Non-Independent Director
- Mr. Vivek Jain**
Managing Director & Non-Independent Director
- Mr. Shanti Prashad Jain**
Independent Director
- Dr. Bir Kapoor**
Deputy Managing Director & Non-Independent Director

Key Managerial Personnel

- Mr. Vivek Jain**
Managing Director
- Mr. Manoj Agrawal**
Chief Financial Officer
- Mr. Bhavin Desai**
Company Secretary & Compliance Officer

Bankers

- DBS Bank India Limited
- RBL Bank Limited
- HDFC Bank Limited
- ICICI Bank Limited
- IDBI Bank Limited
- IndusInd Bank Limited
- Kotak Mahindra Bank Limited
- YES Bank Limited
- Emirates NBD Bank
- Bank of Baroda
- CTBC Bank Company Limited
- Axis Bank Limited

Locations

Registered Office

Survey No.16/3, 26,27 Ranjitnagar, Taluka Ghoghamba, District Panchmahals, - 389 380, Gujarat
Tel.: +91 267 8248153

Dahej (Plant A)

Plot No. 12 A
GIDC Dahej Industrial Estate, Taluka Vagra, District Bharuch - 392 130, Gujarat
Tel.: +91 264 1618031

Dahej (Plant B)

Plot Number D -2/CH/173/222, GIDC Industrial Estate, Taluka Vagra, Village Galenda, District Bharuch - 392 130, Gujarat
Tel.: +91 264 1618031

Vadodara Office

ABS Towers, Second Floor
Old Padra Road, Vadodara - 390 007, Gujarat
Tel.: +91 265 6198111

Corporate Office

Inox Towers, 17
Sector 16 A
Noida - 201 301, Uttar Pradesh
Tel.: +91 120 6149600

Auditors

Statutory Auditor

Patankar & Associates,
Chartered Accountants,
19, Gold Wing, Parvati Nagar
Sinhgad Road, Pune - 411 030,
Maharashtra

Cost Auditor

Kailash Sankhlecha and Associates,
Cost Accountant
Saffron Complex, 414,
Abbas Tyabji Road,
Opposite Indian Airlines Office,
Jayesh Colony, Fatehgunj,
Vadodara - 390 002, Gujarat

Secretarial Auditor

Samdani Shah & Kabra,
Practising Company Secretaries
702, Ocean, Sarabhai Compound,
Near Centre Square Mall,
Dr. Vikram Sarabhai Road,
Vadodara - 390 023, Gujarat

ABOUT THE REPORT

We are pleased to present our Integrated Annual Report. The implementation of integrated reporting exemplifies our commitment to comprehensive and transparent reporting. This holistic approach enables us to consolidate essential information and facts pertaining to our Company's strategy, governance, performance, prospects, accomplishments, and prospective trajectory, within the framework of People, Planet, and Profit. Our Integrated Report endeavours to articulate our narrative of value preservation and creation, and is germane to all Stakeholders. Promoting integrated thinking remains the mainstay of our philosophy at Gujarat Fluorochemicals Limited, guiding us through our journey thus far and into the future.

Approach to Reporting

We developed the report for Gujarat Fluorochemicals Limited (hereafter referred to as 'our Company') in accordance with the Value Reporting Foundation (VRF) principles of Integrated Reporting, with the objective of enhancing transparency for all Stakeholders. This report offers an in-depth overview of our operational milieu, strategic initiatives, key challenges, risks and opportunities, and Stakeholder engagement. Additionally, it outlines our approach to long-term sustainability, including integrated value generation across six capitals, both financial and non-financial.

Reporting Principles

We adopted the capital accounting methodology to prepare this Integrated Report as prescribed by the International Integrated Reporting Council's (IIRC) Integrated Reporting (IR) Framework. The Report is crafted in alignment with the Seven Guiding Principles as required by the IR Framework covering the Seven Content Elements. The details of the same are given below.

Guiding Principles (GPs)	Reference with the Report	Page No.
Strategic Focus and Future Orientation	The Report delves deep into our strategies, value-creation methodologies, and linkages of the same with the six capitals.	Across the Report
Connectivity of Information	The Report captures the connections, relationships, and interdependencies among the factors that influence our capacity to generate value over time.	Across the Report
Stakeholder Relationships	The Report depicts our actions towards nurturing the relationship with the Stakeholders and how that impacts our operations.	32-35
Materiality	The Report brings attention to the key factors that significantly impact our ability to create value in the short, medium, and long term.	36-39
Conciseness	The Report is kept precise, while comprehensively covering all the material and strategic information.	Across the Report
Reliability and Completeness	The Report encapsulates all the material matters and conveys the same to the audience, with key figures verified by the Management and third-party consultant.	Across the Report
Consistency and Comparability	The Report ensures that all the facts and figures stated are consistent with our previous Integrated Annual Reports.	Across the Report

Additionally, the Report includes the Statutory Reports, which comprise the Board's Report, the Management Discussion and Analysis Report (MD&A) section, the Corporate Governance Report, and the Business Responsibility and Sustainability Report (BRSR). These are prepared in accordance with the Companies Act, 2013, the Securities Exchange Board of India (Listing Obligations and Disclosure Requirements) Regulations, 2015, and the prescribed Secretarial Standards issued by the Institute of Company Secretaries of India.

Reporting Period, Scope and Boundary

The Reporting Period for this Integrated Report spans from 1st April, 2023 to 31st March, 2024. It presents an overview of our operations, business segments, and key strategic priorities.

Financial Reporting Boundary

The Report encompasses our subsidiaries, joint ventures, and key associates. The Consolidated Financial Statements include GFL, Gujarat Fluorochemicals Singapore Pte. Limited, Singapore, Gujarat Fluorochemicals Americas LLC, USA, Gujarat Fluorochemicals GmbH, Germany, GFL GM Fluorspar SA, Morocco, GFCL EV Products Limited, GFCL Solar and Green Hydrogen Products Limited, Gujarat Fluorochemicals FZE, Dubai, IGREL Mahidad Limited and GFCL EV Products Americas LLC, USA. The Standalone Financial Statements

pertains exclusively to GFL.

Non-Financial Reporting Boundary

Data includes our subsidiaries unless otherwise specified.

Assurance

The Management conducted a meticulous review of the Integrated Report to ensure the accuracy and reliability of the facts and information presented. Furthermore, the Financial Statements undergo a stringent assurance process conducted by our Statutory Auditors, M/s Patankar & Associates, Chartered Accountants, Pune. The 'Independent Auditor's Report' is an integral part of this report.

Target Audience

The Report is intended for a diverse array of Stakeholders, including Customers, Investors/Shareholders, Employees, the Community, Suppliers and Business Partners, Regulatory Authorities, Government, and

Industry Bodies. These Stakeholders are intrinsically invested in our Company's financial and non-financial achievements, strategic direction, identified risks, potential opportunities, and future prospects. They also prioritise transparency, accountability, and assurance of our sustainable and ethical operations. Therefore, we adopt a clear, concise, and inclusive approach to provide relevant and reliable information that addresses the diverse needs of our audience.

Stakeholder Feedback

We appreciate and welcome all constructive feedback and input from our Stakeholders.

E-mail: bvdesai@gfl.co.in & vibhu.agarwal@gfl.co.in

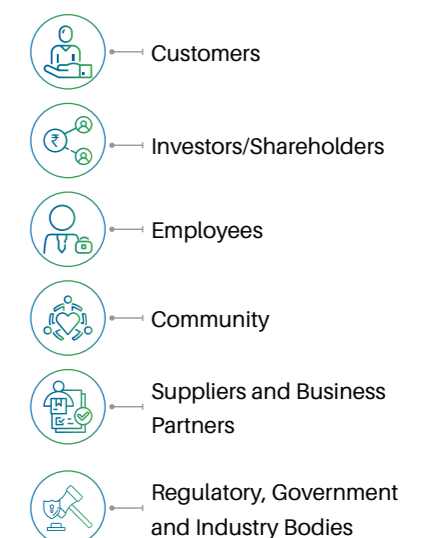
Mail: ABS Towers, Second Floor, Old Padra Road, Vadodara - 390 007, Gujarat

Website: www.gfl.co.in

Our Capitals



Our Stakeholders



ENSURING SUSTAINABILITY THROUGH GREEN CHEMISTRY

Gujarat Fluorochemicals Limited (GFL) is an exceptional amalgamation of knowledge, capacity, and capability, cementing leadership in the realm of fluorine chemistry with sharp strategic acumen. Spanning over three decades, we are driving growth by consistently investing in upgrading our prowess and building on industry opportunities.

We tap on our visionary outlook to imbibe agility in our actions and decision-making, relentlessly pursuing excellence as an intrinsic way of organisational operation. This focussed approach enables us to swiftly ascend the rank and position, GFL as an entity, sustainably growing with rapid strides. Our firm conviction fuels our evolution from modest origin in industrial applications and refrigerant gases to a diversified, integrated conglomerate producing world-class products on a global scale.

Ever-eager to spot emerging opportunities on the horizon, we lay a strong foundation for future growth and expansion. Recognising the soaring demand for high-performance materials, we actively capitalise on the immense potential of fluoropolymers, marking the dawn of a new era. We traverse the expansive landscape of fluoropolymers along the course of our transformative journey, cementing our path with strategic investments and relentless innovation. As we forge ahead, we harness our expertise, setting the stage for the next leap of growth.

In our latest strategic move, we transition into a new business vertical that opens up unbridled opportunities across multiple emerging sectors. With our wholly owned subsidiary GFCL EV

Products Limited is setting up a fully integrated battery materials complex in Gujarat catering to the electric vehicle (EV) and energy storage system (ESS) applications. Thereby, we are unlocking fresh new-age avenues for accelerated growth. This strategic initiative demonstrates our focus on leveraging green chemistry to seize significant opportunities across the world in forthcoming decades. With this initiative, GFL is creating a sound foundation for addressing massive total addressable market with explosive growth prospects across the most attractive lithium battery segments backed by EV& ESS revolution. GFL is already enjoying robust customer traction from large players across US, Europe and Asia.

Going ahead, we continue to solidify our role as a trusted strategic partner for our global clientele, bolstered by our commitment to clean processes, consistent product development, customisation, and unparalleled services. Through all our endeavours, we strive to advance stakeholders' interest, create enduring positive impact on our planet, and drive inclusive growth opportunities by accelerating sustainability through green chemistry.

PRESENTING THE ESSENCE OF INOXGFL GROUP

The INOXGFL Group stands as one of the most prestigious business conglomerates in India, with an excellence in operational track record spanning over nine decades. A multibillion-dollar enterprise, the Group's broad-based product portfolio encapsulates fluoropolymers, specialty chemicals, wind energy, and renewables. Renowned for its four listed entities, with a cumulative market capitalisation of approximately USD 8 Billion, the Group is at the forefront of embracing and capitalising on emerging business trends to evolve stronger amid changing business landscapes.

Numbers that Define INOXGFL

4

Companies Listed on BSE & NSE

6,200+

Total Group Workforce

₹ 6,195 Crores

Total Group Revenue

₹ 83,793 Crores

Market Capitalisation (for Listed Companies) as of 31st August, 2024



Group Businesses

Chemical

Gujarat Fluorochemicals Limited ('GFL') ('Listed')

GFL is a well established chemical company with over 37 years of expertise in fluorine chemistry. In addition to being the largest producer of fluoropolymers in India and among the top four global producers. GFL is involved in the manufacturing of refrigerants, chemicals, and fluorospecialties for customers globally.

Gujarat Fluorochemicals FZE, Dubai ('GFL Dubai')

GFL Dubai is engaged in the business of trading and processing refrigerant and polymers.

Gujarat Fluorochemicals Americas LLC, USA ('GFL America')

GFL America is dedicated in the business of trading and warehousing of all fluoropolymers.

Gujarat Fluorochemicals GmbH ('GFL Germany')

GFL Germany is engaged in the business of trading and warehousing of all fluoropolymers.

Gujarat Fluorochemicals Singapore Pte. Limited ('GFL Singapore')

GFL Singapore, an entity established for investment purposes, is involved in investing in GFL GM Fluorspar SA in Morocco for fluorspar mining activities.

GFL GM Fluorspar SA ('GFL Morocco')

GFL Morocco specialises in the exploration of fluorspar mines, mining and beneficiation of mined ore.

GFCL EV Products Limited ('GFCL EV')

GFCL EV offers a comprehensive range of solutions, encompassing the entire value chain of batteries, battery components, electric vehicle and energy storage system products.

GFCL EV Products Americas LLC ('GFCL EV America')

GFCL EV America is wholly owned subsidiary of GFCL EV Products Limited incorporated on 28th February, 2024 proposed to be engaged in the business of trading and warehousing of products and constituents going into EV/ ESS batteries.

GFCL EV (FZC) SPC ('GFCL EV Oman')

GFCL EV Oman is wholly owned subsidiary of GFCL EV Products Limited incorporated on 11th June, 2024 proposed to set up a new project to manufacture other various chemicals.

GFCL Solar & Green Hydrogen Products Limited ('GFCL Solar')

GFCL Solar specialises in manufacturing fluoropolymer solutions, spanning the complete value chain of solar power systems and green hydrogen production. The offerings include proton exchange membranes for electrolysers and fuel cells.

IGREL Mahidad Limited ('IML')

IML is a subsidiary of GFL proposed to be engaged in the business of generation, accumulation, transmission, distribution, purchase, sell and supply of electricity power by using conventional/ non-conventional energy sources.

Renewable Energy

INOX Wind Limited ('IWL') ('Listed')

IWL is a fully integrated wind energy powerhouse, delivering end-to-end solutions, from conception to commissioning to O&M of wind power projects.

INOX Green Energy Services Limited ('IGESL') ('Listed')

IGESL is India's leading pure-play listed wind O&M services company managing a substantial portfolio of > 3.35 GW of assets.

INOX Wind Energy Limited ('IWEL') ('Listed')

IWEL is a Holding Company of the wind business. It is currently undergoing a merger with its subsidiary Inox Wind Ltd., to streamline operations and consolidate the wind energy business of the group.

IGREL Renewables Limited ('IRL')

IRL is a promoter-backed initiative, the company targets to set up a 1.5 GW renewable energy platform catering to the commercial & industrial (C&I) sector over the next 3-4 years.

Resco Global Wind Services Private Limited ('RESCO')

RESCO is an EPC arm of Inox Wind offering services including wind resource assessment, site acquisition, project & evacuation infrastructure development, erection and commissioning of WTG.



Highlights of FY 2023-24 - GFL

SHOWCASING OUR COMMITMENT TO SUSTAINABLE PROGRESS



2,58,863 Giga Joules

Usage of Renewable Energy

51,485 MT CO₂e

Greenhouse Gas Emissions avoided in FY 2023-24

₹ 22.11 Crores

Invested in CSR

31,368

Lives Touched

4

Number of Board Meetings in FY 2023-24



5

Manufacturing Facilities (including its Subsidiary Companies)

10

Subsidiaries

5

Brands

3,242

Permanent Employees



Our Company's Brief History

DRIVING GROWTH THROUGH IMPECCABLE CHEMISTRY

Gujarat Fluorochemicals Limited (referred to as 'GFL' or 'Our Company') stands at the forefront of global fluoropolymers, fluorochemicals and bulk chemicals. With a legacy spanning over 30 years in developing fluorine chemistry solutions, we continue to excel with our unmatched experience and unparalleled precision. Our stature as one of the key producers of fluoropolymers worldwide and the leading producer in India establishes us as a preferred supplier to markets in Europe and USA. By prioritising research and development initiatives and ensuring comprehensive integration across the value chain, we remain committed to satisfy dynamic consumer demands.

Harnessing a culture of thorough professionalism, accentuated by a constant drive for excellence, GFL strides forward in other sunrise segments through fluoropolymers and battery chemicals. Operating three new-age manufacturing facilities in India, maintaining a captive fluorspar mine in Morocco, Refrigerant plant in Dubai and establishing strategic offices, warehouses in Europe and USA, we reinforce our position in the global marketplace. Through our intricately woven marketing network, we guarantee a seamless access to our products and services worldwide, further highlighting our ability to cater to customers' requirements.



Our Vision

- To become the most preferred global supplier of fluoropolymers and new generation products and achieve this status through technological, operational, supply chain and service excellence.
- We shall constantly endeavour to delight Customers, workforce and our Stakeholders.
- We shall do our business exercising utmost care for the environment and the society at large.



Our Mission

We shall endeavour to always be the market leader by providing our Customers the latest, the most innovative and the best available technologies, products and services. Through this, we shall provide our Customers the best 'Value for Money' by producing best-in-class quality products at the most competitive prices. We shall conduct our operations keeping Safety and Environment in place along with the upgradation of technology.

Our Credo



Quality

Excellence in quality



Excellence

Excellence in services & manufacturing practices for our Stakeholders



Integrity

Building trust in dealings with all Stakeholders



Innovation

Enthuse our Customers through our innovative approach



Customer value

Delight the customer & deliver the value

Our Brands

INOFLON®

Represents PTFE, PFA, and FEP, manufactured and marketed by GFL

FLUONOX®

Stands for fluoroelastomers, manufactured and marketed by GFL

INOFLAR®

Represents PVDF, manufactured and marketed by GFL

INOLUB® Fluoropolymer Additives

Symbolises PTFE additives and PPA, manufactured and marketed by GFL

Refron®

Portrays refrigerants, manufactured and marketed by GFL

Presence

ADVANCING WITH EXPANSIVE GLOBAL PRESENCE

GFL, the foremost Indian manufacturer specialising in fluorine chemistry, caters to the global demand through extensive international footprint, including subsidiaries, diversified sales channels, and strategically positioned warehouses. Headquartered in Noida, India, our widespread infrastructure enables us to efficiently serve diverse markets worldwide, ensuring seamless delivery of our high-quality fluorine-based products. Upholding our commitment to innovation and sustainability, we continue to lead the industry by pioneering advanced solutions that meet the evolving needs of our global clientele.

16

Countries of Our Presence



Disclaimer

This map is a generalised illustration only for the ease of the reader to understand the locations, and it is not intended to be used for reference purposes. The representation of political boundaries and the names of geographical features/states do not necessarily reflect the actual position. The Company or any of its directors, officers or employees, cannot be held responsible for any misuse or misinterpretation of any information or design thereof. The Company does not warrant or represent any kind of connection with its accuracy or completeness.

Revenue Distribution across Geographies

19%

America

24%

European Union

16%

Rest of the World

Corporate Headquarters

- Noida, India

Subsidiaries

- India
- Hamburg, Germany
- Texas, USA
- Casablanca, Morocco
- Singapore
- Dubai
- Oman

Warehouses

- Texas, USA
- New Jersey, USA
- Arizona, USA
- Indiana, USA
- Hamburg, Germany
- Italy
- India

Sales and Distribution

- Americas:** Michigan, Philadelphia, Atlanta, New Jersey, Mexico, Brazil and Argentina
- EU:** UK, Belgium, Italy and Germany

- ROW:** South Africa, Thailand, China, Korea, Taiwan, India and Japan

Manufacturing Units

- Dahej, Gujarat, India
- Jolva, Gujarat, India
- Ranjitnagar, Gujarat, India
- Casablanca, Morocco
- Dubai, UAE

PRODUCT PORTFOLIO

CRAFTING SOLUTIONS FOR DIVERSE APPLICATIONS

Fluoropolymers

GFL offers a comprehensive range of fluoropolymer products across various downstream applications, ensuring unparalleled performance and dependability in every use. Fluoropolymers stand out for their remarkable combination of qualities. They excel in fire resistance, weather durability, temperature tolerance, in addition to resisting wear and friction, offering non-wetting and non-stick properties, boasting high dielectric strength, and demonstrating exceptional longevity, unmatched by any technically viable alternatives. Fluoropolymers are non-toxic, safe, non-mobile, non-bioaccumutable and are irreplaceable raw materials critical for the functioning of modern society as seen from the chart below.

Products	Polytetrafluoroethylene	Micro Powders	Perfluoroalkoxy Alkanes	Polyvinylidene Fluoride	Fluorinated ethylene propylene	Fluoroelastomers	Polyphthalamide
Applications	<ul style="list-style-type: none"> Oil & Gas Pharma & CPI Food Automotive Aerospace & Defence Electricals Electronics & Semiconductors Cookware Construction & Mechanical Parts 	<ul style="list-style-type: none"> Printing Inks Engineering Plastics Coatings Industrial Finishes Paints Elastomers Oils & Greases 	<ul style="list-style-type: none"> Semiconductors Aerospace Chemical Processing Corrosion Resistant Fluid Transfer Wire & Cables Telecom 	<ul style="list-style-type: none"> Chemical Processing Electronics Architecture Pharma EV Batteries Solar Panels Water Treatment Membranes Oil & Gas 	<ul style="list-style-type: none"> Wire & Cable Defence Aerospace Telecom Chemical Processing 	<ul style="list-style-type: none"> Automotive Chemicals Refineries Semiconductors Aviation Food & Pharma 	<ul style="list-style-type: none"> Improve Surface Finish & Gloss for LLDPE HDPE & PP Films Partitioning Agent

Fluorochemicals

GFL augments product portfolio with a host of value-added offerings, utilising carbon, fluorine, nitrogen, hydrogen, and oxygen. These advanced products are vital to numerous sectors, including agrochemicals, pharmaceuticals, and EV battery materials, among others. Moreover, apart from being India's largest producer of R-22 gas, we also offer an exhaustive refrigerant gas portfolio, including R-125, and R-410, among various others.

Products	HF Based	TFE Based	KF Based	Refrigerants
Applications	<ul style="list-style-type: none"> Agrochemicals, majority Insecticides, Herbicides & Fungicides Plant Growth Regulators 	<ul style="list-style-type: none"> Pharmaceutical Intermediates Agrochemical Pesticide & Intermediates 	<ul style="list-style-type: none"> Pharmaceutical Intermediates Agrochemical Pesticides & Intermediates 	<ul style="list-style-type: none"> Air Conditioners

Bulk Chemicals Vertical

GFL is among the major producers of chloroform and methylene di chloride.

Products	Caustic Soda	Chloroform	Methylene Di Chloride	CTC
Applications	<ul style="list-style-type: none"> Textiles Soaps & Detergents Alumina 	<ul style="list-style-type: none"> Feedstock for Refrigerant Gas R-22 Solvent - Pharma 	<ul style="list-style-type: none"> Pharma API Foam Manufacturing Agrochemical & Pharma Formulation 	<ul style="list-style-type: none"> Pesticides Agrochemicals Plastics Resins

EMERGING BUSINESS

EMPOWERING GREEN FUTURE WITH CUTTING-EDGE OPPORTUNITIES

GFCL is strategically poised for global dominance in the battery materials sector through GFCL EV, wholly owned subsidiary. Our commitment to sustainability finds resonance in the pioneering innovation and best-in-class manufacturing prowess that we harness to deliver unparalleled products in this segment. The extensive experience of the INOXGFL Group, coupled with their prime resource pool, position us at the leading-edge of the battery materials sector, taking us one step closer to our vision of cultivating a greener future for our precious planet.

GFCL EV is involved in the manufacturing of critical intermediate materials for lithium-ion batteries. The EV segment is anticipated to tap significant opportunities within the electric vehicles and energy storage systems worldwide in the coming decades. The fully integrated battery materials complex in Jolva, Gujarat has already established its initial capacity.



Battery Electrolytes

- Lithium and sodium-based salts
- Electrolyte formulations
- High performance additives

Cathode Binders

- PVDF/PTFE

Cathode Active Materials

- LFP

Growth Drivers

USD 7.09 Billion

Size of Indian EV Market by 2025

10 Million

Annual EV Sales in India by 2030

40-45%

Proportion of Electric Vehicles in the Two-Wheeler Segment by 2030

15%

Proportion of Electric Vehicles in the Passenger Segment by 2030

(Source: <https://auto.economictimes.indiatimes.com/news/auto-components/ev-charger-manufacturer-statiq-releases-white-paper-on-skill-development-in-ev-sector/97911930>, https://www.business-standard.com/industry/news/ev-sales-likely-to-reach-1-cr-annually-by-2030-create-5-cr-jobs-gadkari-123122200894_1.html, <https://www.india-briefing.com/news/indias-prospects-as-an-ev-hub-consumer-market-and-production-capacity-30157.html#:~:text=By%202030%2C%20per%20a%20Bain,about%2015%20to%2020%20percent>, <https://www.thehindubusinessline.com/economy/20-global-passenger-vehicle-production-will-be-done-by-india-in-fy27-bnp-paribas/article68202873.ece>)

GFCL's Consolidated Financial Performance

₹ 4,281 Crores
Revenue

₹ 955 Crores
EBITDA

₹ 435 Crores
Profit after Tax

22.3%
EBITDA Margin

14.63%*
Return on Capital Employed

*Excluding capital employed in capacity expansions over the last two years and capital work in progress (including EV), which will begin generating revenues from the next financial year.



OUR INVESTMENT CASE

HARNESSING COMPETITIVE STRENGTHS TO CEMENT LEADERSHIP

GFL boasts an unparalleled expertise in fluorine chemistry, empowering us to stay on top in a competitive landscape. Our market leadership is embedded in our dedication to quality and a progressive

approach to sustainability, distinguishing us for delivering pioneering solutions across the world. A strong focus on customer satisfaction remains our forte, while we propel forward to cement our global aspirations by expanding our reach. We are in a mission to surpass our own set standards, continuously establishing new hallmark of industry excellence.



Trusted Brand

We command an esteemed brand positioning in the market, that is built on the base of unmatched dedication, pioneering innovation, and product excellence across our portfolio. Backed by our culture of developing enduring trust-based relationships, we continue to bolster our brand recall by consistently delivering on our promises.

Prestigious Clientele

We forge strong partnerships with global organisations and draw strength from the adeptness of our dedicated marketing team to craft sustained growth and enhanced market presence. Through strategic distribution, expert marketing and prompt customer service, we stay on course of success. These aspects enable us to stand out, ensuring exceptional value and exclusive customer experience.

Expertise and Technological Insight

We are positioned to capitalise on emerging opportunities across diverse markets by harnessing our broad expertise and deep technical understanding. This enables us to seize favourable prospects and maximise growth potential across various industries.



Integrated Plants

We lead in the manufacturing of fluoropolymers, refrigerant gases, chloromethanes and battery materials. We hold an esteemed position in the market for our large-scale operations, advanced technology, cost-effectiveness and seamless integration. Our backward integration model enables us to supply superior quality products, delivering unmatched value to our valued customers.

Consistent Portfolio Improvement

We stay committed to continuously upgrade our product portfolio, a crucial element for long-term sustainability and success. This approach allows us to navigate evolving market dynamics, attract new customers, retain the existing ones, and cultivate growth opportunities. Our sharp focus on mitigating risks and strengthening investor confidence remains a key strategic advantage. Overall, our success formula is a perfect amalgamation of our drive to achieve an optimal capital structure, exercise cost efficiency, maintain superior margins, and generate long-term returns.



Managing Director's Statement

LEADING WITH RESILIENCE FOR A SUSTAINABLE IMPACT



To seize sectorial opportunities, we initiated the production of battery materials, unlocking fresh growth headroom across various sunrise sectors, including electric vehicles, energy storage systems, semiconductors, green hydrogen, and fuel cells membranes .



Vivek Jain
Managing Director



Dear Shareholders,

It is with great pleasure that I present to you this Integrated Annual Report of Gujarat Fluorochemicals Limited (GFL) for FY 2023-24. This comprehensive report is a reflection of our significant achievements throughout the year, as it is our resilient journey and robust vision. The document highlights our capabilities that not only sustain growth but also propel it forward, even amid a volatile business environment. Additionally, this report reaffirms our commitment to sustainability, which remains at the core of our operational framework.

Macroeconomic Perspective

From a global economic perspective, India continues to shine bright, striding ahead resiliently, notwithstanding global vulnerabilities and geopolitical challenges. A strong domestic demand, a resurgence in rural consumption, substantial investments, and sustained momentum in manufacturing are the key factors driving the upward trajectory of Indian economy. The boisterous performance of the Indian economy is reflected in its real GDP growth, that surged to 8.2% in FY 2023-24, an outstanding accomplishment compared to the outcome portrayed by the major global economies. The manufacturing and construction sectors, both experiencing double-digit growth, remain significant contributors to this phenomenal growth narrative.

We, at GFL, draw inspiration from the remarkable progress of Indian

economy, as we stay firm in our pursuit of industry leadership. We have witnessed several positive developments over the past year, that mark the beginning of fresh advancements. As the significant destocking phase comes to an end, it encouraged our customers to resume procurement. Moreover, the exit of legacy players in the industry provided us with a strong tailwind, paving the way for us to further strengthen our presence. Additionally, our strategic investments in fluoropolymers, and improving capacity utilisation, position us for substantial growth.



We profoundly value our ecosystem and Stakeholders, as evident in our deeply ingrained sustainability approach. As a responsible corporate entity, we actively support the United Nations Sustainable Development Goals (SDGs), collaborating closely with our supply chain partners to curb emissions, uphold human rights, foster community development to promote inclusive growth.



However, we remain acutely aware of the potential adversities. Economic stress in Europe, escalation in energy prices, disruptions in global trade routes, increased freight costs, and prolonged delivery times pose significant challenges to our export-oriented businesses. Despite these hurdles, our commitment to growth remains unshakable, further bringing

the focus on our resilient core and strategic agility.

Sectoral Positioning

In the midst of a rapidly shifting industrial landscape, the burgeoning transformation of the automobile industry, coupled with surging demand in the electronics, electrical, and coatings sectors, heralds an instrumental role for fluoropolymers in defining the future trajectory of global industrial growth. The supportive Government initiatives, including the 'National Chemical and Petrochemical Policy' are pivotal in fostering the R&D,

innovation, and manufacturing in the fluoropolymer industry. With a strategic vision to propel industrial manufacturing by 2030, the Government Initiatives place a sharp focus on critical sectors, such as electronics, renewable energy equipment, electric vehicles (EVs), energy storage system (ESS), fuel cell membranes and green hydrogen.

Notably, all these industries are reliant on fluoropolymers as their essential performance raw materials significantly ramping up the growth of the market. This synergy of Government support and industrial demand sets the stage for an accelerated growth of the Indian fluoropolymer market in the coming years.

Moreover, the Indian fluoropolymer market is experiencing heightened innovation, improved product performance and enhanced competitiveness owing to a multitude of cutting-edge technological advancements. These include pioneering developments in nanotechnology, the integration of advanced materials, customisation for specific applications, and the adoption of sustainable manufacturing practices. As the industry continues to embrace these new-age technologies, it emerges as better equipped to capitalise on the burgeoning demand, further expanding its presence both domestically and globally.

To seize sectorial opportunities, we initiated the first step towards Manufacturing of EV Battery Chemicals unlocking fresh growth headroom across various sunrise sectors, including electric vehicles, energy storage systems, semiconductors, green hydrogen, and fuel cells membranes. Through our subsidiary, GFCL EV Products Limited, we are well-positioned to tap substantial global opportunities within the electric vehicles and energy storage ecosystems over the decades to come. Equipped with our integrated battery materials complex in Jolva, Gujarat, we are well-set

to serve the rising demand across diverse downstream applications, having already established our initial production capacity.

Performance Highlights

Despite encountering adversities in certain segments, our strategic financial performance for FY 2023-24 reflects resilience. Amid a 25% year-on-year decline in consolidated revenue from operations to ₹ 4,281 Crores, our consolidated EBITDA stood at ₹ 955 Crores, with margins of 22%. Moreover, our consolidated PAT amounted to ₹ 435 Crores with a PAT margin of 10%. Demonstrating our commitment to future readiness, we invested significantly with a capex of ₹ 1,050 Crores, positioning our Company well for the coming years. While challenges related to Chinese dumping impacted our fluorochemicals segment - offering advanced material grades - remains resilient, unaffected by external pressures. This distinction is crucial as we continue to utilise our strengths in these high-value segments.

ESG Commitment

Central to our corporate philosophy is a firm commitment to Environmental, Social and Governance (ESG) principles. For us, sustainability is not an end objective; rather it is a continuous process that drives our future growth. Recognising the critical role of sustainable practices in preserving our planet for generations to come, we align our efforts with the United Nations Sustainable Development Goals (SDGs). Continuously striving to enhance our ESG performance, we lead the way in sustainable

business practices. Through initiatives focussed on enhancing energy efficiency, minimising waste, and embracing renewable resources, we are committed to leading the fluoropolymer industry towards a more sustainable future.

Role of technology is pivotal to our sustainability strategy, prioritising safety and well-being by minimising both human and machine interventions. To fuel global growth and create unique opportunities for transitioning to a sustainable future, we uphold our commitment to green chemistry and circular economy principles. As part of our future-forward strategies, we stay dedicated to designing and developing products that meet global standards, satisfy evolving market demands, while at the same time ensure judicious use of natural resources. Our research empowers us to focus on pioneering low-carbon pathways, aimed at significantly reducing product carbon footprints, thus boosting our competitive edge and enabling us to support our customers in downsizing greenhouse gas emissions. Furthermore, we prioritise equipping our team members with the essential skills to excel in an ever-evolving industry through ongoing investments in education, training, and development.

We deeply value our ecosystem and Stakeholders, as evident in our deeply ingrained sustainability approach. As a responsible corporate entity, we actively support the United Nations Sustainable Development Goals (SDGs), collaborating closely with our supply chain partners to curb emissions,

uphold human rights and foster community development to promote inclusive growth. Our dedication to environmental stewardship drives us to minimise dependencies and develop green products that catalyse sustainable growth and benefits across our supply chain. As we advance in our journey to reduce our carbon footprint, we are committed to setting even more stringent sustainability targets, in sync with global efforts combating climate change. Building on our achievements, we are inspired to seamlessly integrate sustainability initiatives throughout our organisational structure, fostering transparency, accountability, and ethical conduct in all our business dealings.

Closing Remarks

As we close another transformative year, I want to express my gratitude to the entire GFL family and all our Stakeholders for their unflinching faith in us, and their constant support towards our shared vision. Every milestone we achieved, and each obstacle we overcame reflect our collective commitment to progress. I am confident that together we will scale greater heights, shaping the course of fluoropolymers and positioned ourselves to capture new growth opportunities in emerging sectors with sustainable innovation and unmatched excellence. Once again, I thank you for being part of this exciting journey, as we stride forward to build a greener, more prosperous future - together.

Warm regards,

Vivek Jain
Managing Director



We profoundly value our ecosystem and Stakeholders, as evident in our deeply ingrained sustainability approach. As a responsible corporate entity, we actively support the United Nations Sustainable Development Goals (SDGs), collaborating closely with our supply chain partners to promote inclusive growth.



Deputy Managing Director's Communique

GROWING STRONGER WITH STRATEGIC IMPERATIVES



GFL continues to uphold a firm focus on embedding innovation and sustainability across our portfolio. Keeping up with the shifting paradigms, we proudly stay at the leading-edge of energy transition harnessing our prowess in green chemistry to formulate the materials used for clean mobility solutions.



Dr. Bir Kapoor
Deputy Managing Director



Dear Valued Stakeholders,

I take this opportunity to present this Integrated Report of Gujarat Fluorochemicals Limited (GFL) for FY 2023-24. This report encapsulates the essence of our resilient journey, distinct achievements, and profound vision for the future. Moreover, through this concise document, we outline the strategic positioning of GFL, which equips our Company to navigate today's opportunities and challenge, while emphasising on our accelerated growth potential and sustainability initiatives.

In reflecting upon our accomplishments, it is clear that our growth journey is not an isolated

feat, but rather a manifestation of the path we continue to traverse at GFL. We consistently uphold a clear vision: to become the preferred global supplier of fluoropolymers, battery materials and leading-edge products by excelling in technology, operation, and customer service. The evolving world of unlimited opportunities beckons us, enabling us to explore a future brimming with potential and innovation. Standing on the brink of a transformative era, we remain firm in our commitment to balance our growth endeavours with impactful sustainability initiatives, redefining possibilities in the realm of fluoropolymers.

Business Segment Performance

During FY 2023-24, we encountered several challenges that affected our revenue across all major product categories. The bulk chemicals segment generated ₹ 688.78 Crores, down from ₹ 1,139.81 Crores in FY 2022-23, reflecting a decrease of ₹ 451.03 Crores due to tough market conditions. The fluorochemicals segment experienced a revenue decline from ₹ 1,518.23 Crores in FY 2022-23 to ₹ 1,068.89 Crores in FY 2023-24. Similarly, the fluoropolymers segment saw revenue drop from ₹ 2,936.19 Crores to ₹ 2,435.62 Crores.

Despite these challenges, which reflect a broader industry trend of decreased demand in specialty segment and over supply in certain commodity segment. We remain committed to our core markets. We are focussing on leveraging our strong R&D capabilities, improving operational efficiencies, and exploring new market opportunities. Our strategy includes strengthening our core competencies and building resilient supply chains to ensure sustainable growth.

Product Innovation

GFL continues to uphold a firm focus on embedding innovation and sustainability across our portfolio. Keeping up with the shifting paradigms, we proudly stay at the leading-edge of energy transition harnessing our prowess in green chemistry to formulate the materials used for clean mobility solutions. We complement our product innovation with manufacturing stewardship and responsible supply chain dynamics, placing sustainability at the very core of our endeavours. The commissioning of our LiPF6 plant highlights our first step towards providing products in EV Battery Chemical Segment. We expect to achieve commercial sales in this segment by the second half of FY 2024-25, with a targeted capital expenditure of ₹ 800 Crores during the same fiscal year. Looking ahead, we envision this segment to serve as a catalyst for growth at GFL, beginning in FY 2025-26.

Capital Expenditure Strategy

Facing a downturn in revenues and profitability, coupled with significant capital expenditure in the EV battery material space, our return ratios were affected. Nevertheless, we anticipate

significant contributions from this segment to the topline, starting from FY 2025-26. This year again draws the focus on our inherent resilience, that enables us to firmly maintain our growth fundamentals, despite manifold challenges. Notwithstanding macro headwinds, we remain committed to invest in growth capital expenditure, confident in our ability to navigate these temporary bottlenecks and resume our growth trajectory swiftly. We believe our financial performance has plateaued to its lowest level & here on we are observing steady and promising signs of improvement, poised to persist in future.

We are actively collaborating with majority of the battery manufacturers globally, aligning our efforts with their capacity expansion timelines projected to commence from mid-2025 onwards. Our strategic engagement with battery manufacturers globally highlights our proactive approach towards future capacity expansions. Simultaneously, our planned capital expenditure of ₹ 500 Crores for expanding fluoropolymers capacity remains on track.

Way Forward

In our journey to the future, we hold strategic foresight and adaptability as our anchors. Adept in spotting opportunities, we continue to leverage our diversified portfolio, spanning multiple sunrise sectors, to position GFL for sustained growth in the years ahead. Furthermore, we stay committed to deepening our footprint in value-added products, while utilising our existing investments to tap fresh avenues of growth. We are charting a course of transformative progress, guided by a clear vision and

a pursuit to excellence. Embracing the future with confidence, we harness top-edge technologies and pioneering practices to deliver unparalleled value to our esteemed customers. Our dedication to quality, customer centricity, and operational excellence cements our leadership in the fluoropolymers industry, forging enduring legacies for generations to come.

Closing Note

I express my deepest gratitude to every member of the GFL family for their dedication to our shared vision. Your commitment continues to fuel our journey, helping us achieve outstanding milestones and conquer challenges, making us stronger at every turn. As we forge ahead, let us remain persistent in our pursuit of extraordinary, always rising up to the occasion to exceed expectations and create unmatched experiences for our Stakeholders. Thriving with our collective effort and determination, we continue to chart a path of sustainable growth, leading the way in shaping the future of fluoropolymers.

Warm regards,

Dr. Bir Kapoor
Deputy Managing Director

Business Model

SOARING HIGH WITH ROBUST VALUE ACCRETION



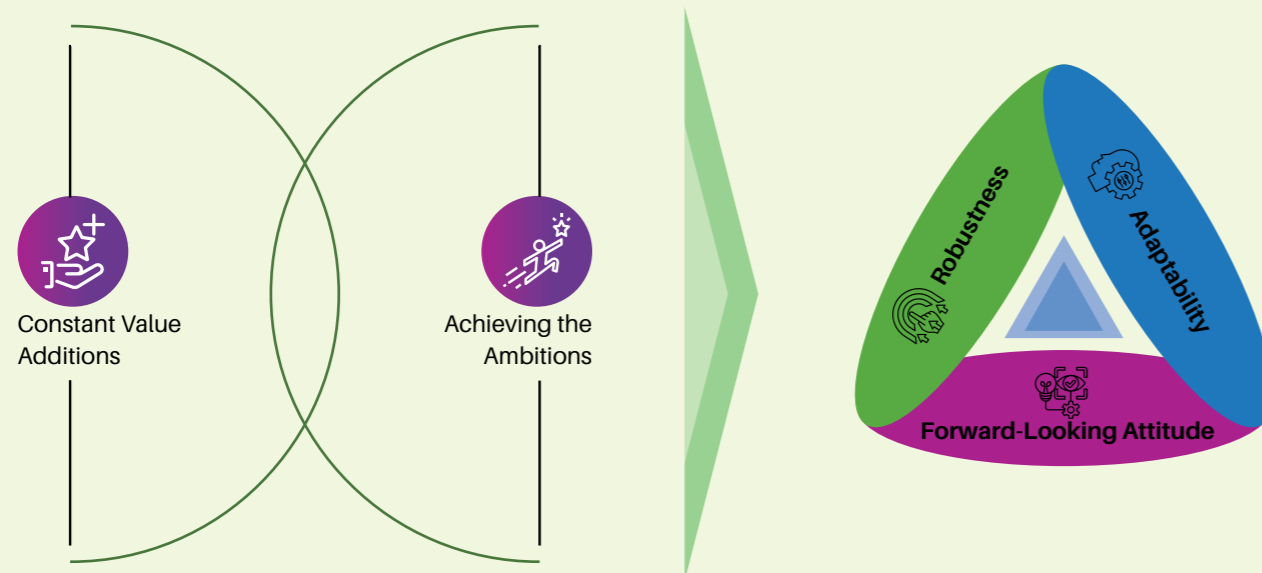
Inputs	KPIs	Value-Creation Process	Output	Actions for Output Enhancement	SDGs Linked
Financial Capital Equity capital: ₹ 11 Crores Debt capital: ₹ 1,996 Crores		DIVERSE BUSINESS SEGMENTS <ul style="list-style-type: none"> Bulk Chemical Fluoropolymers Fluorochemicals Battery Materials Vertically Integrated Manufacturing Units We leverage our vertically integrated facilities to place GFL among the most dependable global producers of a diverse range of fluoropolymers, enabling us to maximise value.	Revenue: ₹ 4,281 Crores EBITDA: ₹ 955 Crores PAT: ₹ 435 Crores	<ul style="list-style-type: none"> Develop stringent cost discipline and optimisation practices Maintain prudent working capital management 	1 8
Manufactured Capital Manufacturing Facilities: 5* Capital Expenditure: ₹ 1,050 Crores Gross Block: ₹ 5,652 Crores			Offices across geographies: 6 Industries served: 20+	<ul style="list-style-type: none"> Initiate frequent customer engagement to drive product sales Ensure prudent Capex management for manufacturing units Evaluate the plant utilisation level effectively to enhance production 	8 9 12 13 17
Intellectual Capital R&D facilities: 2 Patents filed: 8			ISO 27001 Accredited Organisation Quality certifications and accreditations • ISO 9001 • IATF: 16949 automotive standards • NABL accredited labs	<ul style="list-style-type: none"> Maintain strong focus on R&D to capitalise on future market trends and evolving client requirements Upgrade technology and improve R&D to develop sustainable solutions 	9 11 13
Human Capital Total training person-hours provided: 1,53,078 Average training person-hours per employee: 47 Number of permanent employees: 3,242			Employee retention rate: 91% Lost time incident frequency rate: 0.68 Total recordable work-related injuries: 12	<ul style="list-style-type: none"> Comply with robust talent management methodologies Deploy developmental tools and programmes to identify and cultivate high-potential individuals Foster a learning and development culture to nurture leadership qualities and functional competency among employees Implement strong operational health and safety measures Place significant importance on labour and human rights 	1 3 5 8 9 10 16 17
Social and Relationship Capital Amount invested in CSR activities: ₹ 22.11 Crores No. of CSR activities undertaken: 8			Lives touched: 31,368	<ul style="list-style-type: none"> Partake periodic engagement with communities to assess their needs and expectations Sustain open communication with Stakeholders to reinforce their confidence in us 	1 2 3 4 5 6 7 8 9 10 11 12 13 15 16 17
Natural Capital Investment in renewable energy: ₹ 290 Crores Development of greener products and technologies Promotion of circular economy			FOCUSING GREATLY ON THE NEW-AGE INDUSTRIES Electric vehicle batteries Solar panels Hydrogen fuel cells/ electrolyzers	Renewable energy used: 2,58,863 GJ Waste recycled: 2,017 MT	<ul style="list-style-type: none"> Abide by the global best practices in environmental standards across our operations Upgrade our waste recycling programme Bolster our energy consumption trend with increased focus on renewable energy

@ including subsidiary companies

Growth Strategies

CHARTING A COURSE FOR STRATEGIC EXCELLENCE

GFL embodies constant adaptation to emerging trends, emboldened by our relentless innovation. Bridging the gap between adaptation and sustained growth is our focussed strategies, delineated by our proactive approach towards market expansion. However, our growth endeavours are not only confined to tapping fresh opportunities and widening reach; rather we emphasise on upholding industry best practices to reaffirm operational excellence, thereby fuelling our aspirations to maintain leadership in the segment.



Stimulating Value Addition to Solidify Lead

GFL adopts a multifaceted approach to stimulate constant value addition, ensuring that it remains at the forefront of the industry. We prioritise research and development, making substantial investments in leading-edge technologies and pioneering products that adapt to shifting market demands. With dual focus on innovation and sustainability, we stay resilient in our course to deliver long-term value to our Stakeholders, cultivating constant growth amid an ever-changing market dynamics.

Maximising Value from Core Operations through Strategic Expansion and Technological Innovation

We continue to focus on enhancing our operational capabilities and drawing optimum value from the core areas, including production and distribution of fluoropolymers, fluorospecialties, and refrigerants to drive growth. Utilising our technological innovations, we aim to strengthen our operations, while mitigating the risks of price fluctuations and market declines. Besides, we intend to enhance the cash generation potential in steady market conditions to achieve success across various scenarios.

Fostering Innovation and Sustainability through R&D Investment

We operate a dedicated in-house research centre - GFR_C - in Dahej, India. This facility plays a crucial role in our continuous upscaling and improvement. Our research centre enables us to provide swift responses to customer inquiries, strengthening our business and enabling us to deliver enhanced product quality and operational efficiency. Moreover, we collaborate with prestigious educational and research institutions, including the Indian Institute of Technology and Indian Institute of Chemical Technology, along with key global experts to develop new products and sustainable manufacturing technologies.

Sharpening Edge with Diversified and Sustainable Product Portfolio

We recognise that product development, innovation, and sustainability are essential for gaining a competitive edge in the fluoro-products market. We boast one of the industry's most comprehensive and versatile portfolios of fluorospecialties by capitalising on extensive research capabilities and customer insights. Our sustained focus on research and analytical development enables us to offer specialised solutions for the pharmaceutical and agrochemical sectors. Besides, we are deliberately undertaking projects that improve our upstream value chain, thereby enhancing cost-efficiency and aligning with emerging megatrends in sectors, such as adoption of alternative energy and digital economy. Furthermore, we seek to build upon the growing use of fluoropolymers in industries such as automotive, telecommunications and semiconductors, to expand our offerings.

Achieving Our Ambitions with Pointed Strategies

GFL acknowledges that achieving our overarching ambitions necessitates a persistent focus on innovation, extensive research capabilities, and comprehensive understanding of customer needs. Driven by a defined vision and guided by a robust strategy, we adeptly navigate challenges, seize opportunities, and strategically position our Company for sustainable success. Every milestone we achieve brings us closer to our goals, forging a path dotted with strategic triumphs that ignite inspiration, instil confidence, and inculcate the drive for continuous growth.

Strengthening Brand Presence on a Global Scale

We actively take part in industry events and trade organisations, demonstrating our focus on building a robust brand presence worldwide. Our focussed participation in forums, centred on innovation, sustainability, and technological advancements, highlight our commitment to advancing the industry. Additionally, our purpose-driven CSR team leads various community development initiatives, emphasising on health, women's empowerment, social upliftment and environmental causes. We leverage technology and social media platforms to efficiently communicate key updates to our valued customers and business partners, consequently improving brand visibility and enhancing our brand's influence.

Offering Customer Excellence and Cementing Global Market Leadership

We intend to become the preferred choice of our customers by delivering industry leading products and unparalleled services at competitive prices. At GFL, we set the standard with globally benchmarked quality, service and manufacturing practices, continuously inspiring our customers through pioneering innovation. Our integrated operations, rooted in years of trust, cement our stature as the foremost leader in the Indian market, while our extensive dealer network, efficient supply chain, and advanced warehousing capabilities position us as the supplier of choice in the global markets.

Nurturing Sustainability for a Greener Future

We take proactive steps to tackle climate change and its effects on our planet, fostering a safe environment for future generations through preventive measures. By phasing out environmentally harmful refrigerants and maintaining emissions and discharges within permissible PPM levels, we demonstrate our dedication to operational stewardship. Our approach includes ethical sales and marketing practices, sustainable procurement initiatives, and compliance with esteemed standards such as UNGC and ISO 26001. Setting ambitious sustainability targets and offering extensive training to our employees, we aim to achieve our sustainability goals seamlessly and swiftly.

Our Strategic Enablers



Robustness

We aim to cultivate a resilient operational framework capable of withstanding challenges, disruptions, and evolving market dynamics, securing our Company's longevity and sustained success.



Adaptability

We nurture a flexible culture that welcomes change and actively adapts to shifting customer demands, industry transitions, and technological progressions. This approach enables us to maintain agility and tap on emerging opportunities.



Forward-Looking Attitude

We seek to uphold a forward-thinking approach, constantly monitoring and evaluating emerging trends, market changes, and disruptive innovations. By utilising our capabilities to anticipate future developments and adjusting our strategies proactively, we stay attuned to lead and excel in a dynamic business scenario.

Materiality Assessment

IDENTIFYING PRIORITIES TO CHART SUSTAINABLE SUCCESS

GFL's sustainability efforts focus on addressing the most critical issues for long-term success. We emphasise understanding our social and environmental impacts, as well as the risks and opportunities presented by environmental, social, and governance (ESG) issues.

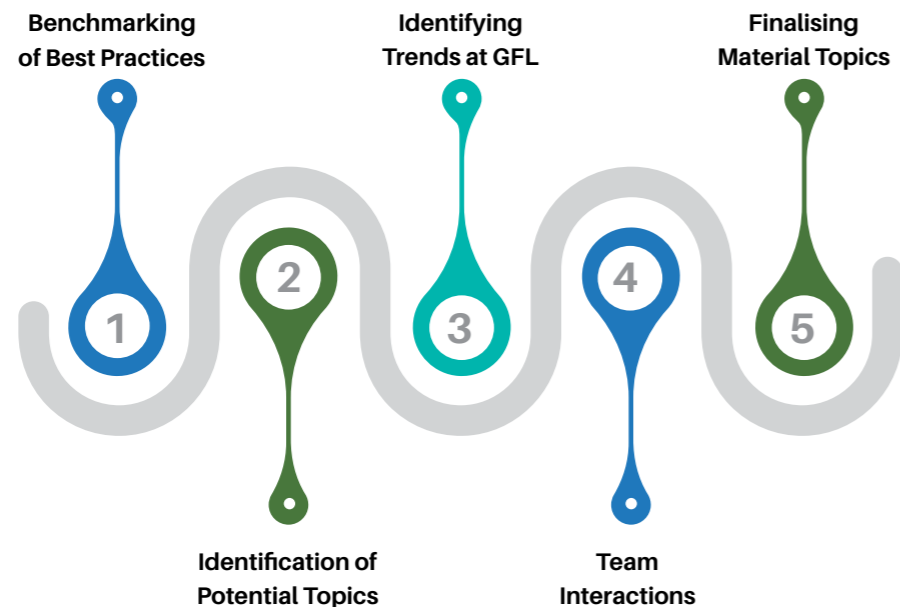
Insights from our analyses refine our sustainability blueprint, helping us redefine goals, recalibrate priorities, and restructure our strategic framework, which informs our key performance indicators, targets, reporting, and communications. Over the past three decades, we have strengthened our value-added portfolio, optimised operational performance, reduced costs, and expanded our global presence, all while committing to green chemistry. These efforts have significantly contributed to economic growth through operational expansion and stakeholder value creation.

This year, we have conducted our 3rd Materiality Assessment to prioritise key sustainability issues that significantly impact our ability to create value for all Stakeholders. This extensive effort involved engaging with various sustainability aspects and conducting a detailed analysis. The materiality assessment enabled us to provide a comprehensive evaluation of our stability, growth, and sustainability by linking our financial and non-financial performance. Additionally, these topics were aligned with global sustainable development goals, further enhancing the depth and relevance of our sustainability reporting.

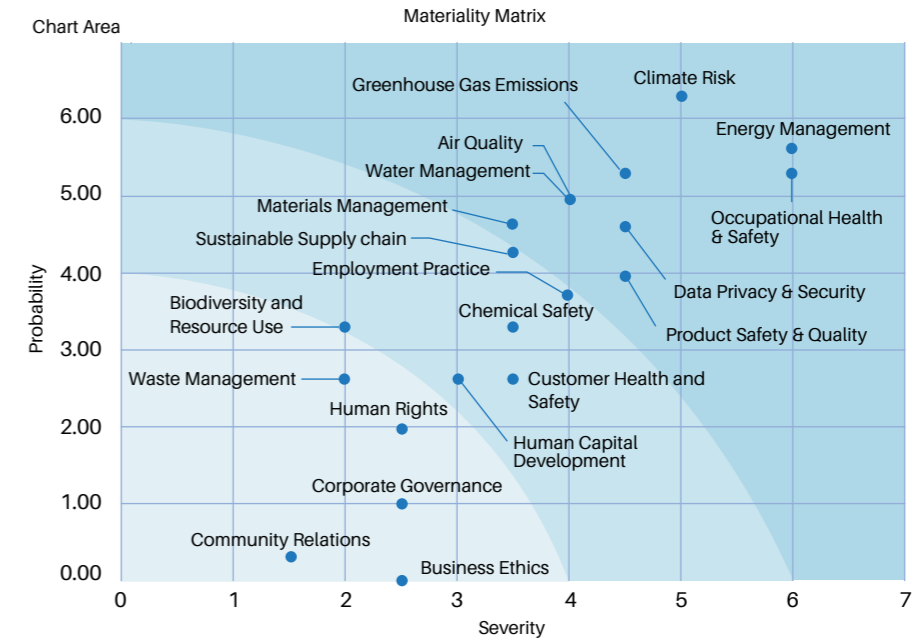
Materiality Assessment Methodology

At GFL, we conducted a thorough desk-based materiality assessment to evaluate the scope of issues covered in our peers' reports and disclosures, aligning our approach with Sustainability Accounting Standards Board (SASB) materiality standards. This process ensured we identify and prioritise the most relevant issues for our Stakeholders and ESG rating agencies.

Materiality Process



Materiality Matrix Developed Based on the Data Analysis



Climate Risk

- GRI 302: Energy 2016
- GRI 305: Emissions
- GRI 303: Water
- GRI 306: Effluents and Waste
- GRI 201: Economic Performance 2016

- Energy Consumption and GHGs
- Water
- Biodiversity
- Environmental Services and Advocacy

- Greenhouse Gas Emissions
- RT-CH-110a.1
- RT-CH-110a.2
- Air Quality
- RT-CH-120a.1
- Energy Management
- RT-CH-120a.1
- Water Management
- RT-CH-130a.1
- Hazardous Waste Management
- RT-CH-140a.1
- RT-CH-140a.2
- RT-CH-140a.3



P7
P8
P9



Energy Management

- GRI 302: Energy 2016

- Energy Consumption and GHGs
- Environmental Services and Advocacy




- Energy Management
- RT-CH-120a.1



P7
P8
P9




Occupational Health & Safety

<ul style="list-style-type: none"> GRI 403: Occupational Health and Safety 	<ul style="list-style-type: none"> Employee Health And Safety Working Conditions 	<p>Operational Safety, Emergency Preparedness & Response</p> <ul style="list-style-type: none"> RT-CH-540a.1 RT-CH-540a.2 	  	
---	--	---	---	--




Greenhouse Gas Emissions

<ul style="list-style-type: none"> GRI 305: Emissions 	<ul style="list-style-type: none"> Energy Consumption and GHGs Environmental Services and Advocacy 	<p>Greenhouse Gas Emissions</p> <ul style="list-style-type: none"> RT-CH-110a.1 RT-CH-110a.2 		<p>P7</p> <p>P8</p> <p>P9</p>
--	--	--	---	-------------------------------






Air Quality

<ul style="list-style-type: none"> GRI 305: Emissions 	<ul style="list-style-type: none"> Energy Consumption and GHGs Environmental Services and Advocacy 	<p>Air Quality</p> <ul style="list-style-type: none"> RT-CH-120a.1 		<p>P7</p> <p>P8</p> <p>P9</p>
--	--	---	---	-------------------------------



Water Management

<ul style="list-style-type: none"> GRI 303: Water 	<ul style="list-style-type: none"> Water Environmental Services and Advocacy 	<p>Water Management</p> <ul style="list-style-type: none"> RT-CH-130a.1 	  	<p>P7</p> <p>P8</p> <p>P9</p>
--	--	--	---	-------------------------------






Data Privacy and Security

<ul style="list-style-type: none"> GRI 418: Customer Privacy 	<ul style="list-style-type: none"> Employee Health and Safety Working Conditions External Stakeholder Human Rights Responsible Information Management 			
---	---	--	--	--







Materials Management

<ul style="list-style-type: none"> GRI 301: Materials 	<ul style="list-style-type: none"> Materials, Chemical and Waste 		  	<p>P7</p> <p>P8</p> <p>P9</p>
--	---	--	--	-------------------------------



Sustainable Supply Chain

<ul style="list-style-type: none"> GRI 204: Procurement Practices GRI 308: Supplier Environmental Assessment GRI 414: Supplier Social Assessment 	<ul style="list-style-type: none"> Supplier Environmental Practices Supplier Social Practices 		  	<p>P1</p> <p>P4</p>
---	---	--	---	---------------------



Product Safety & Quality

<ul style="list-style-type: none"> Product Use Customer Health and Safety 	<ul style="list-style-type: none"> Product Use Customer Health and Safety 	<ul style="list-style-type: none"> Workforce Health & Safety 	<ul style="list-style-type: none"> 3 GOOD HEALTH AND WELL-BEING 9 INDUSTRY INNOVATION AND INFRASTRUCTURE 12 RESPONSIBLE CONSUMPTION AND PRODUCTION 	<ul style="list-style-type: none"> P6
---	---	---	---	--

Employment Practices

<ul style="list-style-type: none"> GRI 401: Employment 	<ul style="list-style-type: none"> Employee Health and Safety Working Conditions Career Management and Training 	<ul style="list-style-type: none"> Workforce Health & Safety RT-CH-320a.2 	<ul style="list-style-type: none"> 8 DECENT WORK AND ECONOMIC GROWTH 	<ul style="list-style-type: none"> P6
---	--	---	---	--

Chemical Safety

<ul style="list-style-type: none"> GRI 306: Effluents and Waste 	<ul style="list-style-type: none"> Materials, Chemicals and Waste 	<ul style="list-style-type: none"> Safety & Environmental Stewardship of Chemicals RT-CH-410b.1 RT-CH-410b.2 	<ul style="list-style-type: none"> 12 RESPONSIBLE CONSUMPTION AND PRODUCTION 	<ul style="list-style-type: none"> P7 P8
--	--	---	---	--

Biodiversity and Resource Use

<ul style="list-style-type: none"> GRI 304: Biodiversity 	<ul style="list-style-type: none"> Biodiversity 	<ul style="list-style-type: none"> Workforce Health & Safety 	<ul style="list-style-type: none"> 14 LIFE BELOW WATER 15 LIFE ON LAND 	<ul style="list-style-type: none"> P7
---	--	---	--	--

Customer Health and Safety

<ul style="list-style-type: none"> GRI 416: Customer Health and Safety 	<ul style="list-style-type: none"> Customer Health and Safety 	<ul style="list-style-type: none"> Workforce Health & Safety 	<ul style="list-style-type: none"> 3 GOOD HEALTH AND WELL-BEING 9 INDUSTRY INNOVATION AND INFRASTRUCTURE 12 RESPONSIBLE CONSUMPTION AND PRODUCTION 	<ul style="list-style-type: none"> P6
---	--	---	---	--

Human Capital Development

<ul style="list-style-type: none"> GRI 404: Training and Education 	<ul style="list-style-type: none"> Career Management and Training 	<ul style="list-style-type: none"> Workforce Health & Safety 	<ul style="list-style-type: none"> 4 QUALITY EDUCATION 8 DECENT WORK AND ECONOMIC GROWTH 	<ul style="list-style-type: none"> P6
---	--	---	--	--

(Please refer to the BRSR Section A, Question 26 for further details on the rationale and GFL's approach towards the material topic identified)

GRI EcoVadis SASB SDG UNGC

- P1** Principle 1: Businesses should support and respect the protection of internationally proclaimed human rights.
- P4** Principle 4: The elimination of all forms of forced or compulsory labour.
- P6** Principle 6: Businesses should uphold the elimination of discrimination in respect of employment and occupation.
- P7** Principle 7: Businesses should support a precautionary approach to environmental challenges.
- P8** Principle 8: Undertake initiatives to promote greater environmental responsibility.
- P9** Principle 9: Encourage the development and diffusion of environmentally friendly technologies.



Stakeholder Engagement

STRENGTHENING BONDS WITH ENDURING PARTNERSHIPS







GFL derives strength from the deep-rooted relationships we nurtured with our Stakeholders over the years. Our transparent communication, coupled with mutual trust, drives us to foster lasting associations with every stakeholder group, including customers, suppliers, employees, and communities. We stand out in the market for our reliability and commitment, a reputation inculcated through integrity and mutually beneficial collaboration. We engage vigorously and act swiftly to continuously surpass stakeholder expectation, cementing our position as a trusted ally in the industry. Our dedication to nurturing enduring bonds, anchored in mutual respect and shared success, strengthens all our stakeholder relationships.

Our engagement process is categorised through seven stages that ascertain a comprehensive communication mechanism with the concerned Stakeholders. These include:

- 1 Stage**
Plan and Design
- 2 Stage**
Listen and Engage with Stakeholders
- 3 Stage**
Internal Preparations and Assignments
- 4 Stage**
Build Trust through Strategic Review
- 5 Stage**
Consult, Synthesise and Strategise
- 6 Stage**
Build, Commit and Implement
- 7 Stage**
Monitor, Evaluate and Report






Shareholders/Investors

We prioritise upholding the trust of our shareholders and investors by diligently generating sustainable financial returns. Our commitment to responsible practices is essential for ensuring the upward movement of our growth trajectory in long term. We are firm in our conviction to create value for our shareholders and investors by implementing scalable business strategies.

Value Proposition Consistent returns on investments, focus on profitable growth, better disclosures, transparency and credibility of financials	How We Engage Annual General Meeting (AGM), press conferences, updates on our Company website, investor/analyst meetings and stock exchange announcements
Engagement Frequency Annual General Meeting and periodic investor/analyst meets	Focus Areas Focus on financial and non-financial performance, market value of shares, shareholder return, effective and robust corporate governance
SDGs Linked    	Material Topics Linked <ul style="list-style-type: none"> • Growth and continuity • Profitability and shareholder value
Impact on Capitals  	

Customers

We place critical importance on ensuring that we effectively understand the requirements of our customers and meet them efficiently. Unflinching focus on customer centricity is central to all our endeavours as they provide us with our main source of revenue. We aspire to be the brand of choice for all the customers with our relevant and future-forward solutions.

Value Proposition Deliver products of unparalleled quality, ensure timely resolution of customer complaints, constantly innovate new products to deliver best-in class customer experiences	How We Engage Website, periodic market research, customer meets, customer visits, conferences and trade fair
Engagement Frequency Throughout the year	Focus Areas Safety and data privacy, ethical business practices, eco-friendly products and solutions, superior quality products and services
SDGs Linked    	Material Topics Linked <ul style="list-style-type: none"> • Product development • Cost optimisation • Geographical presence • Customer satisfaction • Customer privacy
Impact on Capitals  	

Capitals





Suppliers

We nurture enduring relationships with our suppliers and ensure compliance with the Business Partner Code of Conduct policies. We believe that suppliers are critical in enabling the organisation source responsibly, thereby ensuring adherence to the highest standards.

Value Proposition Deploy a vendor voice portal for interactive feedback, guarantee no discrimination against any supplier, install top-edge virtual communication tools, including Polycom, Cisco Webex, Zoom and Microsoft Teams for seamless communication		How We Engage Supplier development initiatives, online/offline workshops, annual suppliers' meet (online/offline), supplier feedback surveys and onboarding process	
Engagement Frequency Annual supplier conventions, supplier audits, informal interactions throughout the year		Focus Areas Transparent, fair, and accountable supply chain practices, suppliers' financial health, reputation, and service quality, access to knowledge on supply chain sustainability dynamics, innovation & technology	
SDGs Linked 	Material Topics Linked <ul style="list-style-type: none"> Supplier assessments Business ethics and transparency 	Impact on Capitals 	



Employees

We value our employees immensely for their instrumental role in fulfilling customer requirements and driving our business's success. They are GFL's influential brand ambassadors and key enablers of our strategy and performance. We prioritise their overall development and well-being by fostering an inclusive and progressive work environment.

Value Proposition Adhere to robust talent management practices, extend necessary training and learning opportunities, provide competitive remuneration, reward and recognitions, maintain industry best practices for operational health and safety measures, and comply with labour and human rights		How We Engage Training and performance management, HR forums, focussed group discussions, employee engagement events, regular updates through email communication and employee satisfaction surveys	
Engagement Frequency Quarterly feedback sessions and townhall meetings, training and safety sessions throughout the year		Focus Areas Health, safety and environment, capability building, development and enhancement of skills, career growth opportunities, well-being and mental health, work-life balance and human rights	
SDGs Linked 	Material Topics Linked <ul style="list-style-type: none"> Occupational health and safety Employee diversity Fair and transparent people process Talent attraction and retention Human rights Talent development and training Employee well-being and engagement 	Impact on Capitals 	



Community

We remain dedicated to deliver value to local communities, recognising their role in fostering an enabling business environment and cultivating a pipeline of future customers and employees. By actively contributing to the upliftment and progress of surrounding communities, GFL aspires to thrive alongside them, ensuring mutual prosperity and collective growth.

Value Proposition Enable enduring improvement in the well-being of communities within operating regions, address core development gaps at a national scale through replicable models of development		How We Engage Interactions during the implementation of CSR projects, interviews with local community representatives, public hearing, CSR cell engagement with community, and community-centric newsletter	
Engagement Frequency Throughout the year		Focus Areas Generating livelihood opportunities, implementing new technologies and smart solutions, reducing environmental footprint	
SDGs Linked 	Material Topics Linked <ul style="list-style-type: none"> Emissions and climate change Water effluents and waste management Chemical spills Local community involvement and development 	Impact on Capitals 	



Regulatory, Government and Industry Bodies

We build and cultivate a transparent and trust-driven relationship with governments and regulators, which are essential for effective collaboration. This solid foundation not only secures our operational credibility but also promotes the achievement of shared commercial goals, thereby facilitating our active participation in policy development.

Value Proposition Engage with government at regular intervals to address industry concerns on existing and future policies and regulations, advancing the ease of doing business; foster sector-specific and industry-wide collaboration on major policy issues related to manufacturing, trade, finance, and sustainability, among others		How We Engage Meetings, presentations and networking in different forums, regular visits, annual and quarterly compliance reports, press conferences and media events, published articles and newsletters and online meetings and interviews	
Engagement Frequency Throughout the year		Focus Areas Timely compliance with laws and regulations, transparent and open operations, adherence to environmental laws, punctuality in payment of taxes, support to various schemes of central and state governments	
SDGs Linked 	Material Topics Linked <ul style="list-style-type: none"> Good governance practices Business ethics and transparency Regulatory compliance 	Impact on Capitals 	

Risk Management

EMERGING STRONGER WITH PRUDENT RISK MANAGEMENT

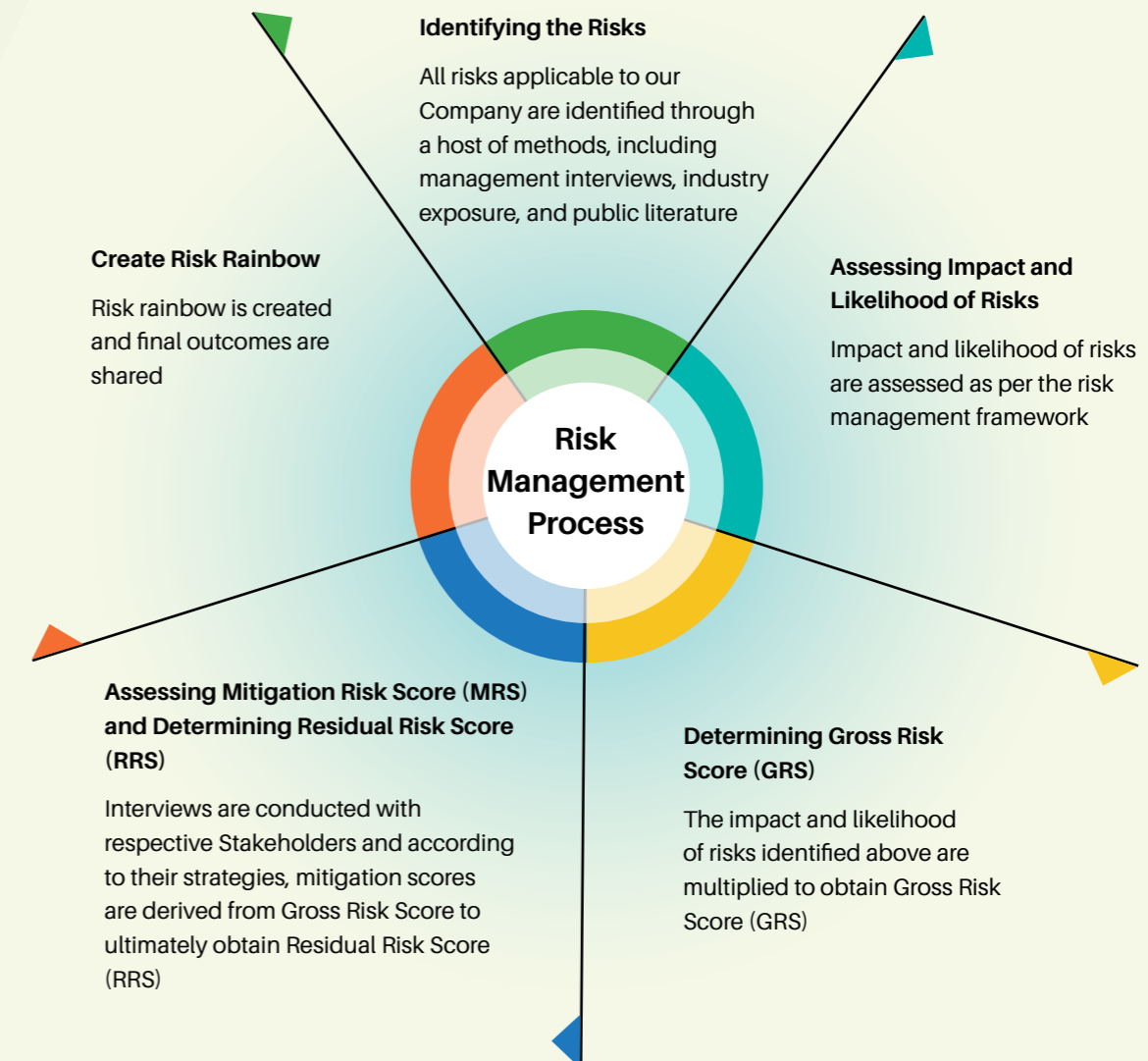
GFL is driven by purpose and committed to foster shared values. To achieve these objectives, we harness a proactive approach to risk management, which is crucial for driving our success amid varied business scenarios. Our risk management practices are intricately aligned with our corporate strategy, ensuring strong corporate governance and effective leadership. Moreover, by weaving these practices at every level in our organisational management, we seamlessly integrate them into our decision-making processes and daily operations. A robust risk management framework is our prime enabler, positioning our Company at the leading-edge of tapping fresh opportunities.



Our Enterprise Risk Management Framework

Our Enterprise Risk Management (ERM) Framework is the cornerstone of our strategy, guiding us to proactively identify, comprehend, and mitigate significant risks embedded in our business operations. Adopting a structured approach, we continuously refine our risk management model, by comprehensively covering stages, including risk identification, understanding, execution, monitoring, governance, assurance and reporting. This persistent focus allows us to adeptly navigate and address critical risks across the short, medium, and long term.

Furthermore, in sync with our commitment to continuous improvement, we strive to bolster our Risk Policy and align it with our business direction, annual priorities, purpose, and values. This synchronisation enhances our ability to manage risks effectively and safeguard the long-term success of our Company.



Risks	Type of Risk	Mitigation Plan
 Geopolitical risks of export revenues	Strategic	India stands to gain from the developments in the European and the US markets in the near to medium term, potentially boosting demand for Indian products. Moreover, PTFE products are used in a multitude of applications, with certain products being less susceptible to price fluctuations. Having significant potential to expand the use of PTFE, mirroring the spurt observed in China, India is well-placed to strengthen the domestic market and mitigate risks.
 Non-availability of key raw materials - water, fluorspar and surfactants, including GX-902, 905	Strategic	Our Company is strategically addressing its fluorspar requirements through backward integration. We have secured fluorspar from our mines in Morocco, with additional sourcing options explored in Vietnam, South Africa, and other markets. For water needs, a desalination plant is planned for our Dahej campus. We are seeking approval from GIDC with additional payment to accommodate higher consumption norms.
 Non-compliance with corporate governance policies and key listing terms	Strategic	We deploy the Regulatory Compliance Tool, Vision 360 to monitor time-specific and event-based compliances. System-generated emails are sent in dual directions: to the responsible individuals who ensure compliance and to the Heads of Departments who approve these compliances, according to the responsibility matrix. Additionally, a monthly report on non-compliances is generated and circulated to the Directors and Heads of Departments. A summary report detailing completed and pending compliances, generated from Vision 360, is also presented to the Board. Furthermore, the Stock Exchanges send system-generated emails and reminders at regular intervals to ensure compliance. A report on compliance under Listing Regulations, showing due dates and actual compliance dates, is placed before the Board.
 Potential for losses and business disruption due to lack of maintenance of the current plant assets	Operational	We put in place a comprehensive preventive repairs and maintenance plan, including scheduled condition monitoring and inspections for both rotary and static equipment. This proactive approach aims to minimise disruptions to our activities.

Risks	Type of Risk	Mitigation Plan
 Risk of losing top talent on account of performance management and carrier planning	Operational	We utilise a well-defined process for selecting recruitment agencies and harness our selection procedures that incorporate psychometric tools tailored to the job requirements. Additionally, we conduct reference checks as part of our recruitment policy. We undertake internal Anti-Bribery and Anti-Corruption risk assessments. Moreover, our multi-level interview and assessment process involves multiple reviewers, enhancing the likelihood of prudent recruitment decisions.
 Mortgage risk	Financial and Reporting	We hedged the majority of our variable interest rate, long-term loans and converted them to fixed interest rates. Additionally, our working capital loans are fixed at the time of drawdown and remain unchanged throughout the loan tenure.
 Information security risk	Information Technology	We continue to replace old laptops and desktops in a phased manner to enhance efficiency and mitigate cybersecurity issues. However, the replacement of old servers is yet to be done. Additionally, the enhancement of new NAS and SAN is also awaiting completion.
 Human rights and social accountability risk	Operational	We harness a well-defined employee engagement plan to foster continuous communication and active involvement. This includes regular CEO town hall meetings, stay interviews, skip-level meetings, and the formation of various committees to encourage employee participation and clear communication. Our Plant HR Relation Officer (PHRRO) system ensures daily contact between HR and shop floor employees. Moreover, to enhance engagement, we operate a structured spontaneous recognition programme called 'SpotOn' and support Quality Circle and Six Sigma teams. Additionally, we organise various team bonding events, including Family Day, International Women's Day, Safety Day, Earth Day, and Environment Day to promote participation and engagement across all levels. Our employee newsletter, Pulse, is published twice a year to keep all employees informed about Company affairs. Through these concerted efforts, we achieved the milestone of zero hours lost due to employee relations issues, maintaining an attrition rate below industry standards.



Financial Capital

FUELLING PERSISTENT PROSPERITY WITH FINANCIAL ACUMEN

GFL's financial strength stems from a synergy of sound operational performance and strategic financing initiatives. Our core focus is on optimising returns from our financial assets to fuel our growth ambitions in diverse international markets. By diligently generating value and distributing the same among our shareholders, we place highest emphasis on the long-term sustainability and prosperity of our business. Our firm commitment to financial excellence, in line with international standards, solidifies our standing as a premier global player in the industry.



Stakeholders Impacted

- Employees
- Suppliers
- Government & Regulatory Authorities
- Industry Associations
- Communities
- Investors

Material Topics Impacted

- Financial Performance

Capitals Impacted

- Manufactured Capital
- Intellectual Capital
- Human Capital
- Natural Capital
- Social & Relationship Capital

GRI Linkage

- 201

Risks Addressed

- Financial Risk
- Strategic Risk
- Operational Risk
- Compliance Risk

SDGs Impacted



Capital Expenditure of Battery Chemicals Segment

Up to FY 2023-24, we invested ₹ 800 Crores in battery chemicals. In FY 2024-25, we are planning an additional investment of ₹ 800 Crores, slated to be reflected separately. This strategic investment is projected to start yielding revenue in the second half of FY 2024-25, with further build-up expected in FY 2025-26. The subsequent investment of ₹ 800 Crores is anticipated to start having an impact on revenue in FY 2026-27, after a few quarters of gestation period.

Key Financial Indicators

Equity Share Capital (₹ in Crores)



Debt Fund (₹ in Crores)



Revenue from Operations (₹ in Crores)



EBITDA (₹ in Crores)



PAT (₹ in Crores)



Market Capitalisation (₹ in Crores)



Key Ratios (Standalone)

Current Ratio	(in times)	Debt-Equity Ratio	(in times)
FY 2023-24	1.37	FY 2023-24	0.34
FY 2022-23	1.52	FY 2022-23	0.26

Debt Service Coverage Ratio	(in times)	Return on Equity	(in %)
FY 2023-24	3.29	FY 2023-24	7.31
FY 2022-23	2.52	FY 2022-23	27.82

Inventory Turnover Ratio	(in times)	Trade Receivables Turnover Ratio	(in times)
FY 2023-24	3.39	FY 2023-24	2.91
FY 2022-23	5.84	FY 2022-23	4.81

Trade Payable Turnover Ratio	(in times)	Net Capital Turnover Ratio	(in times)
FY 2023-24	4.69	FY 2023-24	2.07
FY 2022-23	6.19	FY 2022-23	3.66

Net Profit Ratio	(in %)	Return on Capital Employed	(in %)
FY 2023-24	10.65	FY 2023-24	8.41
FY 2022-23	24.50	FY 2022-23	26.72

Cash Flow Analysis (Consolidated)

We reported a 15% year-on-year decline in cash flow from operations, but our cash and cash equivalents surged by 31% over the same period, highlighting our financial resilience.

Moreover, our cash utilised for investments saw a 103% year-on-year increase, underscoring our commitment to seizing emerging growth opportunities and strategically deploying resources for future success.

Prudent cash flow management is central to our financial strategy. Instead of relying solely on external financing, we effectively use our cash flow to drive key initiatives such as capacity expansion, new product development, and investments in research and innovation. This strategic use of internal cash resources ensures a solid financial foundation and enhances our ability to deliver sustainable growth and value to our stakeholders, regardless of external volatilities.

Cash and Cash Equivalents	(₹ in Crores)	Cash Flow from Operations	(₹ in Crores)
FY 2023-24	31	FY 2023-24	626
FY 2022-23	24	FY 2022-23	739

Cash Used for Investment	(₹ in Crores)	Net Cash (Used)/Generated for Financial Activities	(₹ in Crores)
FY 2023-24	966	FY 2023-24	348
FY 2022-23	476	FY 2022-23	(264)



Value Created and Distributed

We strive to maximise the efficiency of our assets and funds, with a focus on fostering steady growth and ensuring financial stability. This strategy remains pivotal in generating lasting and significant value for all our Stakeholders. Moreover, we are firmly dedicated to sustainable growth, driven by our prudent investments in key areas such as research and development, capacity expansion, and delivering satisfactory returns to our esteemed shareholders. By aligning our strategic investments with our long-term objectives, we reinforce our reputation as a reliable and forward-thinking entity in the market.

₹ **4,388** Crores
Direct Economic Value Generated

₹ **435** Crores
Economic Value Retained

₹ **3,953** Crores
Economic Value Distributed

₹ **3,288** Crores
Operating Cost

₹ **350** Crores
Employees Cost

₹ **133** Crores
Provider of Capital

₹ **160** Crores
Government

₹ **22** Crores
Community

Manufactured Capital

REAFFIRMING LEADERSHIP WITH MANUFACTURING EXCELLENCE

GFL stands as a trusted manufacturer celebrated for our top notch products in the fluorochemical space. Cutting-edge production facilities are our forte, propelling us to sustain our competitive pricing, while enabling us to constantly adapt to dynamic consumer demands. The adequacy and quality of our manufacturing capital significantly impact our productivity, competitiveness, and ability to innovate. Thus, it is essential for us to continually assess and prudently manage our manufacturing resources, ensuring we uphold our leadership position and pave the way for future breakthroughs.



Stakeholders Impacted

- Employees
- Customers
- Suppliers
- Government & Regulatory Authorities
- Communities

Material Topics Impacted

- Product Responsibility & Association
- Resource Efficiency

Capitals Impacted

- Financial Capital
- Intellectual Capital
- Human Capital
- Natural Capital
- Social & Relationship Capital

GRI Linkage

- 2-6, 301, 416, 417

Risks Addressed

- Macroeconomic and Market Risk
- Operational Risk
- Safety Risk
- Community Risk
- Supply Chain and Commodity Risk
- Regulatory Risk

SDGs Impacted



5

Manufacturing Plants (including
Subsidiary Companies)

₹ 5,652 Crores

Gross Block

₹ 1,300 Crores

Capex Plans

Our Manufacturing Capabilities

At GFL, we capitalise on our fully integrated value chain in fluorine chemistry, bringing extensive expertise across a broad spectrum of process chemistries, assisted by our commercial-scale manufacturing facilities. Our cutting-edge production facilities produce multipurpose products that are capable of handling all of the aforementioned reaction capabilities. At our Dahej sites, we have put in place meticulously designed plants that embody a robust, integrated value chain of products. Across our manufacturing facilities, we maintain highest standard of excellence, delivering products that meet the shifting needs our esteemed customers with consistency and sustainability.

Forward and Backward Integration

At GFL, we prioritise establishing backward integration capabilities for vital raw materials. This is done to support our ceaseless pursuit of industry-leading quality, prompt delivery and cost-effectiveness. By harnessing our Fluorspar, HF, Refrigerants, Monomer, and Polymers capabilities, we successfully implement a comprehensive backward and forward integrated system. This seamless process ensures that many of our products serve as raw materials for other units, fostering optimal synergy and integration across multiple production units.

Battery Chemical Integration

At GFL, we are proud to introduce an advanced portfolio of battery chemicals through our subsidiary GFCL EV, setting new benchmark in the energy sector. Our comprehensive range includes specialised electrolyte formulations, high-purity salts, and groundbreaking additives. These components are engineered to enhance efficiency, extend longevity, and improve safety across various battery applications, paving the way for more powerful and sustainable energy solutions.

Lithium hexafluorophosphate (LiPF₆) serves as the primary salt utilised in our electrolyte formulations for lithium-ion batteries (LIBs). Our LiPF₆-based electrolyte is compatible with a varied range of LIB chemistries, including LCO, LMO, NMC, NCA, LFP, and LMFP. They, in turn, support diverse applications, such as 3C digital devices, power tools, electric vehicles, and energy storage systems. We offer LiPF₆ salt with excellent solubility, high purity, and superior ion conductivity.

Furthermore, we highlight our sound backward integration capability, exemplified by our in-house production of raw materials at GFL. Harnessing this prowess, we introduced EV additives as a new business segment.

Technology and Innovation

At GFL, we harness advanced software and technology to enable our skilled engineers to monitor, control, and optimise key parameters, process conditions, and safety scenarios within our plant. By deploying several digital monitoring tools, we effectively analyse day-to-day activities. Additionally, regular reviews of product mapping, performance benchmarking, and SWOT analysis enable us to align our offerings with market demands, driving the necessary process optimisation to boost profitability.

Prioritising our push towards sustainability, we adeptly integrate environment-friendly alternatives into our polymerisation process, enhancing the eco-viability of our fluoropolymer products. Particularly, we take pride in developing Green NFPA (a greener surfactant) for selected grades of PTFE and PVDF. Throughout our operations, we focus on minimising effluent and waste generation, while ensuring environment-conscious treatments, demonstrating our environmental stewardship.

Setting Up India's First PVDF Solar Film Project

At GFL, we committed to leading innovation in PVDF solar film for the solar photovoltaic (PV) market. This film is pivotal in PV modules, protecting solar cells from degradation. Our PVDF film is minutely designed to offer outstanding transparency, durability, and resilience against chemicals and UV radiation. Presently, at the qualification phase, our PVDF solar film project is undergoing thorough testing to meet the performance standards set by PV module manufacturers.



Jolva, Gujarat, India

- Fluoropolymers, Specialty & New-Age Chemicals
- Under Phased Commissioning

Our Manufacturing Units



Ranjitnagar, Gujarat, India

- Refrigerants & Specialty Chemicals
- Commissioned in 1989
- Largest Refrigerant Capacity in India
- ISO 9001:2015, ISO 14001:2015, and ISO 45001:2018 Certified



Dahej, Gujarat, India

- Fluoropolymers, Specialty & Bulk Chemicals
- Unveiled in 2007
- Largest Fluoropolymer Plant in India
- Vertically Integrated Plant
- ISO 9001:2015, ISO 14001:2015, and ISO 45001:2018 Certified

Green Technology

At GFL, we exemplify the principle of 'value through green chemistry' in our Jolva site. In its first attempt, the new site achieved Responsible Care certification along with other GFL sites. Certified to IMS standards, including ISO 14001, the site is proactive in implementing a host of green and sustainable initiatives, such as the optimal usage of energy, robust backward integration, effective life cycle analysis monitoring, and green belt formation. Through proactive implementation of sustainable initiatives and efficient practices, we continue to uphold environmental stewardship and operational excellence.

Quality Culture

At GFL, we provide our employees with comprehensive education on the significance of quality. To facilitate this process, we utilise our Company's quality policy, coupled with awareness training initiatives on quality management systems, such as ISO 9001 and IATF 16949. Furthermore, we inculcate awareness and accountability by sharing customer complaints and internal rejection data with the relevant employees. Additionally, toolbox briefings and departmental meetings are effectively used to clearly communicate the impact of employees' operations on product quality. To further enhance our customer focus, we are increasing process audits and strengthening our quality-based approach, thereby cementing our reputation as an enterprise committed to uncompromising excellence in quality.

Did you know?

At our Jolva site, we are proud to implement the LIMS process as a part of the quality digitalisation journey, in addition to fulfilling NABL accreditation requirements.

Investments in Manufacturing Technologies

- 1 Launching new product for EV additive business
- 2 Expanding capacity of BFBTF to cater to the agrochemical market
- 3 Implementing cost-saving initiatives
- 4 Enhancing recovery and recyclability of treated water
- 5 Executing additional cost-saving initiatives
- 6 Incurring investment for sustainable ML wash water treatment

Intellectual Capital

PAVING THE WAY WITH LEADING-EDGE SOLUTIONS

GFL draws strength from our leading-edge intellectual capital, propelling sustained growth and pioneering leadership in green chemistry. With a mastery of digital innovations and advanced technologies, we manufacture a spectrum of sustainable solutions that resonate globally. We stand out for our ability to satisfy shifting market demands with our bespoke solutions, setting new benchmark in knowledge development. We streamline all our endeavours to craft a path that leads to a sustainable green future, delivering outstanding results and shaping the trajectory of our industry.



Stakeholders Impacted

- Employees
- Customers
- Suppliers
- Government & Regulatory Authorities

Material Topics Impacted

- Product Responsibility & Association

Capitals Impacted

- Financial Capital
- Manufactured Capital
- Human Capital
- Natural Capital
- Social & Relationship Capital

GRI Linkage

- 416, 418

Risks Addressed

- Information Technology/
Cybersecurity Risk

SDGs Impacted



Our Intellectual Properties

At GFL, we successfully leverage our long-standing partnerships with renowned national and international legal firms and intellectual property rights (IPR) experts to create a sound framework to protect our invaluable intellectual property. During the year under review, we proudly filed eight new patents in the fields of fluoropolymers, electric vehicles (EV) and fluorospecialty chemicals. The establishment of our in-house IPR Department derives a two-fold benefit: Strengthening our external defences and enhancing our internal capabilities. By adeptly handling strategic expertise, we foster a culture of patent filing, comprehensive patent searching, and diligent prosecution.

8
Patents Filed



Research and Development

At GFL, we enhance our R&D facility by actively engaging in technical discussions and training sessions, while upgrading our testing facilities and equipment. We closely partner with various research institutes and laboratories

across the globe. Additionally, we consistently invest in building capabilities and develop new products to meet customer requirements for specialised applications.

Our R&D division at Ranjitnagar is laying the path for developing Green Energy Projects – focussing on high purity electrolytes, electrolyte additives, and electrode components – crucial for Electric Vehicle (EV) batteries.

In FY 2023-24, the R&D department developed five new EV projects, furthering our commitment to craft sustainable energy solutions. Moreover, our R&D unit emerged successful in developing processes for intermediates, essential to the new product developments of multinational corporations, aiding their advancements in the agrochemical pipeline sector.

Developing a Sustainable Project Design

We continue to significantly increase our investment in environment-friendly solutions to proactively adapt to stringent environmental regulations and growing customer demand for sustainable products, technologies, and processes. Our efforts include updating legacy products with modern techniques and processes, in sync with our commitment to sustainability and cost optimisation. Before launching any R&D project, we perform comprehensive analysis, taking a holistic view, encompassing Product Hazard Assessment, Regulatory Risk Assessment, and Environmental Footprint Analysis. This stringent evaluation is aimed at ensuring that our projects meet the highest safety standards, and regulatory compliance, while generating minimal environmental impact.

Product Life Cycle Management

We diligently monitor the growth and performance of each product throughout its life cycle, from development to decline. To further streamline the process, we categorise our product development cycles into two types, depending on the complexity of the products. It incorporates short-term projects, which last less than six months, and long-term projects, which span one to three years. Our Advanced Product Quality Planning (APQP) methodology is essential for optimising the development cycle time, while our comprehensive risk management tracking sheet ensures seamless oversight of the product life cycle.

Digital Transformation Journey

We are on a path of scripting our digital transformation journey with an ambitious implementation plan to accelerate growth across our major business segments. Our initiatives in this direction include the advanced implementation of ERP SAP S/4 HANA, analytics through a data lake, GRC, a CRM (Salesforce) across all businesses, process automation, and master data governance. At GFL, digital transformation does not mean mere technology adaptation; rather it embodies a pivotal organisational shift that impacts our people, processes, and culture.

Our digital transformation project is aimed at achieving the following goals:

Improve Business Insight

- Establish a single source of truth
- Enable real-time data visibility
- Enhance decision-making capabilities

Compliance

- Abide by statutory requirements
- Ensure compliance with regulatory standards
- Implement built-in checks and controls

Reduce Costs

- Eliminate the need to transfer data between systems and entities (between GFL India and GFL subsidiaries)
- Automate manual processes to control and down size operational costs
- Replace manual, email, and paper-based approvals with SAP workflow integration
- Minimise human errors and manual interventions
- Capture all necessary costs on inventory with system-generated costing

Scalability

- Adapt to the growing and evolving needs of the business
- Maintain agility in satisfying new business requirements
- Implement common processes across business verticals
- Standardise processes

Higher Customer Satisfaction

- Maintain clear and enhanced business communication
- Provide better insights by ensuring enhanced flow of automated information

SAP Upgradation

At GFL, we prioritise business-driven outcomes over mere technology adoption. During FY 2023-24, we transitioned to Intelligent ERP with SAP S/4HANA on the cloud to further augment our efficiency and decision-making. This integrated solution supports core operating processes, accessible from anywhere, aligning with our business strategy and growth objectives. The benefits of this pointed approach include improved material master and inventory valuation, real-time data integration, system-driven budgeting controls, enhanced warehouse productivity, streamlined production planning, detailed profitability reporting, and robust master data management. Additionally, mobile applications via FIORI apps are designed to boost productivity, ensure streamlined processes and increase efficiency across the organisation.

SCADA

At GFL, we believe that to keep up with evolving business trends, it is essential to leverage advanced technologies and continuously upgrade our processes. It is with this conviction that we deploy SCADA to ensure consistent product quality and facilitate seamless technological operations at our facilities. Additionally, we use Data Historian system to analyse production data and improve plant performance. Furthermore, we harness ESPEN, a newly introduced virtual plant process analysis system, integrated with SCADA, to offer objective insights into various processes for evaluating new plant capacity and adjustments. Going forward, our next step is to integrate all these systems, including LIMS, with our ERP. This integration is aimed at enhancing production planning, quality control, quality assurance, inventory management, financial accounting, and control systems. Thus, ensuring a more cohesive and efficient operational framework.



Quality Assurance and Control

We uphold globally benchmarked quality standards to ensure both customer satisfaction and long-term business sustainability. Our quality labs feature advanced Dima-based molecule analysis technology, integrated with MATLAB, to facilitate the comprehensive analysis of HPLC, GC, FT, and IR-based solutions. Additionally, we utilise advanced Agilent technology linked to our Dima and SAP databases. Moreover, we continuously upgrade our hardware and software to maintain superior product quality, supported by ISO 9001, ISO 14001, ISO 45001, and IATF 16949 certifications. Our NABL-accredited Finished Goods Testing Laboratories further ensure compliance with stringent requirements, while comprehensive and peer-reviewed product literature provides transparent and reliable insights to our customers.

Quality Initiatives and Highlights

Equipping all the labs with leading-edge test equipment, ensuring accurate analysis

Storing all quality data in SAP and sharing with users via an intranet SharePoint server

Receiving accreditation from NABL for our Finished Goods Testing Laboratories, ensuring compliance with ISO 17025:2017

Producing a majority of raw materials onsite and monitoring them through Internal QC as per the quality plan

Controlling all manufacturing processes through DCS/SCADA systems

Setting annual KPIs for every department and achieving the same through management programmes

Adhering to globally benchmarked quality parameters, guaranteeing customer satisfaction and long-term business sustainability

Quality Certifications and Accreditations

- ISO 9001
- IATF 16949 Automotive Standards
- NABL-Accredited Labs

Data Privacy

We implement a comprehensive set of initiatives to ensure data privacy, emphasising proactive measures to safeguard personal information. We follow a proactive approach of conducting Data Privacy Impact Assessments (DPIAs) for new projects and products. This strategy enables us to evaluate privacy risks and implement mitigation strategies before the commencement of the project/launch of product. Moreover, our clear and concise privacy policies and notices inform users about data collection, processing purposes, retention periods, and individual rights, imbuing transparency and accountability.

To uphold data privacy standards and protect sensitive data from unauthorised access or interception, we efficiently employ user-friendly consent mechanisms, stringent access controls, and sound encryption measures. Moreover, we deploy anonymisation and pseudonymisation techniques to minimise privacy risks, while facilitating analytics and research. We also support data subject rights and conduct due diligence assessments of vendors and third parties to ensure compliance with data privacy standards.

Cybersecurity

We draw our strength from our sound cybersecurity framework, comprising a host of proactive measures, including regular risk assessments, stringent vulnerability management, and the deployment of firewalls and intrusion detection systems. These initiatives aim to identify and mitigate potential weaknesses in systems and networks, while diligently monitoring and regulating network traffic to thwart unauthorised access attempts and malicious activities. Additionally, we deploy endpoint protection measures, facilitate security awareness training for employees, and use robust authentication mechanisms to solidify our defence against cyber threats.

Furthermore, we emphasise on incident response planning, continuous monitoring, and third-party risk management to augment our overall cybersecurity resilience. Through our strategic measures, we bolster our defence, mitigate the likelihood of successful cyber-attacks, and protect critical assets and operations against evolving threats.



Human Capital

FLOURISHING TOGETHER IN AN EVOLVING WORLD

GFL thrives in the success of our human resources, the true drivers of our growth trajectory. Renowned for our employee-centric ethos, we seek to foster an ecosystem that respects diversity and inclusion. Celebrating the success of our employees, and recognising the unique talents each of our employees brings position us as an employer of choice. Setting us apart is our dedication to cultivate a workforce that mirrors the demographics of our markets. By offering transformative learning experiences and boundless career opportunities, we are committed to continuously upskilling and reskilling our team, empowering them to flourish in a world of constant change.



Stakeholders Impacted

- Employees & Workers
- Government & Regulatory Authorities

Material Topics Impacted

- Occupational Health and Safety
- Employment Practices
- Customer Health and Safety
- Human Capital Development
- Human Rights

Capitals Impacted

- Financial Capital
- Social & Relationship Capital
- Intellectual Capital
- Natural Capital
- Manufactured Capital

GRI Linkage

401, 402, 403, 404, 405, 406, 407, 408, 409, 410

Risks Addressed

- Operational Risk
- Compliance Risk
- Financial Risk
- Strategic Risk

SDGs Impacted



At GFL, social responsibility is integral to our operations, reflecting our commitment to ethical practices, social accountability, and sustainable growth. Our approach is guided by the highest standards, ensuring we operate with respect for human rights and social equity across all facets of our business.

SA8000 Certification

We proudly maintain SA8000 certification for our Dahej A and Ranjitnagar manufacturing sites. The SA8000 Standard represents our dedication to fair and decent working conditions. This certification framework ensures adherence to the highest social standards, reinforcing our commitment to



social accountability across our supply chain, including vendors, contractors, and business partners.

Our Social Performance Team (SPT) oversees the implementation and maintenance of SA8000 requirements. The SPT conducts thorough risk assessments and meets regularly to ensure the effectiveness of our social accountability systems. Monthly audits at respective locations and quarterly cross-location audits by the SPT Committee ensure continuous compliance and improvement. In FY 2023-24, 15 employees were trained as SA8000 internal auditors, further enhancing our commitment to social responsibility.

ISO 26000 Adoption

We have adopted ISO 26000 standards to guide our social responsibility practices. This standard helps us design and implement systems and procedures that reflect our commitment to operating in a socially responsible manner. By aligning with ISO 26000, we demonstrate respect for society and the environment, which we believe is crucial for our long-term sustainable growth.



Principles of Human Resources Management at GFL

Our people are not just our greatest assets; they are key differentiators and play a vital role in ensuring long-term business growth. The HR department is essential to the Company's ability to manage and address ethical concerns beyond financial performance. It also realigns the organisation's future direction and new operational paradigms.



To fulfil the mission, vision, and objectives of the organisation, the Human Resources department adheres to the following ten principles of Human Resources Management:

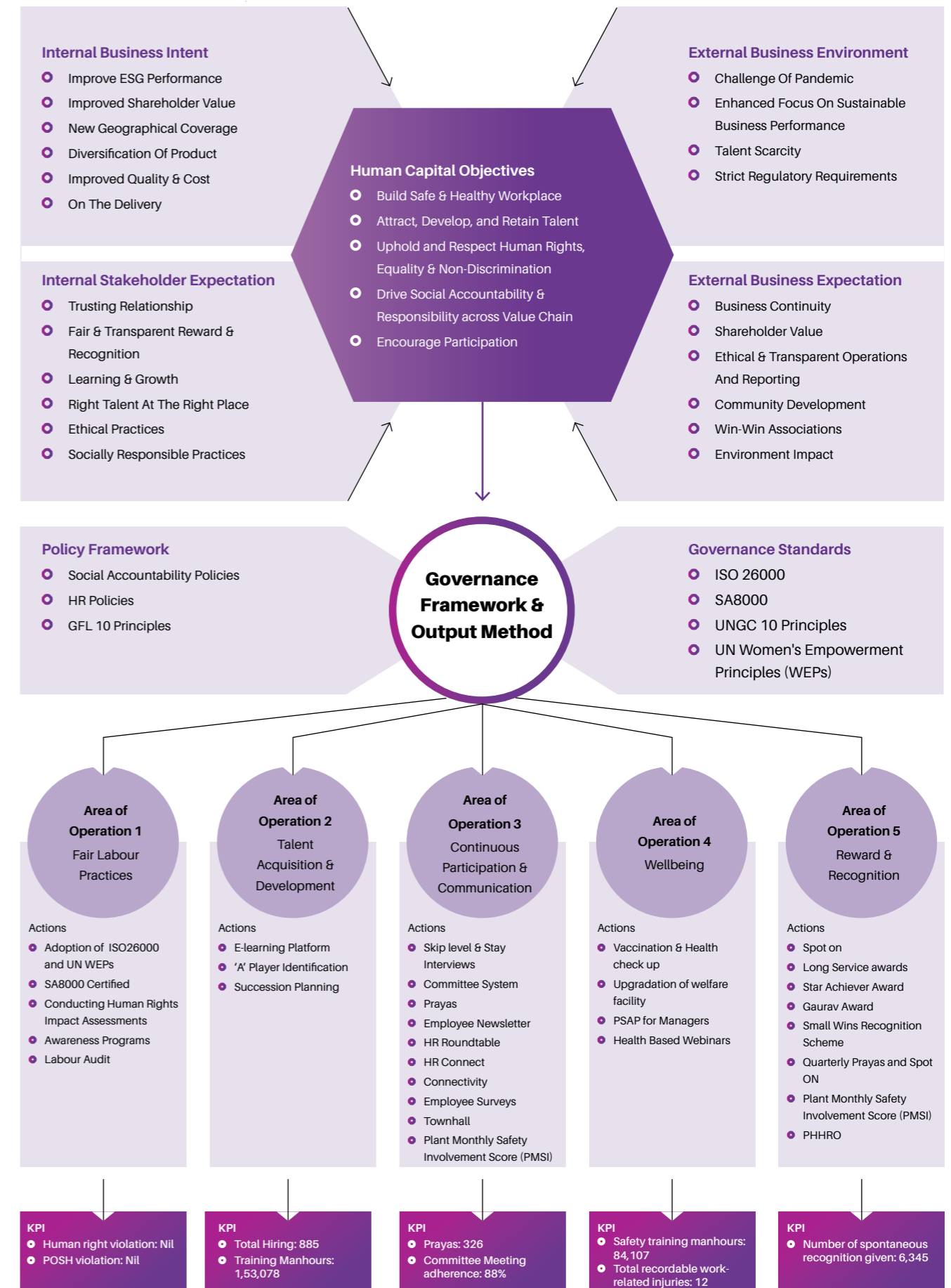
10 Principles of Human Resources Management at GFL

- 1** Build a safe, healthy, and secure workplace with the involvement of all employees.
- 2** Implement a robust, fair, transparent, and non-discriminatory process to attract, develop and retain the talent needed for business delivery and growth.
- 3** Uphold and respect human dignity, equality, and human rights in the workplace.
- 4** Provide continuous learning opportunities for the growth and development of all employees.
- 5** Ensure continuous two-way communication and participation of all employees and respect their views and opinion and involve them in decision-making.
- 6** Establish meritocracy without any bias or discrimination in connection with performance evaluation, career progression, rewards, and recognition.
- 7** Pay for performance-based on internal and external parity.
- 8** Encourage creativity and innovation to fuel growth.
- 9** Create an engaged work environment of teamwork and camaraderie with a bias for responsible execution and excellence.
- 10** Drive social accountability and responsibility and ensure ethical governance for responsible execution and excellence.

To implement the principles the human resources function shall:

- 1** Design and establish robust operational policies, processes, and procedures in all aspects of human resources management.
- 2** Continually improve the same to bring in the right practices to enable growth. Educate all employees on the same for their understanding and appreciation.
- 3** Follow the rule of the land and all international standards as applicable to labour and social accountability.

Our Human Capital Governance Framework & Strategic Objectives



Talent Management



At GFL, we believe that the performance of the Company as a whole hinges on the capabilities and dedication of our employees. The Human Resource function has been instrumental in ensuring that our 'Talent Acquisition and Retention Strategy' is robust, sustainable, and aligned with our long-term vision for growth. By fostering a progressive workplace and bringing together the right individuals who are driven, ethical, and committed to excellence, we build a resilient team ready to face any challenge.

Key Elements of Our Talent Management Strategy



Merit-Based Hiring

Our approach to hiring is grounded in fairness and excellence. We only hire individuals based on their merit, skill, and suitability for the positions they apply for. To ensure we select the best candidates, our rigorous selection process includes technical assessments and psychometric profiling tailored to the specific role. Additionally, we conduct comprehensive antecedence checks to verify the backgrounds of potential hires, ensuring they align with our standards of integrity and professionalism.



Strategic Academic Partnerships

To secure a steady influx of dynamic and highly skilled professionals, we collaborate with top-tier business schools and prestigious universities across India. These strategic partnerships enable us to attract graduates who are not only academically accomplished but also share the Company's vision and values. By integrating these talented individuals into our workforce, we reinforce our commitment to ethical and high-quality performance.



Ongoing Development and Retention

Beyond hiring, we are deeply committed to the ongoing development and retention of our employees. Our HR strategies are designed to create a supportive environment where continuous learning and growth are encouraged. We understand that our employees are our greatest asset, and we strive to provide them with opportunities to develop their skills and advance their careers within the Company.

By maintaining a focus on talent acquisition and retention, we ensure that GFL is well-positioned for future expansion. Our dedicated team, supported by our strategic HR initiatives, is the driving force behind the Company's success. Together, we are building a future where every employee can thrive and contribute to the enduring success of GFL.

Celebrating Diversity and Inclusivity

We embrace diversity in every facet of employment, from recruitment and onboarding to training, development, and promotion. We persist with our dedication to create a respectful and dignified workplace for all employees.

Our commitment to upholding the principles of equal employment opportunities and non-discrimination is unwavering. Our HR policies are meticulously crafted to ensure that every employee, regardless of race, color, gender, age, language, property, nationality or national origin, religion, ethnic or social origin, caste, economic grounds, disability, pregnancy, affiliation with indigenous people, trade union affiliation, political affiliation, or any other opinion, is given an equal chance to succeed. We also recognise emerging prohibited grounds such as marital or family status, personal relationships, and health status, including HIV/AIDS.

We support our local communities by prioritising the hiring of individuals from the regions surrounding our manufacturing units, demonstrating our commitment to community development. By nurturing a values-



based culture, we ensure that our workforce grows alongside the Company, creating a harmonious environment where everyone can flourish.

Gender Equality and Sustainable Development



Gender equality is fundamentally linked to sustainable development and is crucial for the realisation of universal human rights. In our commitment to this principle, we conduct comprehensive gender impact assessments. These focussed evaluations help identify the potential effects of laws, policies, or programmes on gender equality. Moreover, our proactive approach ensures that our decisions support and enhance equality between women and men.

As a signatory of the UN Women's Empowerment Principles (WEPS), launched in 2010 by UN Women and the UN Global Compact, we are dedicated to integrating gender equality into our business practices. These principles, informed by international labour and human rights standards, guide us in promoting gender equality in the workplace, marketplace, and community.

On International Women's Day, we were honoured to have Dr. Kiran Bedi as our Guest Speaker, inspiring our women employees with her words and presence.

Our commitment to gender equality is evident in our initiatives, such as providing WEPS training to our Women Empowerment and Diversity Committee (WEDC) Members through UNGCNI. To support this, we have conducted gender gap assessments and released progress reports to track our efforts, ensuring continuous improvement in promoting gender equality and women's empowerment within our organisation. These actions underscore our proactive approach to fostering an inclusive and supportive work environment where every woman has the opportunity to thrive and contribute meaningfully.

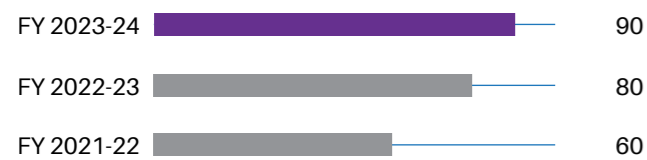
Empowering Women

At GFL, women's empowerment and gender equality are central to our organisational ethos. We strive to increase women's representation in leadership roles and ensure their robust engagement across all operational domains. As proud signatories of the UN Women and UNGC Women's Empowerment Principles, we remain dedicated to nurture an environment where these principles thrive and drive positive change.

Furthermore, we remain committed to propel the growth of our female workforce by providing equal opportunities for training and skill development. Our culture of continuous learning equips women with the tools required to accelerate their careers confidently. Additionally, we promote work-life balance through flexible work arrangements and comprehensive well-being initiatives. Our vision is to create an empowering environment where every woman feels valued, secured, and motivated to harness her full potential and achieve greater success, thereby contributing to a stronger and dynamic GFL.

The growth of our women workforce over the past few years highlights our commitment to gender equality:

Number of Women Employees



This steady increase symbolises the effectiveness of our initiatives and ongoing efforts to create a more inclusive and diverse workplace.



Promoting Learning and Development

At GFL, we recognise that continuous learning and development are crucial to staying ahead in a dynamic business environment and to boosting employee morale. We have established a comprehensive Training and Development process that encompasses regular training programmes and modules categorised into three key areas: Technical, Behavioural, and Functional. This structured approach ensures that our employees are well-equipped with the skills and knowledge needed to excel in their roles and contribute meaningfully to the Company's success.



Customised Growth Plans

Every employee at GFL engages in meaningful conversations with their managers to design a personalised growth plan during the performance review cycle. These discussions are integral to identifying individual training needs, setting clear development goals, and creating an annual training calendar tailored to each employee. This customised approach ensures that our training programmes are aligned with the specific career aspirations and professional development needs of our workforce.

Additionally, we offer customised training programmes that are designed to achieve specific outcomes, addressing the unique challenges and opportunities faced by our employees. This proactive approach ensures that our development efforts are not just reactive to current needs but are also forward-looking, preparing our workforce for future demands.

Training Effectiveness Measurement

We believe that effective training is essential for building employee capabilities and driving sustainable organisational growth. With this conviction, we have integrated Training Effectiveness Measurement into our Learning Management System (LMS). This initiative helps us manage training data more efficiently, design more effective training programmes, link training to knowledge transfer, and provide valuable inputs during audits. By measuring the effectiveness of our training programmes, we ensure that our development efforts are impactful and aligned with our strategic goals.

Access to Knowledge

To support continuous learning, our employees have convenient access to a vast array of information and resources through our online learning and information platform, Odventure. This platform provides a wealth of knowledge on various topics, enabling our employees to enhance their skills and stay updated with the latest industry trends and best practices. Odventure is a key resource that empowers our staff to take charge of their professional development and pursue learning opportunities at their own pace.

Training Manhours Data for FY 2023-24

Our commitment to training is reflected in the significant increase in training hours over the past three years. The following data highlights our dedication to continuous learning and development:

Category	FY 2023-24	FY 2022-23	FY 2021-22
Behavioural	24,832	14,011	11,850
Technical	16,441	6,686	7,607
Occupational Health & Safety	84,107	20,570	6,182
Management System Topics	13,716	11,938	16,602
Social Accountability	2,752	1,236	3,584
Prevention of Sexual Harassment (POSH)	1,320	2,504	1,921
Fair Business Practices	4,056	7,146	5,748
Cybersecurity	1,356	2,452	1,950
Human Rights	1,448	2,554	2,118
Gender Sensitivity	1,294	2,404	1,776
Environment Management	1,756	60	0
Total	1,53,078	71,561	59,338

This data underscores our proactive approach to employee development, ensuring that our workforce is equipped with the necessary skills and knowledge to thrive in a rapidly changing environment.

Enhanced Learning Initiatives

To further enhance the skills and knowledge of our employees, we offer various innovative learning platforms:



Online Library Platform - Bookworm

This platform provides a comprehensive range of books covering topics such as health & safety, green chemistry, and other relevant subjects. Bookworm serves as a valuable resource for employees seeking to deepen their understanding and expertise in these areas.



Movie-Based Learning Platform - Bioscope

An engaging visual content platform, Bioscope allows employees to learn and gain insights through movies. This innovative approach to learning makes complex concepts more accessible and memorable.



Online Learning Videos - Learn Flix

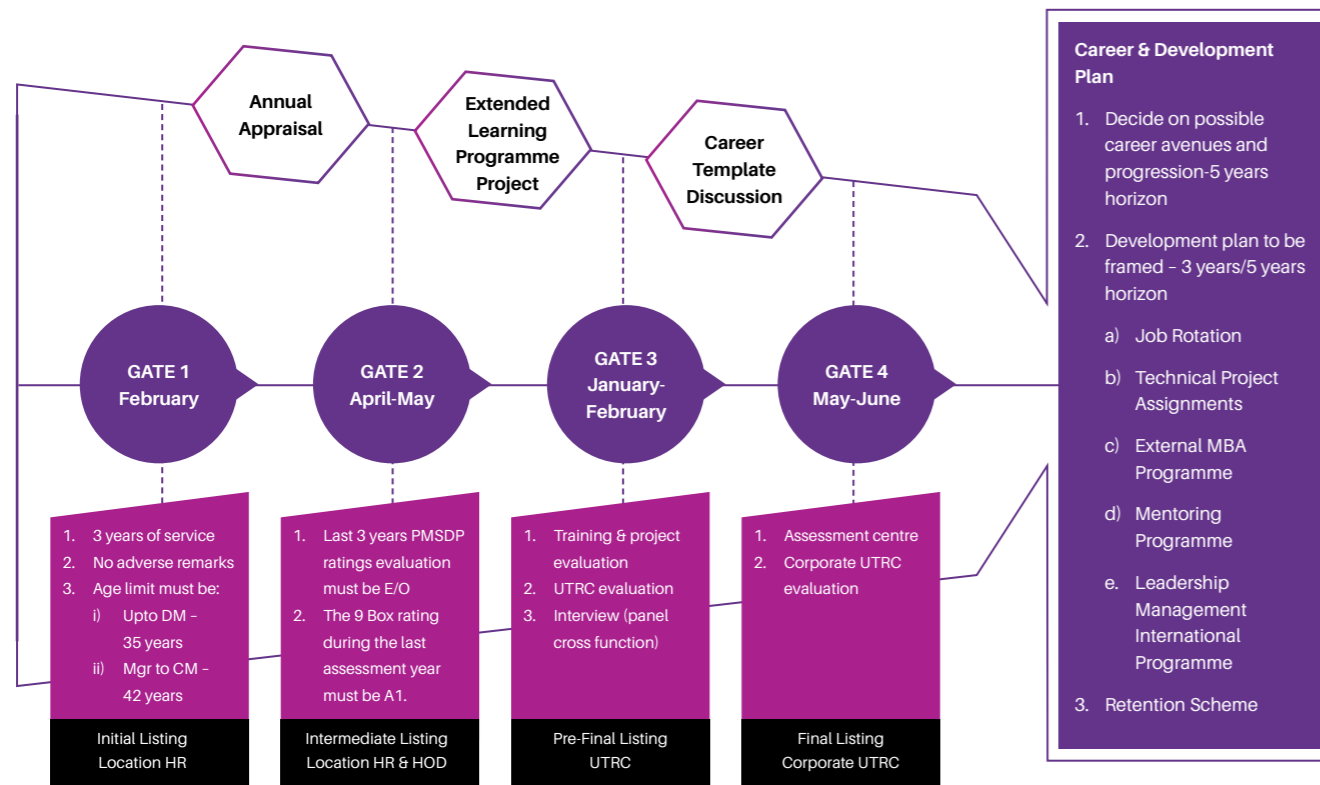
Learn Flix is an online learning streaming platform that offers a wide range of videos on topics such as Leadership, Team Building, Communication, and Soft Skills. This platform provides employees with access to high-quality learning content that they can explore at their convenience.

High-Potential (HiPo) Programme

Our talent development strategy is built on the Performance-Potential model. Annually, our team members are assessed based on the HiPo Identification and Development Framework. This comprehensive process includes evaluations of performance (achievement against targets) and leadership skills (based on our competency framework). Assessments are conducted using our performance potential matrix, project evaluations, unit talent review committee evaluations,

assessment and development centres, and final evaluations by the Corporate Talent Review Committee.

Through this structured process, we identify high-potential employees who are then taken through extended learning programmes tailored to their Individual Development Plans. This focussed approach ensures that our high-potential employees receive the support and opportunities they need to grow into future leaders.



GROW, was developed to assist individuals in growing both personally and professionally. It serves as a guide for what effectiveness looks like as we continue our journey towards individual greatness and responsible leadership.

We began this transformative journey in 2022 with the commencement of the programme in Vadodara. GFL GROW is a five-step certification programme for senior-level employees who practice the seven habits. The GROW Programme is structured into several stages, each with specific activities designed to enhance the skills and capabilities of our employees. Participants progress through the following stages:



Get Results! Programme

In 2022, we launched our second flagship program, Get Results!, based on the book "The Four Disciplines of Execution." This programme is designed to help leaders maintain focus on strategic goals, build personal accountability, and establish a rhythm of execution across the organisation.

The Get Results! programme is divided into three phases:



By following this structured approach, we aim to unlock rapid goal achievement and drive transformational breakthroughs across the Company.

Target Setting	Identifying Wildly Important Goals (WIGs) and Broadly Important Goals (BIGs).
Review Mechanism	Conducting weekly action reviews and monthly target reviews.
Dashboard Mechanism	Focussing on lead measures and maintaining a scoreboard.

Employee Sponsorship and Education Programmes

GFL is committed to fostering career progression and professional development for our employees. To support this commitment, we sponsor high-performing, highly skilled technicians for higher education programmes. These initiatives empower individuals to enhance their skills and knowledge, opening doors to new opportunities and career advancement.

Our sponsorship programs include:

- Executive Development Programmes**
High potentials are sponsored for executive programmes through prestigious institutions like the Indian Institutes of Management (IIMs).
- Higher Education Scheme**
Consistently high-performing technicians are supported in pursuing higher education to advance their careers.

Merit-Based Career Progression

Merit-based career advancement is a cornerstone of our talent development approach at GFL. We ensure fair and transparent opportunities for all employees based on their performance and potential. Our structured talent development process spans both unit and corporate levels, offering targeted training, mentorship, and clear career paths.

Regular Talent Review Committees assess employee performance transparently, guiding promotions and development plans to maximise each employee's potential. This commitment to meritocracy ensures that our employees are recognised and rewarded for their contributions, fostering a motivated and high-performing workforce.

At GFL, we are dedicated to creating a dynamic and inclusive environment where every employee can thrive, contribute, and achieve their full potential. Our continuous investment in learning and development is a testament to our commitment to building a skilled, capable, and motivated workforce.



Ensuring Occupational Health and Safety

At GFL, we are committed to upholding highest standards in health, safety, and sustainability in every domain of our operations. Prioritising the well-being of our stakeholder groups, including employees, customers, and communities, we continue to invest heavily in safety initiatives and sustainable practices. Going beyond the compliance, we focus on fostering a culture of unparalleled safety mechanisms across all organisational levels. In sync with this commitment, we delivered 84,107 hours of safety training to our workforce during the year under review. Furthermore, we embed sustainability into our decision-making process, constantly focussing on initiatives that minimise our environmental footprint and support endeavours that benefit the planet.

Occupational Health and Safety Framework

GFL boasts a robust occupational health and safety framework, supported by a structured governance mechanism. We emphasise on accountability, transparency, and collaboration. We deploy dedicated Health and Safety Committees at every level to oversee compliance and continuous improvement initiatives. By conducting regular audits, implementing comprehensive training programmes, and performing diligent risk assessments, we continually enhance our practices to ensure a safe working environment for all Stakeholders.

Occupational Health and Safety Training

GFL prioritises occupational health and safety training to ensure the well-being of employees and Stakeholders. Our trainings last year covered a vast range of topics, including emergency response protocols, hazard communication, and personal protective equipment usage. Additionally, 66% of our employees successfully completed specialised safety certifications to boost their skills and knowledge. Moreover, our Safety Committee, comprising GFL employees and contract partners, plays an instrumental part in overseeing safety initiatives and cultivating a safe working environment.

84,107 Hours

Comprehensive Health And Safety Training Programmes

Safety Committee

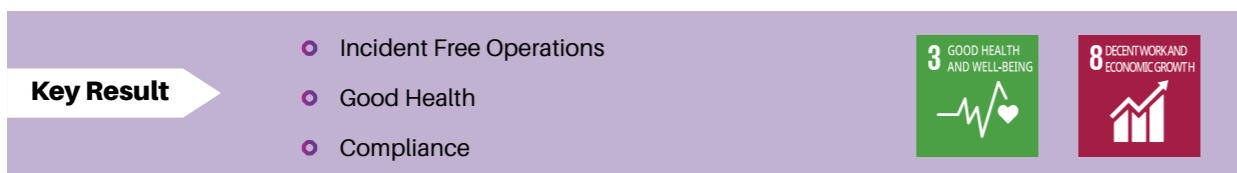
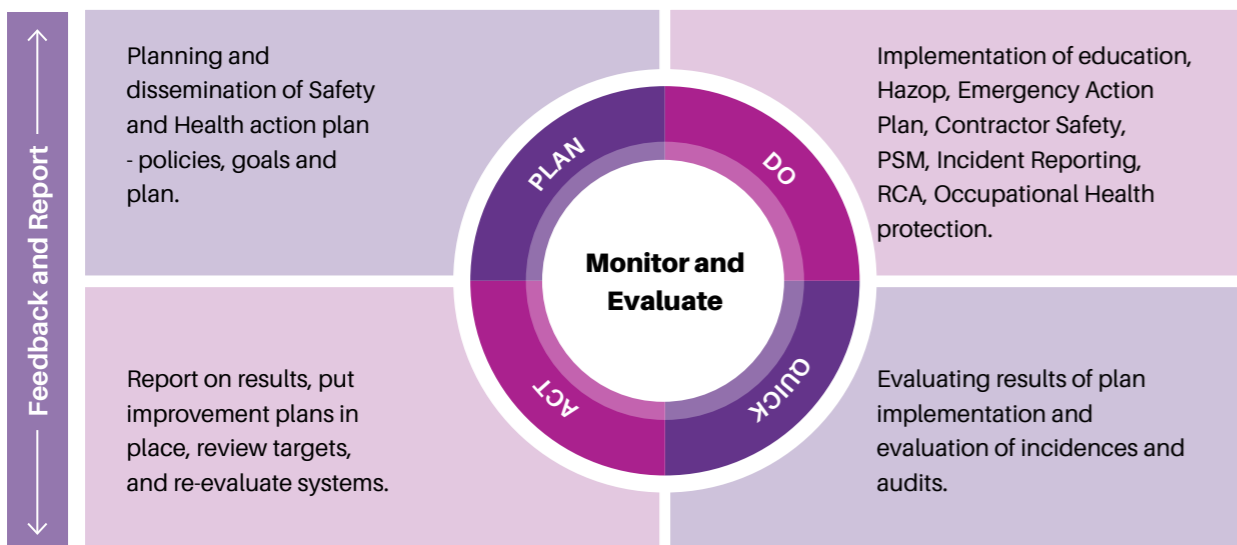
We attach immense importance to our Safety Committee, that is pivotal in protecting the health and safety of our workforce. The committee promotes a collaborative approach to workplace safety through its inclusive structure, with representatives from various departments and contract partners bringing diverse expertise and perspectives to the table.

Composition and Structure of the Committee

Plant-Level Safety Committees: Each plant deploys a dedicated Safety Committee, composed of representatives from operations, maintenance, and support functions, including contract partners, to promote equal representation

GFL Corporate Health and Safety Committee (GCHSC): At the corporate level, the GCHSC, comprising senior leadership members, provides oversight for all safety initiatives and policies. Chaired by the Deputy Managing Director (Dy MD) and CEO, the GCHSC meets monthly.

Top Management Commitment



Key Functions of the Committee

- 1 Monthly Safety Reviews:** Unit Heads conduct monthly safety performance reviews during Unit APEX Committee meetings, while the GCHSC reviews overall safety performance and compliance
- 2 Policy and Procedure Development:** The Safety Committee frames and updates safety policies, emergency response plans, hazard communication protocols, and PPE guidelines
- 3 Risk Assessment and Hazard Identification:** Regular risk assessments and hazard identification exercises are conducted using advanced methodologies, including the Risk Assessment Matrix (RAM)
- 4 Training and Education:** Comprehensive training programmes are designed to cover emergency response, hazard communication, and PPE usage. Our 'Train the Trainer' programme is a prime example of cohesive engagement, resulting in the retention of 108 trainers across various safety standards
- 5 Incident Investigation and Reporting:** The Safety Committee investigates safety incidents, identifies root causes, and implements corrective actions, while maintaining detailed incident reports
- 6 Communication and Recognition:** Monthly Safety Mass Communication platforms are utilised to share safety statistics, critical incidents, and best practices. The committee also recognises employees who contribute significantly to workplace safety.

Safety Campaigns

At GFL, we take pride in executing impactful safety campaigns throughout the year, aimed at promoting well-being and cultivating a culture of safety awareness. These initiatives, driven by outcomes of past incidents and global best practices, engage employees at all levels. By inculcating a shared commitment to safety through these concerted campaigns, we observe tangible improvements in safety performance metrics, while achieving a boosted safety culture.



Following Safety Campaigns are Conducted:



Key Initiatives in Safety Campaigns

Monthly Safety Mass Communication

1 Communicates previous month's safety statistics and critical incidents to all employees through Unit Heads and the Unit Senior Leadership Team; Recognises top performers in terms of contribution in workplace safety

Safety Action Meetings (SAM)

2 Focus on high-risk scenarios for Barrier Health Management (BHM)

Specialised Structures and Tests

3 Develop an Acrophobia Structure to address height phobia

Monthly Theme-Based Campaigns

4 Encompass Work at Height (WAH), line breaks, and hot work, among others

First Party PTW Self-Assessment

5 Formulates a one-pager Emergency Response Plan (ERP) for high-risk scenarios

Established Emergency Control Centre

6 Seeks to manage emergencies efficiently

Scorecards and Checklists

7 Implement a 12-point scorecard for workplace standards and a 10-point checklist for inbound and outbound vehicles

'I Am a Safety Leader' Campaign

We introduced the 'I Am a Safety Leader' campaign to emphasise on safety as a shared responsibility. By cultivating a culture of safety across our organisation, this campaign empowers individuals at all levels to prioritise safety in their daily routines, both at work and beyond. Our objective is to foster a mindset where safety is ingrained in every aspect of our employees' lives; and we seek to achieve this by promoting safety behaviours at home and during travel.



Hazard Identification and Risk Assessment

At GFL, we have adopted a proactive approach to hazard identification and risk assessment to ensure the safety of our workforce and Stakeholders. We continue to augment our safety practices and ensure the well-being of our workforce through employee engagement and utilisation of advanced technologies. This commitment not only safeguards our workforce but also reinforces our dedication to operational excellence and sustainability.

Collaboration with dss+

We partner with Dupont Sustainable Solutions (dss+), marking a transforming chapter in GFL's safety journey. Together, we forge a major shift and pave the way for fortifying our safety culture and practices. Through the implementation of tailored solutions and targeted training initiatives, we derive remarkable outcomes.

As we continue to navigate our safety landscape, we remain resolute in our pursuit of creating a safer environment for our invaluable Stakeholders – our employees, customers, and communities.

		FY 2023-24	FY 2022-23	FY 2021-22	FY 2020-21
Work-related injury	Nos.	218	257	170	400
Fatalities	Nos.	0	0	8	0
LTIFR	%	0.68	0.26	0.95	0.75

Upholding Labour Management and Human Rights

At GFL, we firmly believe that our approach to labour management and human rights forms the bedrock of our organisational integrity and success. Our practices are deeply rooted in international standards, such as ILO conventions 87, 98, and 135, ensuring that every employee, whether permanent or contract labour, enjoys fundamental rights and dignified working conditions.



Empowerment through Committees

Our labour management strategy is centred around the empowerment of various committees across our diverse locations. These include the Work Committee, Safety Committee, Canteen Committee, and others. Each committee features representation from both management and workers, serving as vital forums for dialogue and decision-making. This ensures that all voices are heard in matters affecting work-life balance, safety, and welfare.

Promoting Labour Rights

- We are dedicated to promoting labour rights by educating and reinforcing the principles of freedom of association and peaceful assembly among our workforce and contractors.
- These committees serve as platforms for open discussions, where concerns can be voiced and addressed transparently.

Fair Compensation and Employee Well-Being

- **Fair Compensation**
Providing fair compensation alone is not sufficient. Our focus extends to the continuous well-being of employees, offering suitable benefits that enhance productivity and retention.
- **Employee Benefits**
We offer a range of benefits, including Group Medical Insurance, Personal Accident Insurance, Leaves, Flexi Work schedules, Loans & Advances, Free Transportation, Canteen Facilities, Uniforms, and other Social Security benefits. These benefits apply to GFL employees globally, though some vary by country and location due to local laws and regulations.

Commitment to Human Rights

Our commitment to upholding human rights is ingrained in every aspect of our operations, guided by the United Nations Guiding Principles on Business and Human Rights. We have established robust frameworks to embed respect for human rights into our policies and conduct rigorous due diligence to mitigate risks across our value chain.

Promoting Labour Rights

- ISO 26000, SA 8000, and BRSR

Through these initiatives, we continuously enhance our practices to align with global standards.

- HR Guideline 'HR/43 - Guideline on Employee Relation'

This policy upholds the principles of ILO conventions 87, 98, and 135, ensuring all employees' rights are respected.

Preventing Child Labour

- No Child Labour Policy

We adhere strictly to local legislation regarding the minimum age of employment and the United Nations Convention on the Rights of the Child and ILO Convention No. 182.

- Age Verification

All potential workers must provide age verification documentation with their job applications. Candidates under the age of eighteen are automatically disqualified.

- Contract Labour

We apply the same rules for contract labourers, including specific clauses in service contracts/ purchase orders to ensure our suppliers and service providers adhere to these terms.

No Forced or Compulsory Labor

- Policy and Guidelines

Our policies and guidelines protect the right to life and provide freedom from torture and inhuman or degrading treatment, reinforcing our adherence to ILO conventions (29 and 105).

- Work Hours and Compensation

We adhere to the Factories Act, 1948, ensuring eight-hour shifts, six-day work schedules, additional pay for overtime, and leave options.

- Employee Awareness

Ongoing education and awareness campaigns about the prevention of sexual harassment (POSH) at work involve all employees, including contract laborers.

Standard of Living and Fair Wages

- Living Wage Concept

Our compensation structure is based on ensuring salaries sufficient to provide an acceptable quality of living for the employee and their family.

- Competitive Remuneration

We offer competitive remuneration in line with legal requirements, motivating and fair, contingent on both employee and Company performance.

Grievance and Suggestion Mechanism

Transparency and accessibility are of paramount importance in our grievance and suggestion mechanisms. We provide multiple avenues for employees and stakeholders to voice concerns, offer feedback, or report violations anonymously. Platforms like our digital ethics line, feedback surveys, and HR Buddy online platform facilitate open communication, enabling us to promptly address any issues.

During the past fiscal year, no complaints regarding employment policy violations were reported, reflecting the effectiveness of our grievance mechanisms and our proactive approach to resolving issues.

Launch of Contract Labour Management System (CLMS)

On Labour Day, we proudly announced the launch of our new contract labour management system for managing contract labour at our manufacturing sites. This user-friendly platform offers a range of features to enhance productivity and streamline operations. The cloud-based software can be accessed from anywhere, at any time, and from any device, providing a comprehensive solution for day-to-day operations.

By upholding these principles and practices, we ensure that GFL remains a place where human rights are respected, and employees are empowered, valued, and motivated to contribute their best.

Promoting Employee Well-Being & Engagement at GFL



At GFL, we recognise that our employees are not just our greatest assets but also our key differentiating factor in ensuring long-term business growth. Their well-being and engagement are of paramount importance to our success, and we are dedicated to fostering a positive work environment that promotes wellness, safety, and a sense of community among our workforce. Our comprehensive approach includes a variety of initiatives designed to engage employees, celebrate achievements, and promote overall well-being.

Celebrations and Events

We prioritise employee wellness and engagement through a wide array of celebrations and events throughout the year. These events serve as platforms to promote wellness, safety awareness, and environmental responsibility. By engaging both employees and contractors in these initiatives, we create a positive work environment that fosters camaraderie and a shared commitment to health, safety, and overall well-being.

Safety Day/Week

A dedicated time to promote safety awareness and best practices across the organisation. Activities and training sessions are held to ensure everyone is up-to-date with the latest safety protocols.

Environment Day

Celebrations focussed on encouraging environmental stewardship and sustainability practices. Employees participate in tree-planting drives, clean-up campaigns, and other eco-friendly activities.



Family Day

An event that brings employees and their families together, fostering a sense of community and strengthening the bond between work and home life. Family Day includes fun activities, games, and opportunities for families to learn more about the Company.



Festival Celebrations

We celebrate various cultural and national festivals such as Independence Day, International Women's Day, Diwali Puja, Holi, and employee birthdays. These celebrations bring joy and unity among employees, allowing them to experience diverse cultures and traditions.

Employee Feedback and Continuous Improvement

At GFL, every voice counts. We conduct an Employee Effectiveness and Employee Satisfaction Survey biannually to gather valuable feedback from our employees. This feedback is crucial for continuously innovating and upgrading our processes.

Flexitiming: Allowing employees to have flexible working hours to better balance their work and personal lives.

Extended Weekends: Providing longer weekends for enhanced work-life balance and rejuvenation.

Parental Insurance: In FY 2023-24, we launched Group Medical Insurance for parents, including coverage for two parents or parents-in-law or a combination, ensuring our employees' families are well taken care of.

Five-Day Work Week: Implemented at our offices to enhance work-life balance and provide employees with more personal time.

Grassroots Connectivity and Communication

To stay connected with our employees at all levels, we have several initiatives in place that foster open communication and engagement, including:

Quarterly CEO Town Halls: Providing a platform for direct communication with the CEO, where employees can ask questions, share feedback, and learn about the Company's strategic direction.

Monthly Skip Level Meetings: Facilitating dialogue between employees and higher management, ensuring transparency and addressing any concerns or suggestions.

Stay Interviews: Engaging with High Potential (HiPo) employees every quarter to understand their needs, aspirations, and feedback, helping us retain top talent.

Let's Talk Programme: Ensuring new employees settle smoothly in the organisation through structured contact until they are confirmed. This programme helps new hires feel welcome and supported from day one.

PHRRO Initiative: Plant Human Resource Representative Officers interact with employees to understand and resolve personal and workplace-related issues. This initiative aims to increase employee connectivity and establish strong interpersonal relationships.



Sports and Team Building Activities

We encourage sports and other team-building activities across the Company to build team spirit and camaraderie. Engaging in physical activities and friendly competitions helps employees stay fit and fosters a sense of unity. Some of our key initiatives include:

Tournaments

We organise tournaments such as cricket, chess, and carom throughout the year, providing employees with opportunities to showcase their skills and enjoy friendly competition.



City Marathons

Employees participate in city marathons, promoting a healthy lifestyle and community engagement.



Competitive Cricket Tournaments

Our teams participate in various competitive cricket tournaments, building team spirit and promoting physical fitness.



Celebrations and Fun at Workplace

We believe that fun at the workplace improves teamwork, builds trusting relationships, and increases employee engagement. Across GFL, we celebrate together, creating a vibrant and inclusive work culture: A major celebration across our sites, promoting physical fitness and team spirit through various sports activities and competitions.

Festivals and Ceremonies

We celebrate various festivals and ceremonies, such as Independence Day, International Women's Day, Diwali Puja, Holi, and employee birthdays. These celebrations bring joy and unity among employees, allowing them to experience diverse cultures and traditions.



SDGs Day Celebrations

SDGs Day is celebrated in the community, plants, and offices to spread awareness about the 17 Sustainable Development Goals (SDGs). This event highlights our commitment to sustainability and social responsibility.



WASH Awareness Campaign and Workplace Wellness

At GFL, we are dedicated to ensuring clean water, safe sanitation, and hygiene across our operations and communities. Our commitment aligns with Sustainable Development Goal 6 (SDG 6), focussing on water and sanitation.

World Water Day & WASH Awareness

1 We marked these occasions with campaigns to educate employees and contractors on WASH practices, linking them to workplace health and sustainability.

Educational Initiatives

2 We launched a Hindi video on 'Canteen Hygiene & Food Safety' and 'Importance of Hand Hygiene' for canteen and contract staff.

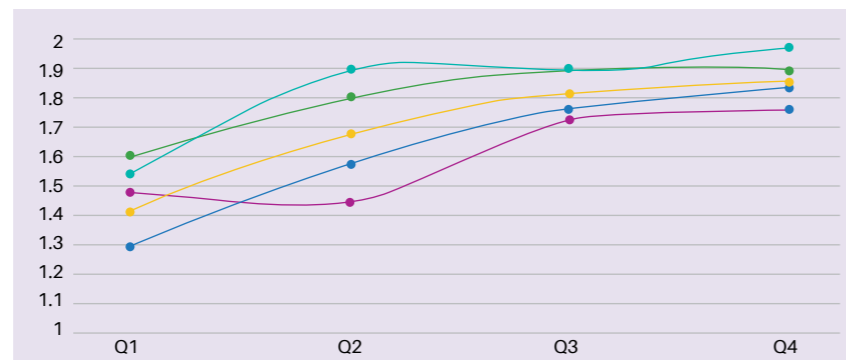
Water Testing

3 Quarterly water potability tests ensure high water quality standards.

Audits

4 Regular internal and external WASH audits help us maintain and improve our practices.

	Q1	Q2	Q3	Q4
Dahej A	1.61	1.81	1.9	1.9
Dahej B	1.3	1.58	1.77	1.84
Ranjitnagar	1.48	1.45	1.73	1.77
Vadodara	1.42	1.69	1.82	1.86
Noida	1.55	1.9	1.9	1.97



Through these efforts, GFL demonstrates a strong commitment to enhancing employee well-being and supporting global sustainability goals.

Rewarding Our Workforce

We believe that recognising and rewarding exceptional contributions is fundamental to fostering a culture of appreciation and engagement. Our comprehensive rewards and recognition initiatives are designed to motivate employees, retain top talent, and enhance overall workplace satisfaction. By celebrating both individual and team achievements, we cultivate an environment where excellence is acknowledged and valued.

Star Achievers Award

We acknowledge that organisational success is the result of a concerted effort by the entire team. However, we also recognise that some employees consistently perform at a higher than satisfactory level by exceeding expectations, working on special projects of major importance, or delivering exceptional results in their regular duties. To honour these outstanding employees and inspire excellence, we have instituted the 'Star Achievers Award.' This award celebrates those who go above and beyond in their roles, setting a high standard for performance and dedication.



Gaurav Award

Teamwork is at the heart of our success, and we recognise that some teams deliver significantly higher results through seamless synergy and collaboration. The 'Gaurav Award' is designed to recognise these exceptional teams whose collective efforts lead to outstanding performance. By acknowledging these teams, we aim to inspire a culture of collaboration and excellence across all our locations.



Long Service Award

We value the dedication and loyalty of our long-serving employees, who have devoted a significant portion of their careers to GFL. To honour their commitment, we have established the Long Service Felicitation programme. This programme celebrates employees who have contributed to our organisation over many years, recognising their steadfast dedication and invaluable contributions to our success.



New Recognition Schemes

In FY 2023-24, we introduced several new recognition schemes to further enhance our culture of appreciation, including:

Pat on the Back: This new digital platform for employee appreciation allows us to recognise efforts that build a more engaged and productive workforce. By appreciating individual contributions, we enhance employee satisfaction, build greater loyalty, and drive organisational success.

Quarterly Recognition Scheme: To encourage employees to engage in PRAYAS by sharing implementable suggestions and to promote a culture of appreciation through the SpotOn platform, we launched the 'Corporate Recognition Scheme - Recognising the Champions - Unit Wise.' This includes awards such as 'Quarterly Prayas Champion,' 'Quarterly SpotOn Champion,' and the 'Small Wins Recognition System.'



6,345

SpotOn

703

Pat on the Back

326

Prayas

Small Wins Recognition System (SWRS)

The 'Small Wins Recognition System' (SWRS) celebrates small victories that boost confidence and self-motivation among employees. This system acknowledges that even minor achievements can generate significant positive impacts, fostering a ripple effect of continued effort and enthusiasm throughout the organisation.

Recognizing Our Employees' Meritorious Children

In December 2023, we celebrated the achievements of our employees' meritorious children. Nine children from the Dahej Cluster were felicitated for securing high scores and being among the top three in their 10th and 12th Board Exams for the Academic Year 2023-24. This initiative highlights our commitment to supporting the academic achievements of our employees' families.



Social and Relationship Capital

PRIORITISING PEOPLE FOR HOLISTIC DEVELOPMENT

GFL believes in cultivating humane relationships prioritising aspirations and necessities before commercial metrics. For us, community initiatives are not mere trophies; rather they are the powerful instrument to make meaningful impact. Our human centricity is exemplified in our effort to assist our clients in navigating change and driving meaningful progress in an era defined by digital transformation. Our social ambition propels us to go beyond conventional business goals, inspiring us to view success in a holistic way by cultivating human development. Through innovative social initiatives, we strive to create equitable opportunities for all, nurturing talent, and enhancing employability.



Stakeholders Impacted

- Customers & Dealers
- Suppliers/Vendors
- Government & Regulatory Authorities
- Communities
- Industry Associations

Material Topics Impacted

- Human Rights
- Local Community Involvement and Development

Capitals Impacted

- Financial Capital
- Intellectual Capital
- Natural Capital
- Human Capital

GRI Linkage

203, 308, 411, 413, 414, 416, 417, 418

SDGs Impacted



Risks Addressed

- Operational Risk
- Compliance Risk
- Financial Risk
- Strategic Risk

We actively engage with a diverse array of stakeholders, encompassing customers, suppliers, vendors, and the broader community. This operational approach serves as a conduit for understanding their unique needs and preferences, enabling us to formulate strategies aimed at optimising value creation.

Additionally, we focus on effective communication with Stakeholders, utilising a multitude of channels to seek feedback and discern their expectations. By doing so, we strive to foster transparency throughout our organisation, aligning our actions with Stakeholder interests.

To further bolster transparency, we regularly organise meetings to address pertinent social and environmental issues. These platforms are also used to effectively address any concerns or grievances raised by Stakeholders. Through this proactive approach, we cater to the diverse needs of our Stakeholders, while fostering open lines of communication, facilitating meaningful dialogue and collaboration.



Customer Centricity

GFL places a high priority on both product innovation and effective engagement with our customers. We aim to expand our reach, gain valuable market insights, and nurture strong relationships with both current and potential customers by leveraging a diverse set of platforms, including virtual spaces and participation in industry expos. Our consistent delivery of exceptional products and services is reflected by our outstanding customer ratings, which serve as a testament to the quality we uphold. Moreover, we highly value customer feedback, which can conveniently be shared through our corporate website.

At GFL, we prioritise transparency and integrity in our communication practices, encompassing following directions:

Fair and Professional Presentation

Ensuring our products are presented fairly and professionally across all communication channels

Rigorous Scrutiny

Effecting rigorous scrutiny for our external communication materials, including plagiarism tests, to ensure authenticity and confidentiality

Consistent Visual Identity

Following our corporate identity manual and maintaining a consistent visual identity across all stakeholder interactions, providing clear design directions for our locations and collateral materials

Expanding our footprint on multiple social media platforms is pivotal to our strategy. These channels serve as conduits for circulating detailed product information and showcasing key features across our corporate website, five product-brand websites, and two regional websites. Notably, our growing social media presence over the past year indicates a significant increase in our reach and engagement with both customers and industry professionals.

Our sales and marketing endeavours at GFL are guided by a comprehensive ten-point agenda, reflecting our steadfast commitment to integrating Responsible Sales and Marketing (RSM) principles into our operations.

Truthfulness and Substantiation

Ensuring that all claims made will be approved and substantiated appropriately

Ethical Data Handling

Facilitating ethical collection, use, and storage of customer data, with no sharing or selling without explicit consent

Transparent Comparisons

Maintaining true and honest comparisons between our Company and competitors

Price and Margin Integrity

Refraining from discussing price, profit, or margin with competitors and abstain from price collusion or anti-competitive practices

Customer Education

Striving to educate customers on safe product usage through clear instructions and hazard warnings

Honest Representation

Pledging to represent our Company truthfully, fairly, and accurately at all events, trade fairs, and conferences

Authentic Content

Propagating authenticity and fair methods of competition through our content, avoiding false or misleading advertising

Product Safety

Providing clear and concise instructions on product usage, along with warnings of potential hazards

Fair Supply and Distribution

Engaging in fair supply and distribution practices, ensuring no discrimination against customers or suppliers, while guaranteeing equitable distribution of our products

Commitment to Fair Competition

Upholding the principles of fair competition, ensuring that our sales and marketing practices align with ethical standards and industry regulations

Nurturing Partnerships

At GFL, we thrive on a sound and enduring relationships with our suppliers and business partners. These longstanding connections are instrumental in ensuring the seamless flow of operations. Reinforcing our role as advocates for domestic economic growth, we take pride in supporting and prioritising local vendors, contributing to the broader national economic development.

We categorise suppliers based on both risk and value, engaging with them regularly to address

any concerns or challenges they may encounter, thereby ensuring effective management of our supplier network. Our innovative vendor voice portal facilitates interactive feedback, enabling us to promptly address issues and improve collaboration.

To uphold ethical conduct, we integrate comprehensive anti-corruption measures into our Supplier's Code of Conduct. Furthermore, we initiate annual audits for high-risk suppliers to mitigate potential risks and maintain compliance with established standards. Our stringent business ethics and anti-fraud policies serve as safeguards against corruption, ensuring transparency and integrity in all our dealings.



Creating a Sustainable Supply Chain

Our dedication to sustainability extends to every aspect of our procurement processes. Through our Sustainable Procurement Policy and Code of Conduct, we set clear guidelines for interactions with suppliers, vendors, and third parties. We conduct audits of vendors, particularly those identified as high-risk, at regular intervals to uphold product quality and sustainability standards.

Utilising innovative platforms such as the DQS NXT platform and SAP, we undertake comprehensive vendor evaluations, including sustainability assessments. This enables us to identify areas for improvement and drive continuous enhancement of our supply chain practices.

Embracing Local Procurement and Community Engagement

The core of our supplier initiative is focussed on prioritising local procurement, highlighting our dedication to uplifting local communities. By implementing targeted policies, we ensure this initiative is executed effectively, fostering economic development at the grassroots level.

In addition to preferential treatment in goods and services procurement, we actively engage with local communities through various channels. This includes offering direct and indirect employment opportunities, supplying goods and services, and providing ancillary support services. By investing in and empowering local communities, we contribute to their overall well-being and prosperity.



Vision & Objectives of CSR

The Company, through its CSR initiatives, continues to enhance value creation in the society and in the community in which it operates, so as to promote sustained growth for the society and community, in fulfilment of its role as a socially responsible corporate. The objective of the CSR is to:

Ensure an increased commitment at all levels in the organisation, to operate its business in an economically, socially and environmentally sustainable manner, while recognising the interests of all its stakeholders.

Directly or indirectly take up programmes that benefit the communities in and around its work centres and results, over a period of time, in enhancing the quality of life and economic well-being of the local community.

Generate, through its CSR initiatives, community goodwill for the Company and help reinforce a positive and socially responsible image of the Company as a corporate entity.

Empowering Communities

At GFL, our success is fundamentally connected to the vitality of the communities we serve, the sustainability of our environment, and our adherence to ethical principles. Our Corporate Social Responsibility (CSR) philosophy is rooted in our dedication to creating a positive societal impact, fostering sustainable growth, and upholding transparency and integrity in all our endeavours. We aim to 'Energise, Involve & Enable Communities to realise their Potential' through its CSR initiatives.

At GFL, we are dedicated to make a lasting impact through responsible business practices and proactive engagement with our Stakeholders. By embedding CSR into our operations, we strive to create long-term value for our shareholders, nurture community well-being, and protect our planet for future generations. Our projects and schemes for the social and economic development of the communities are dedicated in and around the manufacturing locations at Ranjitnagar of GFL. We firmly believe that through our collective endeavours, we can make an enduring impact.

Our CSR Policy

Driven by the spirit of corporate citizenship, our CSR Policy ensures compliance with the Companies Act, 2013. With a focus on societal welfare and sustainable development, our initiatives encompass eradicating hunger, promoting education, ensuring environmental sustainability, and advancing rural development. Guided by the dedicated CSR Committee, which oversees project selection, budget allocation, and progress monitoring, our policy emphasises transparency and accountability. Through our socially responsible activities, we strive to create a positive impact on communities, uphold ethical values, and contribute to the long-term sustainable growth.

CSR Focus Areas



Being a Signatory of the United Nations Global Compact, our CSR focus areas revolve around the UN SDGs and UNGC principles. Out of 17 SDGs, GFL's CSR activities are aligned with 16 SDGs.





Need and Impact Analysis

Need Assessment

At GFL, we base our CSR activities on comprehensive Need Assessments conducted in the communities where we operate. These assessments are designed to identify the specific social, economic, and environmental needs of each community. By understanding these needs, we can tailor our CSR initiatives to effectively address the most critical issues. This targeted approach ensures that our efforts are both relevant and impactful, enhancing our ability to make a significant difference in the lives of those we aim to support.

Impact Assessment & SROI

We have partnered with an external agency to perform a Social Return on Investment (SROI) analysis of our CSR projects. The report developed by this agency has provided us with in-depth insights into the social value and impact of our initiatives, helping us understand their effectiveness and guide future planning.

Audit

Our CSR activities are subject to audits conducted by M/s Samdani Shah and Kabra, Practising Company Secretaries, an independent third party. Their thorough audit process ensures that our initiatives are executed with transparency and accountability, maintaining the highest standards of integrity in our CSR efforts.



Stories of Empowerment



Education

Shaping Futures with Knowledge

In our commitment to elevating educational standards, we have launched several impactful initiatives. At Ranjitnagar High School, we have augmented teacher support to ensure better learning outcomes. Additionally, we have provided schools with crucial study materials to aid student learning. To address the challenge of clean drinking water, we have installed an RO plant in schools. Furthermore, we have organised various educational events and awareness days to enrich the educational environment and foster a culture of learning.



Way Forward for FY 2024-25

- Reducing the student dropout rate by 8%
- Enhancing academic results by 5%
- Provide career guidance training to 80% of students in the 10th and 12th grades

16,763 Students

Benefitted

Skill Development

In response to the growing need for economic opportunities and skill development in rural areas, we have created employment opportunities for many women who often struggle to support their families due to a lack of skills and training. This not only offers a steady income but also empowers women with valuable skills, enhancing their economic stability and personal growth. By addressing the pressing need for skill development and employment, we are fostering greater self-reliance and economic independence within these communities.

Empowering Women through Craft

We have established Tailoring Training Centres in Ranjitnagar and Nathkua Villages which focusses on providing women with specialised training in tailoring, a skill that can be practiced from home and offers a sustainable source of income.

220 Women

Working from Home

283 Women

Trained with Tailoring Skills



Weaving Prosperity into Lives

To further uplift women and make them independent, we have also established a Handicraft Centre where women come together to handcraft a range of products - from jute bags to soy wax candles, diyas, and rakhis.

85 Women

Empowered with Entrepreneurial Skills



Health & WellBeing

Pioneering Community Health Solutions

In a vibrant effort to elevate community health, GFL has launched a series of comprehensive health and well-being programmes. At the forefront of this initiative is our Mobile Health Care Unit, named 'SWASTHYAM,' which brings essential healthcare services directly to those in need. Alongside this, we host regular health camps and awareness programmes designed to tackle specific health issues within the community. These interventions are more than just medical services—they represent a commitment to fostering health equity and enhancing overall well-being.



9,007
Beneficiaries Impacted

Way Forward for FY 2024-25

- Increasing the number of OPD patients in the Mobile Health Care Unit by 5%
- Reducing health-related expenses of MHU beneficiaries by 10%
- Covering 100 beneficiaries through various health camps and awareness programmes each

Community WASH

In response to the need for improved public health and hygiene, our Community WASH programme was launched to address critical sanitation issues and enhance overall well-being. Recognising the importance of clean water, proper sanitation, and hygiene practices, this initiative includes a variety of activities such as awareness campaigns, engaging competitions, and a handwashing campaign. We have also established a School WASH Committee to embed hygiene education in schools and made substantial upgrades to public WASH infrastructure. These efforts collectively aim to foster healthier practices and create a cleaner, more sustainable environment for the community.



1,624
Lives Impacted with Better Hygiene Awareness and Infrastructure

Agriculture Development

Cultivating Success for Farmers

Driven by a commitment to enhancing agricultural practices and supporting local farmers, we have launched a series of initiatives aimed at boosting productivity and fostering sustainable development. Our approach involves providing expert advice and hands-on training to farmers, equipping them with the skills and knowledge needed to improve their agricultural practices and output. These efforts are designed to promote sustainable growth and increase the success of farmers in the region.



2,035 Farmers
Reached and Benefitted

Environment Protection Campaign 'Say No to Single-Use Plastics' at Ayodhya

GFL supported the Project of Environment Protection in collaboration with Utkarsh Global Foundation and Government of Uttar Pradesh on Environment Protection campaign 'Say No to Single-Use Plastics' at Ayodhya in Uttar Pradesh. GFL donated 100 cloth bag vending machines, which have been installed across Ayodhya. The campaign also includes awareness programmes and the free distribution of cloth bags through these vending machines.



Animal Husbandry

Nurturing Healthy Livestock

Amid the challenges faced by cattle owners in maintaining optimal livestock health, our animal husbandry programme emerges as a beacon of support. We understand that well-cared for cattle are crucial for the success of agricultural operations, and our programme is designed to meet this need with a range of essential services. Our comprehensive approach includes door-to-door cattle treatment, offering vaccinations, health check-ups, and treatment for common ailments. To further support cattle owners, we provide emergency veterinary services through dairy coupons, ensuring that cattle receive immediate care when needed.



1,061
Cattle Owners Benefitted

Social Infrastructures

We are committed to the holistic development of social infrastructure to drive overall village growth and enhance community well-being. Our diverse projects are designed to address various needs and contribute to village prosperity. These initiatives include the establishment of a Community Hall cum Skill Development Centre to provide valuable training and communal space, offering house support for orphaned children, contributing to the Navratri festival to celebrate cultural heritage, and providing funeral assistance. Additionally, we work on improving village infrastructure based on identified needs, creating a foundation for sustainable community development.

Way Forward for FY 2024-25

- Ensuring 80% village participation for post-maintenance of the projects
- Providing 70% drinking water availability
- Supporting 1,000 individuals through infrastructure initiatives

Natural Capital

FOSTERING A GREEN LEGACY WITH RESPONSIBLE ACTIONS

GFL is resolutely committed to operate as a force to reckon with by addressing environmental urgencies. As the effects of climate change continues to become vivid and vigorous with each passing year, we strive to act with stronger resolve. As an enterprise rooted in environmental stewardship, we pursue relentlessly to minimise our ecological impact, stringently adhering to international events and frameworks. With a storied history, embedded in sustainability principles, we are inspired to take action that leaves its mark in the green legacy we foster. We stay on course for a prosperous future, fortified by our leading-edge in the industry, yielding substantial value for all stakeholders, and advancing our efforts to achieve a low-emissions environment.



Stakeholders Impacted

- Customers & Dealers
- Government & Regulatory Authorities
- Suppliers/Vendors
- Communities
- Investors & Financial Institutions
- Industry Associations

Material Topics Impacted

- Climate Risk
- Energy Management
- Greenhouse Gas Emissions
- Air Quality
- Water Management
- Materials Management
- Chemical Safety
- Biodiversity and Resource Use
- Waste Management

Capitals Impacted

- Financial Capital
- Manufactured Capital
- Intellectual Capital
- Natural Capital
- Human Capital

GRI Linkage

301, 302, 303, 304, 305, 306

SDGs Impacted



Risks Addressed

- Financial Risk
- Strategic Risk
- Operational Risk
- Compliance Risk

At GFL, environment management is our top priority. Our collaboration with the United Nations Global Compact (UNGC) is a reflection of our commitment to sustainability and the fight against climate change. We rigorously adhere to stringent environmental regulations, consistently assessing environmental, health, and safety parameters across our diverse operations. Our ISO 14001 certification for our plants further solidifies our pledge as outlined in our Company's Environment Policy. At GFL, we recognise that taking urgent climate action and protecting the health of our planet start with downsizing our own environmental footprint by leveraging innovation, efficiency, and strategic partnerships. During the reporting period neither we have observed any significant chemical spills in our manufacturing facilities where we operate nor in our distribution network. We have implemented our environmental policy with total commitment for environment management and a responsible CARE-certified company. There has been no complaint received from our nearby communities or other stakeholders on any environmental issues.



To ensure the effectiveness of our environmental management, we follow a robust governance system.

GFL's Environmental Governance Framework

Pollution Prevention Committee (Corporate Level)	Pollution Prevention Sub-Committee (Unit Level)	Continuous Improvement
<ul style="list-style-type: none"> Oversees environmental initiatives Maintains top-level commitment Reviewed by the Deputy Managing Director 	<ul style="list-style-type: none"> Implements strategies locally Assesses environmental performance Reviewed by the Pollution Prevention Committee monthly 	<ul style="list-style-type: none"> Focus on Culture of Accountability to encourage ongoing progress Drive towards Excellence to pursue environmental goals

Climate Action Strategy

Our climate action strategy revolves around the three pillars:

- Optimising energy efficiency
- Adopting renewable energy solutions
- Implementing emission control measures and carbon offsets, and promoting afforestation

By prioritising these pillars, we aim to drive sustainable growth, reduce our carbon footprint, and make a positive impact on the environment and society.

Energy Efficiency Optimisation

We are dedicated to maximise energy efficiency throughout our operations. Through the PPSC corporate-level committee, various environmental management practices, including climate change initiatives such as carbon footprint assessment and water and waste management trainings, have been provided by internal and external experts to enhance energy efficiency. GFL plans to train its internal team on the ISO 50001 Energy Management System and aims to obtain certification for all its operational units in FY 2024-25. By implementing initiatives such as enhancing mechanical components, installing Variable Frequency Drives (VFDs), and synchronising chilling and cooling operations, we successfully reduced our energy consumption by 59.11 MWh during FY 2023-24. These efforts further advance our push towards sustainable practices and resource conservation. Moreover, we continue to take initiatives to reduce power consumption, while maintaining operational efficiency across all units. We participate for the Energy Management Awards and during the reporting period GFL Dahej unit has secured the Energy Management Award from CII.

Dahej Unit

Optimising the Boiler Feed Pump head, aligning it with the required water discharge pressure through stage reduction in pump, resulting in a substantial reduction in power consumption

Before : 11,120 kWh/day
After : 9,100 kWh/day
Savings : 2,020 kWh/day

Jolva Unit

Adjusting the pressure to the optimum requirement for the Process Water Pump running at 4.2 kg/cm² pressure, by installing Variable Frequency Drive (VFD)

Before : Inefficient power consumption with 24% full load and 76% no load
After : Optimised power consumption
Savings : 2,412 kWh/month

Ranjitnagar Unit

Reducing the power consumption of a 1.40 TR chilled Brine Compressor operating at -20°C in the FBS section by replacing the conventional Start Delta Starter with a Variable Frequency Drive (VFD)

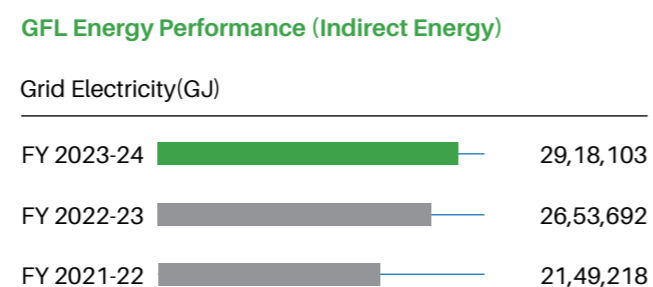
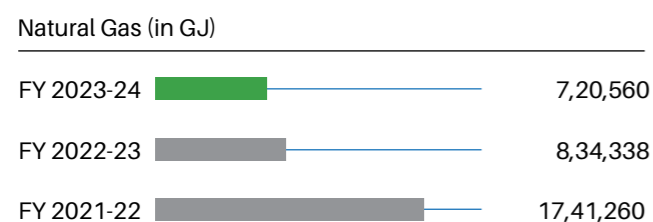

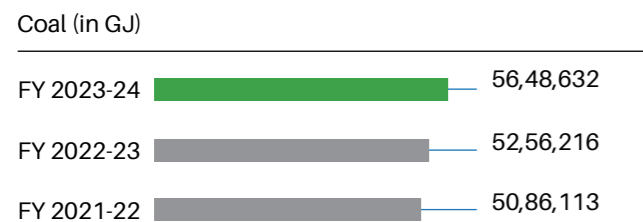
Before : Average 3,395 kWh/3 months
After : Average 2,407 kWh/3 months
Savings : Average 988 kWh/3 months

Renewable Energy Adoption

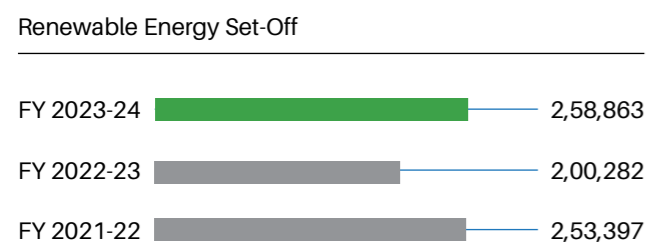
We continue to make significant investments in renewable energy infrastructure, recognising the imperative of transitioning to renewable energy sources. Through the installation of wind turbines, hybrid RE 20 MW, Solar 1.7 MW with a total capacity of 73.7 MW Non-REC, we are now fulfilling approximately 26% of our indirect energy requirements at our Dahej unit. GFL's another Ranjitnagar unit has installed of 2 MW of wind turbine and target for additional 3.7 MW solar power in the next FY 2024-25 with a total capacity of 5.7 MW. The Jolva unit has installed 10 MW of wind turbine during the reporting period and have planned additional 4 MW installation in FY 2024-25 with a total installation target of 14 MW by FY 2024-25 and thereby promoting the use of clean and sustainable sources. This strategic initiative reduces our dependence on fossil fuels and contributes to the global transition towards a low-carbon economy.



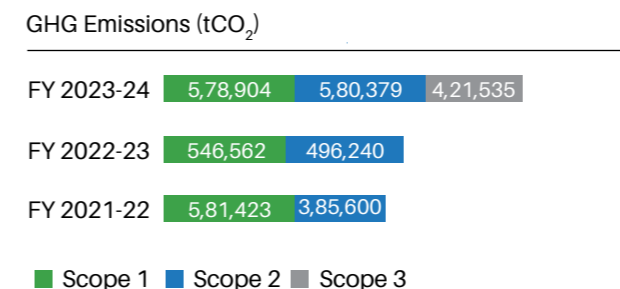
GFL Energy Performance (Direct Energy)



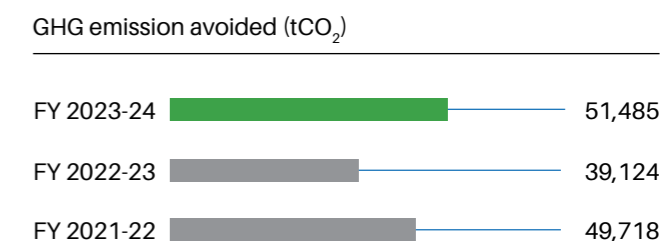
Renewable Energy Set-Off (GJ)



GHG emissions caused



GHG emission avoided



Emission Control Measures, Carbon Offsets, and Afforestation

We implement rigorous emission control measures to minimise our environmental impact. By boosting our process control systems and implementing closed-loop systems in sampling processes, we were successful in reducing emissions vented into the atmosphere by 10 kg of material.

Furthermore, we are on track towards neutralising our remaining emissions through carbon offset initiatives, including promoting afforestation projects, where we actively participate in tree plantation initiatives to create carbon sinks and enhance biodiversity. Over the past three years, we planted approximately 7,336 trees, contributing to the expansion of green cover, creating the carbon sink which also support the local biodiversity of the region where we operate.



We have installed Air Pollution Control Measures (APCM) such as scrubbers, ESPs, installing the continuous emission monitoring system (CEMS) within our plant operations to control the air emissions ensuring within the regulations of the pollution control board set limits. Our Green card audit system implemented across all the units encourage the team to control the air pollution controls. The team has been recognised for best performance among the three units for their continuously scoring higher.

Parameter	Units	FY 2023-24	FY 2022-23
NOx	MT/Year	86	114
SOx	MT/Year	162	112
Particulate Matter (PM)	MT/Year	40	130

Responsible Waste Management


We emphasise on waste management as a critical component of our environmental preservation strategy, leading the industry with our approach to optimise waste minimisation. Judicious choice of resources in the manufacturing process helps us stay vigilant about its environmental impacts. Moreover, by focussing on optimum waste utilisation through reuse, recovery, and recycling, our comprehensive waste conservation initiative reduces our environmental footprint.

At GFL, we implement integrated waste management practices to effectively handle and dispose of waste materials. Waste segregation at the source is central to our strategy, with designated bins and areas ensuring proper sorting. Additionally, we leverage an internal waste manifest system to track waste from generation to disposal, ensuring accountability and compliance with regulations.

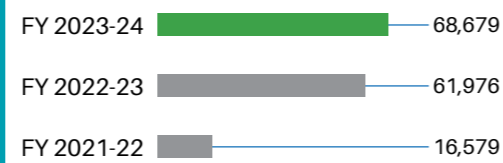
To uphold our commitment to responsible waste management, we diligently comply with regulatory norms governing waste disposal. Hazardous waste is rigorously managed and disposed of in strict adherence to regulatory requirements to prevent adverse effect on environment. Furthermore, our dedicated team conducts regular environmental audits, visiting disposal facilities to verify proper waste management practices and mitigate any potential risks to the environment. At GFL, we continuously improving our waste management practices and avoiding waste disposal to landfill / incineration. We organise training, awareness programme for our operation team to improve the operational efficiency and reduce the waste generation from processes. The team has been rewarded for initiatives taken to identify the value addition option for the recycle, reuse & recovery for generated waste streams. Our waste generation and disposal have been increased by 22% than previous year, but the HW generation have been reduced by 2% which shows our efforts towards reduction in hazardous waste generation. Our waste recycling, reuse and recovery improved significantly than previous year. This has been achieved through circular economy option; we have identified the waste reuse, recycling and recovery options by engaging our supply chain who add values to the wastes and avoided landfilling / incinerations.



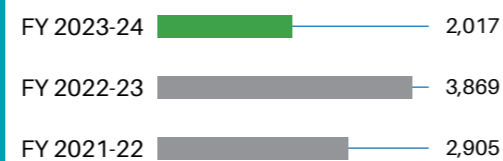
Amount of Waste Generated (MT)



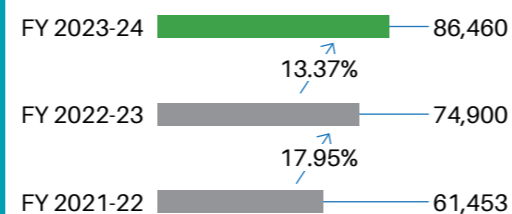
Amount of Hazardous Waste Generated (MT)



Waste Recycled (MT)

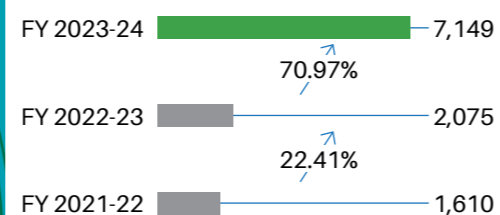


Waste Reused (MT)



↑ % increase in Waste Reused

Waste Recovery (MT)



↑ % increase in Waste Recovered

Ensuring Water Stewardship

At GFL, we are firm on implementing water conservation practices that reduce our environmental impact, while cultivating sustainable operations through a host of initiatives. Water is being a precious natural resource; we have set target of reduction of freshwater withdrawal from shared resource and our efforts of 10% reduction than previous year has been successfully achieved. These has become possible with the following water conservation and other recovery, recycle and reuse options.



Moreover, we house a fluoride removal treatment plant for rainwater collected from storm lines. During monsoons, high fluoride content in rainwater poses significant challenges for treatment in our Zero Liquid Discharge (ZLD) facility, increasing system load and substantially downsizing recycled water availability. To address this issue, we harness a comprehensive treatment process involving pH adjustment, fluoride and solids precipitation, and filtration. This initiative ensures all stormwater is recycled for plant watering, free from fluoride, minimising environmental impact. We treat 100% of the wastewater in ETP & STP facilities. Our Ranjitnagar unit has implemented the Zero Liquid Discharge while other two units Dahej and Jolva disposed of the treated effluent as per the regulatory norms only. During the reporting period, none of our manufacturing facilities received any notice of non-compliance regarding their water disposal.

Water Withdrawn (Million Litre)



Recycling UF Reject Water

We recycle UF reject water instead of discharging it to the ETP in our FKM plant cooling tower, reducing freshwater consumption significantly.

Freshwater conserved: Recycling 810 KL/month

Recycling RO Reject Water

We repurpose RO reject water from both our micro powder plants at Jolva and Dahej units, diverting it from the ETP to our cooling towers.

Freshwater conserved: Recycling 300 KL/month in each plant

Hot Water Recycling from Flash Vessel

We recycle the hot water generated from our Flash Vessel at the Dahej unit and provide it a new lease of life in our ERS, significantly reducing freshwater usage.

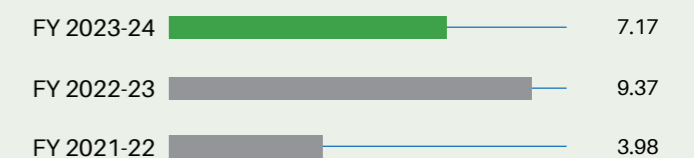
Freshwater conserved: Recycling 80 m³/day

Condensate Recovery from Boiler HP Steam Line

We implement new steam traps and redirect condensate water from our boiler, recycling it for reuse and eliminating wastage.

Freshwater conserved: Recovering 27 KL/day

Water intensity (water consumed KL / Production MT)



Water Consumed (Million Litre)



Governance

STRIDING AHEAD WITH PRINCIPLED PROGRESS

GFL stands synonymous to corporate stewardship, envisioning an impactful role for our Company that thrives on generating meaningful benefits for the society. Our foundational principles remain the anchor of our corporate governance structure, drawing strength from the resilience and integrity we embody. Our deeply rooted and widely practiced core values inspire the Board to foster an ecosystem that upholds accountability, promotes financial responsibility, facilitates efficient corporate governance, and boost internal controls. Implementing sound systems and processes to enhance organisational capabilities, we aspire to seize every opportunity that resonates with us, paving a course for principled progress.



Governance Philosophy

We are anchored by a firm commitment to business integrity and accountability. Upholding the highest standards of corporate governance, we persistently integrate ESG priorities into our business operations. Our Board of Directors maintains a vigilant watch over enterprise risk management, ensuring that the interests of our Stakeholders are always safeguarded and prioritised.

Emphasising corporate governance is a key focus for our Company, guiding our business strategies and ensuring accountability, ethical behaviour, and fairness for all Stakeholders. This encompasses regulators, employees, customers, vendors, investors, and society at large. To uphold these standards, we follow a meticulously framed comprehensive Code of Conduct applicable to all employees, including our Managing Director, Deputy Managing Director and Whole-Time Directors. Furthermore, we implement various policies and guidelines in alignment with relevant laws to reinforce our commitment to robust corporate governance.

Goals of GFL's Governance Function

The objectives of our Company's governance function are rooted in providing a safe and open platform for all Stakeholders and employees to voice their concerns and grievances without fear of reprisal. We are committed to promptly and effectively address a host of business-critical issues, encompassing fraud, theft, breaches of the Code of Conduct, human rights violations, discrimination, and harassment, including sexual and mental harassment.

Aligned with this principle, our Company puts in place an 'Ethics Line', which serves as a confidential channel for reporting any incidents or potential violations that contradict the values of ethics, integrity, and transparency. Individuals are encouraged to seek redressal and resolution for their grievances through this platform, enabling them to maintain the highest standards of confidentiality and fairness.

Moreover, Stakeholders are urged to report their grievances through multiple channels for swift resolution. Employees can register their concerns either by accessing the designated portal on our Company website or by sending an email to ethicsline@gfl.co.in. Similarly, Stakeholders, including vendors, management, customers, and other business partners, can also report issues by sending an email to ethicsline@gfl.co.in. This streamlined approach enables all parties to access effective channels for voicing their concerns, promoting transparency and accountability within the organisation.

GFL's Fair Business Practice Framework



Detailed Procedures for Ethical Conduct

1



Responsibility for Ethical Implementation

2



Communication with Stakeholders

3



Monitoring and Continuous Improvement

4



Consequence Management for Ethical Violations

5

Our Code of Conduct

At GFL, integrity is the bedrock of how we conduct our business. We stay firm in our dedication to comply with all applicable laws, regulations, and the highest ethical standards. Our Code of Conduct serves as our guiding principle, ensuring our actions align with our Company's core values and ethical beliefs.

We expect all members of our team, including Board members, senior executives, the CEO, President, Vice Presidents, Independent Directors, Finance Heads, the Company Secretary, Departmental Heads, and finance-related professionals, to understand and uphold this Code in all business dealings and activities.

Key Elements of Our Code of Conduct include:

1

Ethical Conduct and Integrity

We maintain high standards of personal and professional integrity, honesty, and ethical conduct in all circumstances, acting in good faith and with responsibility

2

Conflict of Interest

We avoid activities that could come in conflict with our responsibilities or our Company's interests. We disclose any potential conflicts and refrain from engagements with competitors

3

Insider Trading

We keep unpublished price sensitive information confidential until publicly released, and do not derive personal benefit from such information

4

Business Interests and Related Parties

We disclose significant personal investments and seek approval before conducting business with relatives or entities where relatives have significant roles

5

Gifts and Payments

We do not accept inappropriate offers, payments, or gifts that could influence our decisions, ensuring any gifts are properly authorised and recorded

6

Protection of Assets

We uphold the responsibility for the proper use, protection, and conservation of our Company's assets, using them solely to achieve GFL's goals

7

Compliance with Laws

We comply with all applicable laws and regulations, acquiring appropriate knowledge to recognise potential risks and seek advice when necessary

8

Confidential Information

We keep non-public information regarding our Company's business, customers, and suppliers confidential, disclosing it only when authorised or legally required

9

Reporting and Violations

We report potential violations of the Code, cooperate in investigations, and are protected against retaliation for reporting in good faith. Any amendments to the Code must be pre-approved by the Board and disclosed as required

This Code of Conduct is a statement of our principles and policies, guiding us to uphold our Company's values and ethical standards in every aspect of our business.

Key Policies and Practices at GFL

- Code of Conduct
- Criteria for Making Payment to Independent Directors
- Archival Policy
- Board Diversity Policy
- Code for Reporting of Trading by Designated Person
- Code of Fair Disclosure of UPSI
- Corporate Social Responsibility Policy
- Determination of Materiality of Event Policy
- Dividend Distribution Policy
- Material Subsidiary Company Policy
- Nomination and Remuneration Policy
- Preservation of Documents Policy
- Related Party Transaction Policy
- Whistle-Blower Policy
- Policy for Determination of Material Subsidiary
- Environmental Policy
- Energy Management Policy
- Health & Safety Policy



Anti-Bribery

We enforce strict anti-bribery measures to ensure legal compliance, safeguard our reputation, reduce risks, and promote sustainable business practices. Our efforts are recognised through the coveted ISO 37001:2016 certification.



Anti-Corruption

We uphold a zero-tolerance stance against corruption and bribery. Our Guideline on the Prevention of Corruption and Bribery applies to all employees and associated individuals, including those in our subsidiaries worldwide. Our holistic training is instrumental in ensuring consistent and continuous adherence to these standards. Our anti-corruption initiatives are also certified under ISO 37001:2016.



Fair, Ethical, and Transparent Practices

We are certified for compliance with anti-competitive and anti-trust principles, demonstrating our commitment to fair, ethical, and lawful business operations. Our Responsible Sales & Marketing (RSM) initiative guarantees the alignment of our business practices with the highest standards of responsibility and integrity.



Training and Awareness

We prioritise training for all employees and Stakeholders on our codes and policies, which are accessible on our corporate website. We encourage reporting of any unethical behaviour through our 'Spot on - Value Champion' process, cultivating an ecosystem of trust, transparency and ethical conduct.

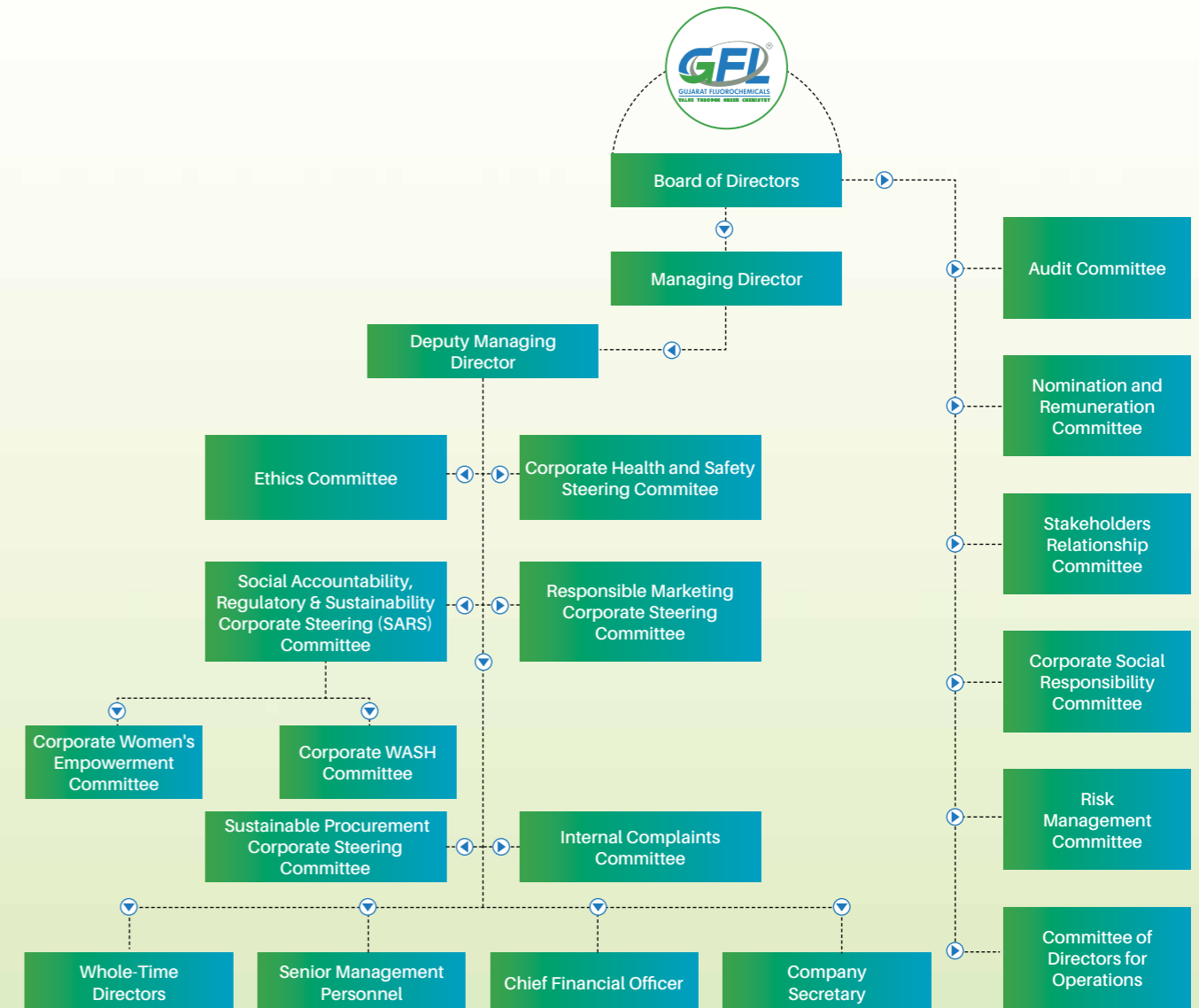
BOARD OF DIRECTORS

Governance Framework

The Company is overseen by a Board of Directors comprising 10 members, elected by our shareholders. This Board includes an equal mix of 5 Independent Directors and 5 Non-Independent Directors. Among the Non-Independent Directors, we have two Promoter Directors and three Professional Directors, with four of them serving as Executive Directors. Additionally, the Board has appointed a Managing Director, supported by a Deputy Managing Director, to lead our executive management team.



The Governance Structure of the Company is as follows:



The Board of Directors is responsible for shaping the business strategies and overseeing the appointment of both Executive and Non-Executive Directors. They regularly review the Company's financial and non-financial performance, ensuring compliance with statutory regulations and approving the annual CSR Action Plan. The Board meticulously defines the scope of each committee and reviews the actions taken by them. Additionally, they conduct performance evaluations for each Director and their respective committees to ensure effective governance and accountability.



Mr. Devendra Kumar Jain
Chairman
& Non-Independent Director

C



Mr. Shailendra Swarup
Independent Director

M M C M M



Mr. Vivek Jain
Managing Director & Non-Independent Director

M M M C C



Dr. Bir Kapoor
Deputy Managing Director
& Non-Independent Director

M



Mr. Shanti Prashad Jain
Independent Director

C C M C M M



Mr. Om Prakash Lohia
Independent Director

M



Mr. Chandra Prakash Jain
Independent Director



Ms. Vanita Bhargava
Independent Director

M



Mr. Sanath Kumar Muppirla
Whole-Time Director & Non-Independent Director



Mr. Niraj Agnihotri
Whole-Time Director
& Non-Independent Director

- Audit Committee
- Nomination and Remuneration Committee
- Stakeholders Relationship Committee
- Corporate Social Responsibility Committee
- Risk Management Committee
- Committee of Directors for Operations

- C Chairman
- M Member

AWARDS & ACCOLADES



In today's competitive business landscape, quality is a cornerstone of success. To cultivate a culture of continuous improvement and encourage employees to take ownership, GFL has implemented Quality Circle and Lean Quality Circle programmes across all its sites. These dynamic and collaborative initiatives empower employees to actively participate in quality enhancement efforts.



Gold and Silver Award Winners - QCFI- Vadodara Chapter



We are proud to announce that the Jolva FKM team won the 'Gold Award' in the Quality Circle Forum of India (Vadodara Chapter).



Excellence Award in NCQC 2023



We took part in the National Convention on Quality Circle organised by the QCFI Nagpur Chapter, where we have achieved the 'Excellence' category award.



CII National Award for Excellence in Water Management



We were also honoured with the prestigious CII National Award for Excellence in Water Management 2023 organised by the Confederation of Indian Industry (CII) in partnership with Niti Aayog and the Ministry of Jal Shakti.



Golden Peacock Award in Eco Innovation Category



We were honoured with the Golden Peacock Award in the Eco Innovation category for the development and production of Fluoroelastomer (FKM) without the use of fluorinated surfactants.



Award at 3rd Sustainability Summit 2024



We received four awards at the 3rd Sustainability Summit 2024 - Mission Net Zero for Indian Inc., organised by the Policy Times Chamber of Commerce in collaboration with RLG India.



Most Preferred Workplace 2024-25



We are proud to be recognised as the Most Preferred Workplace in 2024-25.



Best Suppliers for the Year 2023



We were honoured as one of the 'Top Suppliers of the Year 2023' by J.K. Fenner.



Excellent Energy Efficiency Unit



GFCL Dahej A was honoured with the 'Excellent Energy Efficiency Unit' Award at the 24th CII-National Award for Excellence in Energy Management, held during the Energy Efficiency Summit in Hyderabad.

Management Discussion and Analysis

Global Economic Overview

The global economy demonstrates remarkable resilience and adaptability, with a steady growth trajectory and a swift deceleration in inflation. This resilience underscores the collective strength of the world as it has navigated the initial post-pandemic supply chain challenges, consequential energy and food crises due to geopolitical tensions, and vigorous inflationary pressures that followed.

In 2023, the global economy grew by 3.2%, highlighting its underlying stability and potential for future prosperity. While this figure is modestly below the long-term average, it reflects a prudent approach to monetary policy, a strategic reduction in fiscal stimulus, and a focus on sustainable productivity advancements. Additionally, inflation rates are projected to ease, with headline inflation anticipated to fall from 6.8%

Global Economic Growth (in %)

	Year-on-Year		
	Estimate	Projections	
	2023	2024	2025
World	3.2%	3.2%	3.2%
Advanced Economies	1.6%	1.7%	1.8%
Emerging Markets and Developing Economies	4.3%	4.2%	4.2%

(Source: [World Economic Outlook – April 2024](#))

Way Forward

Looking ahead, global economic growth is expected to maintain its steadiness, although the impact of favourable factors may diminish and tighter credit conditions may arise. Despite the anticipation of a moderation in inflation, persistent supply disruptions and shifting inflation sentiment may constrain this trend. Pressure is likely to intensify within the business sector, potentially leading to reduced margins, which, in turn, could result in a slowdown in hiring and expenditure.

While advanced economies are expected to experience modest growth, primarily driven by a rebound in the Euro Area and USA following subdued growth in 2023, emerging markets and developing economies are forecasted to sustain stable growth throughout 2024 and 2025, albeit with variations across regions.

Indian Economic Overview

The Indian economy maintains a growth trajectory, with its GDP projected to grow at 7.6% in 2023-24, marking the third consecutive year of over 7% growth despite global economic

in 2023 to 5.9% in 2024 and further down to 4.5% in 2025, signalling a return to more stable economic conditions. Furthermore, advanced economies, particularly the Euro Area and USA, are poised for a resurgence, contributing to the global upturn, while emerging markets continue to display robust growth dynamics, despite regional disparities.

In this environment of gradual yet steady recovery, the global economy continues to navigate the path forward with confidence and flexibility. Through vigilant and proactive policy interventions, a strong foundation is established to maintain this positive momentum and promote inclusive growth across all regions. Additionally, the future appears promising, and with ongoing collaboration and innovation, the global economy is poised for success.

uncertainties. This robust performance is attributed to increased public sector investment, a resilient financial sector, and a substantial expansion in non-food credit.

India has solidified its position as the world's third-largest fintech economy, trailing only USA and the UK. Moreover, it has surpassed Hong Kong to claim the fourth spot in global stock markets. This achievement is owed to both domestic and international investor confidence, supported by sustained IPO activity. Initiatives like the Skill India Mission, Start-Up India, and Stand-Up India have catalysed greater female participation in human capital development.

The government's economic policy agenda focusses on revitalising India's growth potential. This involves reinvigorating the financial sector, streamlining business conditions to spur economic activity, and significantly enhancing both physical and digital infrastructure to strengthen connectivity and boost the competitiveness of the manufacturing sector. Guided by this vision, the government has implemented a range of economic reforms aimed at fostering a business-friendly environment, improving ease of living, and fortifying governance systems and processes.

Management Discussion and Analysis (Contd.)

Indian Economy GDP Growth Rate (in %)

Year	2019-20	2020-21	2021-22	2022-23	2023-24
GDP Growth Rate	(5.83)	9.05	7.0	7.2	8.2

Way Forward

The nation has shown resilience and progress amid global economic uncertainties due to timely policy interventions aimed at macro stability and the revitalisation of both financial and non-financial sectors. Substantial investments in robust physical and digital public infrastructure have allowed the country to navigate challenges, both domestic and international, ensuring sustained economic progress. Additionally, with ongoing and forthcoming government policy reforms, optimism and confidence in India's economic trajectory are notably high. Furthermore, embracing its 'Amrit Kaal' with confidence, the country views growth challenges as opportunities for inclusive development rather than hindrances.

Industry Overview

Fluoropolymers Industry

Fluoropolymers are a category of polymers characterised by numerous carbon-fluorine bonds directly attached to the polymer backbone. These materials offer a diverse range of advantageous properties, including exceptional resistance to acids, solvents, and bases, as well as superior insulation and high-voltage resistance. Additionally, they exhibit flexibility across a broad temperature spectrum, from extremely low to high temperatures, while also possessing fire retardancy and resistance to specialty fuels, all while maintaining a lightweight profile.

Available in multiple forms, such as granules, films, pastes, dispersions, and melt-processable forms, fluoropolymers excel in harsh environments due to their ability to withstand heat, water, and salt exposure. These attributes render them ideal for applications demanding high thermal stability, cryogenic performance, chemical and flame resistance, as well as a low friction coefficient, surface energy, and dielectric constant.

Fluoropolymers are high performance, safe and irreplaceable raw materials critical for the functioning of modern society. They are required in many existing and new-age sectors to ensure health and well-being to unlock innovation and technological advancements required to achieve decarbonisation and digitalisation objectives. Fluoropolymers are extensively used across multiple industries, including semiconductors, automotive, aerospace, space exploration, lithium cell batteries, 5G data transmission systems, green hydrogen electrolyzers, fuel cells, energy storage systems, information technology,

healthcare, pharmaceuticals, and electrical & electronic equipment, among others.

Market Size and Growth Forecast

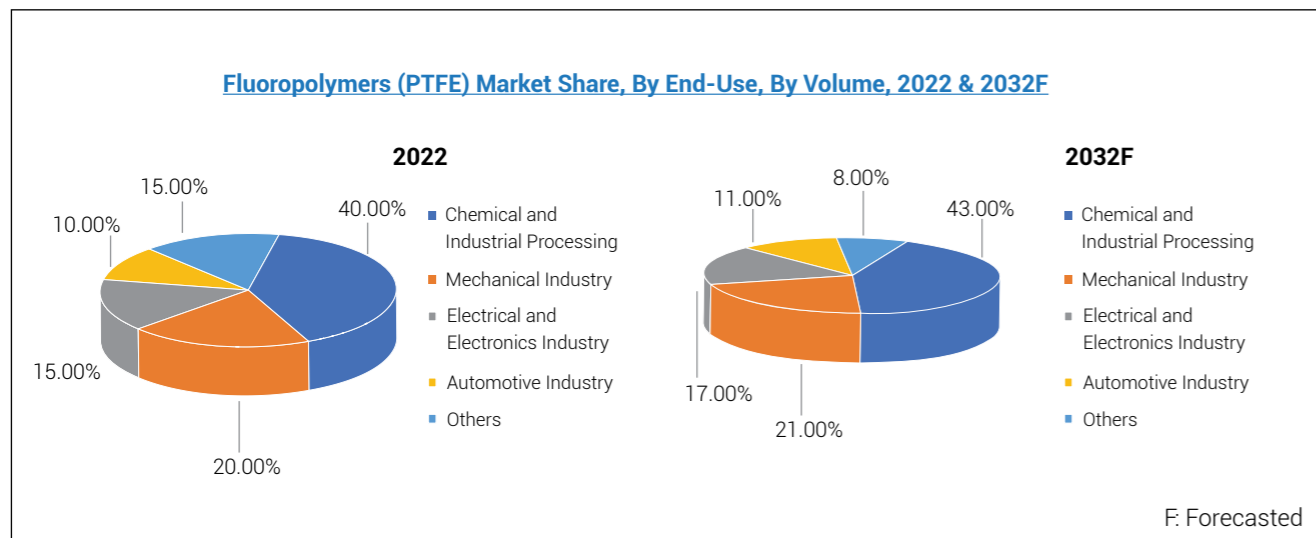
The global fluoropolymer market has experienced significant growth, propelled by rising environmental awareness, government incentives and technological advancements such as electric vehicles, green hydrogen, artificial intelligence, semiconductors and internet of things, among others. This burgeoning market offers promising opportunities for stakeholders across various sectors, such as automotive, transportation, electrical and electronics industries. Collaboration between the private sector and governments, development of supportive policies, research initiatives and increased investments are expected to further drive the growth of the fluoropolymer market. Additionally, rising consumer demand creates avenues for market expansion, further boosting its growth trajectory. The global fluoropolymer market is divided into segments based on product, application, end-user and regions. Among the product segments, the fluoropolymer market is further sub-segmented into Polytetrafluoroethylene (PTFE), Polyvinylidene Fluoride (PVDF), Fluorinated Ethylene Propylene (FEP), and Polyvinyl Fluoride (PVF) among others. In addition, Fluoroelastomers such as Fluorine Kautschuk Material further add to the growing markets for fluoropolymers for their high end-use in automotive, low temperature, space travel and similar applications.

In 2022, the global fluoropolymer market was valued at USD 217.1 Million and is projected to reach a readjusted size of USD 325 Million by 2030, registering a CAGR of 5.9% over the period assessed.

The Asia-Pacific region dominates the fluoropolymer market, boasting a significant share of around 45%. The market is primarily driven by China, which leads globally due to its strong domestic demand, supportive policies and robust manufacturing base. Following closely behind is North America, which accounts for about 40% of the market share, and Europe with approximately 15%. Both North America and Europe are experiencing steady growth, supported by government initiatives and a growing focus on consumer awareness.

(Source: <https://www.24chemicalresearch.com/reports/225551/global-fluoro-polymer-market-2023-2030-321>, <https://www.chemanalyst.com/industry-report/fluoropolymer-market-315>)

Management Discussion and Analysis (Contd.)



(Source: Chemanalyst)

DEMAND CATALYSTS

- Growing demand in the electronics, automobile and manufacturing industries
- Increasing production of cables
- Rising product adoption as a coating material
- Growing usage in medical surgeries
- Surging production of batteries for decarbonisation through electric vehicles
- Rising demand of PV cells
- Bullish growth on semiconductors due to geopolitical reasons and self-reliance

Management Discussion and Analysis (Contd.)

Major Fluoropolymers

Polytetrafluoroethylene (PTFE) Industry

PTFE, a semi-crystalline plastic known for its resistance to ultraviolet electromagnetic radiation, excellent dielectric properties and chemical resistance, is highly valued in industries like construction, automotive, and medical. The growth of the PTFE industry is propelled by various factors, including its effectiveness as an insulator in high-voltage and high-temperature environments, particularly beneficial for applications in electric vehicles. With these catalytic factors at play, the growth trajectory of the PTFE industry is anticipated to persist. Additionally, the market size for polytetrafluoroethylene (PTFE) is estimated to be USD 1.46 Billion in 2024 and is expected to reach USD 1.92 Billion by 2029, clocking in a CAGR of 5.64% during the forecast period (2024-2029).

(Source: <https://www.mordorintelligence.com/industry-reports/polytetrafluoroethylene-ptfe-market>)

Downstream Applications Catered to by GFL

Oil & Gas	Pharma & CPI	Food
Automotive	Chemical industry	Construction & Mechanical Parts
Aerospace & Defence	Electricals	Electronics & Semiconductors

Polyvinylidene Fluoride (PVDF) Industry

PVDF, a thermoplastic fluoropolymer derived from vinylidene difluoride (VDF) polymerisation, exhibits remarkable inertness and stability. The increased use of PVDF resins in the chemical industry, owing to their corrosion resistance and high mechanical properties, is a key factor driving market growth. Their durability and toughness significantly enhance the durability of chemicals, thereby contributing to market expansion. Furthermore, the incorporation of various additives into PVDF resins enhances their physical, chemical, and mechanical properties, increasing their demand across diverse end-user industries and further propelling market growth especially as binders for electric vehicle battery cathodes.

The escalating demand for electric vehicles (EVs) globally, both in developed and developing nations, is amplifying the preference for lithium-ion batteries with superior energy output. As PVDF resins enhance the performance of lithium-ion batteries, their adoption is increasingly favoured in EVs, particularly in cars, thereby stimulating industry growth. Additionally, the utilisation of PVDF resins in lithium-ion batteries contributes to enhanced safety, increased battery density, and improved power output, enabling high voltage for the efficient operation of electric vehicles and

consequently driving market expansion. Furthermore, the global PVDF resin market is poised for substantial growth, and is projected to reach USD 3.3 Billion by 2030, registering a CAGR of 7.3% during the forecast period.

(Source: [https://www.kbvresearch.com/pvdf-resin-market/#:~:text=Market%20Report%20Description,%25%20\(2019%2D2022\).](https://www.kbvresearch.com/pvdf-resin-market/#:~:text=Market%20Report%20Description,%25%20(2019%2D2022).))

Downstream Applications Catered to by GFL

EV Batteries	Chemical Processing	Electronics
Architecture	Pharma	Solar Panels
Water Treatment	Membranes	Oil & Gas

Fluorine Kautschuk Material (FKM)

The demand for Fluorine Kautschuk Material (FKM) is steadily rising due to the increasing need for materials that can withstand harsh environmental conditions and extreme temperatures, including both high and low. FKM compounds are renowned for their exceptional performance in such challenging environments, providing superior sealing capabilities and outstanding mechanical properties, rendering them the preferred choice for critical applications.

The robust expansion of end-use sectors like aerospace, automotive, consumer electronics, and oil & gas is instrumental in propelling the global fluoroelastomer industry forward. Additionally, GFL has initiated a project aimed at developing high-tech FFKM (perfluoroelastomer), a sophisticated fluoroelastomer gaining traction in industries like space exploration and semiconductors, thereby diversifying its product portfolio to meet evolving market demands.

Downstream Applications Catered to by GFL

Automotive	Chemicals Refineries	Refineries
Semiconductors	Aviation	Food & Pharma

Perfluoroalkoxy Alkanes (PFA)

The increasing utilisation of Perfluoroalkoxy Alkanes (PFA) in crucial applications within the aerospace industry is a significant driver of the global PFA market. Aerospace components like O-rings, seals and gaskets are increasingly manufactured using PFA because of its low friction coefficient, resistance to chemicals and extreme temperatures.

The growing utilisation of perfluoroalkoxy alkanes (PFA) in the automotive industry is driving the global PFA market. PFA is favoured for various automotive components due to its exceptional mix of excellent electrical insulating qualities, chemical resistance, and thermal stability. It finds widespread use in seals, gaskets, fuel system parts,

Management Discussion and Analysis (Contd.)

and wire and cable insulation, among others. The global Perfluoroalkoxy Alkanes (PFA) market reached USD 430.4 Million in 2022 and is expected to reach USD 626.3 Million by 2030, registering a CAGR of 4.8% during the forecast period 2023-2030.

(Source: <https://www.giiresearch.com/report/dmin1401303-global-perfluoroalkoxy-alkanes-pfa-market.html>)

Downstream Applications Catered to by GFL

Semiconductors	Aerospace	Chemical Processing
Corrosion Resistant Fluid Transfer	Wire & Cables	Telecom

Fluorochemicals Industry

Fluorochemicals, compounds rich in fluorine renowned for their potent repellent properties against both aqueous and oil-based substances, play a crucial role in various industries. These chemicals aid in eliminating water, soil, and oil particles from a range of materials, including metals, papers, carpets, and fabrics. Additionally, they contribute to the production of polymers that are resistant to abrasion, chemicals, and fire and are utilised in a wide range of applications. Furthermore, fluorochemicals function as additives in lubricants for recording media, firearms, conveyor chains, and combustion engines.

With extensive use across electronics, petrochemical, agrochemical, construction, personal care, and pharmaceutical sectors worldwide, fluorochemicals have become indispensable. The global fluorochemicals market size surged to USD 24.3 Billion in 2023 and is projected by the IMARC Group to reach USD 35.7 Billion by 2032, exhibiting a robust CAGR of 4.3% during 2024-2032.

(Source: <https://www.imarcgroup.com/fluorochemicals-market#:~:text=Market%20Overview%3A,4.3%25%20during%202024%2D2032.>)

Major Fluorochemicals

Hydrogen Fluoride

Presently, the production of all fluorochemicals relies on a highly energy-intensive method involving the toxic and corrosive gas hydrogen fluoride (HF). HF is generated by reacting the crystalline mineral called fluor spar (CaF₂) with sulphuric acid under harsh conditions. This process poses safety hazards and environmental concerns, particularly regarding HF spills.

(Source: ox.ac.uk)

Downstream Applications Catered to by GFL

Agrochemical majorly Insecticides, Herbicides & Fungicides	Plant Growth Regulators
--	-------------------------

Tetrafluoroethylene (TFE)

Tetrafluoroethylene, a synthetic gas, is transparent and odorless, with zero solubility in water. However, being an unsaturated fluorocarbon, it is vulnerable to nucleophilic attack, rendering it unstable. Upon decomposition, it releases carbon and carbon tetrafluoride (CF₄), and when exposed to air, it can form explosive peroxides. Polymerisation of tetrafluoroethylene results in polytetrafluoroethylene (PTFE), known by renowned brands like Teflon and Fluon. PTFE stands out as one of the two fluorocarbon resins solely composed of fluorine and carbon. The other resin, fluorinated ethylene propylene copolymer (FEP), blends tetrafluoroethylene with typically 6-9% hexafluoropropene (HFP), maintaining its composition of carbon and fluorine exclusively. Tetrafluoroethylene also serves in producing various copolymers, incorporating hydrogen and/or oxygen, leading to a diverse range of fluoroplastics and fluoroelastomers.

Downstream Applications Catered to by GFL

Pharmaceutical Intermediates	Agrochemical Pesticides and Intermediaries
------------------------------	--

Management Discussion and Analysis (Contd.)

Potassium Fluoride (KF)

Following hydrofluoric acid (HF), potassium fluoride (KF) serves as a primary fluoride ion source essential for various manufacturing and chemical applications. In organic chemistry, KF stands as the preferred fluoride source for converting chlorocarbons into fluorocarbons. These transformations typically occur in polar solvents like dimethylformamide, ethylene glycol, and dimethyl sulfoxide.

Additionally, potassium fluoride finds application in glass etching processes. Moreover, it plays a significant role in chemical manufacturing, particularly in fluorination processes, as well as serving as a flux for soldering and in insecticide formulations. Also, KF is used as a preservative and insecticide agent.

Downstream Applications Catered to by GFL

Pharmaceutical Intermediates	Agrochemical Pesticides and Intermediaries
------------------------------	--

Refrigerants

Refrigerants are meticulously formulated chemical compounds that transition between gas and liquid phases under specific temperatures and pressures, which are crucial for cooling applications. Found in refrigerators, air conditioners, and heat pumps, they are essential for both industrial and consumer use. Known for their low boiling points and heat absorption capabilities, refrigerants circulate within closed-loop systems, altering states to facilitate heat exchange. With thermodynamic properties like specific heat capacity, density, and thermal conductivity, they regulate temperatures by capturing heat from one environment and discharging it into another.

Downstream Applications Catered to by GFL

Air Conditioners

Bulk Chemicals Industry

Plants naturally generate specific chemicals in large quantities without the need for compositional alterations. These chemicals, such as ammonia, sulfuric acid, and sodium hydroxide, serve general purposes and are known as 'commodity chemicals'. Their widespread availability and easy acquisition make them readily accessible in the global market. Bulk chemical plants focus on consistently supplying these commodity chemicals to ensure competitive pricing and consumer accessibility.

Major Bulk Chemicals

Caustic Soda

Caustic soda, a fundamental chemical, plays a crucial role in numerous industries, serving as a key component for various

products. India boasts abundant production volumes of caustic soda, with most plants operating at around 80-85% efficiency.

Downstream Applications Catered to by GFL

Textiles	Soaps & Detergents	Alumina
----------	--------------------	---------

Chloroform

Chloroform or trichloromethane is a commonly used solvent for organic compounds. This colourless and volatile substance has a distinct and pleasant odour and does not dissolve in water. It is employed as both a solvent and a reagent in laboratory environments, with applications, including the dissolution of non-nucleic acid biomolecules during DNA and RNA extractions.

Downstream Applications Catered to by GFL

Feedstock for Refrigerant Gas	Solvent-Pharma
-------------------------------	----------------

Methylene Di Chloride

Methylene Chloride is a colourless, volatile liquid known for its chloroform-like odour. Its versatile applications extend across industries, including paint stripping, pharmaceutical manufacturing, paint remover production, and metal cleaning and degreasing. Additionally, due to its capacity to blend with various solvents and its high volatility, methylene chloride proves to be an invaluable solvent in numerous chemical processes.

Downstream Applications Catered to by GFL

Pharma Active, Pharmaceutical Ingredients	Foam Manufacturing	Agri-Chem & Pharma Formulation
---	--------------------	--------------------------------

Carbon Tetrachloride (CTC)

CTC serves as a vital raw material in the production of agrochemical intermediates, underscoring its significance in the agricultural sector. Chloroform holds a central position in the manufacturing of tetrafluoroethylene, a key component used in manufacturing polymers like PTFE. PTFE finds widespread use as a non-stick coating in cookware and various other applications.

Downstream Applications Catered to by GFL

Pesticides	Agricultural Chemicals	Plastics	Resins
------------	------------------------	----------	--------

Battery Chemicals Industry

The battery market is poised for strong growth due to the cell capacities being built up in US, EU & India. The increasing use of batteries in energy storage systems, electrical devices, and electric transportation is driving technological

DEMAND CATALYSTS



Surged demand for semiconductors and light bulbs



Boosted production of flat display panels and plastics



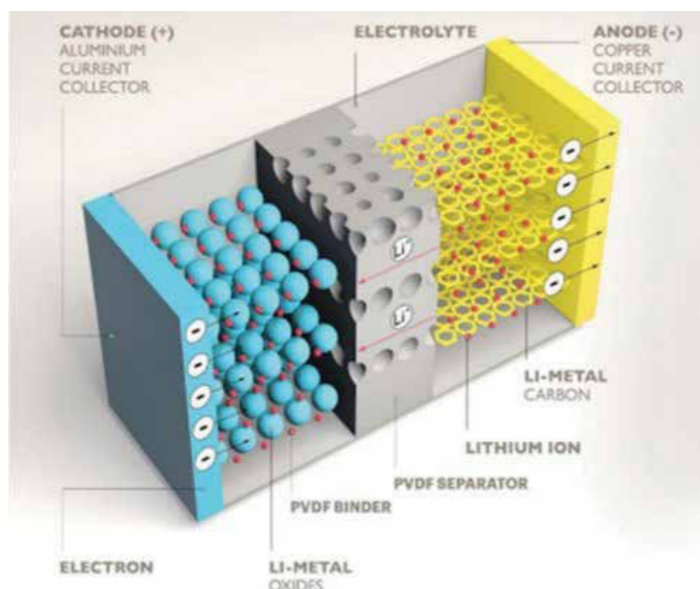
Increased demand for heating, ventilation, and air conditioning technology

Management Discussion and Analysis (Contd.)

advancements to enhance battery performance, durability, and safety. Moreover, the growing popularity of electric vehicles is a major factor fuelling battery demand. Additionally, valued at USD 120.74 Billion in 2023, the global battery market is expected to register a CAGR of 15.4% during the forecast period.

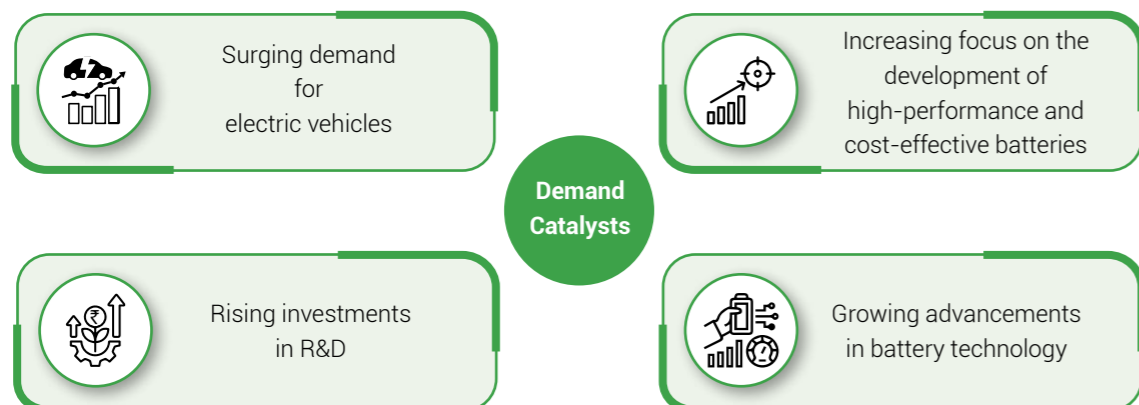
(Source: <https://www.polarismarketresearch.com/industry-analysis/battery-market>)

Cross-Section of a Lithium-Ion Battery



Value Chain of Components

Product	% of LFP Battery cost
Cathode	31
Anode	20
Electrolyte	6
Separator	6
Casing	4
Others	30



Management Discussion and Analysis (Contd.)

Key Downstream Sectors

Electric Vehicles Industry

Electric vehicles (EVs) represent a groundbreaking advancement in transportation technology, offering self-propelled mobility for both goods and passengers. They exist in various forms, such as plug-in hybrid electric vehicles (PHEVs), battery electric vehicles (BEVs), and hybrid electric vehicles (HEVs). EVs depend on stored energy from batteries, which can be conveniently recharged through methods like turbochargers and regenerative braking systems, effectively converting kinetic energy into electrical power.

In 2023, the global electric vehicle market surged to a substantial size of 25.6 million units. This growth is fuelled by several factors, including increasing concerns regarding environmental sustainability, the imperative to reduce emissions, ongoing advancements in battery technology, supportive governmental policies, and incentives, rising

public awareness, and substantial investments in renewable energy sources. Looking ahead, the market is poised to soar to 381.3 Million units by 2032, demonstrating an impressive CAGR of 34% from 2024 to 2032.

(Source: <https://www.imarcgroup.com/electric-vehicles-market>)

Electric Vehicle Batteries: A New-Age Segment

Among a select few, GFL distinguishes itself with a wide array of products for battery materials, ranging from Electrolyte Salts, Blended Electrolytes, LFP CAM, Fluoropolymer Binders, and additives. The Company is constructing a fully integrated manufacturing complex, with the initial capacity for LiPF6 at Jolva, Gujarat, already commissioned. Moreover, GFL manufactures battery material intermediates like battery-grade anhydrous hydrofluoric acid and lithium fluoride, and it also integrates backward into captive fluorspar mines in Morocco. GFL's products catering to the EV segment include:

PVDF Electrode Binders	PTFE Electrode Binders	LiPF6 Salt
Additives VC and FEC, Among Others	Electrolyte Formulations	Cathode Active Materials (CAM)LFP for LFP Battery & ESS

Solar Panels Industry

The appeal of solar energy as an alternative power source is further underscored by its favourable economics. The levelised cost of electricity for new solar capacity is over 50% lower than that of a new coal-fired power station. This cost advantage positions solar energy as a compelling choice for sustainable power generation solutions.

Several factors drive the increasing demand for solar cells, including heightened concerns regarding environmental pollution, and the availability of government incentives and tax rebates for solar panel installations. Additionally, rooftop installations have seen a significant uptick, and the architectural sector is increasingly adopting solar PV applications.

Furthermore, in 2022, the global solar photovoltaic (PV) market reached a valuation of approximately USD 150 Billion, and is anticipated to reach USD 383.78 Billion by 2032. This surge is expected to maintain a robust CAGR of 9.90% from 2023 to 2032.

Solar Panels: A New-Age Segment

Solar panels, crucial components of solar power plants, feature a back sheet made from PVDF film. Currently, GFL is in the process of commissioning India's inaugural PVDF solar film project. With its integrated PVDF manufacturing facilities, this plant is strategically positioned to serve the needs of both domestic and international markets.

GFL's Products Catering to the EV Segment

PVDF Solar Film

Hydrogen Fuel Cells and Electrolysers Industry

Green hydrogen, sourced entirely from renewable resources, represents a major breakthrough in sustainable energy solutions. In contrast to grey hydrogen, which holds a staggering 95% market and is produced via natural gas steam reforming, green hydrogen emits significantly lower levels of CO₂.

The escalating demand for green hydrogen stems from its ability to drastically reduce carbon emissions, fulfil the world's increasing energy needs, and promote environmental sustainability. As a long-term energy solution, its adoption is expected to surge. Growing awareness of hydrogen's merits as an energy carrier is poised to propel the global green hydrogen market forward. Moreover, rising environmental concerns emphasise the urgent need for clean energy generation, further driving the industry's momentum towards emission reduction. The global green hydrogen market was valued at around USD 6.26 Billion in 2023, with projections indicating a staggering increase to over USD 165.84 Billion by 2033. This trajectory is set to maintain a robust CAGR of 38.77% from 2024 to 2033.

GFL's Products Catering to the Hydrogen Fuel Cells/ Electrolysers Segment

Fluoropolymers (FKM, PTFE and FEP)	Proton Exchange Membranes (PEM) for Fuel Cells and Electrolysers	Charging Accessories
------------------------------------	--	----------------------

Management Discussion and Analysis (Contd.)

Company Overview

Gujarat Fluorochemicals Limited (referred to as 'GFL' or 'the Company') is a trusted manufacturer of fluoropolymers, fluorochemicals, and bulk chemicals. As part of the INOXGFL Group, which spans diverse business sectors like fluoropolymers, specialty chemicals, wind energy, and renewables, GFL has a strong foundation built on innovation and sustainability.

The Company's expertise in fluorine chemistry, coupled with vertical integration from natural minerals to fluoropolymers, along with robust R&D capabilities, enables it to consistently deliver high-quality products meeting global regulatory standards. GFL holds a prominent position in the global fluoropolymers market, ranking among the industry's leading players. Moreover, with a focus on expansion, the Company caters to markets worldwide, including Europe, North and South America, and Asia.

The Company's advanced facilities and robust R&D setup ensure compliance with the highest quality standards and regulatory requirements, enabling it to effectively serve the needs of its global clientele. Sustainability is at the core of GFL's operations throughout its value chain. As a committed signatory to the United Nations Global Compact (UNGC) and a member of the Indian Chemical Council (ICC), the Company prioritises health, safety, and environmental concerns, guaranteeing the well-being and security of its workforce. Furthermore, GFL's holistic sustainability initiatives position it as a reliable long-term partner for customers worldwide.

Expanding Capacities and Capabilities

- Commissioned additional capacities for FKM, PVDF, and PFA, under stabilisation and sales. Ramped up production with the new specialty chemical plant.
- Established an initial commercial capacity for LiPF₆ to seed the market.
- Launched an integrated battery chemical complex in Jolva, Gujarat. Built India's first PVDF solar film project—ideally suited to cater to both domestic and international markets—with its own integrated PVDF manufacturing facilities.
- Developed the changeover from Fluorinated Polymerisation Aids (FPAs) used in PTFE to Non-Fluorinated Polymerisation Aids (NFPAs), ensuring sustainable manufacturing of emulsion polymerisation. Currently, the transition from FPAs to NFPAs is underway in other fluoropolymers as well.

Product Portfolio

Drawing on three decades of market experience, GFL has curated a portfolio centred around fluorine chemistry. The

Company's extensive industry insight, combined with years of potential and capacity accumulation, has solidified its position as a frontrunner in the segment. With an indomitable commitment to superior quality standards, GFL serves global markets with its meticulously developed products.

Furthermore, the Company is venturing into innovative industries, such as EV batteries, solar power, and hydrogen power cell technologies with its advanced product line-up. GFL's business operations encompass four distinct verticals:

- Fluoropolymers
- Fluorochemicals
- Bulk chemicals
- New-age industries (including battery chemicals, solar energy, green hydrogen and energy storage systems, among others)

State-of-the-Art Manufacturing Units

Located in Gujarat, GFL's boasts robust manufacturing facilities spread across Ranjitnagar, Dahej, and Jolva. The Ranjitnagar facility specialises in producing specialty chemicals and refrigerants, while the Dahej and Jolva facilities cater to fluoropolymers, specialty chemicals, bulk chemicals, and new-age chemical production. With vertical integration established across all facilities, the Company is positioned to emerge as one of the most dependable producers in the fluoropolymer vertical. Additionally, to keep pace with the increasing demand for its products, GFL plans to expand its operations by establishing one to two additional sites in India.

Additionally, the Company's facility in Morocco is actively engaged in exploring fluorspar mines, along with the mining and beneficiation of the extracted ore. This strategic setup not only enhances the Company's value proposition but also enables it to offer additional value to clients worldwide.

The Company's manufacturing unit in Dubai specialises in producing and trading industrial chemicals, detergents, disinfectants, industrial and liquefied natural gas, industrial solvents, medicinal chemicals, oilfield chemicals and plastic & nylon raw materials. At present, the unit plans to establish an Refrigerant plant in the coming years.

Manufacturing Locations

- Ranjitnagar, Gujarat, India
- Jolva, Gujarat, India
- Dahej, Gujarat, India
- Casablanca, Morocco
- Dubai, UAE

Management Discussion and Analysis (Contd.)

Key Financial Highlights and Ratios

Sr. No.	Particulars	Year Ended 31 st March, 2024	Year Ended 31 st March, 2023	% Variance	Reason for Variance for > 25%
1	Current ratio (in times)	1.37	1.52	(9.79)	Not applicable.
2	Debt-equity ratio (in times)	0.34	0.26	27.44	On account of increase in non-current borrowings.
3	Debt service coverage ratio (in times)	3.29	2.52	30.48	On account of increase in non-current borrowings.
4	Return on equity (ROE) (in %)	7.31	27.82	(73.71)	On account of substantial decrease in earnings.
5	Inventory turnover ratio (in times)	3.39	5.84	(42.03)	On account of decrease in sales.
6	Trade receivables turnover ratio (in times)	2.91	4.81	(39.52)	On account of decrease in sales.
7	Trade payable turnover ratio (in times)	4.69	6.19	(24.15)	Not applicable.
8	Net capital turnover ratio (in times)	2.07	3.66	(43.32)	On account of decrease in sales.
9	Net profit ratio (in %)	10.65	24.50	(56.55)	On account of sales price and volume reduction due to overall slowdown in chemical sector.
10	Return on capital employed (ROCE) (in %)	8.41	26.72	(68.51)	On account of substantial decrease in earnings.
11	Return on investment (ROI) (in %)	(10.50)	3.92	(368.01)	On account of loss on sale of venture capital fund during the year and gain on sale of mutual fund in the previous year.
12	Interest service coverage ratio (in times)	5.84	13.12	(55.49)	On account of increase in non-current borrowings and decrease in earnings.
13	Operating profit margin (in %)	15.79	33.20	(52.44)	On account of substantial decrease in earnings.

Newer Opportunities

- Batteries for mobility applications, such as electric vehicles (EVs) will account for the vast bulk of demand in 2030—about 4,300 GWh—an unsurprising trend seeing that mobility is growing rapidly.
- The market size of the global semiconductor industry is expected to reach USD 630 Billion by 2025. Along with technology advancement, several verticals, including automotive, industrial, communications, and consumer electronics sectors, will undergo industry-wide transformation, which will contribute to further demand for semiconductors.
- According to ICRA, India's solar photovoltaic (PV) module manufacturing capacity is expected to

increase to over 60 GW by 2025 from the current level of 37 GW with improved backward integration into cell and wafer manufacturing.

- Green hydrogen and its derivatives play a pivotal role in decarbonising sectors facing challenges in emissions reduction where alternative solutions are either scarce or difficult to implement. This encompasses heavy industry, shipping, aviation, and heavy-duty transport.
- As part of the National Green Hydrogen Mission, India aims to establish a green hydrogen production capacity of at least 5 Million metric tonnes (MMT) per annum, accompanied by an addition of approximately 125 GW of renewable energy capacity. This initiative is expected to catalyse growth in the fluoropolymer market in India.

Management Discussion and Analysis (Contd.)

Key Threats

The fluorochemicals industry encounters significant challenges stemming from high production costs, capital expenditure requirements, and technological demands. As emerging applications consistently drive demand, there exists an urgent imperative to invest in research & development for crafting new grades of fluoropolymers essential for market needs. However, industry growth is often hindered by the extensive validation required from customers, which involves time-consuming testing protocols.

Given that a substantial portion of its revenue generates from exports, the Company is susceptible to risks associated with fluctuations in foreign exchange rates, volatility in raw material prices, and increasing freight costs. These factors could potentially impact the industry in the near term, necessitating the implementation of proactive measures to mitigate risks and maintain competitiveness.

Human Resources

GFL's places significant importance on the welfare of its employees, reflecting the strength and stability of the Company. The Company continuously strives to enhance HR processes, including recruitment, performance management, learning and development, workforce planning, and employee welfare. GFL fosters a work environment that champions performance, role clarity, cooperation, and mutual respect, backed by significant investments aimed at enriching the lives of its employees.

Through this culture, the Company nurtures a sense of unity, valuing each employee for their skills and expertise. Over the years, GFL has built a dedicated team by fostering a nurturing environment, providing comprehensive training, implementing robust talent management practices, and acknowledging performance. Furthermore, GFL is committed to empowering its team to achieve their personal goals and contribute their best towards organisational objectives. As of 31st March, 2024, the Company's team comprises 3,242 employees.

Risk Management and Internal Audits

GFL prides itself on having a team of highly skilled professionals dedicated to effectively managing risks and ensuring the identification and mitigation of potential threats to its business. The Company's Enterprise Risk Management (ERM) system facilitates structured risk mitigation across functions, with cross-functional teams working seamlessly to address challenges.

The Board of Directors, comprising senior-level members, plays a pivotal role in assessing long-term and macro risks, complementing the Company's ERM efforts. In addition, GFL's in-house Internal Audit Department consists of experts from finance, data analytics, and chemical disciplines, ensuring robust audit compliance management. Through close collaboration with reputable audit firms specialising in internal audits and assurance, the Company's Internal Audit Department continuously enhances operations, identifies areas for improvement, and implements best practices to sustain its business growth trajectory. For detailed information on the Risk Management section, please refer to Page No. 44.

Cautionary Statement

This document contains statements about expected future events and the financial and operating results of Gujarat Fluorochemicals Limited, which are forward-looking. By their nature, forward-looking statements require the Company to make assumptions and are subject to inherent risks and uncertainties. There is a significant risk that the assumptions, predictions, and other forward-looking statements will not prove to be accurate. Readers are cautioned not to place undue reliance on forward-looking statements, as a number of factors could cause assumptions, actual future results, and events to differ materially from those expressed in the forward-looking statements. Accordingly, this document is subject to the disclaimer and qualified in its entirety by the assumptions, qualifications, and risk factors referred to in the Management Discussion and Analysis Report of Gujarat Fluorochemicals Limited's Integrated Annual Report, 2023-24.

Gujarat Fluorochemicals Limited

(CIN: L24304GJ2018PLC105479)

Registered Office: Survey No. 16/3, 26 & 27, Village Ranjitnagar, Taluka Ghoghamba, District Panchmahal – 389380, Gujarat

Telephone: +91 2678 248153, **Email:** bvdesai@gfl.co.in

Website: www.gfl.co.in

Notice of Sixth Annual General Meeting

Dear Member(s),

NOTICE is hereby given that the **6th (Sixth) Annual General Meeting** of Members of Gujarat Fluorochemicals Limited ("the Company") will be held on **Friday, 27th September, 2024, at 11:30 A.M.**, through Video Conferencing ("VC")/ Other Audio Visual Means ("OAVM"), to transact the following businesses:

ORDINARY BUSINESS

Item No.1 Adoption of Financial Statements

To consider and, if thought fit, to pass, the following resolution as an **Ordinary Resolution**:

"RESOLVED THAT

- the Audited Standalone Financial Statements of the Company for the Financial Year ended 31st March, 2024, the reports of the Board of Directors and Auditors thereon; and
- the Audited Consolidated Financial Statements of the Company for the Financial Year ended 31st March, 2024 and the report of the Auditors thereon be and are hereby received and adopted."

Item No.2 Declaration of Final Dividend on Equity Shares of the Company for the Financial Year ended 31st March, 2024

To consider and, if thought fit, to pass, the following resolution as an **Ordinary Resolution**:

"RESOLVED THAT Final Dividend @ ₹ 3.00 per Equity Share having face value of ₹ 1/- each be and is hereby declared and the same be paid to those Members whose names appear on the Register of Members of the Company as on **20th September, 2024** in respect of Shares held in physical form and to those beneficial owner of shares (BENPOS) received from National Securities Depository Limited (NSDL) and Central Depository Services (India) Limited (CDSL), as on **20th September, 2024** in respect of shares held in Electronic Form."

Item No.3 Re-appointment of Mr. Devendra Kumar Jain (DIN: 00029782) as Director of the Company

To consider and, if thought fit, to pass, the following resolution as an **Ordinary Resolution**:

"RESOLVED THAT Mr. Devendra Kumar Jain (DIN: 00029782), who retires by rotation and has offered himself for re-appointment, be and is hereby re-appointed as a Director of the Company."

Item No.4 Re-appointment of Independent Statutory Auditors of the Company

To consider and, if thought fit, to pass, the following resolution as an **Ordinary Resolution**:

"RESOLVED THAT pursuant to Sections 139, 141, 142 and other applicable provisions, if any, of the Companies Act, 2013 read with the Companies (Audit and Auditors) Rules, 2014 (including any statutory modification(s) or re-enactment(s) thereof for the time being in force) and pursuant to the recommendation of the Audit Committee and the Board of Directors of the Company, M/s Patankar & Associates, Chartered Accountants, Pune (Firm Registration Number 107628W), be and are hereby re-appointed as an Independent Statutory Auditors of the Company for the second term of 5 (five) consecutive years, from the conclusion of this 6th Annual General Meeting till the conclusion of the 11th Annual General Meeting, at such remuneration as may be decided by the Board of Directors in consultation with the Independent Statutory Auditors of the Company."

SPECIAL BUSINESS

Item No.5 Appointment of Mr. Shesh Narayan Pandey (DIN: 02000823) as Director and Whole-time Director of the Company

To consider and, if thought fit, to pass, the following resolution as an **Ordinary Resolution**:

"RESOLVED THAT Mr. Shesh Narayan Pandey (DIN: 02000823) who was appointed by the Board of Directors as an Additional Director of the Company with effect from **13th August, 2024** pursuant to the provisions of Section 161 of the Companies Act, 2013 and who holds office up to the date of this Annual General Meeting of the Company and in respect of whom Nomination and Remuneration Committee had given recommendation for his appointment as Director of the Company, be and is hereby appointed as Director of the Company."

"RESOLVED FURTHER THAT pursuant to the provisions of Sections 196, 197, 203 read with Schedule V and all

Notice (Contd.)

other applicable provisions, if any, of the Companies Act, 2013 and the Companies (Appointment and Remuneration of Managerial Personnel) Rules, 2014 and the applicable provisions of the Securities and Exchange Board of India (Listing Obligations and Disclosure Requirements) Regulations, 2015 (including any statutory modification(s) or re-enactment(s) thereof, for the time being in force), Mr. Shesh Narayan Pandey (DIN: 02000823), be and is hereby appointed, as Whole-time Director of the Company for a period of one year commencing from **13th August, 2024** on a remuneration upto ₹ 116 Lakhs per annum (the remuneration is to be bifurcated by way of salary, allowances, performance pay and perquisites as per the rules and regulations of the Company), subject to the same not exceeding limits specified under Schedule V of the Companies Act, 2013 or any statutory modification(s) thereof and on the terms and conditions decided by the Board."

"RESOLVED FURTHER THAT the Board of Directors (including its Committee thereof) or the Company Secretary of the Company, be and are hereby authorized to do all such acts, deeds, matters and things as may be considered necessary, desirable or expedient to give effect to this resolution."

Item No.6 Approval of payment of remuneration to Mr. Devendra Kumar Jain (DIN: 00029782) Non-Executive Director of the Company for the Financial Year 2023-24 which is in excess of fifty percent of the total remuneration to all Non-Executive Directors of the Company for the Financial Year 2023-24

To consider and, if thought fit, to pass, the following resolution as a **Special Resolution**:

"RESOLVED THAT pursuant to the Regulation 17 (6) (ca) of the SEBI (Listing Obligations and Disclosure Requirements) Regulations, 2015 ('Listing Regulations') and any other applicable provisions of the Listing Regulations, approval of the Shareholders be and is hereby accorded for payment of Remuneration by way of Commission (excluding sitting

fees) of ₹ 572.23 Lakhs to **Mr. Devendra Kumar Jain (DIN: 00029782)** Non-Executive Director of the Company, for the Financial Year 2023-24 which is in excess of fifty percent of total remuneration paid to all Non-Executive Directors for the Financial Year 2023-24."

"RESOLVED FURTHER THAT Board of Directors of the Company be and is hereby authorized to take all such steps as may be necessary, proper and expedient to give effect to the above resolution."

Item No.7 Ratification of approval of payment of remuneration to the Cost Auditor of the Company

To consider and, if thought fit, to pass, the following resolution as an **Ordinary Resolution**:

"RESOLVED THAT pursuant to the provisions of Section 148 and all other applicable provisions of the Companies Act, 2013 ('the Act') read with the Companies (Audit and Auditors) Rules, 2014 including any statutory modification(s) or re-enactment(s) thereof, for the time being in force, the remuneration of ₹ 5.00 Lakhs exclusive of GST and reimbursement of out of pocket expenses, at actual, as approved by Board of Directors of the Company, to be paid to M/s Kailash Sankhlecha & Associates, Cost Auditor (Membership No.: M12055) of the Company for conducting the audit of the cost records of the Company for the Financial Year ended on 31st March, 2024, be and is hereby ratified and confirmed."

"RESOLVED FURTHER THAT the Board of Directors (including its Committee thereof) or the Company Secretary of the Company, be and are hereby authorized to do all such acts, deeds, matters and things as may be considered necessary, desirable or expedient to give effect to this resolution."

By order of the Board of Directors

Date : 13th August, 2024
Place : Vadodara

Bhavin Desai
Company Secretary
FCS: 7952

Notice (Contd.)

NOTES:

- Final dividend of ₹ 3/- per share, i.e. at the rate of 300% on face value of ₹ 1/- each for the year ended 31st March, 2024, as recommended by the Board, if declared at the AGM, will be payable to those persons whose names appear in the Register of Members of the Company as at the close of business hours on **20th September, 2024**. Dividend will be paid within 30 days from the date of AGM.
- Explanatory Statement pursuant to Section 102 of the Companies Act, 2013 ("Act"), which sets out details of material facts relating to the Special businesses to be transacted at this AGM, is annexed hereto.
- Pursuant to the General Circular Nos. 14/2020 dated 8th April, 2020, 17/2020 dated 13th April, 2020, 20/2020 dated 5th May, 2020 and 09/2023 dated 25th September, 2023 in relation to "Clarification on holding of Annual General Meeting ("AGM") through Video Conferencing (VC) or Other Audio Visual Means (OAVM)", (collectively referred to as "MCA Circulars") issued by the Ministry of Corporate Affairs ("MCA"), companies are allowed to hold the Annual General Meeting ("AGM") through Video Conferencing / Other Audio Visual Means ('VC/OAVM'), without the physical presence of the members at a common venue. Hence, in compliance with the Circulars, the AGM of the Company will be held through VC/OAVM. The registered office of the Company shall be deemed to be the venue for the AGM.
- Since this AGM is being held through VC/OAVM, pursuant to the Circulars, physical attendance of the members has been dispensed with. Accordingly, the facility for appointment of proxies by the members will not be available for the AGM. Hence the Proxy Form, Attendance Slip and Route Map are not annexed to this Notice.
- The Members can join the AGM in the VC/OAVM mode 15 minutes before and after the scheduled time of the commencement of the Meeting by following the procedure mentioned in the Notice. The facility of participation at the AGM through VC/OAVM will be made available for 1000 members on first come first served basis. This will not include large Shareholders (Shareholders holding 2% or more shareholding), Promoters, Institutional Investors, Directors, Key Managerial Personnel, the Chairpersons of the Audit Committee, Nomination and Remuneration Committee and Stakeholders Relationship Committee, Auditors etc. who are allowed to attend the AGM without restriction on account of first come first served basis.

- The attendance of the Members attending the AGM through VC/OAVM will be counted for the purpose of reckoning the quorum under Section 103 of the Companies Act, 2013.
- Pursuant to the provisions of Section 108 of the Companies Act, 2013 read with Rule 20 of the Companies (Management and Administration) Rules, 2014 (as amended) and Regulation 44 of SEBI (Listing Obligations and Disclosure Requirements) Regulations, 2015 (as amended), and the MCA Circulars, the Company is providing facility of remote e-Voting to its Members in respect of the business(es) to be transacted at the AGM. For this purpose, the Company has entered into an agreement with National Securities Depository Limited (NSDL) for facilitating voting through electronic means, as the authorized agency. The facility of casting votes by a member using remote e-Voting system as well as venue voting on the date of the AGM will be provided by NSDL.
- In compliance with the aforesaid MCA Circulars and Section VI – J of Chapter VI of SEBI Master Circular No. SEBI/HO/CFD/PoD2/CIR/P/2023/120 dated 11th July, 2023 read with SEBI Circular No. SEBI/HO/CFD/CFD-PoD-2/CIR/2023/167 dated 7th October, 2023 issued by Securities Exchange Board of India ("SEBI") (collectively referred to as "SEBI Circulars"), Notice of the AGM along with the Annual Report is being sent only through electronic mode to those members whose email addresses are registered with the Company/ Depositories. Members may note that the Notice and Annual Report will also be available on the Company's website at www.gfl.co.in, website of stock exchanges i.e. BSE Limited at www.bseindia.com and National Stock Exchange of India Limited at www.nseindia.com and on the website of NSDL at www.evoting.nsdl.com.
- Body Corporates who intend to authorize representatives to participate and vote on their behalf in the meeting to be held through VC/OAVM are requested to send, in advance, a duly certified copy of the relevant board resolution/ letter of authority/power of attorney to the Scrutinizer by e-mail to samdanics@gmail.com and to the Company at bvdesai@gfl.co.in / bhavesj.jingar@gfl.co.in through its registered e-mail Address.
- SEBI has, vide its Circular No. SEBI/HO/MIRSD/MIRSD_RTAMB/P/CIR/2021/655 dated 3rd November, 2021 and subsequent Circulars issued in this regard, mandated to furnish PAN, KYC details (i.e. full address with pin code, mobile no., email id, bank details) and Nomination details by holders of physical securities through Form ISR-1.

Notice (Contd.)

In order to mitigate unintended challenges on account of freezing of folios, SEBI has, vide its Circular No. SEBI/HO/MIRSD/POD-1/P/CIR/2023/181 dated 17th November, 2023, done away with the provision regarding freezing of folios that have not registered their PAN, KYC and Nomination details.

The Company has sent individual letters to all the Members holding shares of the Company in physical form for furnishing their PAN, KYC and Nomination details. Members holding shares of the Company in physical form.

Further, relevant FAQs published by SEBI on its website can be accessed at: https://www.sebi.gov.in/sebi_data/faqfiles/jan-2024/1704433843359.pdf.

11. Members may please note that SEBI has mandated listed companies to issue securities in demat form only while processing any service requests viz. issue of duplicate securities certificate; claim from Unclaimed Suspense Account; renewal/exchange of securities certificate; endorsement; sub-division/splitting of securities certificate; consolidation of securities certificates/folios; transmission and transposition. Accordingly, Members are requested to make service requests by submitting a duly filled and signed Form ISR-4 / ISR-5, the format of which is available at SEBI Circular No. SEBI/HO/MIRSD/POD-1/P/CIR/2024/37 dated 7th May, 2024. It may be noted that any service request or complaint can be processed only after the folio is KYC compliant.
12. Nomination facility as per the provisions of Section 72 of the Act is available to individuals holding shares in the Company. Members can nominate a person in respect of all the shares held by him singly or jointly. Members holding shares in physical form and who have not yet registered their nomination are requested to register the same by submitting Form No. SH-13. If a member desires to opt out or cancel the earlier nomination and record a fresh nomination, he/she may submit the same in Form ISR-3 or SH-14 as the case may be. The said forms can be downloaded from the website of the Company and RTA. Members holding shares in electronic form may approach their respective DPs for completing the nomination formalities.

13. All documents referred to in the Notice will also be available electronically for inspection without any fee by the members from the date of circulation of this Notice up to the date of AGM during business hours. Members seeking to inspect such documents can send a request from their registered E-mail Id mentioning their name, DP ID and Client ID / Folio No., PAN and Mobile No. to the Company at bhavesh.jingar@gfl.co.in.

14. The instructions for Members for Remote e-Voting and joining the AGM are as under:

The remote e-Voting period begins on **Tuesday, 24th September, 2024** at **09:00 A.M.** and ends on **Thursday, 26th September, 2024** at **05:00 P.M.** The remote e-Voting module shall be disabled by NSDL for voting thereafter. The Members, whose names appear in the Register of Members / Beneficial Owners as on the record date (cut-off date) i.e. **20th September, 2024**, may cast their vote electronically. The voting right of shareholders shall be in proportion to their share in the paid-up equity share capital of the Company as on the cut-off date, being **20th September, 2024**. A person who becomes a member after the cut-off date should treat this notice for information purpose only.

How do I vote electronically using NSDL e-Voting system?

The way to vote electronically on NSDL e-Voting system consists of "Two Steps" which are mentioned below:




Step 1: Access to NSDL e-Voting system

A) Login method for e-Voting and joining virtual meeting for Individual shareholders holding securities in demat mode

In terms of SEBI circular dated 9th December, 2020 on e-Voting facility provided by Listed Companies, Individual shareholders holding securities in demat mode are allowed to vote through their demat account maintained with Depositories and Depository Participants. Shareholders are advised to update their mobile number and email Id in their demat accounts in order to access e-Voting facility.

Notice (Contd.)

Login method for Individual shareholders holding securities in demat mode is given below:

Type of shareholders	Login Method
Individual Shareholders holding securities in demat mode with NSDL	<ol style="list-style-type: none"> 1. Existing IDeAS user can visit the e-Services website of NSDL Viz. https://eservices.nsdl.com either on a Personal Computer or on a mobile. On the e-Services home page click on the "Beneficial Owner" icon under "Login" which is available under 'IDeAS' section, this will prompt you to enter your existing User ID and Password. After successful authentication, you will be able to see e-Voting services under Value added services. Click on "Access to e-Voting" under e-Voting services and you will be able to see e-Voting page. Click on company name or e-Voting service provider i.e. NSDL and you will be re-directed to e-Voting website of NSDL for casting your vote during the remote e-Voting period or joining virtual meeting & voting during the meeting. 2. If you are not registered for IDeAS e-Services, option to register is available at https://eservices.nsdl.com. Select "Register Online for IDeAS Portal" or click at https://eservices.nsdl.com/SecureWeb/IdeasDirectReg.jsp 3. Visit the e-Voting website of NSDL. Open web browser by typing the following URL: https://www.evoting.nsdl.com/ either on a Personal Computer or on a mobile. Once the home page of e-Voting system is launched, click on the icon "Login" which is available under 'Shareholder/Member' section. A new screen will open. You will have to enter your User ID (i.e. your sixteen digit demat account number hold with NSDL), Password/OTP and a Verification Code as shown on the screen. After successful authentication, you will be redirected to NSDL Depository site wherein you can see e-Voting page. Click on company name or e-Voting service provider i.e. NSDL and you will be redirected to e-Voting website of NSDL for casting your vote during the remote e-Voting period or joining virtual meeting & voting during the meeting. 4. Shareholders/Members can also download NSDL Mobile App "NSDL Speede" facility by scanning the QR code mentioned below for seamless voting experience. <div style="text-align: center;"> <p>NSDL Mobile App is available on</p>    </div>
Individual Shareholders holding securities in demat mode with CDSL	<ol style="list-style-type: none"> 1. Users who have opted for CDSL Easi / Easiest facility, can login through their existing user id and password. Option will be made available to reach e-Voting page without any further authentication. The users to login Easi/Easiest are requested to visit CDSL website www.cdslindia.com and click on login icon & New System Myeasi Tab and then use your existing Myeasi username & password. 2. After successful login the Easi / Easiest user will be able to see the e-Voting option for eligible companies where the e-Voting is in progress as per the information provided by company. On clicking the e-Voting option, the user will be able to see e-Voting page of the e-Voting service provider for casting your vote during the remote e-Voting period or joining virtual meeting & voting during the meeting. Additionally, there is also links provided to access the system of all e-Voting Service Providers, so that the user can visit the e-Voting service providers' website directly.

Notice (Contd.)

Type of shareholders	Login Method
	<p>3. If the user is not registered for Easi/Easiest, option to register is available at CDSL website www.cdslindia.com and click on login & New System Myeasi Tab and then click on registration option.</p> <p>4. Alternatively, the user can directly access e-Voting page by providing Demat Account Number and PAN No. from e-Voting link available on www.cdslindia.com home page. The system will authenticate the user by sending OTP on registered Mobile & E-mail as recorded in the Demat Account. After successful authentication, user will be able to see the e-Voting option where the e-Voting is in progress and also able to directly access the system of all e-Voting Service Providers.</p>
Individual Shareholders (holding securities in demat mode) login through their Depository Participants (DPs)	You can also login using the login credentials of your demat account through your Depository Participant registered with NSDL/CDSL for e-Voting facility upon logging in, you will be able to see e-Voting option. Click on e-Voting option, you will be redirected to NSDL/CDSL Depository site after successful authentication, wherein you can see e-Voting feature. Click on company name or e-Voting service provider i.e. NSDL and you will be redirected to e-Voting website of NSDL for casting your vote during the remote e-Voting period or joining virtual meeting & voting during the meeting.

Important note: Members who are unable to retrieve User ID/ Password are advised to use Forget User ID and Forget Password option available at abovementioned website.

Helpdesk for Individual Shareholders holding securities in demat mode for any technical issues related to login through Depository i.e. NSDL and CDSL

Login type	Helpdesk details
Individual Shareholders holding securities in demat mode with NSDL	Members facing any technical issue in login can contact NSDL helpdesk by sending a request at evoting@nsdl.co.in or call at 022 - 4886 7000 and 022 - 2499 7000
Individual Shareholders holding securities in demat mode with CDSL	Members facing any technical issue in login can contact CDSL helpdesk by sending a request at helpdesk.evoting@cdslindia.com or contact at toll free no. 1800 22 55 33

B) Login Method for e-Voting and joining virtual meeting for shareholders other than Individual shareholders holding securities in demat mode and shareholders holding securities in physical mode

How to Log-in to NSDL e-Voting website?

1. Visit the e-Voting website of NSDL. Open web browser by typing the following URL: <https://www.evoting.nsdl.com/> either on a Personal Computer or on a mobile.
2. Once the home page of e-Voting system is launched, click on the icon "Login" which is available under 'Shareholder/ Member' section.
3. A new screen will open. You will have to enter your User ID, your Password/OTP and a Verification Code as shown on the screen.

Alternatively, if you are registered for NSDL e-Services i.e. IDeAS, you can log-in at <https://eservices.nsdl.com/> with your existing IDeAS login. Once you log-in to NSDL e-Services after using your log-in credentials, click on e-Voting and you can proceed to Step 2 i.e. Cast your vote electronically.

4. Your User ID details are given below :

Manner of holding shares i.e. Demat (NSDL or CDSL) or Physical	Your User ID is:
a) For Members who hold shares in demat account with NSDL	8 Character DP ID followed by 8 Digit Client ID For example, if your DP ID is IN300*** and Client ID is 12***** then your user ID is IN300***12*****.
b) For Members who hold shares in demat account with CDSL	16 Digit Beneficiary ID For example, if your Beneficiary ID is 12***** then your user ID is 12*****.
c) For Members holding shares in Physical Form	EVEN Number followed by Folio Number registered with the Company For example, if folio number is 001*** and EVEN is 101456 then user ID is 101456001***

Notice

5. Password details for shareholders other than Individual shareholders are given below:
 - a) If you are already registered for e-Voting, then you can use your existing password to login and cast your vote.
 - b) If you are using NSDL e-Voting system for the first time, you will need to retrieve the 'initial password' which was communicated to you. Once you retrieve your 'initial password', you need to enter the 'initial password' and the system will force you to change your password.
 - c) How to retrieve your 'initial password'?
 - (i) If your email ID is registered in your demat account or with the Company, your 'initial password' is communicated to you on your e-mail ID. Trace the e-mail sent to you from NSDL from your mailbox. Open the e-mail and open the attachment i.e. a .pdf file. Open the .pdf file. The password to open the .pdf file is your 8 digits client ID for NSDL account, last 8 digits of client ID for CDSL account or folio number for shares held in physical form. The .pdf file contains your 'User ID' and your 'initial password'.
 - (ii) If your e-mail ID is not registered, please follow steps mentioned below in **process for those shareholders whose e-mail IDs are not registered.**
6. If you are unable to retrieve or have not received the 'Initial Password' or have forgotten your password:
 - a) Click on "[Forgot User Details/Password?](#)"(If you are holding shares in your demat account with NSDL or CDSL) option available on www.evoting.nsdl.com.
 - b) "[Physical User Reset Password?](#)" (If you are holding shares in physical mode) option available on www.evoting.nsdl.com.
 - c) If you are still unable to get the password by aforesaid two options, you can send a request at evoting@nsdl.co.in mentioning your demat account number/folio number, your PAN, your name and your registered address etc.
 - d) Members can also use the OTP (One Time Password) based login for casting the votes on the e-Voting system of NSDL.
7. After entering your password, tick on Agree to "Terms and Conditions" by selecting on the check box.
8. Now, you will have to click on "Login" button.
9. After you click on the "Login" button, Home page of e-Voting will open.

Step 2: Cast your vote electronically and join General Meeting on NSDL e-Voting system

How to cast your vote electronically and join General Meeting on NSDL e-Voting system?

1. After successful login at Step 1, you will be able to see all the companies "EVEN" in which you are holding shares and whose voting cycle and General Meeting is in active status.
2. Select "EVEN" of company for which you wish to cast your vote during the remote e-Voting period and casting your vote during the General Meeting. For joining virtual meeting, you need to click on "VC/OAVM" link placed under "Join Meeting".
3. Now you are ready for e-Voting as the Voting page opens.
4. Cast your vote by selecting appropriate options i.e. assent or dissent, verify/modify the number of shares for which you wish to cast your vote and click on "Submit" and also "Confirm" when prompted.
5. Upon confirmation, the message "Vote cast successfully" will be displayed.
6. You can also take the printout of the votes cast by you by clicking on the print option on the confirmation page.
7. Once you confirm your vote on the resolution, you will not be allowed to modify your vote.

General Guidelines for shareholders

1. Institutional shareholders (i.e. other than individuals, HUF, NRI etc.) are required to send scanned copy (PDF/JPG Format) of the relevant Board Resolution/ Authority letter etc. with attested specimen signature of the duly Authorized Signatory(ies) who are authorized to vote, to the Scrutinizer by e-mail to samdanic@gmail.com with a copy marked to evoting@nsdl.co.in. Institutional shareholders (i.e. other than individuals, HUF, NRI etc.) can also upload their Board Resolution / Power of Attorney / Authority Letter etc. by clicking on "Upload Board Resolution

Notice

/ Authority Letter" displayed under "e-Voting" tab in their login.

- It is strongly recommended not to share your password with any other person and take utmost care to keep your password confidential. Login to the e-Voting website will be disabled upon five unsuccessful attempts to key in the correct password. In such an event, you will need to go through the "Forgot User Details/Password?" or "Physical User Reset Password?" option available on www.evoting.nsdl.com to reset the password.
- In case of any queries, you may refer the Frequently Asked Questions (FAQs) for Shareholders and e-Voting user manual for Shareholders available at the download section of www.evoting.nsdl.com or call on: 022 – 4886 7000 and 022 – 2499 7000 or send a request to Ms. Pallavi Mhatre at evoting@nsdl.co.in.

Process for those Shareholders whose e-mail ids are not registered with the depositories for procuring User id and Password and registration of e-mail ids for e-Voting for the resolutions set out in this notice:

- In case shares are held in physical mode please provide Folio No., Name of shareholder, scanned copy of the Share Certificate (front and back), PAN (self-attested scanned copy of PAN card), (self-attested scanned copy of Aadhar Card) by e-mail to alpesh.gandhi@linkintime.co.in.
- In case shares are held in demat mode, please provide DPID-CLID (16- digit DPID + CLID or 16 digits beneficiary ID), Name, client master or copy of Consolidated Account statement, PAN (self-attested scanned copy of PAN card), AADHAR (self-attested scanned copy of Aadhar Card) to bvdesai@gfl.co.in/bhavesh.jingar@gfl.co.in. If you are an Individual shareholder holding securities in demat mode, you are requested to refer to the login method explained at Step 1 (A) i.e. Login method for e-Voting and joining virtual meeting for Individual shareholders holding securities in demat mode.
- Alternatively, shareholders/members may send a request to evoting@nsdl.co.in for procuring user id and password for e-Voting by providing above mentioned documents.
- In terms of SEBI circular dated 9th December, 2020 on e-Voting facility provided by Listed Companies, Individual shareholders holding securities in demat mode are allowed to vote through their

demat account maintained with Depositories and Depository Participants. Shareholders are required to update their mobile number and e-mail ID correctly in their demat account in order to access e-Voting facility.

The instructions for Members for e-Voting on the day of the AGM are as under:

- The procedure for e-Voting on the day of the AGM is same as the instructions mentioned above for remote e-Voting.
- Only those Members/ Shareholders, who will be present in the AGM through VC/OAVM facility and have not casted their vote on the Resolutions through remote e-Voting and are otherwise not barred from doing so, shall be eligible to vote through e-Voting system in the AGM.
- Members who have voted through Remote e-Voting will be eligible to attend the AGM. However, they will not be eligible to vote at the AGM.
- The details of the person who may be contacted for any grievances connected with the facility for e-Voting on the day of the EGM/AGM shall be the same person mentioned for Remote e-voting.

Instructions for Members for attending the AGM through VC/OAVM are as under:

- Member will be provided with a facility to attend the AGM through VC/OAVM through the NSDL e-Voting system. Members may access by following the steps mentioned above for Access to NSDL e-Voting system. After successful login, you can see link of "VC/OAVM" placed under "Join meeting" menu against company name. You are requested to click on VC/OAVM link placed under Join Meeting menu. The link for VC/OAVM will be available in Shareholder/Member login where the EVEN of Company will be displayed. Please note that the members who do not have the User ID and Password for e-Voting or have forgotten the User ID and Password may retrieve the same by following the remote e-Voting instructions mentioned in the notice to avoid last minute rush.
- Members are encouraged to join the Meeting through Laptops for better experience.
- Further, Members will be required to allow Camera and use Internet with a good speed to avoid any disturbance during the meeting.
- Please note that Participants Connecting from Mobile Devices or Tablets or through Laptop

Notice (Contd.)

- connecting via Mobile Hotspot may experience Audio/Video loss due to Fluctuation in their respective network. It is therefore recommended to use Stable Wi-Fi or LAN Connection to mitigate any kind of aforesaid glitches.
- Shareholders who would like to express their views/ask questions during the meeting may register themselves as a speaker by sending their request in advance atleast 7 days prior to meeting mentioning their name, demat account number/folio number, email id, mobile number at bvdesai@gfl.co.in. The shareholders who do not wish to speak during the AGM but have queries may send their queries in advance 7 days prior to meeting mentioning their name, demat account number/folio number, email id, mobile number at bvdesai@gfl.co.in. These queries will be replied by the Company suitably by email.
- Those shareholders who have registered themselves as a speaker will only be allowed to express their views/ask questions during the meeting.
- Only those shareholders, who are present in the AGM through VC/OAVM facility and have not casted their vote on the Resolutions through remote e-Voting and are otherwise not barred from doing so, shall be eligible to vote through e-Voting system available during the AGM.

- As the Members may be aware that w.e.f. 1st April, 2020, Dividend Distribution Tax under Section 115-O of the Income Tax Act, 1961 as may be amended from time to time ("IT Act") payable by domestic companies on declaration of dividend has been abolished. Pursuant to this amendment brought vide Finance Act, 2020, the Company would be under an obligation to deduct tax at source ("**TDS**") in accordance with the provisions of the IT Act, from the final dividend, if approved by the Members at the AGM. In this regard, the Members may refer the Note on TDS on dividend distribution, appended to this Notice convening 6th AGM of the Company ("**AGM Notice**").

Note for the Members of Gujarat Fluorochemicals Limited ("Company") on Tax Deduction at Source on Dividend

Pursuant to the provisions of Finance Act, 2020, the Company shall deduct tax at source (TDS) in accordance with the provisions of the Income Tax Act, 1961, as may be amended from time to time ("IT Act"), from the final Dividend, if approved by the Members at the AGM, as Dividend income is taxable in the hands of the Members, w.e.f. 1st April, 2020.

To enable the Company to determine the appropriate TDS rate as may be applicable, Members are requested to submit the following document(s) and details, as applicable, by e-mail to the Company at vadodara@linkintime.co.in on or before **15th September, 2024**:

A. In case of a Resident Shareholder:

TDS rate	Category of shareholder and required documentation
10 per cent	Resident shareholder whose valid Permanent Account Number ('PAN') is available on records of the Company.
20 per cent	Resident shareholder whose valid PAN is not available on records of the Company.
20 per cent	Resident shareholder who has not filed Income Tax return for preceding one Financial Year and whose TDS/TCS credit in aggregate is more than ₹ 50,000/-.
Lower/Nil rate as specified in certificate issued under section 197 of the Act	Resident shareholder who has obtained a certificate from the Income Tax Authorities under section 197 of the Income tax Act, 1961 ('the Act') for TDS at a lower / Nil rate. Tax will be deducted at the rate specified in the said certificate, subject to furnishing a self-attested copy of the same. The certificate should be valid for the Financial Year 2023-24.
Nil	Individual shareholders: <ul style="list-style-type: none"> - If the total dividend to be received from the Company during Financial Year 2023-24 does not exceed ₹ 5,000/-; or - If duly verified Form 15G or 15H (as may be applicable) as per the format attached is furnished along with self-attested copy of PAN. Company may at its sole discretion reject the form if it does not fulfil the requirement of law. (This form can be submitted only in case the shareholder's tax on estimated total income for Financial Year 2023-24 is Nil).

Notice (Contd.)

TDS rate	Category of shareholder and required documentation
	<p>Other shareholders:</p> <ul style="list-style-type: none"> - Mutual Funds: Subject to a self-declaration that they are specified in section 10(23D) of the Act along with self-attested copy of PAN card and registration certificate. - Insurance companies: Subject to a self-declaration that it has full beneficial interest with respect to shares owned along with self-attested copy of PAN card. - Alternative Investment Fund ('AIF') established/incorporated in India: Subject to a self-declaration that its income is exempt under section 10(23FBA) of the Act and they are governed by SEBI regulations as Category I or Category II AIF, along with self-attested copy of the PAN card and registration certificate issued by SEBI. - Corporation established by or under a Central Act whose income is exempt from Income Tax: Subject to a self-declaration of the documentary evidence supporting the exemption status along with self-attested copy of PAN card. - Government - The Reserve Bank of India

B. In case of a Non-resident Shareholder:

TDS rate	Category of shareholder and required documentation
20 per cent (plus applicable surcharge and cess)	All non-resident shareholders, including Foreign Portfolio Investors ('FPIs')
Lower /Nil rate as specified in certificate under section 197	Non-resident shareholder who has obtained a certificate from the Income Tax Authorities under section 197 of the Act for lower / Nil rate of TDS, tax will be deducted at the rate specified in the said certificate, subject to furnishing a self-attested copy of the same. The certificate should be valid for the Financial Year 2023-24.
Lower rate prescribed under the tax treaty which applies to the shareholder	<p>Non-resident shareholder (including FPI) can opt to be governed by the provisions of the tax treaty between India and the country of tax residence of the shareholder. Subject to the non-resident shareholder (including FPI) providing the below mentioned documents, the Company will deduct tax at the rate prescribed in the tax treaty, wherever applicable:</p> <ul style="list-style-type: none"> - Self-attested copy of the PAN card allotted by the Indian Income Tax Authorities. In case PAN is not available, information to be provided under sub-rule (2) of rule 37BC of the Income Tax Rules as per attached format. - Self-attested copy of Tax Residency Certificate (TRC) applicable for the period April, 2023 to March, 2024 obtained from the tax authorities of the country of which the shareholder is resident. - Self-declaration in Form 10F as per the format attached. - Self-declaration as per the format attached, which includes declaration that the shareholder: (i) does not have a permanent establishment in India under the applicable Tax Treaty, (ii) is the beneficial owner of the dividends, (iii) complies with any other condition prescribed in the relevant Tax Treaty and provisions under the Multilateral Instrument ('MLI'), (iv) will not have a place of effective management in India. - FPI shareholders shall, in addition to above documents, also provide SEBI Registration Certificate as FII / FPI. <p>Application of the beneficial rate of Tax Treaty for TDS is at the discretion of the Company and shall depend upon completeness of the documentation and review of the same by the Company.</p>

Notice (Contd.)

- C. In the event the dividend income is assessable to tax in the hands of a person other than the registered shareholder, such registered shareholder is required to furnish to the Company a declaration as per the attached format (in terms of Section 199 of Income Tax Act, 1961 read with Rule 37BA of the Income Tax Rules, 1962) containing the name, address, residential status and PAN of the actual beneficial owner to whom TDS credit is to be given, and reasons for giving credit to such person.

Accordingly, in order to enable the Company to determine the appropriate TDS, **we request you to submit the above-mentioned details and documents** (duly completed, signed and scanned), **as applicable to you on or before 15th September, 2024**, to our RTA, Link Intime India Private Limited by clicking the URL Link <https://liiplweb.linkintime.co.in/formsreg/submission-of-form-15g-15h.html>. The dividend will be paid after deduction of TDS as determined on the basis of the aforementioned documents provided by the respective shareholders as applicable to them and being found satisfactory.

Disclaimer:

The Notes on TDS as mentioned herein, set out the summary of applicable material provisions in India pertaining to TDS on Dividend payment by the Company, and is subject to amendment(s), if any from time to time and does not purport to be a complete and/or detailed analysis or listing of all potential tax consequences and/ or applicability. The Members should consult their own tax advisor, as may be required, for the tax provisions applicable to them.

EXPLANATORY STATEMENT PURSUANT TO SECTION 102 OF THE COMPANIES ACT, 2013

Item No. 4

The Members at the 1st Annual General Meeting ('AGM') of the Company held on 6th August, 2019, had approved appointment of M/s Patankar & Associates, Chartered Accountants (Firm Registration No. 107628W), as an Independent Statutory Auditors of the Company to hold office from the conclusion of the 1st AGM till the conclusion of the 6th AGM of the Company and the Company can re-appoint the said audit firm as an Independent Statutory Auditors for not more than 2 (two) terms of 5 (five) consecutive years. M/s Patankar & Associates, Chartered Accountants would be eligible for re-appointment for a second term of 5 (five) consecutive years from whom the Company had received a consent letter confirming their eligibility as required under Section 139 of the Companies Act, 2013 ("Act").

On the recommendations of the Audit Committee and the Board of Directors of the Company, it is proposed to reappoint M/s Patankar & Associates, Chartered Accountants as an Independent Statutory Auditors of the Company to hold office for a second term of 5 (five) consecutive years from the conclusion of the 6th AGM until the conclusion of the 11th AGM, subject to the approval of the Shareholders, on a remuneration to be fixed by the Board of Directors, in consultation with the said Auditors.

M/s Patankar & Associates have consented for their appointment as an Independent Statutory Auditors and have confirmed that if their re-appointment, is made, the same would be within the limits specified under Section 141(3)(g) of the Act and that they are not disqualified to be appointed as the Independent Statutory Auditors in terms of the provisions of Section 139 and 141 of the Act and the Rules framed thereunder.

Notice (Contd.)

M/s Patankar & Associates was paid total remuneration of ₹ 71.50 Lakhs including fees paid for conducting limited review for 3 quarters, consolidation of accounts, Audit of Foreign Subsidiary Companies and certification related matters, excluding GST and out of pocket expenses which are to be reimbursed at actual, for the Financial Year 2023-24. The increase in the remuneration proposed to be paid for the Financial Year 2024-25 will be mutually agreed basis the efforts involved. The Board, in consultation with the Audit Committee shall approve revisions in the remuneration of the Independent Statutory Auditors.

The Board, in consultation with the Audit Committee may alter and vary the terms and conditions of re-appointment, including remuneration, in such manner and to such extent as may be mutually agreed with the Independent Statutory Auditors.

Brief Profile:

M/s Patankar & Associates, Chartered Accountants ("the Firm"), Firm Registration Number 107628W, is a firm of Chartered Accountants, registered with the Institute of Chartered Accountants of India. The Firm was established in 1973 and is currently headed by its Managing Partner, CA Mukund Kulkarni.

The Firm is primarily engaged in providing auditing & other assurance services, direct tax services and allied matters. The Firm has experience in handling the statutory audits of listed and large unlisted companies. The Firm holds Peer Review Certificate issued by the Peer Review Board of the Institute of Chartered Accountants of India.

None of the Directors, Key Managerial Personnel or their respective relatives are, in any way, concerned or interested, financially or otherwise, in the Resolution at Item No. 4 of the accompanying Notice.

Based on the recommendation of the Audit Committee, the Directors recommend the Ordinary Resolution as set forth at Item No. 4 of the Notice for approval by the Members.

Item No. 5

The Nomination and Remuneration Committee of the Company had recommended the appointment of Mr. Shesh Narayan Pandey (DIN: 02000823) as an Additional Director and Whole-time Director of the Company for a term of 1 year commencing from 13th August, 2024 to 12th August, 2025, who is not liable to retire by rotation, to the Board of the Company. The Board based on recommendation of the Nomination and Remuneration Committee had approved the appointment of Mr. Shesh Narayan Pandey as Director and Whole-time Director of the Company subject to the approval of the Shareholders of the Company.

Mr. Shesh Narayan Pandey has given a declaration to the Board that he is not disqualified from being appointed as Director in terms of Section 164 of the Act and has given his consent to act as Director. In the opinion of the Board, he fulfils the conditions specified in the Act and Rules framed there under for his appointment.

In terms of Section 161 of the Act, the appointment of Mr. Shesh Narayan Pandey as Director is being placed before the Members for their approval. Further, in compliance of Sections 196, 197, 203 read with Schedule V of the Act and Rules framed there under, the appointment of Mr. Shesh Narayan Pandey as Whole-time Director of the Company for a period of one year with effect 13th August, 2024 is being placed before the Members for their approval.

Brief resume of Mr. Shesh Narayan Pandey, nature of his experience in specific functional areas and other information as required to be provided under the Secretarial Standard – 2 and Regulation 36 (3) of the SEBI (Listing Obligations and Disclosure Requirements) Regulations, 2015 (Listing Regulations) in respect of appointment of Mr. Shesh Narayan Pandey, are annexed with the Notice (Annexure -I).

Mr. Shesh Narayan Pandey is interested in the resolution set out in the Notice with regard to his appointment. The relatives of Mr. Shesh Narayan Pandey may be deemed to be interested in the resolution as set out in the Notice, to the extent of their shareholding interest, if any, in the Company.

Save and except the above, none of the other Directors / Key Managerial Personnel of the Company / their relatives are, in any way, concerned or interested, financially or otherwise, in this resolution.

The Directors recommend the Resolution as set forth at Item No. 5 of the Notice for approval of the Members by way of an Ordinary Resolution.

Item No. 6

In terms of the Regulation 17(6)(ca) of the SEBI (Listing Obligations and Disclosure Requirements) Regulations, 2015 ("Listing Regulations"), the approval of the Members by way of Special Resolution shall be required every year, in which the annual remuneration payable to a single non-executive director exceeds fifty per cent of the total annual remuneration payable to all non-executive directors.

Mr. Devendra Kumar Jain, Non-Executive Director, is eligible for receiving commission of ₹ 572.23 Lakhs (Rupees Five Crores Seventy Two Lakhs Twenty Three Thousand Only) @ 1% on Net Profit of the Company for the Financial Year 2023-24. Accordingly, the commission of ₹ 572.23 Lakhs is to be paid to him for the Financial Year 2023-24.

Notice (Contd.)

Accordingly, the details of Sitting Fees/ Commission, paid/payable to all Non-Executive Directors for Financial Year 2023-24 is given below:

(Amount ₹ in Lakhs)

Name of the Directors	Sitting Fees for attending Board/ Committee Meetings	Commission*	Total
Mr. Devendra Kumar Jain	2.00	572.23	574.23
Mr. Shanti Prashad Jain	6.50	0.00	6.50
Mr. Shailendra Swarup	6.50	0.00	6.50
Ms. Vanita Bhargava	2.00	0.00	2.00
Mr. Om Prakash Lohia	0.00	0.00	0.00
Mr. Chandra Prakash Jain	2.50	0.00	2.50
Total	19.50	572.23	591.73

*Subject to the approval of the shareholders.

Since the total remuneration payable to Mr. Devendra Kumar Jain for the Financial Year 2023-24 exceeds the limit of 50% of the total annual remuneration payable to all Non-Executive Directors of the Company for the Financial Year 2023-24, the approval of Members is sought by way of a Special Resolution for payment of commission to Mr. Devendra Kumar Jain for the Financial Year 2023-24.

Mr. Devendra Kumar Jain, Mr. Vivek Kumar Jain and his relatives shall be deemed concerned or interested in resolution as set out at Item No. 6 of the Notice to the extent of the commission that may be received by him. None of the other Directors and Key Managerial Personnel of the Company or their relatives are concerned or interested, financial or otherwise, in the resolutions set out at Item No. 6 of the Notice.

The Directors recommend the Special Resolution as set out at Item No. 6 of the Notice for approval of the Members by way of Special Resolution.

Item No. 7

In accordance with the provisions of Section 148 of the Companies Act, 2013 read with the Companies (Audit and Auditors) Rules, 2014, the remuneration payable to the Cost Auditors has to be ratified by the Members of the Company.

Accordingly, consent of the Members is sought for passing an Ordinary Resolution as set out at Item No. 7 of the Notice for ratification of the remuneration payable to the Cost Auditors for the Financial Year ending 31st March, 2024.

None of the Directors / Key Managerial Personnel of the Company / their relatives are, in any way, concerned or interested, financially or otherwise, in the resolution as set out at Item No. 7 of the Notice.

The Directors recommend the Resolution as stated at Item No. 7 of the Notice for approval of the Members by way of an Ordinary Resolution.

By order of the Board of Directors

Date : 13th August, 2024

Place : Vadodara

Bhavin Desai

Company Secretary

FCS: 7952

Notice (Contd.)

Annexure – I

1. Information as required to be provided under the Secretarial Standard – 2 / Regulation 36(3) of the SEBI (Listing Obligations and Disclosure Requirements) Regulations, 2015 (Listing Regulations) in respect of Director(s) being appointed/re-appointed

Name of Director	Mr. Devendra Kumar Jain	Mr. Shesh Narayan Pandey
Brief Profile	Mr. Devendra Kumar Jain has over 64 years of rich experience in business management and international trade.	Mr. Shesh Narayan Pandey has done B. Tech. in Chemical Engineering and Executive Leadership from IIM Ahmedabad. He has more than 33 years of rich experience in Manufacturing Operations, Production Planning, Projects, Manufacturing Excellence, Strategic Planning, Continuous Improvement, Lean Manufacturing, Process Managements, Workforce Engagements & Cost Optimization in various Companies.
Age	95 Years	56 Years
Date of first appointment on the Board	6 th December, 2018	13 th August, 2024
Directors Identification Number	00029782	02000823
Qualification	Graduate in History (Hons.)	B. Tech. in Chemical Engineering and Executive Leadership from IIM Ahmedabad.
Terms and conditions of appointment or re-appointment	Director liable to retire by rotation	To be appointed as Whole-time Director for term of One (1) year
Experience / Expertise in Specific Functional Area	Mr. Devendra Kumar Jain has over 64 years of rich experience in Business Management and International Trade.	Mr. Shesh Narayan Pandey over 33 years of rich experience in Manufacturing Operations, Production Planning, Projects, Manufacturing Excellence, Strategic Planning, Continuous Improvement, Lean Manufacturing, Process Managements, Workforce Engagements & Cost Optimization in various Companies.
Directorship held in other Companies	1. Inox Leasing and Finance Limited 2. Devansh Gases Private Limited 3. Rajni Farms Private Limited 4. GFL Limited 5. Inox Wind Energy Limited	Nil
Membership / Chairmanship of Committees of other Companies	GFL Limited <ul style="list-style-type: none"> Audit Committee, Member CSR Committee, Member Committee of Directors for Operations, Chairman Risk Committee, Chairman Inox Leasing and Finance Limited <ul style="list-style-type: none"> CSR Committee, Chairman Share Transfer & Stakeholder Relationship Committee, Chairman Audit Committee, Chairman 	Nil

Notice (Contd.)

Name of Director	Mr. Devendra Kumar Jain	Mr. Shesh Narayan Pandey
Past Directorships in Listed Companies during last three years	None	None
The Number of Meetings of the Board Attended during the FY 2023-24	4	Not applicable
Details of remuneration sought to be paid (₹ In Lakhs)	572.23 p.a.*	116 p.a.
Remuneration last drawn including sitting fees (₹ In Lakhs)	1,891.30 p.a.	Not applicable
Relationship with other Directors, Manager and other Key Managerial Personnel of the Company	Relative (Father) of Mr. Vivek Jain, Managing Director of the Company.	None
Shareholding in the Company including Shareholding as Beneficial Owner.	20,100 shares	Nil

*Payment of remuneration of ₹ 572.23 Lakhs is subject to the approval of the shareholders at the ensuing Annual General Meeting of the Company.

For details of the skill and expertise required for the role of Independent Directors and manner in which the proposed person meets such requirements, please refer to the Corporate Governance Report which is part of the Annual Report.

Board's Report

To,

The Members of
Gujarat Fluorochemicals Limited

The Board of Directors is delighted to present the Sixth Board's Report on the business and operations of Gujarat Fluorochemicals Limited ("the Company") along with the summary of standalone and consolidated financial statements for the year ended 31st March, 2024.

1. FINANCIAL PERFORMANCE

Key highlights of consolidated and standalone financial performance for the year ended 31st March, 2024, are summarised as under:

(₹ in Lakhs)

Sr. No.	Particulars	Consolidated		Standalone	
		FY 2023-24	FY 2022-23	FY 2023-24	FY 2022-23
1.	Revenue from Operations	4,28,082	5,68,466	4,02,215	5,62,198
2.	Other Income	10,692	17,230	11,389	18,107
3.	Total Revenue (1+2)	4,38,774	5,85,696	4,13,604	5,80,305
4.	Total Expenses	3,79,265	4,07,222	3,57,757	3,98,424
5.	Share of Loss of joint venture	(*)	(*)	-	-
6.	Profit before exceptional items and tax (3-4+5)	59,509	1,78,474	55,847	1,81,881
7.	Exceptional Items	-	-	-	-
8.	Profit before tax (6 + 7)	59,509	1,78,474	55,847	1,81,881
9.	Tax Expenses (Current Tax and Deferred Tax)	16,259	46,163	14,266	46,327
10.	Tax pertaining to earlier years	(245)	6	(294)	(6)
11.	Profit for the year (8-9-10)	43,495	1,32,305	41,875	1,35,560
12.	Other comprehensive income	264	1,500	(172)	(138)
13.	Total Comprehensive Income (11+12)	43,759	1,33,805	41,703	1,35,422
	Attributable to Owners of the Company	43,759	1,34,419	-	-
	Non-controlling Interest	(*)	(614)	-	-

(*) Amount is less than ₹ 1 Lakh.

Consolidated Financial Statements

As per Regulations 33 and 52 of the Securities and Exchange Board of India (Listing Obligations and Disclosure Requirements) Regulations, 2015 (hereinafter referred to as "SEBI Listing Regulations") and applicable provisions of the Companies Act, 2013 ("The Act") read with the Rules issued thereunder, the Consolidated Financial Statements of the Company for the Financial Year 2023-24 have been prepared in compliance with applicable Indian Accounting Standards prescribed under Section 133 of the Act and other accounting principal generally accepted in India and on the basis of Audited Financial Statements approved by the Board of Directors of the Company.

The Consolidated Financial Statements together with the Auditors' Report form part of this Annual Report.

The Audited Standalone and Consolidated Financial Statements for the Financial Year 2023-24 shall be laid before the Annual General Meeting for approval of the Members of the Company.

2. STATE OF COMPANY'S AFFAIRS

Consolidated:

On a consolidated basis, the revenue for FY 2023-24 was ₹ 4,28,082 Lakhs, lower by 25% over the previous year's revenue of ₹ 5,68,466 Lakhs. The profit after tax (PAT) attributable to shareholders and non-controlling interests for FY 2023-24 and FY 2022-23 was ₹ 43,495 Lakhs and ₹ 1,32,305 Lakhs, respectively.

Standalone:

On a standalone basis, the revenue for FY 2023-24 was ₹ 4,02,215 Lakhs, lower by 28% percent over the previous

Board's Report (Contd.)

year's revenue of ₹ 5,62,198 Lakhs in FY 2022-23. The PAT attributable to shareholders for FY 2023-24 and FY 2022-23 was ₹ 41,875 Lakhs and ₹ 1,35,560 Lakhs, respectively. For more details on the Consolidated and Standalone performance, please refer to Management Discussion & Analysis Report.

3. DIVIDEND

During the year, the Company has paid Final Dividend for the Financial Year 2022-23 at ₹ 2.00 per equity share of ₹ 1/- each (200%) to the Shareholders of the Company.

The Board is pleased to recommend a Final Dividend at ₹ 3.00 per equity share of ₹ 1/- each (300%) for the year ended 31st March, 2024 subject to the approval of shareholders at the ensuing Annual General Meeting of the Company.

According to Regulation 43A of the SEBI Listing Regulations, the Board has adopted a Dividend Distribution Policy, which had been placed on the website of the Company and can be accessed at the link: <https://www.gfl.co.in/upload/pages/cb3188297d3bc8c19fffd7aad5832d0f.pdf>

4. TRANSFER TO RESERVES

During the year under review, the Company has not transferred any amount to General Reserve. For complete details on movement in Reserves and Surplus during the financial year ended 31st March 2024, please refer to the 'Statement of Changes in Equity' included in the Standalone and Consolidated Financial Statements of this Integrated Annual Report.

5. DEBT SECURITIES

The Company being a Large Corporate entity (LC) had issued Non-convertible Debentures of Rs. 50 Crores by way of Private Placement during the Financial Year 2022-23 as per the requirements prescribed by SEBI. However, considering SEBI's revised requirements for LC, the Company has not borrowed any fund by issue of Debt Securities during the Financial Year 2023-24 due to availability of other economical fund options in Financial Market vis a vis higher cost and other fees involved in borrowing funds through issue of Debt Securities.

6. FIRE INCIDENT

On 16th December, 2021, there was a fire at the Company's MPP Unit-2 plant at Ranjitnagar site in Gujarat. In this incident certain property, plant and equipment, inventory and other assets were

damaged. The Company is adequately insured for the damaged facilities and also for loss of profits due to business interruption. The Company, on the basis of valid insurance contracts, had lodged claims with the insurance company. The survey and loss assessment by the insurance company is currently ongoing.

The Company had recognized a total amount of ₹ 7,021 Lakhs towards insurance claim lodged in the earlier year. During the year ended 31st March, 2023, the Company had received an interim payment of ₹ 1,898 Lakhs from the insurance company. During the current year, the Company has also realized ₹ 348 Lakhs from sale of related scrap and the carrying amount of insurance claim lodged as at 31st March, 2024 is ₹ 4,775 Lakhs. The insurance company is in the process of determining the final claim amount. Difference, if any, will be recognized upon the final determination of the claim amount.

7. DIRECTORS AND KEY MANAGERIAL PERSONNEL

Directors

Appointments / Re-appointments:

The following Directors are proposed for appointment/re-appointment at the Sixth Annual General Meeting of the Company:

- Appointment of Director in place of Mr. Devendra Kumar Jain (DIN: 00029782) who retires by rotation and being eligible, offers himself for re-appointment.
- Appointment of Mr. Shesh Narayan Pandey (DIN: 02000823) as Director and Whole-time Director of the Company and approve payment of remuneration to him, with effect from 13th August, 2024.

Necessary Resolutions in respect of Directors seeking appointment/re-appointment and their brief resume pursuant to Regulation 36(3) of the SEBI Listing Regulations are provided in the Notice of the Sixth Annual General Meeting forming part of this Integrated Annual Report.

During the Financial Year 2023-24, the following Directors were appointed/re-appointed post receipt of Shareholder's approval:

- Re-appointment of Mr. Shanti Prashad Jain (DIN: 00023379), Mr. Shailendra Swarup (DIN: 00167799), Mr. Chandra Prakash Jain (DIN: 00011964), Mr. Om Prakash Lohia (DIN: 00206807) and Ms. Vanita Bhargava (DIN: 07156852) as

Board's Report (Contd.)

Independent Directors of the Company for a second term of 5 consecutive years from 6th December, 2023 up to 5th December, 2028.

The Board is of the opinion that the Independent Directors appointed during the year possess requisite qualifications, integrity, expertise and experience. The Independent Directors of the Company have confirmed that they have enrolled themselves in the Independent Directors' Databank maintained with the Indian Institute of Corporate Affairs ('IICA') in terms of Section 150 of the Act read with Rule 6 of the Companies (Appointment and Qualification of Directors) Rules, 2014.

- Appointment of Dr. Bir Kapoor (DIN: 01771510) as Director and Deputy Managing Director of the Company and approval on payment of remuneration to him, with the effect from 3rd November, 2023
- Re-appointment of Mr. Sanath Kumar Muppurala (DIN: 08425540), as Whole-time Director of the Company and approval on payment of remuneration to him, with effect from 28th April, 2024.
- Re-appointment of Mr. Niraj Kishore Agnihotri (DIN: 09204198), as Whole-time Director of the Company and approval on payment of remuneration to him, with effect from 1st July, 2024.
- Re-appointment of Mr. Jay Mohanlal Shah (DIN: 09761969), as Whole-time Director of the Company and approval on payment of remuneration to him, with effect from 1st November, 2024.

Resignation of Director

Mr. Jay Mohanlal Shah (DIN: 09761969) had tendered his resignation from the post of Director and Whole-time Director of the Company, with effect from 6th May, 2024, for his better future prospects.

Declaration of Independence

The Independent Directors of the Company have given the declaration and confirmation to the Company as required under Section 149 (7) of the Companies Act, 2013 and Regulation 25 (8) of SEBI Listing Regulations confirming that they meet the criteria of independence and that they are not aware of any circumstance or situation, which exist or may be reasonably anticipated, that could impair or impact their ability to discharge their duties with an objective independent judgement and without any external influence.

Key Managerial Personnel

Following are Key Managerial Personnel (KMP) of the Company as per Section 2(51) and 203 of the Companies Act, 2013:

- 1) Mr. Vivek Jain – Managing Director
- 2) Mr. Manoj Agrawal – Chief Financial Officer
- 3) Mr. Bhavin Desai – Company Secretary and Compliance Officer

8. BOARD RELATED INFORMATION

Meetings of the Board

Four (4) Board Meetings were held during the financial year ended 31st March, 2024. For further details, please refer to the Corporate Governance Report, which forms part of this Integrated Annual Report. The intervening gap between the meetings was within the period prescribed under the Act and the SEBI Listing Regulations.

Composition of Audit Committee

The Audit Committee comprised four (4) Members out of which three (3) are Independent Directors and one (1) is an Executive Director. During the year under review, four (4) Audit Committee Meetings were held, details of which are provided in the Corporate Governance Report. During the year under review, there were no instances when the recommendations of the Audit Committee were not accepted by the Board.

Performance Evaluation

In accordance with the manner of evaluation specified by the Nomination and Remuneration Committee, the Performance Evaluation forms containing criteria for evaluation of Board as a whole, Committees of the Board and individual Directors and Chairperson of the Company were sent to all the Directors with a request to provide their feedback to the Company on the Annual Performance Evaluation of Board as a Whole, Committees of Board, Individual Directors and Chairperson of the Company, fulfilment of the independence criteria and independence of Independent Directors from the Management for the Financial Year 2023-24. Further, based on the feedback received by the Company, the Nomination and Remuneration Committee at its Meeting held on 7th February, 2024 had noted that the Annual Performance of each of the Directors is highly satisfactory and decided to continue the terms of appointment of all the Independent Directors of the Company.

Board's Report (Contd.)

Familiarization Programme for Independent Directors

The Company has conducted familiarization programme for Independent Directors during the year. The details for the same have been disclosed on the website of the Company at the web-link <https://www.gfl.co.in/upload/pages/8330b20087fb2a219478518d3e8310c3.pdf>

Nomination and Remuneration Policy

The Nomination and Remuneration Policy of the Company is available at the web link <https://www.gfl.co.in/upload/pages/cb6ba6345d09cb9d816af1bb665c860a.pdf>

The salient features and objectives of the Policy are as follows:

- To lay down criteria for identifying persons who are qualified to become Directors and who may be appointed in Senior Management of the Company in accordance with the criteria laid down by Nomination and Remuneration Committee and recommend to the Board their appointment and removal;
- To formulate criteria for determining qualification, positive attributes and Independence of a Director;
- To determine the composition and level of remuneration, including reward linked with the performance, which is reasonable and sufficient to attract, retain and motivate Directors, KMP, Senior Management Personnel & other employees to work towards the long term growth and success of the Company.

Directors' Responsibility Statement as per Sub-Section (5) of Section 134 of the Companies Act, 2013

To the best of their knowledge, belief and according to the information and explanations obtained by your Directors, they make following statements in terms of Sections 134(3)(c) of the Companies Act, 2013:

- in the preparation of the Annual Accounts for the Financial Year ended 31st March, 2024, the applicable Accounting Standards and Schedule III of the Companies Act, 2013, have been followed and there are no material departures from the same;
- the Directors had selected such Accounting Policies and applied them consistently and made judgments and estimates that are reasonable and prudent so as to give a true and fair view of the state of affairs of the Company at the end of the Financial Year and of the profits of the Company for that period;

- the Directors had taken proper and sufficient care for the maintenance of adequate accounting records in accordance with the provisions of this Act for safeguarding the assets of the Company and for preventing and detecting fraud and other irregularities;
- the Directors had prepared the Annual Accounts on a going concern basis;
- the Directors had laid down Internal Financial Controls to be followed by the Company and that such Internal Financial Controls were adequate and were operating effectively; and
- the Directors had devised proper systems to ensure compliance with the provisions of all applicable laws and that such systems were adequate and operating effectively.

Management Discussion and Analysis Report

Management's Discussion and Analysis Report for the year under review, as stipulated under Regulation 34 of the SEBI Listing Regulations read with Para B of Schedule V is presented in a separate Section forming part of this Annual Report.

Corporate Governance Report

The Company has complied with the corporate governance requirements under the Act, and the SEBI Listing Regulations. A separate section on Corporate Governance along with a certificate from practicing Company Secretary regarding compliance of conditions of Corporate Governance is attached as **ANNEXURE - 1**.

In compliance with the requirements of Regulation 17 of SEBI Listing Regulations, a certificate from the Managing Director and Chief Financial Officer of the Company, who are responsible for the finance function, was placed before the Board.

All the Board Members and Senior Management Personnel of the Company had affirmed compliance with the Code of Conduct for Board and Senior Management Personnel. A declaration to this effect duly signed by the Managing Director is annexed as a part of the Corporate Governance Report.

Business Responsibility and Sustainability Report

A Business Responsibility and Sustainability Report as per Regulation 34 (2) (f) of the SEBI Listing Regulations, detailing the various initiatives taken by the Company on the environmental, social and governance front forms an integral part of this report. The said report is annexed to this report as **ANNEXURE - 2**.

Board's Report (Contd.)

9. SIGNIFICANT AND MATERIAL ORDERS PASSED BY THE REGULATORS OR COURTS OR TRIBUNALS IMPACTING THE GOING CONCERN STATUS AND COMPANY'S OPERATIONS IN FUTURE

There are no orders passed by any Regulators or Courts or Tribunals impacting the going concern status of the Company and the Company's operations in future.

10. PARTICULARS OF LOANS GIVEN, INVESTMENTS MADE, GUARANTEES GIVEN AND SECURITIES PROVIDED

Particulars of loans given, investments made, guarantees given and securities are provided in the Standalone Financial Statements of the Company. For details, please refer to Note no. 9, 10, 37, 45, 47 and 52(i) of the Standalone Financial Statements of the Company.

11. SUBSIDIARIES AND JOINT VENTURE

The Company has 9 (Nine) Subsidiaries as on 31st March, 2024. There is 1 (One) Joint Venture Company within the meaning of Section 2(6) of the Act. There has been no material change in the nature of the business of the subsidiaries.

During the Financial Year 2023-24, the following Subsidiary and Step-down Subsidiary of the Company were incorporated:

- IGREL Mahidad Limited, Subsidiary of the Company incorporated in March, 2024 in India proposed to be engaged in Generation, accumulation, transmission, distribution, purchase, sell and supply of electricity power by using conventional and/ or non-conventional energy sources.
- GFCL EV Products Americas LLC, Wholly-owned Subsidiary of GFCL EV Products Limited, Wholly-owned Subsidiary of the Company incorporated in February, 2024 in United States of America proposed to be engaged in Trading and Warehousing of Products and Constituents going into EV / ESS batteries.

A separate statement containing the salient features of financial statements of all Subsidiaries and Joint Venture of the Company forms a part of Consolidated Financial Statements in compliance with Section 129 and other applicable provisions, if any, of the Act. In accordance with Section 136 of the Act, the Financial Statements of the subsidiaries and joint venture are available for inspection by the members at the Registered Office of the Company during business hours on all days except Saturdays,

Sundays and public holidays upto the date of ensuing Annual General Meeting ('AGM'). Any member desirous of obtaining a copy of the said Financial Statements may write to the Company Secretary at the Registered Office of the Company. The Financial Statements including the Consolidated Financial Statements, Financial Statements of subsidiaries and all other documents required to be attached to this report have been uploaded on the website of the Company www.gfl.co.in. The Company has formulated a policy for determining material subsidiaries. The Policy may be accessed on the website of the Company at <https://www.gfl.co.in/upload/pages/1df90f4ee914983e2e0c7dd1b0815cdd.pdf>.

The Report on the performance and financial position of each of the Subsidiaries and Joint Venture Companies of the Company is annexed to this report in **Form no. AOC-1** pursuant to first proviso to sub-section (3) of Section 129 of the Act and Rule 5 of Companies (Accounts) Rules, 2014 is annexed to this report as **ANNEXURE - 3**.

12. CORPORATE SOCIAL RESPONSIBILITY (CSR) ACTIVITIES

The CSR initiatives and activities are aligned to the requirements of Section 135 of the Act. The brief outline of the CSR policy of the Company and the initiatives undertaken by the Company on CSR activities during the year are set out in **ANNEXURE - 4** of this report in the format prescribed in the Companies (Corporate Social Responsibility Policy) Rules, 2014.

For other details regarding the CSR Committee, please refer to the Corporate Governance Report, which is a part of this report. The CSR Policy is available on the Company's website at <https://www.gfl.co.in/upload/pages/6b1b59ceda092ea23f013e89e01eb86d.pdf>.

13. VIGIL MECHANISM / WHISTLE BLOWER POLICY

As per the provisions of Section 177(9) of the Act read with Regulation 22(1) of the SEBI Listing Regulations, the Company is required to establish an effective vigil mechanism for Directors and Employees to report improper acts or genuine concerns or any leak or suspect leak of Unpublished Price Sensitive Information. The Company has accordingly established a Vigil Mechanism/Whistle Blower Policy for all its Employees and Directors to report improper acts. The details of the said mechanism and policy are available on the Company's website at <https://www.gfl.co.in/upload/pages/586e7645e3df22f3cd8c55abc0ad6dce.pdf>.

Board's Report (Contd.)

14. CONTRACTS AND ARRANGEMENTS WITH RELATED PARTIES

All contracts / arrangements / transactions entered by the Company during the year under review with Related Parties are approved by the Audit Committee and Board, as per the provisions of Section 188 of the Companies Act, 2013 read with the Rule 15 of the Companies (Meetings of Board and its Powers) Rules, 2014 and Regulation 23 of the SEBI Listing Regulations.

The Policy on materiality of Related Party Transactions and dealing with Related Party Transactions as approved by the Board may be accessed on the Company's website at the link: <https://www.gfl.co.in/upload/pages/efdfa33832f852b922f5c2513ad94df9.pdf>

All transactions entered with Related Parties for the year under review were on arm's length basis and were in ordinary course of business and there were no related party transactions which could be considered material. Hence, there is no information to be provided as required under Section 134(3)(h) of the Act read with Rule 8(2) of the Companies (Accounts) Rules, 2014 and disclosure in Form no. AOC-2 is not required to be annexed to this report. Further, the details of the transactions with Related Parties are provided in the accompanying Financial Statements.

15. DEPOSITS

During the year under review, the Company has not accepted any deposits covered under Chapter V of the Companies Act, 2013. Therefore, requirement of disclosure of details relating to deposits as per Section 134(3)(q) of the Companies Act, 2013 read with rules made thereunder is not applicable.

16. AUDITORS

A. Independent Auditors

The Members at their 1st Annual General Meeting held on 6th August, 2019 had appointed M/s Patankar & Associates, Chartered Accountants, Pune as Independent Auditors of the Company from the conclusion of 1st Annual General Meeting until conclusion of 6th Annual General Meeting.

Further, in terms of Sections 139 and 142 of the Act, the Board of Directors have, on the recommendation of the Audit Committee, recommended the re-appointment of M/s Patankar & Associates, Chartered Accountants, Pune as the Statutory Auditors of the Company for a second term of 5 (five) consecutive years from

the conclusion of the 6th Annual General Meeting till the conclusion of 11th Annual General Meeting, for the approval of the Members. Accordingly, an Ordinary Resolution seeking Members' approval for the same forms part of the Notice of the 6th Annual General Meeting forming part of this Integrated Annual Report.

The Company has received a written consent and eligibility certificate from M/s Patankar & Associates, Chartered Accountants, Pune, confirming that they satisfy the criteria provided under Section 141 of the Act and that the appointment, if made, shall be in accordance with the applicable provisions of the Act and rules framed thereunder.

There are no reservations, modifications or adverse remarks in the Independent Auditor's Report. The notes forming part of the accounts are self-explanatory and do not call for any further clarifications under Section 134(3)(f) of the Act.

B. Cost Auditor

As per Section 148 of the Act read with the Companies (Cost Records and Audit) Rules, 2014, the Company is required to prepare, maintain as well as have the audit of its cost records conducted by a Cost Accountant in practice who shall be appointed by the Board on recommendation of Audit Committee.

In view of the above, the Company has made and maintained such cost accounts & records and has appointed M/s Kailash Sankhlecha & Associates to audit the cost records maintained by the Company for Financial Year 2023-24 on a remuneration of ₹ 5,00,000/- p.a.

As required under the referred Section of the Act and relevant Rules, the remuneration payable to the Cost Auditor is required to be placed before the Members in a General Meeting for their ratification. Accordingly, a resolution seeking Members' ratification for the remuneration payable to M/s Kailash Sankhlecha & Associates, Cost Auditors is included at Item No. 7 of the Notice convening the Sixth Annual General Meeting.

C. Internal Auditors

The Board of Directors have re-appointed M/s Sharp & Tannan Associates, Chartered Accountants, Vadodara and M/s Kashiparekh & Associates, Chartered Accountants, Ahmedabad

Board's Report (Contd.)

as Internal Auditors of the Company for the Financial Year 2024-25.

Internal Financial Controls

The Company has adequate Internal Financial Controls commensurate with its size and nature of its business. The Board has reviewed Internal Financial Controls of the Company and the Audit Committee monitors the same in consultation with Internal Auditors of the Company. One of the Internal Auditors of the Company also tests the internal controls independently.

D. Secretarial Auditor

In terms of Section 204 of the Act read with Rule 9 of the Companies (Appointment and Remuneration of Managerial Personnel) Rules, 2014, the Company has appointed M/s Samdani Shah & Kabra, a firm of Practising Company Secretaries to conduct Secretarial Audit of the Company.

The Secretarial Audit Report given by M/s Samdani Shah & Kabra for the Financial Year 2023-24, is annexed herewith as **ANNEXURE - 5** in Form no. MR-3. The Secretarial Auditor, in its report, has given certain observation. The management reply against observation raised by Secretarial Auditor is as under:

Qualification / Observation:

- Half of the Board of Directors shall be comprised of Independent Directors. The Board Composition is not in compliance with the said requirement.
- Non-disclosure of extent and nature of security created and maintained with respect to secured listed Non-convertible Debentures ('NCDs') of the Company, in the Financial Statements ('Financial Results') for year ended on 31st March, 2023 as submitted with BSE Limited on 5th May, 2023.

Management Response on the above Qualification/Observations:

- The Company had appointed Dr. Bir Kapoor, as Deputy Managing Director of the Company w.e.f. 3rd November, 2023, and as a result, the total strength of Board becomes 11 (Eleven) Directors that includes 5 (five) Independent Directors. However, Mr. Jay

Shah, Whole Time Director of the Company had tendered his resignation w.e.f. 6th May, 2024. As a result, the total strength of Board becomes 10 (Ten) Directors that included 5 (five) Independent Directors. Hence, with effect from 06th May, 2024, the Company is complied with Regulation 17 (1) (b) of the SEBI (Listing Obligations and Disclosure Requirements) Regulations, 2015.

- The Company had received Security Cover Certificate from Statutory Auditors on 8th May, 2023 and accordingly, the same had been submitted by the Company with BSE Limited on 8th May, 2023. Further, the Company has also paid ₹ 3,450/- towards fine imposed on the Company through electronic transfer of funds on 15th July, 2023.

During the year under review, the Company has complied with the applicable provisions of the Secretarial Standards.

E. Reporting of Frauds

During the year under review, the Statutory Auditors, Cost Auditor and Secretarial Auditor have not reported any instances of frauds committed in the Company by its officers or employees, either to the Audit Committee or Board under Section 143(12) of the Act details of which need to be mentioned in this Report.

17. SECRETARIAL STANDARDS

The Directors have devised proper systems and processes for complying with the requirements of applicable Secretarial Standards issued by the Institute of Company Secretaries of India and such systems were adequate and operating effectively.

18. ANNUAL RETURN

Pursuant to Section 134 (3) (a) of the Act, the copy of the Annual Return has been placed on the Company's website, available on web link at https://gfl.co.in/assets/pdf/GFCL%20-%20Form_MGT_7%20-%202023-24.pdf.

19. CONSERVATION OF ENERGY, TECHNOLOGY ABSORPTION AND FOREIGN EXCHANGE EARNINGS AND OUTGO

Information in respect of conservation of energy, technology absorption, foreign exchange earnings and

Board's Report (Contd.)

outgo pursuant to Section 134 of the Companies Act, 2013, read with Rule 8 of the Companies (Accounts) Rules, 2014, in the manner prescribed is annexed to this report as **ANNEXURE - 6**.

20. PARTICULARS OF EMPLOYEES

Disclosure pertaining to remuneration and other details as required under Section 197 (12) of the Act read with Rule 5 (1) of the Companies (Appointment and Remuneration of Managerial Personnel) Rules, 2014 are annexed to this report as **ANNEXURE - 7**.

In accordance with the provisions of Section 197 (12) of the Act read with Rules 5 (2) and 5 (3) of the Companies (Appointment and Remuneration of Managerial Personnel) Rules, 2014, a statement showing the name and other particulars of the employees drawing remuneration in excess of the limits set out in the said rule is annexed to this report.

In terms of Section 136 of the Act, the Report and Accounts are being sent to the Members of the Company excluding information on employees' particulars which is available for inspection by the Members at the Registered Office of the Company during the business hours on working days of the Company up to the date of the ensuing Annual General Meeting. If any Member is interested in obtaining such information, may write to the Company Secretary of the Company.

21. SAFETY, HEALTH AND ENVIRONMENT

Safety, health and environment are of prime concern to the Company and necessary efforts were made in this direction in line with the safety, health and environment policy laid down by the Company. The Company has achieved certification of ISO 14001:2004 (Environment Management System), ISO 18001:2007 (Occupational Health and Safety Management System) and ISO 9001:2008 (Quality Management System) for its Ranjitnagar and Dahej Units. For more details, please refer to the natural capital of Integrated Annual Report.

22. INSURANCE

The Company's property and assets have been adequately insured.

23. RISK MANAGEMENT

The Risk Management Policy of the Company, which is approved by the Risk Management Committee of the Board ('RMC') and the Board of Directors have provided

the framework of Enterprise Risk Management ('ERM') by describing mechanisms designed to identify, assess and mitigate risks appropriately. The RMC has been entrusted with the responsibility to assist the Board in:

- Measures for risk mitigation including systems and processes for internal control of identified risks and Business continuity plan;
- To ensure that appropriate methodology, processes and systems are in place to monitor and evaluate risks associated with the business of the Company;
- To monitor and oversee implementation of the Risk Management Policy, including evaluating the adequacy of risk management systems etc.

24. INFORMATION UNDER THE SEXUAL HARASSMENT OF WOMEN AT WORKPLACE (PREVENTION, PROHIBITION AND REDRESSAL) ACT, 2013

The Company has in place an Anti-Sexual Harassment Policy in line with the requirements of The Sexual Harassment of Women at Workplace (Prevention, Prohibition and Redressal) Act, 2013. The Company has formed an Internal Complaints Committee (ICC) to redress complaints received regarding sexual harassment. All employees (permanent, contractual, temporary, trainees) are covered under this Policy.

The following is the summary of sexual harassment complaints received and disposed of during the Financial Year 2023-24:

No. of Complaints Received	Nil
No. of Complaints disposed of	Not Applicable

The Company has complied with provisions relating to the constitution of Internal Complaints Committee under the Sexual Harassment of Women at Workplace (Prevention, Prohibition and Redressal) Act, 2013.

25. MATERIAL CHANGES AND COMMITMENTS, IF ANY, AFFECTING THE FINANCIAL POSITION OF THE COMPANY WHICH HAVE OCCURRED BETWEEN THE END OF THE FINANCIAL YEAR OF THE COMPANY TO WHICH THE FINANCIAL STATEMENTS RELATE AND THE DATE OF THE REPORT

There are no material changes and commitments affecting the financial position of the Company which have occurred between the end of the Financial Year of the Company to which the Financial Statements relate and the date of this report.

Board's Report (Contd.)

26. INSOLVENCY AND BANKRUPTCY CODE

There are no applications made or any proceedings pending under the Insolvency and Bankruptcy Code, 2016 (31 of 2016) during the year under review.

Associates, all Regulatory and Government authorities for their continued support, encouragement and confidence reposed in your Company's management.

27. ONETIME SETTLEMENT WITH ANY BANK OR FINANCIAL INSTITUTION

There was no instance of onetime settlement with any Bank or Financial Institution during the year under review.

The Board also convey their appreciation to the employees at all levels for their dedicated services, efforts and collective contribution towards growth of your Company.

By Order of the Board of Directors

28. ACKNOWLEDGEMENT

The Board wish to place on record their appreciation to the Investors, Bankers, Customers, Business

Date: 13th August, 2024
Place: New Delhi

Devendra Kumar Jain
Chairman
DIN: 00029782

Annexure - 1 Corporate Governance Report

In Compliance with Regulation 34(3) of Securities and Exchange Board of India (Listing Obligations and Disclosure Requirements) Regulations, 2015, as amended (hereinafter referred to as 'Listing Regulations'), Gujarat Fluorochemicals Limited ("the Company") is pleased to submit this Report on Corporate Governance for the matters listed in Para C of Schedule V of the Listing Regulations and the practices followed by the Company in this regard for the year ended 31st March, 2024.

Employees, other associated persons and the society as a whole. Corporate Governance is the system by which companies are directed and controlled by the Management in the best interest of the Shareholders and other Stakeholders; ensuring greater transparency and better and timely financial reporting. Corporate Governance, therefore, generates long term economic value for its Stakeholders.

Further, the Company has adopted Ethical Code of Conduct and Whistle Blower Policy for all its Employees, Executive and Non-Executive Directors and Stakeholders with a view to strengthen its Corporate Governance System. Pursuant to the Regulation 26 of the Listing Regulations, all Board Members and Senior Management have affirmed compliance with Code of Conduct. A declaration to this effect, duly signed by the Managing Director is annexed to this Report. Further, the Company also believes in Ethical Business Practices and has received ISO: 37001 Certification.

1. A BRIEF STATEMENT ON THE COMPANY'S PHYLOSOPHY ON CODE OF GOVERNANCE

The Company believes that the implementation of Corporate Governance principles generates public confidence in the corporate system. With this belief, the Company has initiated significant measures for compliance with Corporate Governance and has constantly strived towards betterment of these aspects and thereby perpetuate it into generating long term economic value for its Shareholders, Customers,

2. BOARD OF DIRECTORS

(a) Composition and Category of Directors:

The Composition of the Board of Directors of the Company is in conformity with the provisions of the Companies Act, 2013 ("the Act") and Listing Regulations. Details of composition and category of Directors, are as under;

Name of Directors	Category of Directors	Sub – Category of Directors	No. of Directors	
Mr. Devendra Kumar Jain	Chairman	Promoter – Non-Executive Director	1	
Mr. Vivek Kumar Jain	Executive Directors	Promoter – Managing Director	1	
Dr. Bir Kapoor*		Deputy Managing Director	1	
Mr. Sanath Kumar Muppurala		Whole-time Directors		3
Mr. Niraj Kishore Agnihotri				
Mr. Jay Mohanlal Shah**	Non – Executive Directors	Independent Directors	4	
Mr. Shanti Prashad Jain				
Mr. Shailendra Swarup				
Mr. Om Prakash Lohia				
Mr. Chandra Prakash Jain				
Ms. Vanita Bhargava	Non – Executive Woman Director		1	

* Appointed as Deputy Managing Director of the Company w.e.f. 3rd November, 2023.

** Ceased to be Whole-time Director of the Company w.e.f. 6th May, 2024.

(b) Number of Meetings of the Board of Directors held with the dates, attendance of each Director at the Meeting of the Board of Directors and the last Annual General Meeting, disclosure of relationships between Directors inter-se and number of shares and convertible instruments held by Non-Executive Directors:

During the Financial Year 2023-24, the Board met 4(Four) times on 5th May, 2023, 5th August, 2023, 3rd November, 2023 and 7th February, 2024.

Corporate Governance Report (Contd.)

The Meetings of the Board have been held at regular intervals with a time gap of not more than 120 days between two consecutive Meetings during the Financial Year 2023-24.

The Company uses the facility of video conferencing, as permitted under Section 173(2) of the Act read together with Rule 3 of the Companies (Meetings of Board and its Powers) Rules, 2014 for conducting of its Board / Committee Meetings, thereby saving resources and cost to the Company and valuable time of the Directors.

The following table gives details of Directors, their attendance at the Meetings of the Board and Annual General Meeting, Disclosure of Relationship between Directors inter-se and Number of Shares held by Non- Executive Directors as at 31st March, 2024:

Name of Director	Category of Director	Number of Board Meetings attended	Whether attended last AGM	Relationship between Directors inter-se	Number of Shares held by Non-Executive Director
Mr. Devendra Kumar Jain	Promoter Group Member, Non-Independent Director and Non-Executive Director	4 out of 4	Yes	Father of Mr. Vivek Jain	20,100
Mr. Vivek Jain	Promoter Group Member and Managing Director	4 out of 4	Yes	Son of Mr. Devendra Kumar Jain	Not applicable
Dr. Bir Kapoor*	Executive Director – Deputy Managing Director	1 out of 1*	NA	No inter-se relationship between Directors	Not applicable
Mr. Shailendra Swarup	Independent and Non-Executive Director	4 out of 4	Yes	No inter-se relationship between Directors	14,000
Mr. Om Prakash Lohia	Independent and Non-Executive Director	4 out of 4	No	No inter-se relationship between Directors	0
Mr. Shanti Prashad Jain	Independent and Non-Executive Director	4 out of 4	Yes	No inter-se relationship between Directors	2,000
Ms. Vanita Bhargava	Independent and Non-Executive Director	2 out of 4	No	No inter-se relationship between Directors	0
Mr. Chandra Prakash Jain	Independent and Non-Executive Director	4 out of 4	No	No inter-se relationship between Directors	0
Mr. Sanath Kumar Muppirala	Executive Director – Whole-time Director	4 out of 4	Yes	No inter-se relationship between Directors	Not applicable
Mr. Niraj Kishore Agnihotri	Executive Director – Whole-time Director	4 out of 4	Yes	No inter-se relationship between Directors	Not applicable
Mr. Jay Mohanlal Shah**	Executive Director – Whole-time Director	4 out of 4	Yes	No inter-se relationship between Directors	Not applicable

*Appointed as Deputy Managing Director of the Company w.e.f. 3rd November, 2023.

** Ceased to be Whole-time Director of the Company w.e.f. 6th May, 2024.

The Company has not issued any Convertible Instruments and hence, the details in respect of such Convertible Instruments held by Non-Executive Directors directors are not applicable.

Corporate Governance Report (Contd.)

(c) Number of Directorships and Committee Membership/ Chairmanship as on 31st March, 2024:

Name of the Director	Number of other Directorships/ Committee Memberships/Chairmanships			List of Directorship held in other Listed Companies and Category of Directorship
	Other Directorship (**)	Membership of Public Limited Companies	Chairpersonship of Public Limited Companies	
Mr. Devendra Kumar Jain	5	1	1	GFL Limited (Managing Director) Inox Wind Energy Limited (Non- Executive Director)
Mr. Shailendra Swarup	8	5	1	Subros Limited (Independent Director) Bengal and Assam Company Limited (Independent Director) Jagran Prakash Limited (Independent Director) Sterling Tools Limited (Independent Director)
Mr. Vivek Jain	7	3	1	Inox Wind Energy Limited (Non-Executive Director)
Dr. Bir Kapoor #	2	0	0	-
Mr. Shanti Prashad Jain	6	7	4	Inox Wind Limited (Independent Director) Inox Wind Energy Limited (Independent Director) GFL Limited (Independent Director) Inox Green Energy Services Limited (Independent Director)
Ms. Vanita Bhargava	3	5	0	Pilani Investment and Industries Corporation Limited (Independent Director) GFL Limited (Independent Director) Inox Wind Energy Limited (Independent Director)
Mr. Om Prakash Lohia	3	1	0	Indo Rama Synthetics (India) Limited (Managing Director)
Mr. Chandra Prakash Jain	1	0	0	-
Mr. Sanath Kumar Muppirala	0	0	0	-
Mr. Jay Mohanlal Shah^	0	0	0	-
Mr. Niraj Kishore Agnihotri	0	0	0	-

(#) Appointed as Deputy Managing Director of the Company w.e.f. 3rd November, 2023.

(^) Ceased to be Whole-time Director of the Company w.e.f. 6th May, 2024.

(*) Committee means Audit Committee and Stakeholders' Relationship Committee as per Regulation 26 of the Listing Regulations and does not include membership and Chairmanship of Gujarat Fluorochemicals Limited

(**) Other Directorship excludes directorship of foreign companies and companies registered under Section 8 of Companies Act, 2013.

Corporate Governance Report (Contd.)

During the Financial Year 2023-24:

- 1) None of the Directors were Directors in more than 10 Public Limited Companies.
- 2) None of the Directors held directorship in more than 7 listed Companies or acted as an Independent Director in more than 7 listed Companies.
- 3) None of the Directors who was a Whole-time Director/Managing Director in any listed entity during the year served as an Independent Director in more than 3 listed entities.
- 4) None of the Directors was a member of more than 10 Committees, or acted as a Chairman of more than 5 Committees across all Public Limited Companies as per Regulation 26(1) of Listing Regulations.

(d) Web link of Familiarization programmes imparted to Independent Directors

Kindly refer to the Company's website https://gfl.co.in/Familiarization_Programme_for_Independent_Directors.php for details of the familiarization programme as held for Independent Directors on their roles, rights, responsibilities in the Company, nature of the industry in which the Company operates, business model of the Company and related matters.

All the Independent Directors of the Company have registered themselves with Indian Institute of Corporate Affairs as required under the Companies Act, 2013.

(e) Independent Directors Meeting

As stipulated under Section 149 of the Companies Act, 2013 read with Schedule IV pertaining to the Code of Independent Directors and the Listing Regulations, separate Meeting of the Independent

Directors of the Company was held on 7th February, 2024 with the following agenda:

- To review performance of Non-Independent Directors and the Board as a whole and Chairperson of the Company.
- To assess the quality, quantity and timeliness of flow of information between the Company Management and the Board that is necessary for the Board to effectively and reasonably perform their duties.
- To familiarize Independent Directors with the Company, their roles, rights, responsibilities in the Company, nature of the industry in which the Company operates, business model of the Company, etc.

(f) Declaration of Independence

All Independent Directors have given declarations that they meet the criteria of independence as laid down under Section 149(6) of the Companies Act, 2013 and Regulation 16(1)(b) of the Listing Regulations. In the opinion of the Board, the Independent Directors fulfil the conditions of independence specified under Section 149(6) of the Companies Act, 2013 and Regulation 16(1)(b) of the Listing Regulations and are independent of the Management.

(g) Key Skills, Expertise and Competencies of the Board

The Board comprises qualified members who possess required skills, competence and expertise to enable them to effectively contribute in deliberations at Board and Committee meetings. The below matrix summarizes the skills, expertise and competencies possessed by the Company's Directors, which are key to corporate governance and Board effectiveness:

Name of the Directors	Skill, Expertise and Competencies				
	Chemical Sector particularly in Fluoropolymers and Fluorospeciality Chemicals	Business Strategy and Management	Accounts, Finance, Financial Management and Taxation	Corporate Governance and Administration	Legal and compliance
Mr. Devendra Kumar Jain	√	√	√		
Mr. Vivek Jain	√	√	√	√	√
Dr. Bir Kapoor	√	√	√	√	√
Mr. Sanath Kumar Muppurala	√	√			√

Corporate Governance Report (Contd.)

Name of the Directors	Skill, Expertise and Competencies				
	Chemical Sector particularly in Fluoropolymers and Fluorospeciality Chemicals	Business Strategy and Management	Accounts, Finance, Financial Management and Taxation	Corporate Governance and Administration	Legal and compliance
Mr. Niraj Agnihotri	√	√			√
Mr. Jay Mohanlal Shah	√	√			√
Mr. Shailendra Swarup			√	√	√
Mr. Shanti Prashad Jain			√	√	√
Mr. Om Prakash Lohia		√	√	√	√
Ms. Vanita Bhargava			√	√	√
Mr. Chandra Prakash Jain			√		√

3. AUDIT COMMITTEE

The Audit Committee plays a pivotal role in supporting the Board of Directors by overseeing key aspects of the Company's governance. Its responsibilities encompass guiding the financial reporting process conducted by the management, evaluating the internal control system's efficacy, monitoring the risk management framework, and overseeing both internal and external audit functions. The committee operates in accordance with a charter or terms of reference, which define its composition, authority, responsibilities, and reporting functions. The terms of reference comprehensively cover all the elements outlined in Section 177 of the Companies Act, 2013 and Regulation 18(3) read with Part C of Schedule II to the Listing Regulations. This underscores the committee's commitment to adhering to legal and regulatory standards.

(a) Brief description of Terms of Reference

Audit Committee of the Company was constituted and the role and the terms of reference were defined by the Board of Directors in their meeting held on 13th August, 2019 which are in accordance with the requirements of Section 177 of the Act read with relevant Rules made thereunder and Regulation 18 of the Listing Regulations read with Part C of Schedule II of the Listing Regulations, which are mainly as follows:

1. Oversight of the Company's financial reporting process and the disclosure of its financial information to ensure that the financial statements are correct, sufficient and credible;
2. Recommendation for appointment, remuneration and terms of appointment of auditors of the Company;

3. Approval of payment to statutory auditors for any other services rendered by the statutory auditors;
4. Reviewing, with the management, the annual financial statements and auditor's report thereon before submission to the board for approval, with particular reference to:
 - a. Matters required to be included in the Director's Responsibility Statement to be included in the Board's report in terms of clause (c) of sub-section 3 of section 134 of the Companies Act, 2013
 - b. Changes, if any, in accounting policies and practices and reasons for the same
 - c. Major accounting entries involving estimates based on the exercise of judgment by management
 - d. Significant adjustments made in the financial statements arising out of audit findings
 - e. Compliance with listing and other legal requirements relating to financial statements
 - f. Disclosure of any related party transactions
 - g. modified opinion(s) in the draft audit report
5. Reviewing, with the management, the quarterly financial statements before submission to the board for approval;
6. Reviewing, with the management, the statement of uses / application of funds raised through an issue (public issue,

Corporate Governance Report (Contd.)

- rights issue, preferential issue, etc.), the statement of funds utilized for purposes other than those stated in the offer document / prospectus / notice and the report submitted by the monitoring agency monitoring the utilisation of proceeds of a public or rights issue or preferential issue or qualified institutions placement and making appropriate recommendations to the Board to take up steps in this matter;
7. Review and monitor the auditor's independence and performance, and effectiveness of audit process;
 8. Approval or any subsequent modification of transactions of the Company with related parties;
 9. Scrutiny of inter-corporate loans and investments;
 10. Valuation of undertakings or assets of the Company, wherever it is necessary;
 11. Evaluation of internal financial controls and risk management systems;
 12. Reviewing, with the management, performance of statutory and internal auditors, adequacy of the internal control systems;
 13. Reviewing the adequacy of internal audit function, if any, including the structure of the internal audit department, staffing and seniority of the official heading the department, reporting structure coverage and frequency of internal audit;
 14. Discussion with internal auditors of any significant findings and follow up there on;
 15. Reviewing the findings of any internal investigations by the internal auditors into matters where there is suspected fraud or irregularity or a failure of internal control systems of a material nature and reporting the matter to the board;
 16. Discussion with statutory auditors before the audit commences, about the nature and scope of audit as well as post-audit discussion to ascertain any area of concern;
 17. To look into the reasons for substantial defaults in the payment to the depositors, debenture holders, shareholders (in case of non-payment of declared dividends) and creditors;
 18. To review the functioning of the Whistle Blower mechanism;
 19. Approval of appointment of CFO (i.e., the whole-time Finance Director or any other person heading the finance function or discharging that function) after assessing the qualifications, experience and background, etc. of the candidate;
 20. Carrying out any other function as is mentioned in the terms of reference of the Audit Committee.
 21. Review the utilization of loans and/ or advances from/investment by the holding company in the subsidiary exceeding ₹ 100 Crores or 10% of the asset size of the subsidiary, whichever is lower including existing loans / advances / investments existing as on the date of coming into force of this provision;
 22. Consider and comment on rationale, cost-benefits and impact of schemes involving merger, demerger, amalgamation etc., on the listed entity and its shareholder.
 23. Review the following information:
 - a. Management discussion and analysis of financial condition and results of operations;
 - b. Management letters / letters of internal control weaknesses issued by the statutory auditors;
 - c. Internal audit reports relating to internal control weaknesses;
 - d. The appointment, removal and terms of remuneration of the chief internal auditor
 - e. Statement of deviations: -
 - quarterly statement of deviation(s) including report of monitoring agency, if applicable, submitted to stock exchange(s) in terms of Regulation 32(1) of the Listing Regulations.
 - annual statement of funds utilized for purposes other

Corporate Governance Report (Contd.)

than those stated in the offer document/prospectus/notice in terms of Regulation 32(7) of the Listing Regulations.

(b) Composition, Name of Members and Chairperson, Meetings of Audit Committee and Attendance

The Committee comprises of four Directors with Mr. Shanti Prashad Jain as the Chairman of the Committee. The composition of Audit Committee

The details of composition of Audit Committee and the Meetings attended by the Directors during Financial Year 2023-24 are given below:

Name	Position	Number of Meetings Attended during the year
Mr. Shanti Prashad Jain, Non-Executive and Independent Director	Chairman	4 out of 4
Mr. Vivek Jain, Executive Director and Managing Director	Member	4 out of 4
Mr. Shailendra Swarup, Non-Executive and Independent Director	Member	4 out of 4
Ms. Vanita Bhargava, Non-Executive and Independent Director	Member	2 out of 4

The Chairman of the Audit Committee had attended the last Annual General Meeting.

4. NOMINATION AND REMUNERATION COMMITTEE

The Nomination and Remuneration Committee ('NRC') is constituted and functions in accordance with Section 178 of the Act, Regulation 19 of the Listing Regulations and its policy as approved by the Board. The primary responsibility of the NRC is to oversee the appointment of Directors and Senior Management, considering criteria such as expertise and independence. Performance evaluations of Directors and Senior Management are conducted based on predetermined performance criteria. Additionally, the NRC makes recommendations to the Board regarding the remuneration for Directors and Senior Management.

(a) Brief description of Terms of Reference

Nomination and Remuneration Committee ('NRC') of the Company was constituted and the terms of reference were defined by the Board of Directors in their meeting held on 13th August, 2019 which are in accordance with the requirements of Section 178 of the Companies Act, 2013 read with relevant Rules made thereunder and Regulation 19 of Listing Regulations read with Part D of Schedule

as mentioned herein below is in compliance with Section 177 of the Companies Act, 2013 read with relevant Rules made thereunder and Regulation 18 of the Listing Regulations.

During the Financial Year 2023-24, the Audit Committee met 4(Four) times on 5th May, 2023, 5th August, 2023, 3rd November, 2023 and 7th February, 2024. Hence, the Audit Committee Meetings held during the Financial Year 2023-24 are in compliance with the Listing Regulations.

II of the Listing Regulations, which inter-alia includes as follows:

- a. Identify persons who are qualified to become Directors and who may be appointed in Senior Management of the Company in accordance with the criteria laid down by it and recommend to the Board their appointment and removal.
- b. To lay down criteria to carry out evaluation of every Director's performance.
- c. To formulate criteria for determining qualification, positive attributes and Independence of a Director;
- d. To determine the Composition and level of remuneration, including reward linked with the performance, which is reasonable and sufficient to attract, retain and motivate Directors, KMP, Senior Management Personnel & other employees to work towards the long-term growth and success of the Company.

Corporate Governance Report (Contd.)

Selection of New Directors and Board Membership Criteria

The NRC recommends to the Board the appropriate qualifications, positive attributes, characteristics, skills and experience required for the Board as a whole and its individual members, with the objective of having a Board with diverse backgrounds and experience in business, government, education and public service. The Nomination and Remuneration Policy is available on the Company's website at <https://www.gfl.co.in/upload/pages/cb6ba6345d09cb9d816af1bb665c860a.pdf>.

(b) Composition, Name of Members and Chairperson, Meetings and Attendance

The Composition of Nomination and Remuneration Committee is in line with Section 178 of the Companies Act, 2013 read with relevant Rules made thereunder and Regulation 19 of the Listing Regulations. During the Financial Year 2023-24, the Nomination and Remuneration Committee met 3 (three) times on 5th August, 2023, 3rd November, 2023 and 7th February, 2024.

The details of Composition of Nomination and Remuneration Committee and the Meeting attended by the Directors during the Financial Year 2023-24 are given below:

Name of Director	Position	Number of Meetings Attended during Year
Mr. Shanti Prashad Jain, Non-Executive & Independent Director	Chairman	3 out of 3
Mr. Om Prakash Lohia, Non-Executive & Independent Director	Member	3 out of 3
Mr. Shailendra Swarup, Non-Executive & Independent Director	Member	3 out of 3

The Chairman of the Nomination and Remuneration Committee had attended the last Annual General Meeting.

(c) Performance Evaluation Criteria for Independent Directors

The Performance Evaluation criteria for Independent Directors are determined by the NRC. An indicative list of factors on which evaluation was carried out includes Competency and Experience of Directors, Participation in the Board, Governance and Compliances, conflict of Interest, Corporate Culture and values, Stakeholder value and Responsibility, Integrity and confidentiality of information.

Performance Evaluation forms containing the above criteria for evaluation of Board as a whole, Committees of the Board and individual Directors and Chairperson of the Company were sent to all the Directors with a request to provide their feedback to the Company on the Annual Performance Evaluation of Board as a whole, Committees of Board, Individual Directors and Chairperson of the Company.

Further, based on the Feedback received by the Company, the NRC at its Meeting held on 7th February, 2024 had noted that the Annual Performance of each Director is highly satisfactory

and decided to continue the terms of appointment of all the Independent Directors of the Company.

5. STAKEHOLDERS' RELATIONSHIP COMMITTEE

The Stakeholders' Relationship Committee ('SRC') looks into various aspects of interest of shareholders. The Committee ensures cordial investor relations and oversees the mechanism for redressal of investors' grievances.

(a) Brief description of Terms of Reference

Stakeholders' Relationship Committee of the Company was constituted and the Role and the Terms of Reference were defined by the Board of Directors in their meeting held on 13th August, 2019 which are in accordance with the requirements of Section 178 of the Companies Act, 2013 read with relevant Rules made thereunder and Regulation 20 of the Listing Regulations read with Part D of Schedule II of the Listing Regulations.

During the Financial Year 2023-24, the Stakeholders' Relationship Committee met 2 (Two) times on 8th September, 2023 and 3rd October, 2023.

Corporate Governance Report (Contd.)

(b) Composition and attendance during the year

Name of Directors	Position	Number of Meetings Attended during Year
Mr. Shailendra Swarup, Non-Executive & Independent Director	Chairman	2 out of 2
Mr. Shanti Prashad Jain, Non-Executive & Independent Director	Member	2 out of 2
Mr. Vivek Jain, Executive Director & Managing Director	Member	2 out of 2

(c) Name of Non-Executive Director heading the Committee	Mr. Shailendra Swarup
(d) Name and designation of Compliance Officer Company Secretary and Compliance officer	Mr. Bhavin Desai, Company Secretary and Compliance officer
(e) Number of Shareholders complaints received during the Financial Year 2023-24	10
(f) Number of Complaints not resolved to the satisfaction of Shareholders	Nil
(g) Number of pending complaints	Nil

The Chairman of the Stakeholders' Relationship Committee has attended the last Annual General Meeting.

6. RISK MANAGEMENT COMMITTEE

In Compliance with the requirements prescribed under Regulation 21 of the Listing Regulations, the Company has constituted a Risk Management Committee ('RMC'). The RMC helps the Board of Directors to manage the Company's risks through its procedures and controls. The Company has set up Enterprise Risk Management Framework (ERM) and the RMC review the risks identified with its mitigation plan and adverse impacts, if any of risks identified on the Company's Businesses.

(a) Brief description of Terms of Reference

Risk Management Committee of the Company was constituted and the role and the terms of reference were defined by the Board of Directors in their meeting held on 18th June, 2021 which are in accordance with the Regulation 21 of the Listing Regulations read with Part D of Schedule II of the Listing Regulations which are mainly as follows:

- To formulate a detailed risk management policy which shall include:
 - A framework for identification of internal and external risks specifically faced by the listed entity, in particular including financial, operational, sectoral, sustainability (particularly ESG related risks), information, cyber security risks or any other risk as may be determined by the Committee;

- Measures for risk mitigation including systems and processes for internal control of identified risks;
 - Business continuity plan.
- To ensure that appropriate methodology, processes and systems are in place to monitor and evaluate risks associated with the business of the Company;
 - To monitor and oversee implementation of the risk management policy, including evaluating the adequacy of risk management systems;
 - To periodically review the risk management policy, at least once in two years, including by considering the changing industry dynamics and evolving complexity;
 - To keep the board of directors informed about the nature and content of its discussions, recommendations and actions to be taken;
 - The appointment, removal and terms of remuneration of the Chief Risk Officer (if any).

(b) Composition, Name of Members, Chairperson, Meetings and Attendance

The Composition of Risk Management Committee is in Compliance with Regulation 21 of the Listing Regulations. During the Financial Year 2023-24, the Risk Management Committee met 2 (two) times on 10th July, 2023 and 20th December, 2023.

Corporate Governance Report (Contd.)

The details of Composition of Risk Management Committee and the Meeting attended by the Directors during the Financial Year 2023-24 are given below:

Name of Directors	Position	Number of Meetings Attended during Year
Mr. Vivek Jain, Executive Director and Managing Director	Chairman	2 out of 2
Mr. Shanti Prashad Jain, Non-Executive & Independent Director	Member	0 out of 2
Mr. Shailendra Swarup, Non-Executive & Independent Director	Member	2 out of 2

7. SENIOR MANAGEMENT

The particulars of Senior Management including the changes therein since the close of the previous financial year are as under:

Sr. No.	Name	Designation
1.	Mr. Bimlesh Chander Jain	Executive President - Coordination & Monitoring
2.	Mr. Akhil Jindal ^	Group Chief Financial Officer
3.	Mr. Ashutosh Pattanayak	Head-Corporate EHS & Sustainability
4.	Mr. Saurabh Gupta	Group Chief Digital & Information officer
5.	Mr. Rajiv Chauhan	Vice President – R & D
6.	Mr. Manoj Agrawal	Chief Financial Officer
7.	Mr. Bhavin Desai	Company Secretary & Compliance Officer
8.	Mr. Kapil Malhotra	Global Business Unit Head - Fluoropolymers
9.	Mr. Kallol Chakraborty	Head (Group Corporate Human Resources)
10.	Mr. Rajiv Sharma	Chief Commercial Officer
11.	Mr. Anil V Killariker	Chief Operations Officer
12.	Mr. Anant Agarwal	Head – Bulk Chemicals
13.	Mr. Vitthal Genbhau Gund	Chief Technology Officer & President-R&D
14.	Mr. Malik Shah	Head – Supply Chain
15.	Mr. Ujjwal Mahanti	Corporate Head - Projects
16.	Mr. Govind Vijay	Head – Legal & Contracts

^ Mr. Akhil Jindal was appointed as Group Chief Financial Officer w.e.f. 17th January, 2024.

8. REMUNERATION TO DIRECTORS

(a) Remuneration to Executive Directors:

The Board of Directors on the recommendations of Nomination and Remuneration Committee of Directors is authorized to decide the remuneration of the Managing Director and Whole-time Directors, subject to the approval of the Members and Central Government, if required. The remuneration structure comprises of salary, perquisites, retirement benefits and commission as per the law/rules.

Details of the remuneration paid/payable to the Managing Director and the Executive Directors of the Company for the Financial Year 2023-24 is as follows:

Corporate Governance Report (Contd.)

(₹ in Lakhs)

Particulars	Name and Designation of Director				
	Mr. Vivek Jain, Managing Director (Re-appointed with effect from 1 st January, 2023)	Dr. Bir Kapoor, Deputy Managing Director (Appointed with effect from 3 rd November, 2023)	Mr. Sanath Kumar Muppurala, Whole-time Director (Re-appointed with effect from 28 th April, 2023)	Mr. Niraj Kishore Agnihotri – Whole-time Director (Re-appointed with effect from 1 st July, 2023)	Mr. Jay Mohanlal Shah- Whole-time Director# (Re-appointed with effect from 1 st November, 2023)
Salary & Allowances	303.50	121.64	146.00	164.36	105.56
Perquisites	55.91	-	-	-	-
Contribution to PF	32.40	6.68	7.07	7.19	4.07
Commission	1,430.58*	-	-	-	-
Total	1,822.39	128.32	153.07	171.55	109.63
Services Contract	1 st January, 2023 to 31 st December, 2027	3 rd November, 2023 to 2 nd November, 2026	28 th April, 2024 to 27 th April, 2025	1 st July, 2024 to 30 th June, 2025	NA
Notice Period	3 Months	3 Months	3 Months	3 Months	NA

*To be paid after the financial statements of the Company adopted by the Shareholders at ensuing Annual General Meeting.

#Mr. Jay Mohanlal Shah had tendered his resignation as Director and Whole-time Director of the Company w.e.f. 6th May, 2024.

During the Financial Year 2023-24, the Company had not granted any stock options and no performance linked incentives were paid.

(b) Remuneration to Non-Executive Directors:

Mr. Devendra Kumar Jain, Non-Executive Director of the Company is entitled to remuneration by way of Commission which exceeds fifty percentage of the total remuneration paid to all the Non-Executive Directors of the Company during the Financial Year 2023-24. The same is subject to approval of shareholders in the forthcoming Annual General Meeting. The criteria for making payment to Non-Executive Directors of the Company is disclosed on the Company's website. The same can be viewed at <https://gfl.co.in/assets/pdf/Criteria-for-making-payment-to-Non-executive-Director.pdf>

Details of the remuneration paid/payable to the Non-Executive Directors of the Company for the Financial Year 2023-24 is as follows:

(₹ in Lakhs)

Name of the Directors	Sitting Fees for attending Board/ Committee Meetings	Professional Fees	Commission*	Total
Mr. Devendra Kumar Jain	2.00	-	572.23	574.23
Mr. Shanti Prashad Jain	6.50	-	-	6.50
Mr. Shailendra Swarup	6.50	-	-	6.50
Ms. Vanita Bhargava	2.00	-	-	2.00
Mr. Om Prakash Lohia	-	-	-	-
Mr. Chandra Prakash Jain	2.50	-	-	2.50
Total	19.50	-	572.23	591.73

*Subject to approval of shareholders in the ensuing Annual General Meeting.

During the Financial Year 2023-24, the Company had not granted any stock options and no performance linked incentives were paid.

Corporate Governance Report (Contd.)

(c) Non-Executive Directors with materially significant related party transactions, pecuniary or business relationship with the Company

There have been no materially significant related party transactions, pecuniary transactions or relationships between the Company and its Non-Executive Directors during the Financial Year 2023-24 that may have potential conflict with the interests of the Company at large.

Apart from drawing sitting fees none of the Independent Directors have any other pecuniary relationship or transactions with the Company which in the judgement of the Board would affect the independence or Judgement of Directors.

9. GENERAL BODY MEETINGS

The particulars of last three Annual General Meeting and Extraordinary General Meeting of the Company and details of Special Resolutions passed, if any, at these Meetings are given hereunder:

Financial Year	Location, Date and Time	Details of Special Resolution passed
2020-21	30 th September, 2021 at 11:30 A.M. through Video Conferencing/Other Audio-Visual Means	- Approval of payment of remuneration to Mr. Devendra Kumar Jain (DIN: 00029782) Non-Executive Director of the Company for the Financial Year 2020-21 which is in excess of fifty percent of the total remuneration to all Non-Executive Directors of the Company for the Financial Year 2020-21.
2020-21	Extraordinary General Meeting held on 2 nd November, 2021 at 11:30 A.M. through Video Conferencing/Other Audio-Visual Means	- Approval to modify the limit to advance any loan or give guarantee/s or provide any security/ies in connection with any loan/s taken by the person in whom the Director of the Company is interested under Section 185 of the Companies Act, 2013 within the overall ceiling limit remaining same as approved at the First Annual General Meeting held on 6 th August, 2019.
2021-22	29 th September, 2022 at 11:30 A.M. through Video Conferencing/Other Audio-Visual Means	- Approval of payment of remuneration to Mr. Devendra Kumar Jain (DIN: 00029782) Non-Executive Director of the Company for the Financial Year 2021-22 which is in excess of fifty percent of the total remuneration to all Non-Executive Directors of the Company for the Financial Year 2021-22.
2022-23	29 th September, 2023 at 11:30 A.M. through Video Conferencing/Other Audio-Visual Means	- Re-appointment of Mr. Shailendra Swarup (DIN: 00167799) as an Independent Director of the Company. - Re-appointment of Mr. Shanti Prashad Jain (DIN: 00023379) as an Independent Director of the Company. - Re-appointment of Mr. Chandra Prakash Jain (DIN: 00011964) as an Independent Director of the Company. - Re-appointment of Mr. Om Prakash Lohia (DIN: 00206807) as an Independent Director of the Company. - Re-appointment of Ms. Vanita Bhargava (DIN: 07156852) as an Independent Director of the Company. - Approval of payment of remuneration to Mr. Devendra Kumar Jain (DIN: 00029782) Non-Executive Director of the Company, for a period of 5 (five) Financial Years. - Approval of payment of remuneration to Mr. Devendra Kumar Jain (DIN: 00029782) Non-Executive Director of the Company for the Financial Year 2022-23 which is in excess of fifty percent of the total remuneration to all Non-Executive Directors of the Company for the Financial Year 2022-23. - Alteration of the Articles of Association of the Company.

During the Financial Year ended 31st March, 2024, no Special Resolution was passed by the Company's Members through Postal Ballot.

No Special Resolution is proposed to be conducted through Postal Ballot as on the date of this report.

Corporate Governance Report (Contd.)

10. MEANS OF COMMUNICATION

The Quarterly Results of the Company during the Financial Year ended 31st March, 2024 were submitted with the Stock Exchanges immediately after they were approved by/taken on record by the Board and published in well-circulated Gujarati (Vadodara Samachar) and English Daily (Financial Express) as well. The said results along with official news releases and presentations made to the investors / analysts have been submitted to the Stock Exchanges and also posted on the Company's website viz. www.gfl.co.in. The Company organizes investor calls to discuss its financial results every quarter where investors' queries are answered by the executive management of the Company.

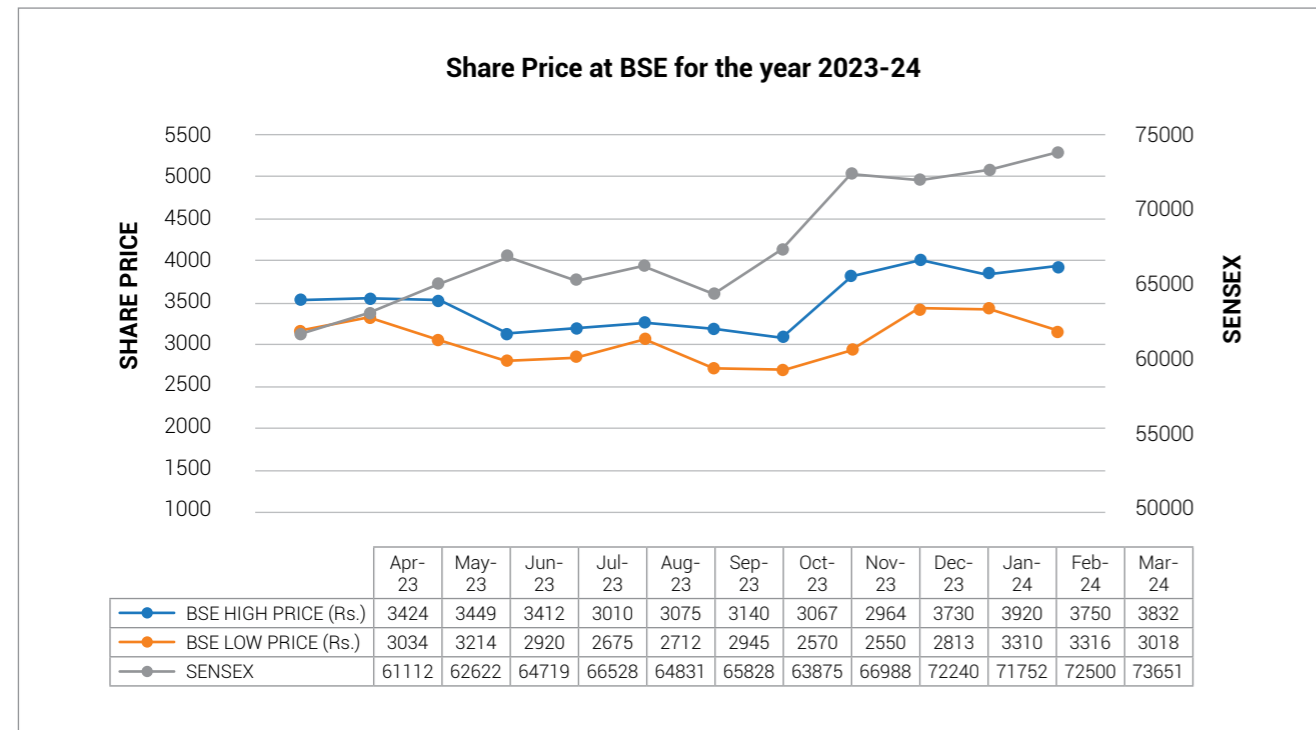
11. GENERAL SHAREHOLDER INFORMATION

11.1 Annual General Meeting	
Date	27 th September, 2024
Time	11:30 a.m
Venue/Mode	To be conducted by Video Conferencing or Any Other Audio-Visual Means hosted from the office of the Company Situated at Second Floor, ABS Towers, Old Padra Road, Vadodara - 390007
11.2 Financial Year	April 2023 to March 2024
11.3 Dividend Payment Date	The final dividend, if approved, shall be paid/credited within the stipulated time
11.4 Listing of Equity Shares on Stock Exchanges	National Stock Exchange of India Limited (NSE), Exchange Plaza, Bandra-Kurla Complex, Bandra (E), Mumbai 400 051 BSE Limited (BSE), Phiroze Jeejeebhoy Towers, Dalal Street, Mumbai 400 001
Listing Fees	The Company has paid the annual listing fees for the Financial Year 2024-25 to the NSE and BSE on which the securities are listed within the stipulated time.
11.5 Stock Code	
BSE Limited	542812
National Stock Exchange of India Limited (Symbol)	FLUOROCHEM
Demat ISIN Number in NSDL and CDSL	INE09N301011
11.6 Market Price Data: High, Low during each month in the Financial Year 2023-24 and Comparison to broad-based indices viz. Nifty 50 and BSE Sensex.	

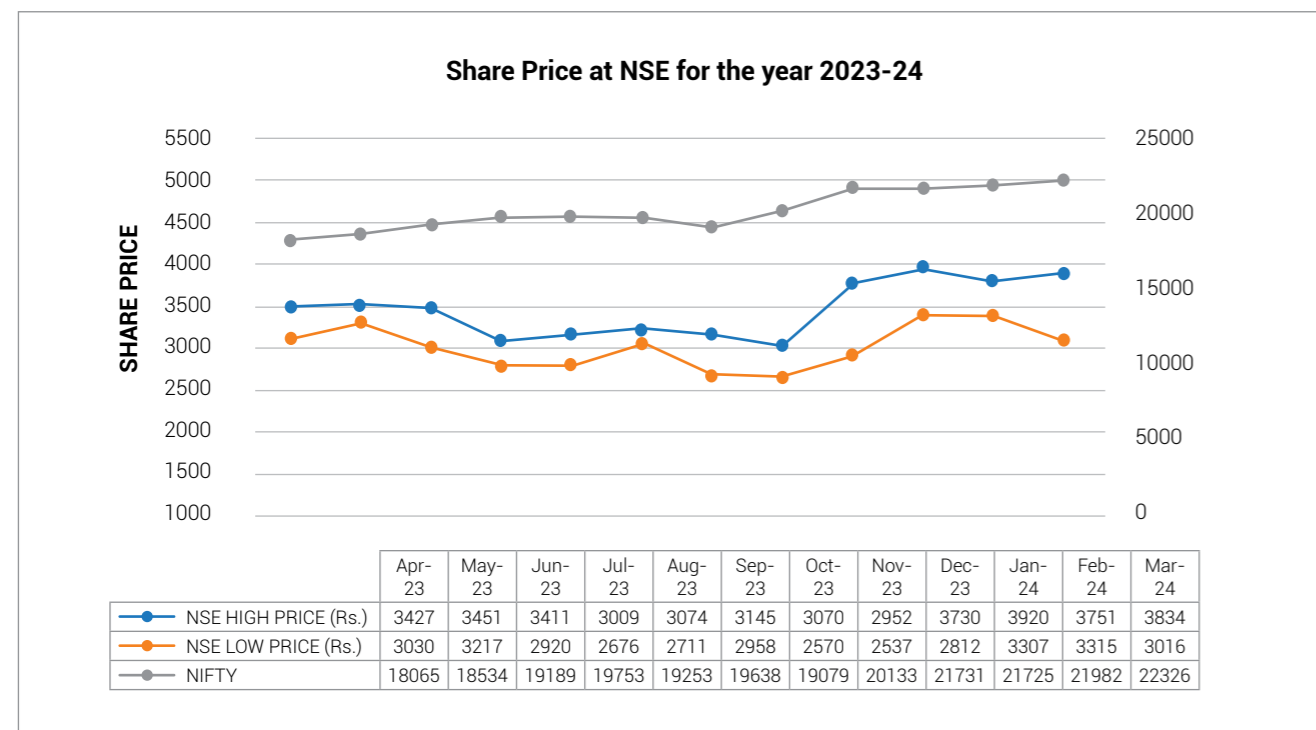
Month	BSE HIGH PRICE (₹)	BSE LOW PRICE (₹)	BSE SENSEX	NSE HIGH PRICE (₹)	NSE LOW PRICE (₹)	NIFTY 50
April, 2023	3,424	3,033	61,112	3,427	3,030	18,065
May, 2023	3,449	3,214	62,622	3,451	3,217	18,534
June, 2023	3,412	2,920	64,718	3,411	2,920	19,189
July, 2023	3,010	2,675	66,527	3,009	2,676	19,753
August, 2023	3,075	2,712	64,831	3,074	2,711	19,253
September, 2023	3,139	2,945	65,828	3,145	2,958	19,638
October, 2023	3,066	2,570	63,874	3,070	2,570	19,079
November, 2023	2,964	2,549	66,988	2,952	2,537	20,133
December, 2023	3,730	2,812	72,240	3,730	2,812	21,731
January, 2024	3,920	3,310	71,752	3,920	3,307	21,725
February, 2024	3,750	3,316	72,500	3,751	3,315	21,982
March, 2024	3,701	3,097	73,651	3,834	3,016	22,326

Corporate Governance Report (Contd.)

Share performance of the Company in graphical comparison at **BSE (Sensex)**:



Share performance of the Company in graphical comparison at **NSE (Nifty 50)**:



Corporate Governance Report (Contd.)

11.7	Suspension from Trading	The Equity Shares of the Company were not suspended from Trading during the Financial Year 2023-24.
11.8	Registrar and Transfer Agents	Link Intime India Private Limited "Geetakunj" 1, Bhakti Nagar Society, Behind ABS Towers, Old Padra Road, Vadodara – 390 015. Phone: +91 0265-3566768 E-mail: vadodara@linkintime.co.in
11.9	Share Transfer System	Transfer of shares in electronic form are processed by NSDL/CDSL through respective Depository Participants. As per SEBI Notification No. SEBI/LAD-NRO/GN/2018/24 dated 8 th June, 2018 and further amendment vide Notification No. SEBI/LAD-NRO/GN/2018/49 dated 30 th November, 2018, requests for effecting transfer of securities (except in case of transmission or transposition of securities) are not processed from 1 st April, 2019 unless the securities are held in the dematerialized form with the depositories.

11.10 Distribution of Shareholding as on 31st March, 2024:				
No. of shares ranging From – To	Number of shareholders	% to total shareholders	Number of shares	% to total
1 to 500	65,027	94.53	23,91,645	2.18
501 to 1000	2,045	2.97	17,75,381	1.62
1001 to 2000	665	0.97	10,47,331	0.95
2001 to 3000	244	0.35	6,28,014	0.57
3001 to 4000	146	0.21	5,26,153	0.48
4001 to 5000	110	0.16	5,17,136	0.47
5001 to 10000	239	0.35	17,21,447	1.57
10001 and above	315	0.46	10,12,42,893	92.16
Total	68,791	100	10,98,50,000	100

11.11 Dematerialization of shares and liquidity as on 31st March, 2024:		
Particulars	No. of Shares	% to Total Share Capital
No. of Shares Dematerialized		
NSDL	10,24,06,694	93.23
CDSL	67,27,306	6.12
No. of Shares in Physical Form	7,16,000	0.65
Total	10,98,50,000	100.00

11.12	Outstanding GDRs/ ADRs/ Warrants/ Convertible instruments	The Company has not issued GDRs/ADRs/Warrants or any convertible instruments.
11.13	Commodity price risk or foreign exchange risk and hedging activities	(a) The Company had no exposure to commodity price risk during the year ended 31 st March, 2024. Therefore, there is no disclosure to offer in terms of SEBI circular no. SEBI/HO/CFD/CMD1/CIR/P/2018/0000000141 dated 15 th November, 2018. (b) The Company has approved "Risk Assessment and Minimization Procedure" pursuant to which the Company enters into Forward Contracts on foreign currencies depending on its assessment of the market situation, to counter the risk of foreign exchange fluctuations.

Corporate Governance Report (Contd.)

Corporate Governance Report (Contd.)

11.14	Plant Locations	<p>Ranjitnagar Plant Survey No. 16/3, 26 and 27, Village Ranjitnagar - 389380, Taluka Ghoghamba, District Panchmahal, Gujarat</p> <p>Dahej Plant A) Plot No. 12-A, GIDC, Dahej Industrial Estate, Taluka Vagra, District Bharuch - 392130, Gujarat B) Plot No. D-2/CH/173/222, GIDC Industrial Estate, Village Galenda, Vagra, Bharuch - 392130, Gujarat</p>
11.15	Address for Investor Correspondence	<p>Link Intime India Private Limited "Geetakunj", 1, Bhakti Nagar Society, Behind ABS Tower, Old Padra Road, Vadodara - 390015, Gujarat. Phone: +91 265 3566768 E-mail: vadodara@linkintime.co.in</p>
11.16	List of all credit ratings obtained by the Company along with any revisions thereto during the relevant financial year, for all debt instruments of such entity or any fixed deposit programme or any scheme or proposal of the listed entity involving mobilization of funds, whether in India or abroad	<p>During the year under review, CRISIL Limited has reaffirmed its rating on the long-term bank facilities and Non-Convertible Debentures (NCDs) of the Company as CRISIL AA+/Stable (Rating upgraded).</p>

12. OTHER DISCLOSURES

(a) **Materially significant Related Party Transactions:**

There were no transactions with related parties during the Financial Year which were in conflict with the interest of the Company. Suitable disclosure of Related Party Transactions as required by the Indian Accounting Standards (Ind AS-24) has been made in the Note No. 45 to the Standalone Financial Statements and in the Board's Report as required under Section 134 of the Companies Act, 2013.

The Board has also approved a policy on Materiality of Related Party Transactions which also includes procedure to deal with Related Party Transactions and such policy has been put up on the Company's Website. The same can be viewed at <https://gfl.co.in/upload/pages/a18bcd5773e630b7bc3cb156f156159a.pdf>.

(b) **Details of non-compliance:**

During the last three years, there were no instances of non-compliance, penalties or strictures imposed on the Company by Stock Exchanges or SEBI or any statutory authority, on any matter related to capital markets except that during the year under review there was instance of non-compliance of Regulations 54(2) of the Listing Regulations – Requirement relating to disclosure of extent and nature of security

created and maintained with respect to secured listed Non-convertible Debentures ('NCDs') of the Company, in the Financial Statements ('Financial Results'). The Company had received Security Cover Certificate from Statutory Auditors on 8th May, 2023 and accordingly, the same had been submitted by the Company with BSE Limited on 8th May, 2023. Further, the Company has also paid ₹ 3,450/- towards fine imposed on the Company through electronic transfer of funds on 15th July, 2023.

(c) **Vigil Mechanism/Whistle Blower Policy:**

The Company has adopted Whistle Blower Policy at its Board Meeting held on 13th August, 2019 to report concerns about unethical behaviour, actual or suspected fraud or violation of the Company's code of conduct. Adequate safeguards have been provided in the Policy to prevent victimization of Directors/employees. No personnel have been denied access to the Audit Committee. A copy of Company's Whistle Blower Policy has been put up on Company's Website. The same can be viewed at <https://gfl.co.in/upload/pages/586e7645e3df22f3cd8c55abc0ad6dce.pdf>.

(d) The Company has formulated a policy for determining '**Material Subsidiaries**' and such policy has been disclosed on the Company's Website. The same can be viewed at <https://gfl.co.in/upload/pages/1df90f4ee914983e2e0c7dd1b0815cdd.pdf>.

(e) The Company has complied with the requirements specified in the Regulations 17 to 27 and clause (b) to (i) of Regulation 46 (2) of Listing Regulations except the following:

The Company has Executive Chairman, and as per Regulation 17 of Listing Regulations, the strength of Independent Directors on the Board should be at least 50% of the total strength. However, as on the date of this report, Board is in compliance with Regulation 17 of Listing Regulations due to resignation of Executive Director i.e. Mr. Jay Shah w.e.f. 6th May, 2024.

(f) Disclosure of commodity price risks and commodity hedging activities: Discussed in Point 11.13 above.

(g) Details of utilization of funds raised through preferential allotment or qualified institutions placement as specified under Regulation 32 (7A): During the Financial Year 2023-24, the Company has not raised any funds through preferential allotment or through qualified institutions placement.

(h) Certificate from a company secretary in practice that none of the directors on the Board of the Company have been debarred or disqualified from being appointed or continuing as directors of companies by the Board/Ministry of Corporate Affairs or any such statutory authority. Certificate received from M/s Samdani Shah and Kabra for the same is enclosed herewith.

(i) During the Financial Year 2023-24, there were no instances, wherein the recommendations by any of the Committees of the Board were not accepted by the Board of Directors of the Company.

(j) The Company and its subsidiaries have paid total fees of ₹ 102.80 Lakhs for all services, on a consolidated basis, to the statutory auditors M/s Patankar & Associates (Firm registration number 107628W).

(k) Disclosures in relation to the Sexual Harassment of Women at Workplace (Prevention, Prohibition and Redressal) Act, 2013: The details of number of complaints filed and disposed of during the year and pending as on 31st March, 2024 is given in the Board's Report.

(l) The Company has not given any Loans and advances in nature of loans to firms/Companies in which directors are interested except provided

in the Standalone Financial Statements of the Company. For details, please refer to note no. 10, 37, 45, 47 and 52(i) of the Standalone Financial Statements of the Company.

(m) There has been no instance of non-compliance of any requirements of Corporate Governance of para 2 to 10 of Schedule V (C) of SEBI (Listing Obligations and Disclosure Requirements) Regulations, 2015.

(n) All the mandatory requirements of SEBI (Listing Obligations and Disclosure Requirements) Regulations, 2015 have been complied by the Company except as mentioned at point 12 (e) of Other disclosures of Corporate Governance Report.

(o) Adoption of non-mandatory requirement: The status of compliance with the non-mandatory requirements of the Listing Regulations is provided below:

- Non-Executive Chairperson may be entitled to maintain the Chairperson's office at the listed entity's expense and also allowed reimbursement of expenses incurred in performance of his duties: The Chairperson of the Company is Non-Executive Director and he is not availing any expenses to perform his duties except sitting fees and commission which is subject to the approval of the shareholders.

- Shareholders rights: The Company has not adopted the practice of sending out half-yearly declaration of financial performance to shareholders. Quarterly results as approved by the Board are disseminated to Stock Exchanges and updated on the website of the Company.

- Modified opinion(s) in audit report: For the Financial Year ended 31st March, 2024, there is no modified opinion in the audit report issued by the statutory auditors on the Company's financial statements.

- Reporting of Internal Auditors: In accordance with the provisions of Section 138 of the Companies Act, 2013, the Company has appointed firms of Internal Auditors who report to the Audit Committee. Quarterly internal audit reports are submitted to the Audit Committee which reviews the audit reports and suggests necessary action, if required.

Corporate Governance Report (Contd.)

Annexure A

7. CEO/CFO CERTIFICATION

The Company has obtained a certificate from the Managing Director and Chief Financial Officer in respect of matters stated in Regulation 17(8) of SEBI (Listing Obligations and Disclosure Requirements) Regulations, 2015.

8. CODE OF CONDUCT

The Board of Directors of the Company had laid down a Code of Conduct for all the Board Members and Senior Management of the Company. All the Board Members and Senior Management Personnel have affirmed compliance with the Code of Conduct. The Code of Conduct is placed on the website of the Company at <https://gfl.co.in/assets/pdf/Code-of-Conduct-GFCL.pdf>.

9. DECLARATION BY CHIEF EXECUTIVE OFFICER/ MANAGING DIRECTOR

Declaration signed by Mr. Vivek Jain, Managing Director of the Company, stating that the members of Board of Directors and Senior Management Personnel have affirmed compliance with the Code of Conduct of Board of Directors and Senior Management is annexed to this Report at **Annexure – A**.

10. COMPLIANCE CERTIFICATE FROM THE PRACTISING COMPANY SECRETARY

Compliance Certificate from the Practising Company Secretary of the Company regarding compliance of conditions of Corporate Governance is annexed with the Board's Report.

11. DISCLOSURES WITH RESPECT TO DEMAT SUSPENSE ACCOUNT/ UNCLAIMED SUSPENSE ACCOUNT:

In terms of Regulation 39 of the Listing Regulations, Members of the Company are requested to note that as on 31st March, 2024, there are no unclaimed shares and hence, Company is not having any demat suspense account / unclaimed suspense account.

However, SEBI, vide its letter No. SEBI/HO/MIRSD/POD-1/OW/P/2022/64923 dated 30th December, 2022, had issued Guidelines with respect to procedural aspects of 'Suspense Escrow Demat Account' to be opened by listed entities pursuant to SEBI Circular No. SEBI/HO/MIRSD/MIRSD_RTAMB/P/CIR/2022/8 dated 25th January, 2022, latest by 31st January, 2023. The Company has opened the "Gujarat Fluorochemicals Limited Suspense Escrow Demat Account".

By Order of the Board of Directors

Date: 13th August, 2024
Place: New Delhi

Devendra Kumar Jain
Chairman
DIN: 00029782

DECLARATION BY THE CHIEF EXECUTIVE OFFICER UNDER CLAUSE D OF SCHEDULE V OF THE LISTING REGULATIONS:

I, Vivek Jain, Managing Director of Gujarat Fluorochemicals Limited, declare that all the Board Members and Senior Management Personnel have affirmed compliance with the Code of Conduct for the Board and Senior Management Personnel for the Financial Year ended 31st March, 2024.

By Order of the Board of Directors

Date: 13th August, 2024
Place: Noida

Vivek Jain
Managing Director
DIN: 00029968

CORPORATE GOVERNANCE COMPLIANCE CERTIFICATE

[For the Financial Year ended 31st March, 2024 pursuant to Schedule V – Part E of SEBI (Listing Obligations and Disclosure Requirements) Regulations, 2015]

The Members,

Gujarat Fluorochemicals Limited

We have examined the compliance of the conditions of Corporate Governance by Gujarat Fluorochemicals Limited (“Company”) for the Financial Year ended 31st March, 2024 (“review period”), as per the relevant provisions of Securities and Exchange Board of India (“SEBI”) (Listing Obligations and Disclosure Requirements) Regulations, 2015 (“Listing Regulations”).

The Compliance of conditions of Corporate Governance is the responsibility of the Company’s Management. Our examination was limited to the procedures and implementation thereof, adopted by the Company for ensuring the compliance of the conditions of Corporate Governance. It is neither an audit nor an expression of an opinion on the Financial Statements of the Company.

In our opinion and to the best of our information and according to the explanations given to us, we certify that the Company has complied with the conditions of Corporate Governance as stipulated in the above-mentioned Listing Regulations except as mentioned hereunder;

Regulation 17(1)(b) of the Listing Regulations – Requirement relating to Board Composition: During the period from 03.11.2023 till 31.03.2024, there were five Independent Directors on the Board of Directors of the Company (Board) and total strength of the Board was eleven directors. Board composition in compliance with the Regulation 17(1)(b) of the Listing Regulations requires that at least half of the Board shall consist of Independent Directors, where the regular non-executive chairperson is a promoter of the Company or is related to any promoter or person occupying management positions at the level of board of directors or at one level below the board of directors. Hence, the Company was required to appoint one more Independent Director during the period referred herein this para.

We state that in respect of investor grievances received during the review period, no such grievance is pending against the Company, as per the records maintained by the Company and presented to the Stakeholders’ Relationship Committee.

We further state that such compliance is neither an assurance as to the future viability of the Company nor the efficiency or effectiveness with which the Management has conducted the affairs of the Company.

S. Samdani

Partner

Samdani Shah & Kabra

Company Secretaries
 FCS No. 3677 | CP No. 2863

ICSI Peer Review # 1079/2021

ICSI UDIN: F003677F000961117

Place: Vadodara

Date: 13th August, 2024

CERTIFICATE OF NON-DISQUALIFICATION OF DIRECTORS

[Pursuant to Regulation 34(3) read with Schedule V Para C Clause 10 (i) of SEBI (Listing Obligations and Disclosure Requirements) Regulations, 2015]

The Members,

Gujarat Fluorochemicals Limited

We have examined the Registers, Papers, Books, Records, Forms, Returns, Declarations, Disclosures and other related documents of Gujarat Fluorochemicals Limited (“Company”), having CIN: L24304GJ2018PLC105479, situated at Survey No. 16/3, 26 & 27, Village Ranjitnagar, Taluka Ghoghamba, Panchmahal – 389 380, Gujarat, India, as produced before us by the Company for the purpose of issuing this Certificate, in accordance with Regulation 34(3) read with Schedule V Para C Clause 10(i) of Securities and Exchange Board of India (“SEBI”) (Listing Obligations and Disclosure Requirements) Regulations, 2015.

In our opinion and to the best of our information and according to the verifications (including Director Identification Number (DIN) status at the portal www.mca.gov.in) as considered necessary and explanations furnished to us by the Company, its officers and representatives, we hereby certify that none of the Directors on the Board of the Company, as stated below for the Financial Year ended on 31st March, 2024, have been debarred or disqualified from being appointed or continuing as Director of the Company by the SEBI, Ministry of Corporate Affairs, or any such other Statutory Authority.

Sr. No.	Name of the Director	DIN	Original Date of Appointment
1.	Dr. Bir Kapoor [^]	01771510	03-11-2023
2.	Mr. Chandra Prakash Jain	00011964	06-12-2018
3.	Mr. Devendra Kumar Jain	00029782	06-12-2018
4.	Mr. Jay Mohanlal Shah*	09761969	01-11-2022
5.	Mr. Niraj Kishore Agnihotri	09204198	01-07-2021
6.	Mr. Om Prakash Lohia	00206807	06-12-2018
7.	Mr. Sanath Kumar Muppirlala	08425540	28-04-2019
8.	Mr. Shailendra Swarup	00167799	06-12-2018
9.	Mr. Shanti Prashad Jain	00023379	06-12-2018
10.	Ms. Vanita Bhargava	07156852	06-12-2018
11.	Mr. Vivek Kumar Jain	00029968	06-12-2018

[^] Dr. Bir Kapoor has been appointed as Deputy Managing Director of the Company effective from 3rd November, 2023.

* Mr. Jay Mohanlal Shah ceased to be Director of the Company effective from 6th May, 2024.

Ensuring the eligibility for the appointment / continuity of every Director on the Board is the responsibility of the Management of the Company. Our responsibility is to express an opinion on these, based on our verification. This certificate is neither an assurance as to the future viability of the Company nor of the efficiency or effectiveness with which the management has conducted the affairs of the Company.

S. Samdani

Partner

Samdani Shah & Kabra

Company Secretaries
 FCS No. 3677 | CP No. 2863

ICSI Peer Review # 1079/2021

ICSI UDIN: F003677F000961183

Place: Vadodara

Date: 13th August, 2024

Annexure - 2

Business Responsibility & Sustainability Report

SECTION A: GENERAL DISCLOSURES

I. Details of the listed entity

1.	Corporate Identity Number (CIN) of the Listed Entity	L24304GJ2018PLC105479
2.	Name of the Listed Entity	Gujarat Fluorochemicals Limited
3.	Year of incorporation	2018
4.	Registered office address	Survey Number 16/3, 26 & 27, Village Ranjitnagar, Taluka - Ghoghamba, District Panchmahal – 389 380, Gujarat
5.	Corporate address	Inox Towers, 17 Sector 16 A, Noida – 201 301, Uttar Pradesh
6.	E-mail	bvdesai@gfl.co.in
7.	Telephone	0265 6198 111
8.	Website	www.gfl.co.in
9.	Financial year for which reporting is being done	1 st April, 2023 to 31 st March, 2024
10.	Name of the Stock Exchange(s) where shares are listed	BSE Limited and National Stock Exchange of India Limited
11.	Paid-up Capital	₹ 10,98,50,000
12.	Name and contact details (telephone, email address) of the person who may be contacted in case of any queries on the BRSR report	1. Name of Responsible Person: Mr. Bhavin Desai 2. Designation of Responsible Person: Company Secretary 3. E-mail: bvdesai@gfl.co.in 4. Telephone: 0265 6198 111
13.	Reporting boundary - Are the disclosures under this report made on a standalone basis (i.e. only for the entity) or on a consolidated basis (i.e. for the entity and all the entities which form a part of its consolidated financial statements, taken together)	The disclosures under this report are made on standalone basis.
14.	Name of assurance provider	Intertek India Private Limited
15.	Type of assurance obtained	Limited Assurance

II. Products/Services

16. Details of business activities (accounting for 90% of the turnover)

S. no.	Description of Main Activity	Description of Business Activity	% of Turnover of the entity
1.	Manufacturing	Chemical and chemical products, pharmaceuticals, medicinal chemicals and botanical products	100%

17. Products/Services sold by the entity (accounting for 90% of the entity's turnover)

S. no.	Product/Service	NIC Code	% of total turnover contributed
1.	Bulk Chemicals	20111	17.51%
2.	Fluorochemicals	20111	25.92%
3.	Polymers	20111	56.57%

III. Operations

18. Number of locations where plants and/or operations/offices of the entity are situated

Location	Number of plants	Number of offices	Total
National	4	2	6
International	2	4	6

Our plants and offices also encompass the locations of our subsidiary companies.

Business Responsibility & Sustainability Report (Contd.)

19. Markets served by the entity:

a. Number of locations

Locations	Number
National (No. of states)	14
International (No. of countries)	13

b. What is the contribution of exports as a percentage of the total turnover of the entity?

57.14%

c. A brief on types of customers

GFL serves as a vital strategic partner for leading sectors, encompassing chemical processing, oil & gas, and automotive. We are extending our impact into pioneering fields like 5G, electric vehicles (EVs), semiconductors, and the dynamic landscape of green hydrogen.

IV. Employees

20. Details as at the end of financial year

a. Employees and workers (including differently abled):

Sr. no.	Particulars	Total (A)	Male		Female	
			No. (B)	% (B/A)	No. (C)	% (C/A)
Employees						
1.	Permanent (D)	1,805	1,722	95	83	5
2.	Other than permanent (E)	90	83	92	7	8
3.	Total employees (D + E)	1,895	1,805	95	90	5
Workers						
4.	Permanent (F)	1,437	1,437	100	0	0
5.	Other than permanent (G)	4,856	4,749	98	107	2
6.	Total workers (F + G)	6,293	6,186	98	107	2

b. Differently abled employees and workers

Sr. no.	Particulars	Total (A)	Male		Female	
			No. (B)	% (B/A)	No. (C)	% (C/A)
Differently abled employees						
1.	Permanent (D)	1	1	100	0	0
2.	Other than permanent (E)	0	0	0	0	0
3.	Total differently abled employees (D + E)	1	1	100	0	0
Differently abled workers						
4.	Permanent (F)	2	2	100	0	0
5.	Other than permanent (G)	0	0	0	0	0
6.	Total differently abled workers (F + G)	2	2	100	0	0

Business Responsibility & Sustainability Report (Contd.)

21. Participation/inclusion/representation of women

	Total (A)	No. and percentage of females	
		No. (B)	% (B/A)
Board of Directors	11	1	9
Key Management Personnel	3	0	0

22. Turnover rate for permanent employees and workers

(Disclose trends for the past 3 years)

	FY 2023-24 (Turnover rate in current FY)			FY 2022-23 (Turnover rate in previous FY)			FY 2021-22 (Turnover rate in the year prior to the previous FY)		
	Male	Female	Total	Male	Female	Total	Male	Female	Total
Permanent employees	17	20	17	30	40	30	23	26	23
Permanent workers	12	20	12	18	0	18	9	0	9

V. Holding, Subsidiary and Associate Companies (including joint ventures)

23. (a) Names of holding/subsidiary/associate companies/joint ventures

Sr. no.	Name of the holding/subsidiary/associate companies/joint ventures (A)	Indicate whether holding/subsidiary/associate/joint venture	% of shares held by listed entity	Does the entity indicated at column A, participate in the Business Responsibility initiatives of the listed entity? (Yes/No)
1.	Inox Leasing and Finance Limited	Holding	52.61%	No
2.	Gujarat Fluorochemicals Singapore Pte. Limited	Wholly owned subsidiary	100%	No
3.	Gujarat Fluorochemicals Americas LLC	Wholly owned subsidiary	100%	No
4.	Gujarat Fluorochemicals GmbH	Wholly owned subsidiary	100%	No
5.	Swarnim Gujarat Fluorspar Private Limited *	Joint venture	49.47%	No
6.	GFL GM Fluorspar SA	Step-down wholly owned subsidiary	100%	No
7.	Gujarat Fluorochemicals FZE	Wholly owned subsidiary	100%	No
8.	GFCL EV Products Limited	Wholly owned subsidiary	100%	No
9.	GFCL Solar and Green Hydrogen Products Limited	Wholly owned subsidiary	100%	No
10.	GFCL EV Products Americas LLC	Step-down wholly owned subsidiary	100%	No
11.	IGREL Mahidad Limited	Subsidiary	99.40%	No

*As per the JV agreement, GFL will hold 25% of the total equity capital of Swarnim Gujarat Fluorspar Private Limited ('SGFPL') In view of the fact that Gujarat Mineral Development Corporation Limited (GMDC) is yet to contribute its equity participation by way of its assets value, which is under review, the GFL equity contribution has gone up temporarily due to subscribing to the additional equity in SGFPL.

Business Responsibility & Sustainability Report (Contd.)

VI. CSR Details

24. i. Whether CSR is applicable as per section 135 of Companies Act, 2013: (Yes/No)

Yes, CSR is applicable as per Section 135 of the Companies Act, 2013.

ii. Turnover (in ₹): ₹ 4,02,215.15 Lakhs

iii. Net worth (in ₹): ₹ 5,79,722.79 Lakhs

VII. Transparency and Disclosures Compliances

25. Complaints/Grievances on any of the principles (Principles 1 to 9) under the National Guidelines on Responsible Business Conduct:

Stakeholder group from whom complaint was received	Grievance Redressal Mechanism in place (Yes/No) (If yes, then provide a weblink to the grievance redress policy)	FY 2023-24 (Current Financial Year)			FY 2022-23 (Previous Financial Year)		
		Number of complaints filed during the year	Number of complaints with pending resolution at the close of the year	Remarks	Number of complaints filed during the year	Number of complaints with pending resolution at the close of the year	Remarks
Communities	https://www.gfl.co.in/Our_People.php	0	0	NA	0	0	NA
Investors (other than shareholders)	https://www.gfl.co.in/Our_People.php	0	0	NA	0	0	NA
Shareholders	https://scores.gov.in/scores/Welcome.html	10	0	This includes the grievances of shareholders received through the Stock Exchanges and directly received by GFL.	15	0	It comprises the grievances of shareholders received through the Stock Exchanges and directly received by GFL.
Employees and workers	https://www.gfl.co.in/Our_People.php	10	0	NA	3	0	NA
Customers	No	28	0	NA	21	0	NA
Value chain partners	No	0	0	NA	0	0	NA
Other (please specify)	No	NA	NA	NA	NA	NA	NA

Business Responsibility & Sustainability Report (Contd.)

26. Overview of the entity's material responsible business conduct issues

Please indicate material responsible business conduct and sustainability issues pertaining to environmental and social matters that present a risk or an opportunity to your business, rationale for identifying the same, and approach to adapt or mitigate the risk along with its financial implications, as per the following format

Sr. no.	Material issue identified	Indicate whether risk or opportunity (R/O)	Rationale for identifying the risk/opportunity	In case of risk, approach to adapt or mitigate	Financial implications of the risk or opportunity (indicate positive or negative implications)
1.	Climate risk	Risk	Climate risk affects operations, supply chain, and regulatory compliance. Mitigating risks aligns with regulations and enhances reputation.	We are expanding our renewable energy capacity and adopting circular economy practices to minimise operational disruptions and reduce costs.	Positive: Cost savings from reduced energy and water usage, and enhanced operational efficiency.
2.	Energy management	Risk	Dependence on energy supply and regulatory pressures impact operations.	We are investing in renewable energy sources like wind turbines and hybrid solutions to decrease reliance on fossil fuels and meet sustainability targets.	Positive: Long-term cost savings from reduced energy dependence, potential revenue from renewable energy credits.
3.	Occupational health & safety	Risk	Legal compliance, workforce morale, and productivity.	By integrating advanced technology and involving employees in safety initiatives, we aim to minimise workplace accidents and improve productivity.	Positive: Lower costs from reduced accidents, enhanced workforce productivity.
4.	Greenhouse gas emissions	Risk	Compliance with regulations, and environmental impact.	Our installation of wind turbines and ongoing efforts in emission reduction technologies aim to mitigate our environmental footprint and ensure regulatory compliance.	Positive: Potential savings from carbon credits, and compliance with emissions regulations.
5.	Air quality	Risk	Health impacts, and regulatory compliance.	We're implementing advanced emission control technologies to meet stringent air quality standards and enhance public health outcomes.	Positive: Reduced regulatory fines, and improved community health.
6.	Water management	Risk	Regulatory compliance, and operational disruptions.	Through sustainable water sourcing and recycling initiatives, we're minimising risks associated with water scarcity and enhancing operational resilience.	Positive: Reduced water costs, compliance with regulations.
7.	Data privacy and security	Risk	Cybersecurity threats, and regulatory fines.	Investing in robust cybersecurity measures and compliance with data protection laws to safeguard sensitive information and maintain operational continuity.	Negative: Initial investment costs, but positive ROI in risk reduction and regulatory compliance.

Business Responsibility & Sustainability Report (Contd.)

Sr. no.	Material issue identified	Indicate whether risk or opportunity (R/O)	Rationale for identifying the risk/opportunity	In case of risk, approach to adapt or mitigate	Financial implications of the risk or opportunity (indicate positive or negative implications)
8.	Materials management	Risk	Efficiency, waste reduction, and environmental impact.	Adopting circular economy practices to minimise waste and maximise resource recovery, and supporting our commitment to sustainable practices.	Positive: Lower waste disposal costs, and improved resource efficiency.
9.	Sustainable supply chain	Risk	Ethical sourcing, resilience, and reputation.	Promoting sustainable procurement practices and transparency with suppliers to reduce risks and enhancing our brand reputation.	Positive: Reduced supply chain disruptions, and improved stakeholder trust.
10.	Product safety & quality	Risk	Compliance, and customer satisfaction.	Upholding stringent quality assurance standards to ensure product reliability and safety, thereby enhancing customer loyalty and satisfaction.	Positive: Reduced product recall risks, and enhanced customer trust.
11.	Employment practices	Opportunity	Talent attraction, retention, and productivity.	Fostering an inclusive workplace with fair recruitment policies and continuous development programmes to attract and retain top talent.	Positive: Higher employee retention, and increased productivity.
12.	Chemical safety	Risk	Compliance, and workplace safety.	Strict adherence to safety protocols and regulations for chemical handling to minimise risks and ensure a safe working environment.	Positive: Decreased risks of accidents, and legal compliance.
13.	Biodiversity and resource use	Opportunity	Conservation, and sustainability	Investing in biodiversity conservation efforts and sustainable resource management practices to support environmental conservation goals.	Positive: Enhanced environmental sustainability, and community goodwill.
14.	Customer health and safety	Risk	Compliance, and customer satisfaction	Ensuring product safety and quality through rigorous testing and compliance with safety standards to protect customer health and enhance satisfaction.	Positive: Enhanced customer satisfaction, and reduced liability risks.
15.	Human capital development	Opportunity	Workforce skills, innovation, and retention.	Investing in training and development initiatives to nurture talent, foster innovation, and enhance organisational resilience.	Positive: Improved workforce capabilities, and higher employee satisfaction.

Business Responsibility & Sustainability Report (Contd.)

SECTION B: MANAGEMENT AND PROCESS DISCLOSURES

This section is aimed at helping businesses demonstrate the structures, policies and processes put in place towards adopting the NGRBC principles and core elements.

Sr. no.	Disclosure Questions	P 1	P 2	P 3	P 4	P 5	P 6	P 7	P 8	P 9
Policy and management processes										
1.	a. Whether your entity's policy/policies cover each principle and its core elements of the NGRBCs. (Yes/No)	Y	Y	Y	Y	Y	Y	N	Y	Y
	b. Has the policy been approved by the Board? (Yes/No)	Y	Y	N	Y	Y	N	N	Y	N
	c. Weblink of the policies, if available	https://www.gfl.co.in/Company_Policies.php								
2.	Whether the entity has translated the policy into procedures. (Yes/No)	Y	Y	Y	Y	Y	Y	N	Y	Y
3.	Do the enlisted policies extend to your value chain partners? (Yes/No)	Y	Y	Y	Y	Y	Y	N	Y	Y
4.	Name of the national and international codes/certifications/labels/standards (e.g. Forest Stewardship Council, Fairtrade, Rainforest Alliance, TruStea) standards (e.g. SA 8000, OHSAS, ISO, BIS) adopted by your entity and mapped to each principle.	The organisation has received the following certifications: 1. ISO 9001, ISO 14001, ISO 45001, ISO 27001, ISO 20400, ISO 26000, ISO 37001, SA 8000, Responsible Care. 2. Authorised Economic Operator - T2 Certificate. 3. Certificate for compliance with anti-competitive and anti-trust principles based on Competition Act, 2002, ISO 26000 and UNGC Principles.								
5.	Specific commitments, goals and targets set by the entity with defined timelines, if any.	At GFL, we have set specific commitments, goals, and targets with defined timelines as part of our Net Zero Roadmap. We aim to achieve Net Zero emissions by 2050, with a more immediate target of reducing our Scope 1 and 2 emissions to Net Zero by 2040. Additionally, we are committed to involving our supply chain in this vision, ensuring they align with our Net Zero goal by 2050. In the next five years, we plan to increase our renewable energy usage by 10-20% and reduce waste landfilling and incineration by 10%, based on the 2021 baseline. These efforts are aligned with the Science Based Targets initiative (SBTi) and underscore our strong determination to contribute to a sustainable future.								
6.	Performance of the entity against the specific commitments, goals and targets alongwith reasons in case the same are not met.	The performance of each principle undergoes periodic review by diverse committees chaired by our Company's Management and Board of Directors.								

Governance, leadership and oversight

7.	Statement by the director responsible for the business responsibility report, highlighting ESG-related challenges, targets and achievements (listed entity has flexibility regarding the placement of this disclosure). GFL is synchronising its long-term vision and strategy with the burgeoning environmentally conscious industry worldwide. Committed to India's objective of achieving carbon neutrality by 2070, we are broadening our product portfolio to cater to burgeoning sectors such as electric vehicles, solar panels, green hydrogen electrolyzers, and fuel cells. Sustainability is woven into the fabric of our culture, in harmony with the UN Sustainable Development Goals (SDGs). We take prompt action to forge a brighter future for all stakeholders, embedding sustainability into our business strategy. Through inclusive growth, we endeavour to collaboratively foster sustainable business value at GFL.
8.	Details of the highest authority responsible for implementing and overseeing the Business Responsibility policy(ies). Mr. Vivek Kumar Jain, Managing Director, in consultation with the Board of Directors and its Committees, bears responsibility for implementing and overseeing the Business Responsibility policies.

Business Responsibility & Sustainability Report (Contd.)

9.	Does the entity have a specified Committee of the Board/Director responsible for decision-making on sustainability related issues? (Yes/No). If yes, provide details.	At GFL, we have established a premier Social Accountability, Regulatory, and Sustainability Corporate Steering Committee (SARS Committee) to lead our sustainability and climate-related initiatives. Chaired by the Deputy Managing Director, the committee consists of nine members from various functions and units. The Committee's primary mission is to align business objectives with sustainability goals, ensuring our ongoing success. The Committee addresses climate-related challenges, manages carbon emissions, water & waste management through circularity, biodiversity management, health & safety management, sustainable procurement & customer centricity, and employee & labour management incorporating the triple-bottom line (social, economic, and environmental aspects) into the corporate strategy. Additionally, it oversees health and safety protocols, fostering a secure and supportive workplace environment.
----	---	---

10. Details of Review of NGRBCs by the Company:

Subject for Review	Indicate whether the review was undertaken by Director/Committee of the Board/Any other Committee									Frequency (Annually/Half yearly/Quarterly/ any other – please specify)								
	P 1	P 2	P 3	P 4	P 5	P 6	P 7	P 8	P 9	P 1	P 2	P 3	P 4	P 5	P 6	P 7	P 8	P 9
	Performance against the above policies and follow-up action	The Sustainability Committee convene its Meeting at least once in every quarter to review the progress of sustainability objectives, goals & targets, action plans, future strategies, and other pertinent sustainability matters, including those related to climate, water & waste management, health & safety management, biodiversity, employee and labour/worker well-being, and supply & value chain management. Action plans are meticulously developed and subsequently scrutinised and refined for enhanced efficacy. Following each meeting, minutes are disseminated to all committee members to ensure everyone remains informed of the proceedings and developments.																
Compliance with statutory requirements of relevance to the principles, and, rectification of any non-compliances	GFL is compliant with the relevant regulations as applicable.																	

11.	Has the entity carried out an independent assessment/ evaluation of the working of its policies by an external agency? (Yes/No). If yes, provide the name of the agency.	P 1	P 2	P 3	P 4	P 5	P 6	P 7	P 8	P 9	Yes, the entity has carried out numerous independent assessments such as ISO 9001, ISO 14001, ISO 45001, ISO 27001, ISO 20400, ISO 26000, ISO 37001, SA 8000, and Responsible Care. The above mentioned assessments are conducted by DQS India Private Limited and Intertek Certifications Limited, Indian Chemical Council.
-----	--	-----	-----	-----	-----	-----	-----	-----	-----	-----	--

12. If the answer to question (1) above is 'No' i.e. not all Principles are covered by a policy, reasons to be stated

Questions	P 1	P 2	P 3	P 4	P 5	P 6	P 7	P 8	P 9
The entity does not consider the Principles material to its business (Yes/No)	-	-	-	-	-	-	N	-	-
The entity is not at a stage where it is in a position to formulate and implement the policies on specified principles (Yes/No)	-	-	-	-	-	-	N	-	-
The entity does not have the financial or/human and technical resources available for the task (Yes/No)	-	-	-	-	-	-	N	-	-
It is planned to be done in the next financial year (Yes/No)	-	-	-	-	-	-	N	-	-
Any other reason (please specify)	As our business is not engaged in any kind of advocacy activities, GFL does not find itself at a stage where it is in a position to devise and implement relevant policies.								

Business Responsibility & Sustainability Report (Contd.)

SECTION C: PRINCIPLE-WISE PERFORMANCE DISCLOSURE

This section is aimed at helping entities demonstrate their performance in integrating the principles and Core Elements with key processes and decisions. The information sought is categorised as 'Essential' and 'Leadership'. While the essential indicators are expected to be disclosed by every entity mandated to file this report, the leadership indicators may be voluntarily disclosed by entities that aspire to progress to a higher level in their quest to be socially, environmentally and ethically responsible.

PRINCIPLE 1: Businesses should conduct and govern themselves with integrity and in a manner that is Ethical, Transparent and Accountable.

Essential Indicators

1. Percentage coverage by training and awareness programmes on any of the principles during the financial year

Segment	Total no of training and awareness programmes held	Topics/principles covered under the training and impact	% age of persons in respective category covered by the awareness programme
Board of Directors (BoD)	1	Health & Safety	33
Key Managerial Personnel (KMPs)	9	Corporate Policy Training,	33
		Corporate Sustainability,	33
		Health & Safety	33
Employees other than BoD & KMPs	1,498	Skill Upgradation,	62
		Health & Safety,	66
		Human Rights	22
Workers	1,077	Skill Upgradation,	60
		Health & Safety	93

2. Details of fines/penalties/punishment/award/compounding fees/settlement amount paid in proceedings (by the entity or by directors/KMPs) with regulators/law enforcement agencies/judicial institutions, in the financial year, in the following format (Note: the entity shall make disclosures on the basis of materiality as specified in Regulation 30 of SEBI (Listing Obligations and Disclosure Obligations) Regulations, 2015 and as disclosed on the entity's website):

Monetary					
	NGRBC principle	Name of the regulatory/enforcement agencies/judicial institutions	Amount (in ₹)	Brief of the case	Has an appeal been preferred (Yes/No)
Penalty/Fine	NA	BSE Limited	3,540	<p>Case</p> <p>Non-disclosure of extent and nature of security created and maintained with respect to secured listed non-convertible debentures ('NCDs') of GFL, in the Financial Statements (Financial Results) for the year ended on 31st March, 2023, as submitted with BSE Ltd. on 5th May, 2023.</p> <p>Justification</p> <p>GFL received a Security Cover Certificate from Statutory Auditors on 8th May, 2023, and accordingly, the same had been submitted by GFL with BSE Ltd. on 8th May, 2023. Furthermore, we paid ₹ 3,450/- towards the fine imposed on us through electronic transfer of funds on 15th July, 2023.</p>	No
Settlement	-	-	-	-	-
Compounding fee	-	-	-	-	-

Business Responsibility & Sustainability Report (Contd.)

Non-Monetary				
	NGRBC principle	Name of the regulatory/enforcement agencies/judicial institutions	Brief of the case	Has an appeal been preferred (Yes/No)
Imprisonment Punishment			During the Financial Year, neither our Company, Directors, nor our Key Management Personnel (KMP) faced any form of punishment or imprisonment, nor did they engage in any agreements or settlements involving regulators, law enforcement agencies, or judicial institutions.	

3. Of the instances disclosed in question 2 above, details of the Appeal/Revision preferred in cases where monetary or non-monetary action has been appealed.

Case details	Name of the regulatory/enforcement agencies / judicial institutions
In FY 2023-24, our Company, Directors, and Key Managerial Personnel had no liability, making any appeals or revisions null and void in cases where either pecuniary or non-pecuniary measures have been contested.	

4. Does the entity have an anti-corruption or anti-bribery policy? If yes, provide details in brief and if available, provide a web-link to the policy.

Yes, GFL upholds a stringent policy to prevent corruption and bribery among employees and third parties. We are certified under ISO 37001:2016 and are deeply committed to conducting business with integrity, complying with all relevant laws and regulations. This includes adherence to the Indian Prevention of Corruption Act, 1988, anti-bribery and anti-corruption laws, and alignment with the UN Global Compact principles, ISO 26000, and National Voluntary Guidelines on Social, Environmental & Economic Responsibilities. Continuous improvement in these practices remains a key focus.

For further information, please visit our website at:

<https://gfl.co.in/upload/pages/7653e03350050ff9e3b2d5f057207d86.pdf>

5. Number of Directors/KMPs/employees/workers against whom disciplinary action was taken by any law enforcement agency for the charges of bribery/corruption:

	FY 2023-24 (Current Financial Year)	FY 2022-23 (Previous Financial Year)
Directors	Nil	Nil
KMPs	Nil	Nil
Employees	Nil	Nil
Workers	Nil	Nil

In FY 2022-23 and FY 2023-24, no law enforcement agency has initiated disciplinary action concerning serious allegations of bribery and corruption against any Directors, Key Managerial Personnel, Employees, or Workers.

6. Details of complaints with regard to conflict of interest:

	FY 2023-24 (Current Financial Year)		FY 2022-23 (Previous Financial Year)	
	Number	Remarks	Number	Remarks
Number of complaints received in relation to issues of Conflict of Interest of the Directors	0	No complaints received regarding Conflict of Interest.	0	No complaints received regarding Conflict of Interest.
Number of complaints received in relation to issues of Conflict of Interest of the KMPs	0	No complaints received regarding Conflict of Interest.	0	No complaints received regarding Conflict of Interest.

7. Provide details of any corrective action taken or underway on issues related to fines/penalties/action taken by regulators/law enforcement agencies/judicial institutions, on cases of corruption and conflicts of interest.

There were no cases of Conflict of Interest involving Directors/KMP.

Business Responsibility & Sustainability Report (Contd.)

8. Number of days of accounts payables ((Accounts payable*365)/Cost of goods/services procured) in the following format:

	FY 2023-24 (Current Financial Year)	FY 2022-23 (Previous Financial Year)
No. of days of accounts payable	70.59	67.65

9. Open-ness of business.

Provide details of concentration of purchases and sales with trading houses, dealers, and related parties along-with loans and advances & investments, with related parties, in the following format:

Parameter	Metrics	FY 2023-24 (Current Financial Year)	FY 2022-23 (Previous Financial Year)
Concentration of purchases	a. Purchases from trading houses as % of total purchases	NA	NA
	b. Number of trading houses where purchases are made from	NA	NA
	c. Purchases from top 10 trading houses as % of total purchases from trading houses	NA	NA
Concentration of sales*	a. Sales to dealers/distributors as % of total sales	7%	6%
	b. Number of dealers/distributors to whom sales are made	5	5
	c. Sales to top 10 dealers/distributors as % of total sales to dealers/distributors	7%	6%
Share of RPTs in	a. Purchases (Purchases with related parties/Total purchases)	9.97%	3.39%
	b. Sales (Sales to related parties/Total sales)	24.00%	24.42%
	c. Loans & advances (Loans & advances given to related parties/Total loans & advances)	100%	96.47%
	d. (Investments in related parties/Total investments made)	100%	79.75%

* Only caustic soda is traded through dealers and retailers.

Leadership Indicators

1. Does the entity have processes in place to avoid/manage conflict of interests involving members of the Board? (Yes/No) If Yes, provide details of the same.

Yes. Each financial year concludes with all Directors and Senior Management Personnel affirming their compliance with GFL's Code of Conduct. This affirmation is presented during the Board's first meeting of the year and disclosed in the Annual Report for regulatory purposes and investor information. Additionally, all new employees of GFL are required to affirm their compliance with our Code of Conduct.

Business Responsibility & Sustainability Report (Contd.)

PRINCIPLE 2: Businesses should provide goods and services in a manner that is sustainable and safe.

Essential Indicators

1. Percentage of R&D and capital expenditure (capex) investments in specific technologies to improve the environmental and social impacts of product and processes to total R&D and capex investments made by the entity, respectively.

	FY 2023-24 (Current Financial Year)	FY 2022-23 (Previous Financial Year)	Details of improvements in environmental and social impacts
R&D	GFL was in the process of monitoring R&D expenses and capital investments aimed at enhancing the environmental and social impacts of our products and processes.		
Capex			

2. a. Does the entity have procedures in place for sustainable sourcing? (Yes/No)

Yes. At GFL, robust systems are established to promote sustainable sourcing. Our sustainable procurement policy and Code of Conduct serve as guiding principles, directing us on conducting business sustainably with our valued suppliers, vendors, and third parties. These foundational documents outline our ongoing expectations, emphasising the importance of integrity in all aspects of our partnerships. We are certified with ISO 20400:2017 Sustainable Procurement Guidelines.

b. If yes, what percentage of inputs were sourced sustainably?

16% of the inputs were sourced sustainably during FY 2023-24.

3. Describe the processes in place to safely reclaim your products for reusing, recycling and disposing at the end of life, for (a) Plastics (including packaging) (b) E-waste (c) Hazardous waste and (d) other waste.

As a manufacturing company involved in B2B operations, we have established comprehensive processes to safely reclaim our products for reusing, recycling, and disposing of them at the end of their lives. For plastic packaging, we comply with the Plastic Waste Management Rules set by the Ministry of Environment, Forest, and Climate Change (MoEFCC), Government of India. Similarly, we adhere to the E-waste Management Rules and other hazardous waste regulations.

For hazardous waste, we ensure disposal through authorised recyclers and reprocessors only. We follow a strict regulatory procedure, generating manifests on the regulatory authorities' online hazardous waste disposal system and transporting the waste exclusively through authorised transporters. Although we didn't reclaim any products in the last fiscal year, our commitment to environmental compliance and safety remains firm.

4. Whether Extended Producer Responsibility (EPR) is applicable to the entity's activities (Yes/No). If yes, whether the waste collection plan is in line with the Extended Producer Responsibility (EPR) plan submitted to Pollution Control Boards? If not, provide steps taken to address the same.

Adhering to the principles of Extended Producer Responsibility (EPR), we uphold accountability in managing plastic waste responsibly under regulatory frameworks. While we do not directly manufacture plastic materials, our EPR obligations stem from the plastic waste used in our packaging processes. We diligently meet EPR requirements to fulfil our regulatory responsibilities. Through partnerships with authorised EPR service providers and in collaboration with the Gujarat Pollution Control Board (GPCB), we play a proactive role in protecting the environment from the risks posed by plastic waste.

Business Responsibility & Sustainability Report (Contd.)

Leadership Indicators

1. Has the entity conducted Life Cycle Perspective/Assessments (LCA) for any of its products (for manufacturing industry) or for its services (for service industry)? If yes, provide details in the following format?

NIC code	Name of Product/Service	% of total turnover contributed	Boundary for which the Life Cycle Perspective/Assessment was conducted	Whether conducted by an independent external agency (Yes/No)	Results communicated in the public domain (Yes/No) If yes, provide the weblink
NA					

2. If there are any significant social or environmental concerns and/or risks arising from production or disposal of your products/services, as identified in the Life Cycle Perspective/Assessments (LCA) or through any other means, briefly describe the same along-with action taken to mitigate the same.

Name of the Product/Service	Description of the risk/concern	Action Taken
NA		

3. Percentage of recycled or reused input material to total material (by value) used in production (for manufacturing industry) or providing services (for service industry).

Adopting a conscientious waste management philosophy, we prioritise recycling and reusing materials in accordance with the directives set by the Gujarat Pollution Control Board (GPCB) and applicable legislation. Our commitment to sustainable waste management extends beyond our internal operations, striving to reduce environmental impact through deliberate recycling and repurposing efforts. Presently, recycled or reused input materials make up 15% of the total material (by value) used in our production processes, reflecting our dedication to sustainability and closing the waste loop.

4. Of the products and packaging reclaimed at end of life of products, amount (in metric tonnes) reused, recycled, and safely disposed, as per the following format:

NA

5. Reclaimed products and their packaging materials (as percentage of products sold) for each product category.

NA

PRINCIPLE 3: Businesses should respect and promote the well-being of all employees, including those in their value chains.

Essential Indicators

1. a. Details of measures for the well-being of employees:

Category	% of employees covered by										
	Total (A)	Health insurance		Accident insurance		Maternity benefits		Paternity benefits		Day care facilities	
		Number (B)	% (B/A)	Number (C)	% (C/A)	Number (D)	% (D/A)	Number (E)	% (E/A)	Number (F)	% (F/A)
Permanent employees											
Male	1,722	1,722	100	1,722	100	0	0	1,722	100	0	0
Female	83	83	100	83	100	83	100	0	0	0	0
Total	1,805	1,805	100	1,805	100	83	5	1,722	95	0	0
Other than permanent employees											
Male	83	0	0	0	0	0	0	0	0	0	0
Female	7	0	0	0	0	0	0	0	0	0	0
Total	90	0	0	0	0	0	0	0	0	0	0

Business Responsibility & Sustainability Report (Contd.)

b. Details of measures for the well-being of workers:

Category	% of workers covered by										
	Total (A)	Health insurance		Accident insurance		Maternity benefits		Paternity benefits		Day care facilities	
		Number (B)	% (B/A)	Number (C)	% (C/A)	Number (D)	% (D/A)	Number (E)	% (E/A)	Number (F)	% (F/A)
Permanent workers											
Male	1,437	1,437	100	1,437	100	0	0	1,437	100	0	0
Female	0	0	0	0	0	0	0	0	0	0	0
Total	1,437	1,437	100	1,437	100	0	0	1,437	100	0	0
Other than permanent workers											
Male	4,749	0	0	4,749	100	0	0	0	0	0	0
Female	107	0	0	107	100	0	0	0	0	0	0
Total	4,856	0	0	4,856	100	0	0	0	0	0	0

c. Spending on measures towards well-being of employees and workers (including permanent and other than permanent) in the following format –

	FY 2023-24 (Current Financial Year)	FY 2022-23 (Previous Financial Year)
Cost incurred on well-being measures as a % of total revenue of the company	0.51%	0.25%

2. Details of retirement benefits, for Current FY and Previous Financial Year.

Benefits	FY 2023-24 (Current Financial Year)			FY 2022-23 (Previous Financial Year)		
	No. of employees covered as a % of total employees	No. of workers covered as a % of total workers	Deducted and deposited with authority (Y/N/N.A.)	No. of employees covered as a % of total employees	No. of workers covered as a % of total workers	Deducted and deposited with authority (Y/N/N.A.)
PF	100%	100%	Y	100%	100%	Y
Gratuity	100%	100%	Y	100%	100%	Y
ESI	0%	0%	Y	0.2%	0%	Y
Others – please specify	-	-	-	-	-	-

3. Accessibility of workplaces

Are the premises/offices of the entity accessible to differently abled employees and workers, as per the requirements of the Rights of Persons with Disabilities Act, 2016? If not, whether any steps are being taken by the entity in this regard.

We recognise that our facility may presently not meet the specified requirements. Nevertheless, we have proactively initiated measures to rectify this situation. Currently, we are conducting a thorough and constructive evaluation of the requirements, actively seeking solutions to enhance our facility's readiness to meet elevated standards.

4. Does the entity have an equal opportunity policy as per the Rights of Persons with Disabilities Act, 2016? If so, provide a web-link to the policy.

Yes. GFL is firmly committed to Equal Employment Opportunity Principles. This dedication is central to the Company's to being an 'Employer of Choice,' evident in all HR policies and procedures that uphold non-discriminatory practices and ensure equal opportunities for every employee. In line with this commitment, all employees are encouraged to treat their colleagues with fairness, mutual respect, and without harassment, irrespective of hierarchical levels.

Link to the policy: <https://www.gfl.co.in/upload/pages/a66473d31ff96c735d8fa098745acff5.pdf>

Business Responsibility & Sustainability Report (Contd.)

5. Return to work and Retention rates of permanent employees and workers that took parental leave.

Gender	Permanent employees		Permanent workers	
	Return to work rate	Retention rate	Return to work rate	Retention rate
Male	97	95	100	100
Female	100	100	NA	NA
Total	99	91	100	100

There are no females in the permanent workers category; hence, it is marked as not applicable.

6. Is there a mechanism available to receive and redress grievances for the following categories of employees and worker? If yes, give details of the mechanism in brief.

	Yes/No (If yes, then give details of the mechanism in brief)
Permanent workers	Grievance handling platform: 1. HR buddy 2. Ethics line 3. Suggestion box 4. PHRRO 5. Guideline HR/42 – Grievance procedure for employees/contractors
Other than permanent workers	Grievance handling platform: 1. Suggestion box 2. Works Committee 3. SPT Committee 4. Guideline HR/42 – Grievance procedure for employees/contractors
Permanent employees	Grievance handling platform: 1. HR buddy 2. Ethics line 3. Suggestion box 4. PHRRO 5. Guideline HR/42 – Grievance procedure for employees/contractors
Other than permanent employees	Grievance handling platform: 1. Suggestion box 2. SPT committee 3. Works committee 4. Guideline HR/42 – Grievance procedure for employees/contractors

Business Responsibility & Sustainability Report (Contd.)

7. Membership of employees and workers in association(s) or unions recognised by the listed entity:

Category	FY 2023-24 (Current Financial Year)			FY 2022-23 (Previous Financial Year)		
	Total employees/workers in the respective category (A)	No. of employees/workers in the respective category who are part of association(s) or union (B)	% (B/ A)	Total employees/workers in the respective category (C)	No. of employees/workers in the respective category who are part of association(s) or union(D)	% (D / C)
Total permanent employees	1,805	Nil	NA	1,788	Nil	NA
Male	1,722	Nil	NA	1,715	Nil	NA
Female	83	Nil	NA	73	Nil	NA
Total permanent workers	1,437	Nil	NA	1,524	Nil	NA
Male	1,437	Nil	NA	1,524	Nil	NA
Female	0	Nil	NA	-	Nil	NA

There is no union of our permanent employees and permanent workers.

8. Details of training given to employees and workers:

Category	FY 2023-24 (Current Financial Year)					FY 2022-23 (Previous Financial Year)				
	Total (A)	On health and safety measures		On skill upgradation		Total (D)	On health and safety measures		On skill upgradation	
		No. (B)	% (B/A)	No. (C)	% (C/A)		No. (E)	% (E/D)	No. (F)	% (F/D)
Employees										
Male	1,805	1,698	94	1,577	87	1,814	931	51	457	25
Female	90	88	98	81	90	80	54	68	32	40
Total	1,895	1,786	94	1,658	87	1,894	985	52	489	26
Workers										
Male	6,186	4,627	75	5,305	86	6,348	3,327	52	983	15
Female	107	102	95	106	99	128	91	71	18	14
Total	6,293	4,729	75	5,411	86	6,476	3,418	53	1,001	15

9. Details of performance and career development reviews of employees and workers:

Category	FY 2023-24 (Current Financial Year)			FY 2022-23 (Previous Financial Year)		
	Total (A)	No. (B)	% (B/A)	Total (C)	No. (D)	% (D/C)
Employees						
Male	1,805	1,022	57	1,378	282	20
Female	90	38	42	54	14	26
Total	1,895	1,060	56	1,432	296	21
Workers						
Male	6,186	1,024	17	1,247	201	16
Female	107	0	0	0	0	0
Total	6,293	1,024	16	1,247	201	16

In total headcount, new joiners joined in the second half of the assessment year (after 30th September of the year) are not applicable for the performance and career development reviews.

Business Responsibility & Sustainability Report (Contd.)

10. Health and safety management system:

a) Whether an occupational health and safety management system has been implemented by the entity? (Yes/No). If yes, the coverage such system?

Yes, we have instituted a comprehensive Occupational Health and Safety Management System, driven by top management's commitment to fostering a safe and healthy workplace. Our approach is proactive and inclusive, involving every level of the organisation to build a robust safety culture. This system integrates meticulously crafted policies, procedures, and practices aimed at identifying and addressing workplace hazards, promoting overall employee well-being, and ensuring strict adherence to health and safety regulations. Moreover, our contract workers' representatives are actively engaged at every step, reinforcing our dedication to a secure and supportive work environment for all.

b) What are the processes used to identify work-related hazards and assess risks on a routine and non-routine basis by the entity?

At GFL, we employ a systematic approach to identify work-related hazards and assess risks on both routine and non-routine bases. Our processes include regular workplace inspections to identify potential hazards and conducting risk assessments to evaluate the likelihood and potential consequences of these hazards. We use various tools for risk assessment, such as PHA (e.g., HAZOP), Pre-Start-up Safety Review (PSSR), Job Safety Analysis (JSA), Hazard Identification and Risk Assessment (HIRA), Qualitative Risk Assessment (QRA), Permit to Work System (PTW), and Safety Audits of work areas.

We encourage employees to report any safety concerns or near misses, ensuring that all incidents are promptly investigated to identify root causes and implement corrective actions. Additionally, we conduct safety audits through trained GFL employees and external experts periodically to monitor compliance with safety protocols. We leverage incident data and trend analysis to proactively address emerging risks.

c) Whether you have processes for workers to report the work-related hazards and to remove themselves from such risks. (Y/N)

Yes, we have established processes that allow and encourage workers to report work-related hazards and effectively avoid such risks. GFL promotes and prioritises a culture of open communication and proactive hazards reporting to promptly identify potential risks. Employees are encouraged and trained to report any hazards they encounter or observe in the workplace through a digital online platform, safety committees, or direct communication with supervisors. We track both leading and lagging indicators, along with hazards observed in the plant.

We identify hazards through various methods such as safety observations, Contractor Field Safety Audits, and Plant Monthly Safety Involvement activities. By fostering a reporting culture and providing clear guidelines for employees to escalate concerns and remove themselves from risky situations, our organisation demonstrates its commitment to prioritising the health and safety of its workforce. We believe that proactive hazard reporting and the ability to remove oneself from risks are crucial for maintaining a safe and healthy work environment for all employees.

d) Do the employees/worker of the entity have access to non-occupational medical and healthcare services? (Yes/No)

Yes. GFL ensures access to medical and health services for our employees and workers that go beyond their occupational requirements. We prioritise the well-being of our workforce by conducting regular pre-employment and periodic medical check-ups for both our employees and contractual staff. Additionally, we organise dental and health check-up camps, blood donation drives, and first aid training programmes to equip our employees and workmen with essential life-saving skills.

Business Responsibility & Sustainability Report (Contd.)

11. Details of safety related incidents, in the following format:

Safety incident/number	Category	FY 2023-24 (Current Financial Year)		FY 2022-23 (Previous Financial Year)	
		Filed during the year	Pending resolution at the end of the year	Filed during the year	Pending resolution at the end of the year
Lost Time Injury Frequency Rate (LTIFR) (per one million person-hours worked)	Employees	0.90		0.52	
	Workers	0.54		0.18	
Total recordable work-related injuries	Employees	6		2	
	Workers	6		1	
No. of fatalities	Employees	0		0	
	Workers	0		0	
High-consequence work-related injury or ill-health (excluding fatalities)	Employees	0		0	
	Workers	0		0	

12. Describe the measures taken by the entity to ensure a safe and healthy work place.

To guarantee a safe and healthy workplace, GFL has undertaken the below mentioned steps:

- **Occupational Health and Safety Management System:** We have a robust system in place to identify, assess, and mitigate workplace hazards. Our policies and procedures ensure a safe work environment and compliance with health and safety regulations.
- **Hazard Identification and Risk Assessment (HIRA):** We regularly inspect and assess risks to identify potential hazards. This helps us implement control measures to minimise or eliminate threats to employee safety.
- **Training and Education:** We provide comprehensive training on occupational health and safety practices, including safe work procedures, proper equipment usage, emergency response, and hazard recognition.
- **Incident Reporting and Investigation:** We encourage prompt reporting of incidents, near misses, and hazards. Our reporting system ensures timely investigations, root cause identification, and corrective actions to prevent recurrence.
- **Emergency Preparedness and Response:** We have emergency response plans and conduct regular drills to prepare for fires, medical emergencies, and natural disasters. These exercises ensure our team is ready to respond effectively.
- **Health and Wellness Programmes:** We promote health and wellness through screenings, wellness programmes, and ergonomic assessments. We support healthy lifestyles and provide resources for physical and mental well-being.
- **Safety Committees and Worker Involvement:** We engage employees in safety initiatives through committees, feedback mechanisms, and inspections. This involvement fosters a sense of ownership and accountability for workplace safety.
- **Regular Monitoring and Review:** We regularly monitor and review our safety performance to assess the effectiveness of our measures and identify areas for improvement. We proactively address emerging safety risks.

13. Number of Complaints on the following made by employees and workers:

Category	FY 2023-24 (Current Financial Year)			FY 2022-23 (Previous Financial Year)		
	Filed during the year	Pending resolution at the end of the year	Remarks	Filed during the year	Pending resolution at the end of the year	Remarks
Working conditions	0	0	NA	0	0	NA
Health & safety	0	0	NA	0	0	NA

Business Responsibility & Sustainability Report (Contd.)

14. Assessments for the year:

	% of your plants and offices that were assessed (by entity or statutory authorities or third parties)
Health and safety practices	100%
Working conditions	100%

15. Provide details of any corrective action taken or underway to address safety-related incidents (if any) and on significant risks/concerns arising from assessments of health & safety practices and working conditions.

Not Applicable

Leadership Indicators

1. Does the entity extend any life insurance or any compensatory package in the event of the death of (A) Employees (Y/N) (B) Workers (Y/N).

(A) Employees - Y

(B) Workers - Y

Yes, the organisation has taken measures to safeguard the well-being and security of our esteemed employees and workers. We have enacted a comprehensive and resilient Group Accident Insurance Policy, meticulously crafted to provide financial protection and assistance in the event of any employee or worker's unfortunate demise.

2. Provide the measures undertaken by the entity to ensure that statutory dues have been deducted and deposited by the value chain partners.

To ensure adherence to statutory regulations, we have implemented a rigorous system where we ensure the following:

1. Supplier Payment Obligations

- All suppliers must settle their statutory dues as per the terms and conditions outlined in each purchase order.

2. Supplier Onboarding Requirements

- New suppliers are required to submit signed and stamped copies of the 'GFL Terms & Conditions' and 'GFL Policy' before their registration can be completed.

3. Sustainable Procurement Policy

- All employees, suppliers, vendors, and service providers must comply with all applicable laws.
- In case of any legal breaches by suppliers, vendors, or service providers, we have the right to immediately terminate the contract without prior notice or a notice period.
- If a breach causes legal litigation or financial liability for the Company, the responsible parties must indemnify GFL against any such liability.

3. Provide the number of employees/workers having suffered high consequence work-related injury/ill-health/fatalities (as reported in Q11 of Essential Indicators above), who have been rehabilitated and placed in suitable employment or whose family members have been placed in suitable employment:

	Total no. of affected employees/workers		No. of employees/workers that are rehabilitated and placed in suitable employment or whose family members have been placed in suitable employment	
	FY 2023-24 (Current Financial Year)	FY 2022-23 (Previous Financial Year)	FY 2023-24 (Current Financial Year)	FY 2022-23 (Previous Financial Year)
Employees	2	0	0	0
Workers				

Business Responsibility & Sustainability Report (Contd.)

4. Does the entity provide transition assistance programmes to facilitate continued employability and the management of career endings resulting from retirement or termination of employment? (Yes/No)

Retiring employees selected for transition are offered support by extending their service or engaging them in special assignments on a contractual basis.

5. Details on assessment of value chain partners:

	% of value chain partners (by value of business done with such partners) that were assessed
Health and safety practices	NA
Working Conditions	

6. Provide details of any corrective actions taken or underway to address significant risks/concerns arising from assessments of health and safety practices and working conditions of value chain partners.

Through a thorough sustainable procurement audit, diligent scrutiny of our suppliers' practices revealed potential risks and concerns. Responsible suppliers promptly took corrective actions to resolve these issues, aligning with our sustainability objectives. Furthermore, we fostered transparent communication by offering detailed feedback to the respective suppliers regarding the identified risks or concerns. It is worth mentioning that no significant risks or substantial concerns have been identified to date, underscoring the effectiveness of our proactive approach to sustainable procurement.

PRINCIPLE 4: Businesses should respect the interests of and be responsive to all their stakeholders.

Essential Indicators

1. Describe the processes for identifying key stakeholder groups of the entity.

A diverse array of stakeholders, spanning individuals both within and beyond GFL has been recognised. These groups hold significant influence, directly shaping our operations and activities. These stakeholders include:

- Employees
- Shareholders
- Customers
- Communities
- Suppliers
- Strategic Partners
- Vendors
- Government or Regulatory Bodies

2. List stakeholder groups identified as key for your entity and the frequency of engagement with each stakeholder group.

Stakeholder group	Whether identified as vulnerable & marginalised group (Yes/No)	Channels of communication (e-mail, SMS, newspaper, pamphlets, advertisement, community meetings, notice board, website), Other	Frequency of engagement (annually/half yearly/quarterly/others – please specify)	Purpose and scope of engagement, including key topics and concerns raised during such engagement
Shareholders/ Investors	No	1. Annual General Meeting (AGM) 2. Press conferences 3. Company Website 4. Investor/analyst meetings 5. Stock exchange announcements	Ongoing	We engage with shareholders and investors to communicate on dividends, financial results, growth opportunities, and stock performance to foster transparency and trust in the Company's performance and future potential.

Business Responsibility & Sustainability Report (Contd.)

Stakeholder group	Whether identified as vulnerable & marginalised group (Yes/No)	Channels of communication (e-mail, SMS, newspaper, pamphlets, advertisement, community meetings, notice board, website), Other	Frequency of engagement (annually/half yearly/quarterly/others – please specify)	Purpose and scope of engagement, including key topics and concerns raised during such engagement
Employees	No	1. Training and Performance management HR forums 2. Group discussions 3. Employee engagement events 4. Email 5. Employee satisfaction surveys	Ongoing	We are committed to ensuring the safety and job security of our employees. We prioritise their well-being and strive to cultivate a positive and open workplace environment. Through continuous capability building and skill upgrading initiatives, we provide ample opportunities for career growth within our organisation.
Customers	No	1. Website periodic market research 2. Customer meets 3. Customer visits 4. Conferences 5. Trade fair	Ongoing	Our Company upholds the highest standards in safety and data privacy. Our commitment extends to ethical business practices, offering eco-friendly products and solutions, and delivering superior-quality products and services to meet our customers' needs and expectations.
Suppliers/ Vendors	No	1. Supplier development initiatives 2. Online/offline workshops 3. Annual suppliers' meet (online/offline) 4. Supplier feedback surveys 5. Onboarding process	Ongoing	We focus on expanding access to new markets while ensuring fair margins and fostering revenue growth. We value long-standing partnerships and prioritise resource efficiency with our suppliers and vendors.
Government /Regulators	No	1. Meetings 2. Presentations and networking in different forums 3. Regular checks 4. Annual and quarterly compliance reports 5. Press conferences and media events 6. Published articles and newsletters 7. Online meetings and interviews	Ongoing	At GFL, we are committed to timely compliance with laws and regulations, maintaining transparent and open operations. We strictly adhere to environmental laws, ensure prompt payment of dues and taxes, and actively support government schemes to contribute positively to regulatory bodies and governmental initiatives.
Communities/ NGOs	No	1. Interactions during implementation of CSR projects 2. Interacting with local community 3. Representatives public hearing 4. Community development newsletter	Ongoing	We engage with communities and NGOs to create livelihood opportunities, introduce new technologies and smart solutions, reduce environmental footprint, foster community development, and preserve culture and heritage for a sustainable future.

Business Responsibility & Sustainability Report (Contd.)

Leadership Indicators

- Provide the processes for consultation between stakeholders and the Board on economic, environmental, and social topics or if consultation is delegated, how is feedback from such consultations provided to the Board.**

Our Company champions a dynamic engagement with both stakeholders and our Board, actively seeking their insightful input on crucial economic, environmental, and social matters. Our robust ethics line policy ensures transparent communication, offering clear guidelines and accessible channels for stakeholders to raise grievances and concerns. This approach reinforces our commitment to a culture of openness, accountability, and constant ethical standards.

- Whether stakeholder consultation is used to support identifying and managing environmental and social topics (Yes/No). If so, provide details of instances as to how the inputs received from stakeholders on these topics were incorporated into policies and activities of the entity.**

Yes, we are committed to building strong partnerships with all our stakeholders, recognising their vital role in our success. We engage with them regularly, seeking their invaluable feedback on key issues like social impact, environmental stewardship, and human rights. These interactions are instrumental in shaping our approach to addressing environmental and social challenges, as demonstrated by our proactive employee engagement programmes and transparent investor consultations.

- Provide details of instances of engagement with, and actions taken to, address the concerns of vulnerable/marginalised stakeholder groups.**

At GFL, we see our community as a vital partner in our journey towards positive impact. We actively engage with local stakeholders, crafting Corporate Social Responsibility (CSR) programmes that address their specific needs and aspirations. Our initiatives are designed to drive meaningful social change, uplift marginalised groups, and optimise the impact of our CSR investments. We focus on critical areas such as healthcare, education, and women's empowerment, among others, to create lasting, transformative effects.

PRINCIPLE 5: Businesses should provide goods and services in a manner that is sustainable and safe.

Essential Indicators

- Employees and workers who have been provided training on human rights issues and policy(ies) of the entity in the following format**

Category	FY 2023-24 (Current Financial Year)			FY 2022-23 (Previous Financial Year)		
	Total (A)	No. of employees/workers covered (B)	% (B/A)	Total (C)	No. of employees/workers covered (D)	% (D/C)
Employees						
Permanent	1,805	586	32	1,788	1,193	67
Other than permanent	90	3	3	106	0	0
Total employees	1,895	589	31	1,894	1,193	63
Workers						
Permanent	1,437	0	0	1,524	1	0
Other than permanent	4,856	2,993	62	4,952	1,793	36
Total workers	6,293	2,993	48	6,476	1,794	28

Business Responsibility & Sustainability Report (Contd.)

2. Details of minimum wages paid to employees and workers in the following format:

Category	FY 2023-24 (Current Financial Year)				FY 2022-23 (Previous Financial Year)					
	Total (A)	Equal to minimum wage		More than minimum wage		Total (D)	Equal to minimum wage		More than minimum wage	
		No. (B)	% (B/A)	No. (C)	% (C/A)		No. (E)	% (E/D)	No. (F)	% (F/D)
Employees										
Permanent	1,805	0	0	1,805	100	1,788	0	0	1,788	100
Male	1,722	0	0	1,722	100	1,715	0	0	1,715	100
Female	83	0	0	83	100	73	0	0	73	100
Other than permanent	90	0	0	90	100	106	0	0	106	100
Male	83	0	0	83	100	99	0	0	99	100
Female	7	0	0	7	100	7	0	0	7	100
Workers										
Permanent	1,437	17	1	1,420	99	1,524	0	0	1,524	100
Male	1,437	17	1	1,420	99	1,524	0	0	1,524	100
Female	0	0	0	0	0	0	0	0	0	0
Other than permanent	4,856	4,856	100	0	0	4,952	4,952	100	0	0
Male	4,749	4,749	100	0	0	4,824	4,824	100	0	0
Female	107	107	100	0	0	128	128	100	0	0

3. Details of remuneration/salary/wages, in the following format:

a. Median remuneration/wages:

	Male		Female	
	Number	Median remuneration/salary/wages of the respective category (in ₹)	Number	Median remuneration/salary/wages of the respective category (in ₹)
Board of Directors (BoD)	5	1,49,85,000	0	NA
Key Managerial Personnel (KMP)	3	1,33,94,700	0	NA
Employees other than BoD and KMP	1,798	17,58,996	90	12,60,000
Workers	1,459	5,39,400	5	4,70,990
Contractual workers	5	1,49,85,000	0	NA

b. Gross wages paid to females as % of total wages paid by the entity, in the following format:

	FY 2023-24 (Current Financial Year)	FY 2022-23 (Previous Financial Year)
Gross wages paid to females as % of total wages	3%	2%

4. Do you have a focal point (Individual/Committee) responsible for addressing human rights impacts or issues caused or contributed to by the business? (Yes/No)

We have instituted pivotal committees within our organisation to oversee crucial facets of our operations. These encompass the ICC (related to POSH) and Ethics Committee for human rights, WEDC for women's empowerment and development, and SARCC for corporate social accountability.

Business Responsibility & Sustainability Report (Contd.)

5. Describe the internal mechanisms in place to redress grievances related to human rights issues.

We have put in place a robust system to champion integrity and transparency across our organisation. Our 'Ethics Line' online portal empowers employees to report unethical behaviour anonymously, ensuring their voices are heard without fear. The Ethics Officer is dedicated to thoroughly investigating these reports and keeping whistleblowers informed of the progress. For added convenience, stakeholders can also send grievances directly to our dedicated email address, ethicsline@gfl.co.in, which is prominently featured on our website. To further support anonymous feedback, suggestion boxes are strategically placed at our sites, providing an additional channel for employees and workers to raise concerns confidentially.

6. Number of complaints on the following made by employees and workers:

Category	FY 2023-24 (Current Financial Year)			FY 2022-23 (Previous Financial Year)		
	Filed during the year	Pending resolution at the end of year	Remarks	Filed during the year	Pending resolution at the end of year	Remarks
Sexual harassment	0	0	NA	0	0	NA
Discrimination at workplace	0	0	NA	3	0	-
Child labour	0	0	NA	0	0	NA
Forced labour/Involuntary labour	0	0	NA	0	0	NA
Wages	0	0	NA	0	0	NA
Other human rights related issues	0	0	NA	0	0	NA

7. Complaints filed under the Sexual Harassment of Women at Workplace (Prevention, Prohibition and Redressal) Act, 2013, in the following format:

	FY 2023-24 (Current Financial Year)	FY 2022-23 (Previous Financial Year)
Total complaints reported under Sexual Harassment on of Women at Workplace (Prevention, Prohibition and Redressal) Act, 2013 (POSH)	Nil	Nil
Complaints on POSH as a % of female employees / workers	Nil	Nil
Complaints on POSH upheld	Nil	Nil

8. Mechanisms to prevent adverse consequences to the complainant in discrimination and harassment cases.

Our organisation places a high priority on safeguarding the identity of the complainant, as outlined in our Whistle-Blower Policy and Prevention of Sexual Harassment (POSH) Policy. All reported matters are treated with the utmost confidentiality. Furthermore, our Code of Conduct unequivocally prohibits any form of retaliation against individuals who report legitimate concerns. Any individuals found engaging in retaliatory actions will face disciplinary measures.

9. Do human rights requirements form part of your business agreements and contracts? (Yes/No)

Yes, we prioritise human rights in all our business agreements and contracts. At GFL, we take proactive measures by conducting awareness sessions to ensure that our vendors and suppliers fully comprehend and adhere to human rights standards.

10. Assessments for the year:

	% of your plants and offices that were assessed (by the entity or statutory authorities or third parties)
Child labour	100%
Forced/involuntary labour	100%
Sexual harassment	100%
Discrimination at workplace	100%
Wages	100%
Others – please specify	100%

Business Responsibility & Sustainability Report (Contd.)

11. Provide details of any corrective actions taken or underway to address significant risks/concerns arising from the assessments at Question 9 above.

NA

Leadership Indicators

1. Details of a business process being modified/introduced as a result of addressing human rights grievances/complaints.

GFL did not receive any grievances or complaints regarding human rights issues; thus, no modifications or introductions to business processes were required.

2. Details of the scope and coverage of any Human rights due-diligence conducted.

It ensures adherence to the human rights policy through internal and external assessment methods, including self-assessment questionnaires, announced and unannounced on-site audits of independent Suppliers, Vendors, and Service Providers, as well as employee and workplace wellness surveys.

3. Is the premise/office of the entity accessible to differently abled visitors, as per the requirements of the Rights of Persons with Disabilities Act, 2016?

We acknowledge that our facility is still on the journey to fully meeting the specified requirements. However, we're taking decisive action to bridge this gap. Our team is deeply engaged in a thorough and proactive review process, actively exploring innovative solutions to elevate our facility's standards. We are persistent in our commitment to not only meet but also surpass these benchmarks, ensuring excellence in every aspect.

4. Details on assessment of value chain partners:

	% of value chain partners (by value of business done with such partners) that were assessed
Sexual harassment	NA
Discrimination at workplace	
Child labour	
Forced labour/Involuntary labour	
Wages	
Others – Please specify	

5. Provide details of any corrective actions taken or underway to address significant risks/concerns arising from the assessments at Question 4 above.

NA

PRINCIPLE 6: Businesses should respect and make efforts to protect and restore the environment.

Essential Indicators

1. Details of total energy consumption (in joules or multiples) and energy intensity in the following format:

Parameter	FY 2023-24 (Current Financial Year)	FY 2022-23 (Previous Financial Year)
From renewable sources		
Total electricity consumption (A)	2,58,863	2,00,282
Total fuel consumption (B)	0	0
Energy consumption through other sources (C)	0	0
Total energy consumed from renewable sources (A+B+C)	2,58,863	2,00,282

Business Responsibility & Sustainability Report (Contd.)

Parameter	FY 2023-24 (Current Financial Year)	FY 2022-23 (Previous Financial Year)
From non-renewable sources		
Total electricity consumption (D)	29,18,103	26,53,692
Total fuel consumption (E)	63,70,680	61,06,646
Energy consumption through other sources (F)	0	0
Total energy consumed from non-renewable sources (D+E+F)	92,88,783	87,60,338
Total energy consumed (A+B+C+D+E+F)	95,47,646	89,60,620
Energy intensity per rupee of turnover (Total energy consumption in GJ/Revenue from operations in ₹)	0.000237	0.000159
Energy intensity per rupee of turnover adjusted for Purchasing Power Parity (PPP) (Total energy consumption in GJ/Revenue from operations in ₹ adjusted for PPP)	0.000064	0.000044
Energy intensity in terms of physical output (GJ/MT of product)	13.55	13.30
Energy intensity (optional) – the relevant metric may be selected by the entity	NA	NA

Note: Indicate if any independent assessment/evaluation/assurance has been carried out by an external agency? (Y/N) If yes, the name of the external agency.

The Company has conducted an Independent Assessment/evaluation/assurance by an external agency, Intertek India Private Limited.

2. Does the entity have any sites/facilities identified as designated consumers (DCs) under the Performance, Achieve and Trade (PAT) Scheme of the Government of India? (Y/N) If yes, disclose whether targets set under the PAT scheme have been achieved. In case targets have not been achieved, provide the remedial action taken, if any.

We proudly participate in the PAT Scheme under the 'Chlor Alkali Sector' of the Government of India, underscoring our firm dedication to energy efficiency. Our achievements include earning 437 E-Certificates in PAT Cycle 1 and 336 E-Certificates in PAT Cycle 2. Currently, we are actively engaged in PAT Cycle 3, which has been completed as on 31st March, 2024.

3. Provide details of the following disclosures related to water in the following format:

Parameter	FY 2023-24 (Current Financial Year)	FY 2022-23 (Previous Financial Year)
Water withdrawal by source (in kilolitres)		
(i) Surface water	47,42,311	53,29,627
(ii) Groundwater	0	0
(iii) Third party water	12,077	17,124
(iv) Seawater/desalinated water	0	0
(v) Others	0	0
Total volume of water withdrawal (in kilolitres) (i + ii + iii + iv + v)	47,54,388	53,46,751
Total volume of water consumption (Freshwater + Recycled water) (in kilolitres)	50,52,166	63,15,431
Water intensity per rupee of turnover (Water consumed in KL/Revenue from operations in ₹)	0.0001256	0.0001123

Business Responsibility & Sustainability Report (Contd.)

Parameter	FY 2023-24 (Current Financial Year)	FY 2022-23 (Previous Financial Year)
Water intensity per rupee of turnover adjusted for Purchasing Power Parity (PPP) (Total water consumption in KL/Revenue from operations in ₹ adjusted for PPP)	0.0000340	0.0000310
Water intensity in terms of physical output (Total water consumption in KL/MT of product)	7.17	9.37
Water intensity (optional) – the relevant metric may be selected by the entity	NA	NA

Note: Indicate if any independent assessment/evaluation/assurance has been carried out by an external agency? (Y/N) If yes, the name of the external agency.

The Company has undergone a rigorous Independent Audit by the Gujarat Pollution Control Board (GPCB) Authorised Schedule II Auditor, complemented by a comprehensive assessment conducted by the prestigious external agency, Intertek India Private Limited. These thorough evaluations affirm our dedication to environmental stewardship and operational excellence.

4. Provide the following details related to water discharged:

Parameter	FY 2023-24 (Current Financial Year)	FY 2022-23 (Previous Financial Year)
Water discharge by destination and level of treatment (in kilolitres)		
(i) To surface water		
No treatment	0	0
With treatment – please specify level of treatment	0	0
(ii) To groundwater		
No treatment	0	0
With treatment – please specify level of treatment	0	0
(iii) To seawater		
No treatment	0	0
With treatment – please specify level of treatment	10,07,024	9,71,214
(iv) Sent to third-parties		
No treatment	0	0
With treatment – please specify level of treatment	0	0
(v) Others		
No treatment	0	0
With treatment – please specify level of treatment	0	0
Total water discharged (in kilolitres)	10,07,024	9,71,214

Note: Indicate if any independent assessment/evaluation/assurance has been carried out by an external agency? (Y/N) If yes, name of the external agency.

The Company has conducted an Independent Assessment/evaluation/assurance by an external agency, Intertek India Private Limited.

5. Has the entity implemented a mechanism for Zero Liquid Discharge? If yes, provide details of its coverage and implementation.

Yes, GFL's Ranjitnagar unit has implemented the Zero Liquid Discharge (ZLD). The unit has installed a Multiple Effect Evaporator (MEE) and Reverse Osmosis (RO) system as part of the tertiary treatment, and the entire water is being recycled and used for plantation activity within the premises.

Business Responsibility & Sustainability Report (Contd.)

6. Please provide details of air emissions (other than GHG emissions) by the entity in the following format

Parameter	Please specify unit	FY 2023-24 (Current Financial Year)	FY 2022-23 (Previous Financial Year)
NOx	MT/Year	86	112
SOx	MT/Year	162	114
Particulate matter (PM)	MT/Year	40	130
Persistent organic pollutants (POP)	NA	NA	NA
Volatile organic compounds (VOC)	NA	NA	NA
Hazardous air pollutants (HAP)	NA	NA	NA
Others – please specify	NA	NA	NA

Note: Indicate if any independent assessment/evaluation/assurance has been carried out by an external agency? (Y/N) If yes, the name of the external agency.

The Company has conducted an Independent Assessment/evaluation/assurance by an external agency, Intertek India Private Limited.

7. Provide details of greenhouse gas emissions (Scope 1 and Scope 2 emissions) & their intensity in the following format:

Parameter	Unit	FY 2023-24 (Current Financial Year)	FY 2022-23 (Previous Financial Year)
Total Scope 1 emissions (Break-up of the GHG into CO ₂ , CH ₄ , N ₂ O, HFCs, PFCs, SF ₆ , NF ₃ , if available)	Metric tonnes of CO ₂ equivalent	5,78,904	5,46,562
Total Scope 2 emissions (Break-up of the GHG into CO ₂ , CH ₄ , N ₂ O, HFCs, PFCs, SF ₆ , NF ₃ , if available)	Metric tonnes of CO ₂ equivalent	5,80,379	4,96,240
Total Scope 1 and Scope 2 emission intensity per rupee of turnover (Total Scope 1 and Scope 2 GHG emissions/Revenue from operations)	MTCO ₂ e/₹	0.0000288	0.0000185
Total Scope 1 and Scope 2 emission intensity per rupee of turnover adjusted for Purchasing Power Parity (PPP) (Total Scope 1 and Scope 2 GHG emissions/Revenue from operations adjusted for PPP)	MTCO ₂ e/₹ adjusted for PPP	0.0000078	0.0000051
Total Scope 1 and Scope 2 emission intensity in terms of physical output	MTCO ₂ e/MT of product	1.65	1.55
Total Scope 1 and Scope 2 emission intensity (optional) – the relevant metric may be selected by the entity	NA	NA	NA

Note: Indicate if any independent assessment/evaluation/assurance has been carried out by an external agency? (Y/N) If yes, the name of the external agency.

The Company has conducted an Independent Assessment/evaluation/assurance by an external agency Intertek India Private Limited.

8. Does the entity have any project related to reducing Green House Gas emission? If yes, then provide details.

GFL has plan for Green House Gas emission reduction which will be implemented in short, medium and long term. GFL has invested for 64 MW of wind turbine installation for Renewable energy use for its operation and also invested for Hybrid (Solar + Wind) Power as Renewable Energy set-off resulting into 73.7 MW of Renewable Energy power (2,58,863 GJ) resulting in 51,485 tCO₂ emission reduction. GFL is also planning to improve its Renewable energy use upto 70% by 2030 a step towards become a Net Zero company in future.

Business Responsibility & Sustainability Report (Contd.)

We have undertaken several projects aimed at reducing Greenhouse Gas (GHG) emissions including:

Energy Efficiency Optimisation

- We have implemented various initiatives such as upgrading mechanical components, installing Variable Frequency Drives (VFDs), and optimising chilling and cooling operations.
- These efforts resulted in a significant reduction of 59.11 MWh in energy consumption during 2023-24.
- Specific actions at our Dahej, Jolva, and Ranjitnagar units include improving pump systems and replacing conventional starters with VFDs to achieve substantial energy savings.

Renewable Energy Adoption

- We have made substantial investments in wind turbines with a total capacity of 62 MW.
- This enables us to fulfil approximately 20% of our indirect energy requirements with clean and sustainable sources, reducing our reliance on fossil fuels.

Emission Control Measures, Carbon Offsets, and Afforestation

- Implemented rigorous measures to control emissions and enhance process efficiencies, resulting in a reduction of emissions by 10 kg of material released into the atmosphere.
- Incorporated carbon offset initiatives, including active participation in afforestation projects where we've planted about 7,336 trees over the past three years to create carbon sinks and promote biodiversity.
- Engaged in continuous monitoring and reduction efforts to neutralise remaining emissions through targeted initiatives.

Emission Reduction Targets and Achievements

- We continuously monitor and strive to reduce emissions across our operations, as evidenced by our progress in Scope 1 and Scope 2 emissions reductions from 2019-20 to 2023-24.
- These efforts have resulted in significant reductions in MTCO₂e emissions, underscoring our commitment to mitigating our environmental impact.

9. Provide details related to waste management by the entity, in the following format:

Parameter	FY 2023-24 (Current Financial Year)	FY 2022-23 (Previous Financial Year)
Total waste generated (in metric tonnes)		
Plastic waste (A)	330	349
E-waste (B)	12	61
Bio-medical waste (C)	13	9,025
Construction and demolition waste (D)	0	0
Battery waste (E)	10	0
Radioactive waste (F)	0	0
Other hazardous waste. Please specify, if any. (G)	68,679	61,976
Other non-hazardous waste generated (H). Please specify, if any. (Break-up by composition i.e. by materials relevant to the sector)	29,115	21,623
Total (A+B + C + D + E + F + G + H)	98,159	84,018
Waste intensity per rupee of turnover (Total waste generated in MT/Revenue from operations in ₹)	0.00000244	0.00000149
Waste intensity per rupee of turnover adjusted for Purchasing Power Parity (PPP) (Total waste generated in MT/Revenue from operations in ₹ adjusted for PPP)	0.00000067	0.00000041

Business Responsibility & Sustainability Report (Contd.)

Parameter	FY 2023-24 (Current Financial Year)	FY 2022-23 (Previous Financial Year)
Waste intensity in terms of physical output (Total waste generated in MT/MT of product)	0.14	0.12
Waste intensity (optional) – the relevant metric may be selected by the entity	-	-
For each category of waste generated, total waste recovered through recycling, re-using or other recovery operations (in metric tonnes)		
Category of waste		
(i) Recycled	2,017	3,869
(ii) Re-used	86,460	74,900
(iii) Other recovery operations	7,149	2,075
Total	95,626	80,844
For each category of waste generated, total waste disposed by nature of disposal method (in metric tonnes)		
Category of waste		
(i) Incineration	7	40
(ii) Landfilling	2,527	3,090
(iii) Other disposal operations	0	43
Total	2,534	3,173

Note: Indicate if any independent assessment/evaluation/assurance has been carried out by an external agency? (Y/N)
 If yes, the name of the external agency.

GFL has undergone a comprehensive independent assessment conducted by the esteemed external agency, Intertek India Private Limited. This rigorous evaluation reinforces our commitment to excellence and ensures that our standards meet the highest benchmarks of quality and integrity.

10. Briefly describe the waste management practices adopted in your establishments. Describe the strategy adopted by your Company to reduce usage of hazardous and toxic chemicals in your products and processes and the practices adopted to manage such wastes.

Our Company specialises in producing chemicals, refrigerants, and fluorospeciality chemicals. We have implemented an integrated waste management system in accordance with the Hazardous Waste Management, Handling, and Transboundary Movement Rules. Embracing the principles of the circular economy, our efforts prioritise recycling, reusing, reprocessing, and recovering waste materials.

11. If the entity has operations/offices in/around ecologically sensitive areas (such as national parks, wildlife sanctuaries, biosphere reserves, wetlands, biodiversity hotspots, forests, coastal regulation zones etc.) where environmental approvals/clearances are required, please specify details in the following format:

Sr. no.	Location of operations/offices	Type of operations	Whether the conditions of environmental approval/clearance are being complied with? (Y/N) If no, the reasons thereof and corrective action taken, if any.
1.	Ranjitnagar	Manufacturing	Yes
2.	Dahej - A	Manufacturing	Yes
3.	Jolva	Manufacturing	Yes

Business Responsibility & Sustainability Report (Contd.)

12. Details of environmental impact assessments of projects undertaken by the entity based on applicable laws in the current financial year

Name and brief details of project	EIA notification no.	Date	Whether conducted by an independent external agency (Yes/No)	Results communicated in the public domain (Yes/No)	Relevant weblink
M/s. Gujarat Fluorochemicals Limited Plot No.:12/A, Plot No.: E-50/1, Dahej GIDC Estate, Tal.: Vagra, Dist.: Bharuch Proposed expansion in the existing production capacity and addition of new products in the existing premises as well as on additional acquired land.	EIA notification, 2006	10/11/2023	Yes	Yes	https://environmentclearance.nic.in/ The project is ongoing; final EC not yet granted.

13. Is the entity compliant with the applicable environmental law/regulations/guidelines in India; such as the Water (Prevention and Control of Pollution) Act, Air (Prevention and Control of Pollution) Act, Environment protection act and rules thereunder (Y/N). If not, provide details of all such non-compliances, in the following format:

S. no.	Specify the law/regulation/guidelines which were not complied with	Provide details of the non-compliance	Any fines/penalties/action taken by regulatory agencies such as Pollution Control Boards or by courts	Corrective action taken, if any

GFL rigorously maintains adherence to pertinent environmental laws, regulations, and guidelines in India, such as the Water (Prevention and Control of Pollution) Act, Air (Prevention and Control of Pollution) Act, Environment Protection Act, and related regulations. Notably, throughout the current financial year, we upheld full compliance, with no instances of non-compliance requiring corrective measures.

Leadership Indicators

1. Water withdrawal, consumption and discharge in areas of water stress (in kilolitres):

For each facility/plant located in areas of water stress, provide the following information:

- (i) Name of the area
- (ii) Nature of operations
- (iii) Water withdrawal, consumption and discharge in the following format:

Parameter	FY 2023-24 (Current Financial Year)	FY 2022-23 (Previous Financial Year)
Water withdrawal by source (in kilolitres)		
(i) Surface water	NA	NA
(ii) Groundwater	NA	NA
(iii) Third-party water	NA	NA
(iv) Seawater/Desalinated water	NA	NA
(v) Others	NA	NA

Business Responsibility & Sustainability Report (Contd.)

Parameter	FY 2023-24 (Current Financial Year)	FY 2022-23 (Previous Financial Year)
Total volume of water withdrawal (in kilolitres)	NA	NA
Total volume of water consumption (in kilolitres)	NA	NA
Water intensity per rupee of turnover (Water consumed/turnover)	NA	NA
Water intensity (optional) – the entity may select the relevant metric	NA	NA
Water discharge by destination and level of treatment (in kilolitres)		
(i) Into surface water		
No treatment	NA	NA
With treatment – please specify the level of treatment	NA	NA
(ii) Into groundwater		
No treatment	NA	NA
With treatment – please specify the level of treatment	NA	NA
(iii) Into seawater		
No treatment	NA	NA
With treatment – please specify the level of treatment	NA	NA
(iv) Sent to third-parties		
No treatment	NA	NA
With treatment – please specify the level of treatment	NA	NA
(v) Others		
No treatment	NA	NA
With treatment – please specify the level of treatment	NA	NA
Total water discharged (in kilolitres)	NA	NA

Note: Indicate if any independent assessment/evaluation/assurance carried out by an external agency? (Y/N) If yes, the name of the external agency.

The entity has not conducted any independent assessment/evaluation/assurance by an external agency.

2. Please provide details of total Scope 3 emissions & their intensity in the following format:

Parameter	Unit	FY 2023-24 (Current Financial Year)	FY 2022-23 (Previous Financial Year)
Total Scope 3 emissions (Break-up of the GHG into CO ₂ , CH ₄ , N ₂ O, HFCs, PFCs, SF ₆ , NF ₃ , if available)	Metric tonnes of CO ₂ equivalent	4,21,535	During FY 2022-23, Scope 3 emissions were not considered in the calculation of the air emissions.
Total Scope 3 emissions per rupee of turnover	Metric tonnes of CO ₂ equivalent/₹ turnover	0.0000075	
Total Scope 3 emission intensity (optional) – the entity may select the relevant metric	Metric tonnes of CO ₂ equivalent/MT of product	0.60	

Note: Indicate if any independent assessment/evaluation/assurance has been carried out by an external agency? (Y/N) If yes, the name of the external agency.

The entity has not conducted any independent assessment/evaluation/assurance by an external agency.

Business Responsibility & Sustainability Report (Contd.)

3. With respect to the ecologically sensitive areas reported at Question 10 of Essential Indicators above, provide details of significant direct & indirect impact of the entity on biodiversity in such areas along-with prevention and remediation activities.

GFL recognises its duty of conducting operations in ecologically sensitive areas. Throughout the current financial year, we did not observe any notable direct or indirect impact on biodiversity in these regions, thus necessitating no remedial or corrective actions.

4. If the entity has undertaken any specific initiatives or used innovative technology or solutions to improve resource efficiency, or reduce impact due to emissions/effluent discharge/waste generated, please provide details of the same as well as outcome of such initiatives, as per the following format:

S. no.	Initiative undertaken	Details of the initiative (weblink, if any, may be provided alongwith summary)	Outcome of the initiative
1	Solvent recovery and reuse in process	The GFL Ranjitnagar unit has implemented solvent recovery, wherein the recovered solvent is reused in the manufacturing process. Only the top quantity of additional solvent was needed for the process.	This initiative reduces the solvent procurement and minimises the environmental impact.

5. Does the entity have a business continuity and disaster management plan? Give details in 100 words/weblink.

Yes, our Company has an onsite emergency plan that includes details about the emergency action plan, which is communicated to employees, workers, the nearby public, interested parties, and relevant government authorities. This document outlines the onsite Emergency Response Management Plan for various levels of accidents, ranging from local incidents within the site boundary to situations requiring external support. The objectives of the emergency response management plan are:

- To safeguard the lives of working personnel and the nearby population.
- To contain and control the spread of hazards.
- To minimise the impact on the environment.
- To minimise loss to plant and production.

6. Disclose any significant adverse impact to the environment, arising from the value chain of the entity. What mitigation or adaptation measures have been taken by the entity in this regard.

At GFL, we are indomitable in our commitment to environmental stewardship, ensuring that every facet of our value chain operates with minimal environmental impact. This financial year, our rigorous measures have successfully prevented any significant harm to the environment. As a result, no additional mitigation or adaptation actions were required, underscoring our dedication to sustainable and responsible practices.

7. Percentage of Value Chain Partners (by value of business done with such partners) that were assessed for environmental impacts.

Our Company has assessed 26% of our value chain partners for environmental and social impacts.

Business Responsibility & Sustainability Report (Contd.)

PRINCIPLE 7: Businesses, when engaging in influencing public and regulatory policy, should do so in a manner that is responsible and transparent.

Essential Indicators

1. a. Number of affiliations with trade and industry chambers/associations.

22

b. List the top 10 trade and industry chambers/associations (determined based on the total members of such body) the entity is a member of/affiliated to.

S. no.	Name of the trade and industry chambers/associations	Reach of trade and industry chambers/associations (State/National)
1.	Federation of Gujarat Industries	National
2.	Science Based Targets initiative	National
3.	UNGC - United Nations Global Compact	National
4.	British Safety Council	National
5.	Indian Chemicals Council IMC Chamber of Commerce and Industry	National
6.	Corporate Membership of Asian Polymer Association (APA)	National
7.	Life Membership of Asian Polymer Association (APA)	National
8.	Executive Committee Asian Polymer Association Membership	National
9.	Baroda Management Association	National
10.	Federation of Indian Chamber of Commerce and Industry	National

2. Provide details of corrective action taken or underway on any issues related to anti-competitive conduct by the entity, based on adverse orders from regulatory authorities

Name of authority	Brief of the case	Corrective action taken
We did not encounter any instances of anti-competitive behaviour reported by regulatory authorities. Consequently, no corrective action has been taken or is currently in progress regarding any issues related to anti-competitive conduct by the entity.		

Leadership Indicators

1. Details of public policy positions advocated by the entity

S. no.	Public policy advocated	Method resorted for such advocacy	Whether information available in the public domain? (Yes/No)	Frequency of review by board (Annually/Half yearly/Quarterly/Others – please specify)	Weblink, if available
At GFL, we lead with foresight and actively engage in shaping industry standards, offering thought-provoking insights on regulatory advancements within the chemical sector. Our commitment is to balance diverse stakeholder interests and foster harmony among varying perspectives. Although we have not championed any public policy positions this financial year, our proactive stance ensures that we remain at the forefront of industry evolution.					

Business Responsibility & Sustainability Report (Contd.)

PRINCIPLE 8: Businesses should promote inclusive growth and equitable development.

Essential Indicators

1. Details of Social Impact Assessments (SIA) of projects undertaken by the entity based on applicable laws, in the current financial year.

Name and brief details of the project	SIA notification no.	Date of notification	Whether conducted by an independent external agency (Yes/No)	Results communicated in the public domain (Yes/No)	Relevant weblink
---------------------------------------	----------------------	----------------------	--	--	------------------

No projects were mandated to undergo assessment for their social impact during the current financial year under any statutory obligation.

2. Provide information on project(s) for which ongoing Rehabilitation and Resettlement (R&R) is being undertaken by your entity, in the following format:

Name of the project for which R&R is ongoing	State	District	No. of Project Affected Families (PAFs)	% of PAFs covered by R&R	Amounts paid to PAFs in the FY (in ₹)
--	-------	----------	---	--------------------------	---------------------------------------

Our core activities involve chemical manufacturing. As such, any projects undertaken by us are not subject to the provisions of the Rehabilitation and Resettlement (R&R) Act, 2013.

3. Describe the mechanisms to receive and redress grievances of the community.

At GFL, we have implemented various channels for our workforce to offer feedback, provide suggestions, and raise concerns regarding potential violations of laws and Company policies. These platforms, such as the digital ethics line, feedback surveys, and employee associations, serve as effective avenues for expressing concerns. Furthermore, any stakeholder encountering such violations can directly report their concerns to the Ethics Line via ethicsline@gfl.co.in, ensuring a robust mechanism for addressing and rectifying any breaches.

4. Percentage of input material (inputs to total inputs by value) sourced from suppliers:

	FY 2023-24 (Current Financial Year)	FY 2022-23 (Previous Financial year)
Directly sourced from MSMEs/small producers	3.87%	9%
Sourced directly from within India	37.79%	31%

5. Job creation in smaller towns – Disclose wages paid to persons employed (including employees or workers employed on a permanent or non-permanent/on contract basis) in the following locations, as % of total wage cost

Location	FY 2023-24 (Current Financial Year)	FY 2022-23 (Previous Financial Year)
Rural	31%	32%
Semi-urban	46%	48%
Urban	17%	15%
Metropolitan	6%	5%

Leadership Indicators

1. Provide details of actions taken to mitigate any negative social impacts identified in the Social Impact Assessments (Reference: Question 1 of Essential Indicators above)

Details of negative social impact identified	Corrective action taken
--	-------------------------

Regarding Question 1 of the Essential Indicator, it is important to highlight that the assessment of social impact is considered not applicable for all projects. As a result, the implementation of mitigating actions to address any potential negative social impact is also not applicable.

Business Responsibility & Sustainability Report (Contd.)

2. Provide the following information on CSR projects undertaken by your entity in designated aspirational districts as identified by government bodies:

S. No.	State	Aspirational District	Amount spent (in ₹)
--------	-------	-----------------------	---------------------

During the current financial year, our Company allocated funds for our CSR activities; however, no expenditure has been specifically directed towards any aspirational district. Recognising the importance of improving living standards in these districts, we reaffirm our commitment to exploring CSR expenditure in these regions in the future, in alignment with our mission of making a positive impact on the communities residing in aspirational districts.

3. (a) Do you have a preferential procurement policy where you give preference to purchase from suppliers comprising marginalised/vulnerable groups? (Yes/No)

Currently, there is no preferential procurement policy in place that gives preference to purchasing from suppliers consisting of marginalised or vulnerable groups. However, GFL plans to review this policy in the future, and it will be included after receiving management approval.

(b) From which marginalised/vulnerable groups do you procure?

Currently, no procurement is made from marginalised or vulnerable groups.

(c) What percentage of total procurement (by value) does it constitute?

NA

4. Details of the benefits derived and shared from the intellectual properties owned or acquired by your entity (in the current financial year), based on traditional knowledge

S. No.	Intellectual Property based on traditional knowledge	Owned/Acquired (Yes/No)	Benefit shared (Yes/No)	Basis of calculating benefit share
--------	--	-------------------------	-------------------------	------------------------------------

Throughout the financial year, we have not shared any intellectual properties, nor have we derived any benefits from intellectual properties based on traditional knowledge.

5. Details of corrective actions taken or underway based on any adverse order in intellectual property related disputes wherein traditional knowledge is involved.

Name of authority	Brief of the Case	Corrective action taken
-------------------	-------------------	-------------------------

Our organisation places a premium on safeguarding intellectual rights and properties. As a testament to our firm commitment, we are proud to report that throughout the financial year, we have faced no adverse regulatory orders related to intellectual property disputes.

6. Details of Beneficiaries of CSR Projects:

Sr. No.	CSR project	No. of persons benefitted from CSR projects	% of beneficiaries from vulnerable and marginalised groups
1	Education	16,763	95%
2	Skill Development	283	
3	Health and Well-being	9,007	
4	Sustainable Livelihood	85	
5	Agriculture Development	2,035	
6	Animal Husbandary	1,061	
7	Celebration on SDGs Day	510	
8	Community WASH	1,624	

Business Responsibility & Sustainability Report (Contd.)

PRINCIPLE 9: Businesses should engage with and provide value to their consumers in a responsible manner.

Essential Indicators

1. Describe the mechanisms in place to receive and respond to consumer complaints and feedback.

Our Company has set up a strong system to handle customer complaints efficiently. Customers can raise their queries, complaints, grievances, or escalations through e-mails, phone calls, or direct messages to the sales manager. We prioritise resolving customer complaints within 48 hours to prevent any additional issues. Furthermore, we perform a detailed root cause analysis within five working days to uncover underlying factors. Corrective actions are then implemented within 30 days of receiving the complaint, ensuring a prompt and effective resolution process.

2. Turnover of products and/services as a percentage of turnover from all products/services that carry information about:

	As a percentage of total turnover
Environmental and social parameters relevant to the product	100%
Safe and responsible usage	100%
Recycling and/or safe disposal	100%

3. Number of consumer complaints in respect of the following:

	FY 2023-24 (Current Financial Year)			FY 2022-23 (Previous Financial Year)		
	Received during the year	Pending resolution at end of year	Remarks	Received during the year	Pending resolution at end of year	Remarks
Data privacy	0	0	NA	0	0	NA
Advertising	0	0	NA	0	0	NA
Cyber-security	0	0	NA	0	0	NA
Delivery of essential services	0	0	NA	0	0	NA
Restrictive trade practices	0	0	NA	0	0	NA
Unfair trade practices	0	0	NA	0	0	NA
Other	18	0	NA	22	0	NA

4. Details of instances of product recalls on account of safety issues:

	Number	Reasons for recall
Voluntary recalls	0	0
Forced recalls	0	0

5. Does the entity have a framework/policy on cyber security and risks related to data privacy? (Yes/No) If available, provide a weblink to the policy.

Yes, the Company has established a framework/policy concerning cybersecurity and risks associated with data privacy. However, this policy is not accessible in the public domain.

6. Provide details of any corrective actions taken or underway on issues relating to advertising, and delivery of essential services; cyber security and data privacy of customers; re-occurrence of instances of product recalls; penalty/action taken by regulatory authorities on the safety of products/services.

In our persistent pursuit of excellence and accountability, we have instituted a series of proactive measures across critical operational domains:

Advertising: We've elevated our review processes to uphold the highest regulatory standards and foster transparency with our customers. Our enhanced protocols involve meticulous vetting and frequent audits, ensuring that our communications remain clear and accurate.

Business Responsibility & Sustainability Report (Contd.)

Cybersecurity and Data Privacy: We have strengthened our defenses with robust Data Privacy policies, extensive employee training, and state-of-the-art security measures. Regular audits further bolster our efforts, allowing us to swiftly identify and address potential vulnerabilities, thereby ensuring the utmost protection for our data.

Product Recalls: To prevent future issues, we implement rigorous corrective actions, including detailed root cause analyses and refined testing protocols. Our commitment to continuous improvement drives us to refine our processes, ensuring that every product meets the highest standards of quality and safety.

7. Provide the following information relating to data breaches:

- Number of instances of data breaches alongwith impact: 0
- Percentage of data breaches involving personally identifiable information of customers: NA
- Impact, if any, of the data breaches: NA

Leadership Indicators

1. Channels/platforms where information on products and services of the entity can be accessed (provide weblink, if available).

The information on products and services of the entity can be accessed at:

- www.gfl.co.in
- www.inoflon.com
- <https://www.fluonox.co.in/>
- <https://www.gfl.co.in/Americas.php>

2. Steps taken to inform and educate consumers about safe and responsible usage of products and/or services.

At GFL, we are dedicated to ensuring that our customers are well-informed about the health and safety implications of our products. As a responsible manufacturer, we provide pertinent safety and handling information through Technical Data Sheets (TDS) and Material Safety Data Sheets (MSDS). Additionally, we conduct numerous awareness sessions on health and safety to educate consumers on the safe and responsible usage of our products and services.

3. Mechanisms in place to inform consumers of any risk of disruption/discontinuation of essential services.

Currently, our ability to educate and inform end users about the risks of disruptions or discontinuation of essential services is somewhat limited. Consequently, we do not have a dedicated mechanism for this purpose. However, when critical communication is necessary—such as notifying users of any discontinuation of essential services or products—we ensure it is effectively managed through direct mail or our established distribution network.

4. Does the entity display product information on the product over and above what is mandated as per local laws? (Yes/No/Not Applicable) If yes, provide details in brief. Did your entity carry out any survey with regard to consumer satisfaction relating to the major products/services of the entity, significant locations of operation of the entity or the entity as a whole? (Yes/No)

Our packaging is meticulously designed to deliver a comprehensive array of crucial information, including product names, ingredients, nutritional facts, and usage instructions. We also highlight essential warnings and precautions to ensure our customers are fully informed and safe. While we did not conduct customer satisfaction surveys for our primary products or services this financial year, our commitment to upholding the highest standards of quality and ensuring customer satisfaction remains unwavering. We continually strive to excel in every facet of our business operations, reflecting our dedication to exceptional service and product excellence.

ANNEXURE - 3

Form No. AOC-1
(Pursuant to first proviso to sub-section (3) of section 129 read with rule 5 of Companies (Accounts) Rules, 2014)
Statement containing salient features of the financial statement of subsidiaries/ associate companies/ joint venture
Part A – Subsidiaries

Sr. No	(₹ in Lakhs)									
	Gujarat Fluorochemicals Americas LLC	Gujarat Fluorochemicals Singapore Pte. Limited	GFL GM Fluorspar (SA)	Gujarat Fluorochemicals GmbH	GFCL EV Products Limited	GFCL Solar and Green Hydrogen Products Limited	Gujarat Fluorochemicals FZE	GFCL EV Products Americas LLC	IGREL Mahidad Limited	
1	2 nd September, 2009	25 th July, 2011	15 th August, 2011	19 th August, 2013	8 th December, 2021	8 th December, 2021	5 th December, 2021	28 th February, 2024	14 th March, 2024	9
	April to March	April to March	April to March	April to March	April to March	April to March	April to March	April to March	April to March	April to March
	USD 83.41	USD 83.41	MAD 8.26	EURO 89.91	NA	NA	AED 22.71	USD 83.41	NA	NA
	1,012.28	14,862.17	3,194.99	21.82	70,752.66	1.00	7,931.16	166.81	1.00	1.00
	13,835.58	3,687.19	804.71	10,132.01	(675.53)	(23.86)	(980.09)	-	(0.55)	(0.55)
	60,917.23	18,568.52	8,389.63	37,032.01	81,438.43	1,102.23	13,290.50	166.81	1.00	1.00
	46,069.37	19.16	4,389.93	26,878.18	11,361.10	1,125.09	6,339.43	-	0.55	0.55
	-	18,531.96	-	-	166.81	-	-	-	-	-
	68,128.87	-	5,768.87	59,030.37	36.82	-	3,715.78	-	-	-
	3,065.63	(469.35)	(1,213.27)	2,361.21	(362.42)	(10.75)	(992.34)	-	(0.55)	(0.55)
	659.68	(45.24)	101.12	765.78	(61.86)	-	-	-	-	-
	2,405.95	(424.11)	(1,314.39)	1,595.43	(300.57)	(10.75)	(992.34)	-	(0.55)	(0.55)
	-	-	-	-	-	-	-	-	-	-
	100.00	100.00	100.00 held by Gujarat Fluorochemicals Singapore Pte. Limited	100.00	100.00	100.00	100.00	100.00 held by GFCL EV Products Limited	99.40	99.40

Name of subsidiaries which are yet to commence operations: **GFCL Solar and Green Hydrogen Products Limited, GFCL EV Products Americas LLC and IGREL Mahidad Limited.**

Names of subsidiaries which have been liquidated or sold during the year: Nil

ANNEXURE - 3 (Contd.)

Part B – Associates and Joint Ventures

Statement related to Associate Companies and Joint Ventures

Sr. no	Particulars	Swarnim Gujarat Fluorspar Private Limited (SGFPL)
1	Latest Balance Sheet date	31 st March, 2024
2	Shares of Associates/ Joint Venture held by the Company on the year end	25%
	Number	11,82,500
	Amount of investment in Associates/ Joint Venture	118.25
	Extended holding %	49.47*
3	Description of how there is significant influence	
4	Reason why the associate/joint venture is not consolidated	NA
5	Net worth attributable to Shareholding as per latest audited balance sheet	86.04
6	Profit/(Loss) for the year	
	considered in consolidation	(0.25)
	Not considered in consolidation	

* As per JV agreement, Gujarat Fluorochemicals Limited (GFL) to hold 25% of the total equity capital of SGFPL. In view the fact that Gujarat Mineral Development Corporation Limited (GMDC) yet to contribute its equity participation by way of its assets value which is under review, GFL equity contribution has gone up temporarily due to their subscribing to the additional equity in SGFPL.

Name of joint venture which is yet to commence operations: Swarnim Gujarat Fluorspar Private Limited (SGFPL)

Names of joint venture which have been liquidated or sold during the year: Nil

ANNEXURE - 4

Annual Report on Corporate Social Responsibility (CSR) activities

Sr. No.	Particulars	Details
1	Brief outline on CSR Policy of the Company	The CSR Policy encompasses the philosophy of Gujarat Fluorochemicals Limited ("Company") for delineating its responsibility as a corporate citizen and lays down the guidelines and mechanism for undertaking socially useful programs and activities as permitted under Schedule VII of the Companies Act, 2013 ("the Act") for welfare and sustainable development of the community at large. For more details, please visit our website www.gfl.co.in .
2	Composition of CSR Committee:	
	Name of Directors	Designation / Nature of Directorship
	Number of meetings of CSR Committee held during the year	Number of meetings of CSR Committee attended during the year
	Mr. Shanti Prashad Jain	Chairman – Independent Director
	Mr. Shailendra Swarup	Member - Independent Director
	Mr. Vivek Kumar Jain	Member - Managing Director
3	Provide the web-link where Composition of CSR committee, CSR Policy and CSR projects approved by the board are disclosed on the website of the Company	https://www.gfl.co.in/Investor_Relations.php
4	Provide the executive summary along with web-link(s) of Impact Assessment of CSR projects carried out in pursuance of sub-rule (3) of rule 8 of the Companies (Corporate Social Responsibility Policy) Rules, 2014, if applicable (attach the report).	Not applicable
5	(a) Average net profit of the Company as per section 135(5) of the Act	₹ 1,10,641.06 Lakhs
	(b) 2% of average net profit of the Company as per section 135(5) of the Act	₹ 2,212.82 Lakhs
	(c) Surplus arising out of the CSR projects or programmes or activities of the previous financial years	Nil
	(d) Amount required to be set off for the financial year	₹ 89.63 Lakhs
	(e) Total CSR obligation for the financial year [(b) + (c) – (d)]	₹ 2,123.19 Lakhs
6	(a) Amount Spent on CSR Projects (both Ongoing Project and other than Ongoing Project):	₹ 2,301.03 Lakhs
	(b) Amount spent in Administrative Overheads	Nil
	(c) Amount spent on Impact Assessment, if applicable	Nil
	(d) Total amount spent for the Financial Year [(a)+(b)+(c)]:	₹ 2,301.03 Lakhs
	<i>Note: Total CSR amount spent for the Financial Year 2023-24 was ₹ 2,301.03 Lakhs includes actual amount spent on CSR projects (₹ 911.40 Lakhs), amount required to be set off for the financial year (₹ 89.63 Lakhs) and amount transferred to unspent CSR account for ongoing projects (₹ 1300 Lakhs) as per Section 135(6) of the Act.</i>	
	(e) CSR amount spent or unspent for the Financial Year:	
	Total Amount Spent for the Financial Year (₹ in Lakhs)	Amount Unspent (in ₹)
	Total Amount transferred to Unspent CSR Account as per Section 135(6)	Amount transferred to any fund specified under Schedule VII as per second proviso to section 135(5)
	Amount	Date of transfer
	Amount	Name of the Fund
	Amount	Date of transfer
	₹ 1,001.03*	₹ 1,300 Lakhs
		29 th April, 2024
		Not applicable

*Total amount spent for the Financial Year 2023-24 includes the amount required to be set off for the financial year ₹ 89.63 Lakhs.

ANNEXURE - 4 (Contd.)

(f) Excess amount for set off, if any

Sr. No.	Particular	Amount
i.	Two percent of average net profit of the Company as per sub-Section (5) of Section 135 of the Act	₹ 2,212.82 Lakhs
ii.	Total amount spent for the Financial Year	₹ 2,301.03 Lakhs
iii.	Excess amount spent for the Financial Year [(ii)-(i)]	₹ 88.21 Lakhs
iv.	Surplus arising out of the CSR projects or programmes or activities of the previous Financial Years, if any	Nil
v.	Amount available for set-off in succeeding Financial Years [(iii)-(iv)]	₹ 88.21 Lakhs

7. Details of Unspent Corporate Social Responsibility amount for the preceding three Financial Years:

1	2	3	4	5	6	7	8
Sr. No.	Preceding Financial Year(s)	Amount transferred to Unspent CSR Account under sub-Section (6) of Section 135 of the Act (in ₹)	Balance Amount in Unspent CSR Account under sub-Section (6) of Section 135 of the Act (in ₹)	Amount Spent in the Financial Year (in ₹)	Amount transferred to a Fund as specified under Schedule VII as per second proviso to sub-Section (5) of Section 135, if any	Amount remaining to be spent in succeeding Financial Years (in ₹)	Deficiency, if any
					Amount (in ₹)	Date of Transfer	
					Nil		

8. Whether any capital assets have been created or acquired through Corporate Social Responsibility amount spent in the Financial Year: No

If Yes, enter the number of Capital assets created/ acquired: Not applicable

Furnish the details relating to such asset(s) so created or acquired through Corporate Social Responsibility amount spent in the Financial Year:

Sr. No.	Short particulars of the property or asset(s) [including complete address and location of the property]	Pincode of the property or asset(s)	Date of creation	Amount of CSR amount spent	Details of entity/authority/ beneficiary of the registered owner		
(1)	(2)	(3)	(4)	(5)	(6)		
					CSR Registration Number, if applicable	Name	Registered Address
					Not Applicable		
9.	Specify the reason(s), if the Company has failed to spend two per cent of the average net profit as per section 135(5) of the Act	Not applicable as the Company has complied with the requirements of Section 135 of the Act.					

Vivek Jain
Managing Director
DIN: 00029968

Shanti Prashad Jain
Chairman CSR Committee
DIN: 00023379

ANNEXURE - 5

Secretarial Audit Report

For the Financial Year ended 31st March, 2024

[Pursuant to Section 204(1) of the Companies Act, 2013 and Rule 9 of the Companies (Appointment and Remuneration of Managerial Personnel) Rules, 2014 and Regulation 24A of SEBI (Listing Obligations and Disclosure Requirements) Regulations, 2015]

The Members,

Gujarat Fluorochemicals Limited

Survey No. 16/3, 26 & 27,
Village Ranjitnagar,
Taluka Ghoghamba,
Panchmahal – 389 380,
Gujarat, India

We have conducted the Secretarial Audit of the compliance of applicable statutory provisions and the adherence to good corporate practices by **Gujarat Fluorochemicals Limited** ("Company"). Secretarial Audit was conducted in a manner that provided us a reasonable basis for evaluating the corporate conducts / statutory compliances and expressing our opinion thereon.

Based on our verification of the Company's Books, Papers, Minute Books, Forms and Returns filed and other records maintained by the Company and also the information provided by the Company, its officers, agents and authorized representatives during the conduct of Secretarial Audit, we hereby report that, in our opinion, the Company has, during the audit period covering the Financial Year ended on 31st March, 2024 ("review period"), complied with the statutory provisions listed hereunder and also that the Company has proper Board-Processes and Compliance-Mechanism in place to the extent, in the manner and subject to the reporting made hereinafter:

We have examined the Books, Papers, Minute Books, Forms and Returns filed and other records maintained by the Company for the review period, according to the provisions of:

- i. The Companies Act, 2013 ("Act") and the rules made thereunder;
- ii. The Securities Contracts (Regulation) Act, 1956 and the rules made thereunder;
- iii. The Depositories Act, 1996 and the Regulations and Bye-laws framed thereunder;
- iv. Foreign Exchange Management Act, 1999 and the rules and regulations made thereunder to the extent of Foreign Direct Investment, Overseas Direct Investment and External Commercial Borrowings;
- v. The following Regulations and Guidelines prescribed under the Securities and Exchange Board of India ("SEBI") Act, 1992: -
 - a. SEBI (Issue of Capital and Disclosure Requirements) Regulations, 2018; However, there were no actions / events pursuant to these regulations, hence not applicable.
 - b. SEBI (Substantial Acquisition of Shares and Takeovers) Regulations, 2011;
 - c. SEBI (Buy-back of Securities) Regulations, 2018; However, there were no actions / events pursuant to these regulations, hence not applicable.
 - d. SEBI (Share Based Employee Benefits and Sweat Equity) Regulations, 2021; However, there were no actions / events pursuant to these regulations, hence not applicable.
 - e. SEBI (Prohibition of Insider Trading) Regulations, 2015;
 - f. SEBI (Registrars to an Issue and Share Transfer Agents) Regulations, 1993 regarding the Act and dealing with client;
 - g. SEBI (Delisting of Equity Shares) Regulations, 2021; However, there were no actions / events pursuant to these regulations, hence not applicable;
 - h. SEBI (Depositories and Participants) Regulations, 2018;
 - i. SEBI (Issue and Listing of Non-Convertible Securities) Regulations, 2021;
 - j. SEBI (Debenture Trustees) Regulations, 1993.

ANNEXURE - 5 (Contd.)

vi. Other sector specific laws as follows:

- a. Ozone Depleting Substances (Regulation and Control) Rules, 2000;
- b. The Indian Boilers Act, 1923 (Amended 1960);
- c. The Chemical Accidents (Emergency Planning, Preparedness and Response) Rules, 1996.

We have also examined compliance with the applicable clauses / regulations of the following: -

- i. Secretarial Standards issued by The Institute of Company Secretaries of India; and
- ii. Listing Agreements entered into by the Company with BSE Limited and National Stock Exchange of India Limited read with SEBI (Listing Obligations and Disclosure Requirements) Regulations, 2015 ('Listing Regulations').

During the review period, the Company has complied with the provisions of the applicable Acts, Rules, Regulations, Guidelines, Standards, etc. as mentioned above except below;

1. Regulation 17(1)(b) of the Listing Regulations – Requirement relating to Board Composition:

During the period from 3rd November, 2023 till 31st March, 2024, there were five Independent Directors on the Board of Directors of the Company (Board) and total strength of the Board was eleven Directors. Board composition in compliance with the Regulation 17(1)(b) of the Listing Regulations requires that at least half of the Board shall consist of Independent Directors, where the regular non-executive chairperson is a promoter of the Company or is related to any promoter or person occupying management positions at the level of board of directors or at one level below the board of directors. Hence, the Company was required to appoint one more Independent Director during the period referred herein this para.

2. Regulation 54(2) of the Listing Regulations – Disclosure of Security Cover Certificate:

Non-disclosure of extent and nature of security created and maintained with respect to secured listed Non-convertible Debentures ('NCDs') of the Company, in the Financial Statements ('Financial Results') for year ended on 31st March, 2023, as submitted with BSE Limited on 5th May, 2023 [Regulation 54(2) of the Listing Regulations].

We further report that;

- A. The Board of Directors of the Company is duly constituted with proper balance of Executive Directors, Non-Executive Directors and Independent Directors. The changes in the composition of the Board of Directors that took place during the review period were carried out in compliance with the provisions of the Act;
- B. Adequate notice is given to all the Directors to schedule the Board Meetings, Agenda and detailed Notes on Agenda were sent at least seven days in advance and a system exists for seeking and obtaining further information and clarification on the Agenda items before the meeting and for meaningful participation at the meeting;
- C. As per the minutes of the meetings duly recorded and signed by the Chairman, the decisions of the Board were unanimous and no dissenting views have been recorded;
- D. There are adequate systems and processes in the Company commensurate with the size and operations of the Company to monitor and ensure compliance with all the applicable Laws, Rules, Regulations and Guidelines;
- E. During the review period, there were no specific instances / actions in the Company in pursuance of the above referred Laws, Rules, Regulations, Guidelines, Standards etc. having major bearing on the Company's affairs.

S. Samdani

Partner

Samdani Shah & Kabra

Company Secretaries
FCS No. 3677 | CP No. 2863

ICSI Peer Review # 1079/2021

ICSI UDIN: F003677F000961040

Place: Vadodara

Date: 13th August, 2024

This Report is to be read with our letter of even date which is annexed as Appendix A and forms an integral part of this report.

ANNEXURE - 5 (Contd.)

Appendix A

The Members,

Gujarat Fluorochemicals Limited

Survey No. 16/3, 26 & 27,
Village Ranjitnagar,
Taluka Ghoghamba,
Panchmahal – 389 380,
Gujarat, India

Our Secretarial Audit Report of even date is to be read along with this letter, that:

- Maintenance of secretarial records and compliance of the provisions of Corporate and other applicable Laws, Rules, Regulations, Standards is the responsibility of the management of the Company. Our examination was limited to the verification and audit of procedures and records on test basis. Our responsibility is to express an opinion on these secretarial records and compliances based on such verification and audit.
- We have followed the audit practices and processes as were appropriate to obtain reasonable assurance about the correctness of the contents of secretarial records. The verification was done on test basis to ensure that correct facts are reflected in secretarial records and we believe that the processes and practices we followed provide a reasonable basis for our opinion.
- Wherever required, we have obtained the management representation about the Compliance of Laws, Rules and Regulations, happening of events, etc.
- The Secretarial Audit Report is neither an assurance as to the future viability of the Company nor of the efficacy or effectiveness with which the management has conducted the Company's affairs.

S. Samdani

Partner

Samdani Shah & Kabra

Company Secretaries
FCS No. 3677 | CP No. 2863

ICSI Peer Review # 1079/2021

ICSI UDIN: F003677F000961040

Place: Vadodara

Date: 13th August, 2024

ANNEXURE - 6

Information as required under Section 134 (3) (m) of the Companies Act, 2013 read with Rule 8 of the Companies (Accounts) Rules, 2014

A. Conservation of Energy

(i) The steps taken or impact on conservation of energy:

Ranjitnagar Unit:

- HCFC Utilities: - Higher Energy Efficient Chilled water 300 TR Chilled water compressor installation to reduce specific power consumption of 2.1 KW/TR to 0.70 KW/TR.
 - Achieved Power Saving of -1321 MWh/Year (110160 Kwh/Month)
- MPP-3 Utilities: -VFD Installation in 140 TR Chilled brine Unit to reduce specific Power consumption during running of chiller on partial loads.
 - Achieved Power Saving of -288 MWh/Year (24000 Kwh/Month)
- Installation of thermostat in FSB Cooling tower and HCFC Cooling tower to start-stop Cooling tower Fan based on Cooling water Temperature.
 - Achieved Power Saving of -180 MWh/Year (29940 Kwh/Month)
- Make Provision of Cooling water supply for MPP-1 Plant from MPP-2 Cooling tower instead of HCFC Cooling tower.
 - Achieved Power Saving of -172.8 MWh/Year (14400 Kwh /Month)
- Provision of Chilled water Booster pump for MPP-1 Plant to increase pumping Head for MPP-1 Plant and stopped 01 of 37 KW pump.
 - Achieved Power Saving of -25.92 MWh/Year (2160 Kwh/Month)
- HCFC Utilities: -VFD Drive energy 75 TR Screw Refrigerant Compressor system installed for AHCL Production to Reduce power Consumption In place of 55 TR Refrigerant System.
 - Achieved Power Saving of -6.0 MWh/Year. (500 Kwh/Month)

Total power saving: 1994 MW/Year

Dahej and Jolva Units:

- Increase in % CsR (Condensate Recovery) from all the process plants & utilization of same for steam Boiler's make up resulted in equivalent saving of fresh DM: De-mineralized water at CPP: Captive Power Plant, (Increase of % CsR from: 65% to 73%).
- Sustenance in CoC: Cycle of Concentrations of Cooling Water at all 33 Nos. of identified CT's (Cooling Towers) & saving of treated water thereof.
- DI: De-Ionization Water Treatment Plants # 1/3/6/7 effluent separated into low & high TDS water and low TDS water sent to ETP ERS system for further increase of ERS output.
- Good quality condensate recovery at CA-Flaker plant & diversion of same water to ERS.
- Recovery of PSF (Pressure Sand Filter) & MGF: Multi Grade Filter's backwash water from ERS of UF feed & diversion of same water to ERS through further treatment at Stream-2.
- Interconnection of 6th and 7th DPTFE reactor cooling tower, to save water & energy.
 - Achieved Water Savings from pt. no. # 1 to pt. no. # 6 = 906 KLD.
- Utilities: Revamping of S&A cooling tower (CT) to improve overall effectiveness & reduce its power consumption. i.e., Its MoC changed from chemically treated wood to pultruded FRP, counter flow, induced draft CT.
 - Achieved Power savings of 58.8 MW/Annum,

ANNEXURE - 6 (Contd.)

- To sustain SSF: Side Stream Filters Efficiency by its media replacement / top up of TFE-2, CMS-2 and S&A CT's from @ 55% to 62%.
 - Achieved Efficiency & CCW (Circulating Cooling Water) quality improvement,
- Utilities: At FKM plant's HVAC set up: Munter's make high efficiency EC (electronically commutated) fan installation in AHU. Old - conventional belt driven single blower replaced with 6 nos. of highly efficient monobloc EC fans.
 - Achieved Power savings of 131.8 MW/Annum.
- S&A Utilities: Chilled water pump-A impeller trimming work done. Its Impeller diameter trimmed from 405 mm to 395 mm.
 - Achieved Power savings of 82.4 MW/Annum.
- TFE-1 Utilities: Installation & commissioning of new open type highly efficient brine chiller (-5) DegC with HT motor followed by permanent stoppage of 2 nos. package chillers & 1 no. obsolete vertical compressor with LT motor. Since its commissioning, only 1 no. new open type highly efficient chiller is running & 3 nos. compressors stopped. Also associated cooling water & brine pumps stopped.
 - Achieved Power savings of 1363.2 MW/Annum.
- TFE3 Utilities: (-5) DegC brine primary pump P-801A impeller trimming work done. Its Impeller diameter trimmed from 314 mm to 304 mm.
 - Achieved Power savings of 54.9 MW/Annum.
- TFE-1 Utilities Augmentation: Replacement of Honeycomb PVC fills to improve the Cooling Towers efficiency of TFE1 aug. CT's.
 - Achieved drastic improvement in Cooling Efficiency of CCW: Circulating Cooling Water with power saving of 50.4 MW/Annum.
- Utilities: Integration of PTFE and S&A Cooling Tower to save power, whenever plant load is minimum, based on production plan.
 - Achieved Power savings of 285.6 MW/Annum.
- D-PTFE Utilities: Interconnection of 6th and 7th D-PTFE reactor's cooling towers & diversion of 7th reactor cooling water load to 6th reactor cooling tower.
 - Achieved Power savings of 362.5 MW/Annum, with equivalent process water saving.
- TFE-1 Augmentation cooling tower load diverted on R-125 new cooling tower during winter season for energy saving purpose. (Considered only for 3 months/annum, being a seasonal benefit due to comparatively cold atmosphere).
 - Achieved Power savings of 65 MW/Annum.
- Utilities (Jolva): Central utilities and micro-powder utilities instrument airline interconnected and operating pressure setting reduced from 7.5 kg/cm² to 7.0 kg/cm².
 - Achieved Power savings of 261.8 MW/Annum.
- Utilities (Jolva): Central utilities process water pumps were running at partial load. Hence, installation & commissioning of VFD with desired pressure switches done.
 - Achieved Power savings of 28.9 MW/Annum.
- Utilities (Jolva): At FS utilities auto controlling of cooling tower fans operations has been implemented based on cooling water temperatures.
 - Achieved Power savings of 114.5 MW/Annum.

ANNEXURE - 6 (Contd.)

- Utilities (Jolva): At FS utilities during lower process loads – ensured manual operations of (+7) °C water chilling plant and (-20) °C chilled brine plant, to reduce power consumption during unloading operations of utilities equipment.
 - Achieved Power savings of 158.4 MW/Annum.
- Utilities (Jolva): At FS utilities bypass loop has been installed for primary pump in (+7) °C Chilled water plant to operate water chiller on single circuit with operations of 1 no. circulation pump for chiller as well as for process plant.
 - Achieved Power savings of 202.4 MW/Annum.
- Further optimization in usage of High Purity Nitrogen gas at Polymer & Chemical Complex by Process Fine Tuning & Systems Leak-proofing activities throughout the complex followed by 2 nos. LIN to gas vaporizers replacement with new one.
 - Achieved reduction from earlier usage of 16500 Nm³/Day to 15500 Nm³/Day.
- Utilities: Sustenance of Compressed Instrument Air Dew Point to further improve the reliability of control logic instrumentation systems of overall Complex.
 - Various key instrument CV breakdown / malfunctioning, avoidance project.
- AHF Utilities: Refrigeration system's Condenser – A & Condenser - B tubes cleaning / de-scaling followed by polymer coatings of tube sheets of both the Condensers 1 by 1 with silicon putty has been executed.
 - Achieved drastic reliability improvement of both the Condensers with positive impact on power (indirect power) & R22 refrigerant saving.
- Ensured nearer to ZERO leaks of all the complex Utilities safety district Viz. Steam, Condensate, Compressed Air, Water, N₂, Refrigerant etc. through ULS: Utilities Loss Survey Program.
 - Indirect Power, Water savings & resources utilization project.
- CPP: Installation & commissioning of 350 KW of micro turbine in place of steam PRDS.
 - Achieved annual power generation of 1355487 KW.
- CPP: BFP-1 (Boiler feed water pump # 1) replaced with the de-stagging pump for pumping energy & associated power optimization.
 - Achieved Power savings of 414 MW/Annum.
- CPP: BFP-3 (Boiler feed water pump # 3) replaced with the de-stagging pump for pumping energy & associated power optimization.
 - Achieved Power savings of 414 MW/Annum.
- CCGT: Integration & operations optimization of 600 TR (+7) DegC water chilling plant with CA VAM and china VAM.
 - Estimated maximum savings of ₹ 90/- Lakhs/Annum, (with continuous operations).
- PTFE Utilities: 2 Nos. old VAM machines and S&A old chiller were running to cater the chilled water load for S&A/FKM/PTFE/PT-PTFE plants. PTFE, PT-PTFE both VAM systems and old S&A chiller stopped. New S&A chiller (600 TR) installed and commissioned followed by scraping of both the VAMs due to its shelf life. With this change, all aforesaid chilling load being catered by single new S&A chiller.
 - Achieved Power savings of 1579.2 MW/Annum, apart from substantial savings of steam & equivalent DM water, due to permanent stoppage of 2 nos. PTFE VAMs.

ANNEXURE - 6 (Contd.)

(ii) **Steps taken by the Company for utilising alternate source of energy:**

Please refer to Natural Capital Section of Integrated report.

(iii) **Capital Investment on energy conservation equipments:**

Please refer to Natural Capital Section of Integrated report.

B. Technology Absorption

(i) **efforts made towards technology absorption, adaptation and innovation**

Dahej Unit:

- GFL has developed FKM extrusion grade with good resistance to ethanol blend bio fuels, specially designed for flex fuel engine, fuel tube application. This new grade ensures optimal performance and longevity, enabling good compatibility with bio fuels.
- GFL is actively advancing its development pipeline for automotive & CPI sectors, focusing on the creation of high quality FKM grades with excellent resistance to low temperature with glass transition temperature (Tg) of around -30°C, ensuring good performance in demanding cold environments.
- GFL has successfully developed environmentally new age surfactant system for polymerization of PTFE fine powder and PVDF polymers. Products are commercialized.
- GFL has successfully developed modified PVDF grades for battery binder application for improved adhesion with binder for lithium ion batteries (LIB)
- GFL has developed high molecular weight PVDF grade for membrane application.

(ii) **the benefits derived like product improvement, cost reduction, product development, import substitution**

Dahej Unit:

- Improvement in Operation efficiency
- Cost reduction in operations
- Product quality and improvement
- Cleaner Environment
- Portfolio enhancement

(iii) **Imported Technology:** Nil

(iv) **the expenditure incurred on Research and Development**

Investment in R&D

For details on the conservation energy, technology, Research and Development, kindly refer to the Integrated Annual Report.

C. Foreign exchange Earnings and Outgo:

Foreign Exchange earned: ₹ 2,24,854 Lakhs

Foreign Exchange used: ₹ 1,29,030 Lakhs

ANNEXURE - 7

DISCLOSURES AS PER RULE 5 (1) OF THE COMPANIES (APPOINTMENT AND REMUNERATION OF MANAGERIAL PERSONNEL) RULES, 2014

1. The percentage increase in remuneration of each Director, Chief Financial Officer and Company Secretary during the Financial Year 2023-24, ratio of the remuneration of each Director to the median remuneration of the employees of the Company for the Financial Year 2023-24.

Sr. no	Name of Directors / KMPs	% increase in remuneration in the Financial Year 2023-24	Ratio of Remuneration of each of Director to median remuneration of employees
1	Mr. Devendra Kumar Jain, Non-Executive Director*	-	-
2	Mr. Vivek Jain, Managing Director	59	1:66
3	Dr. Bir Kapoor, Deputy Managing Director @	NA	1:25
4	Mr. Shailendra Swarup, Independent Director#	-	-
5	Mr. Om Prakash Lohia, Independent Director**	-	-
6	Mr. Shanti Prashad Jain, Independent Director#	-	-
7	Ms. Vanita Bhargava, Independent Director#	-	-
8	Mr. Chandra Prakash Jain, Independent Director#	-	-
9	Mr. Sanath Kumar Muppirala, Whole-Time Director	23	1:30
10	Mr. Niraj Agnihotri, Whole-Time Director	11	1:34
11	Mr. Jay Mohanlal Shah, Whole-Time Director@@	27	1:21
12	Mr. Manoj Agrawal, Chief Financial Officer	27	1:26
13	Mr. Bhavin Desai, Company Secretary	12	1:6

* including sitting fees

** No Sitting Fees paid

No remuneration or Commission paid to them except Sitting fees hence % of increase in remuneration and Ratio of Remuneration not provided.

@Appointed w.e.f. 3rd November, 2023.

@@ Resigned w.e.f. 6th May, 2024.

2. The percentage increase in the median remuneration of employees for the financial year was **8%**.
3. The Company had **3,242** permanent employees on the rolls of Company as on 31st March 2024.
4. Average percentile increase already made in the salaries of employees other than the managerial personnel in the last Financial Year and its comparison with the percentile increase in the managerial remuneration and justification thereof and point out if there are any exceptional circumstances for increase in the managerial remuneration:

Particulars	% change in remuneration
Average increase in salary of employees (other than managerial personnel)	7.69 %
Average increase in remuneration of managerial personnel	30%

5. It is affirmed that the remuneration is as per the remuneration policy of the Company.

DISCLOSURES AS PER RULE 5 (2) & 5(3) OF THE COMPANIES (APPOINTMENT AND REMUNERATION OF MANAGERIAL PERSONNEL) RULES, 2014

Disclosures as required under section 134 of the Act read with the Companies (Appointment and Remuneration of Managerial Personnel) Rules 2014, as amended, forms part of this report. However, pursuant to the provisions of section 136 of the Companies Act, 2013, this report is being sent to all Shareholders of the Company excluding the aforesaid information and the said particulars will be made available at the registered office of the Company. The members interested in obtaining such particulars may write to the Company Secretary at the registered office of the Company.

Standalone Financial Statements

Independent Auditor's Report

To the members of Gujarat Fluorochemicals Limited

Report on the Audit of the Standalone Financial Statements

Opinion

We have audited the accompanying standalone financial statements of **Gujarat Fluorochemicals Limited**, ("the Company"), which comprise the Standalone Balance Sheet as at 31st March, 2024, the Standalone Statement of Profit and Loss (including Other Comprehensive Income), the Standalone Statement of Changes in Equity and the Standalone Statement of Cash Flows for the year then ended, and notes to the standalone financial statements, including a summary of material accounting policies and other explanatory information ("the standalone financial statements").

In our opinion and to the best of our information and according to the explanations given to us, the aforesaid standalone financial statements give the information required by the Companies Act, 2013 ("the Act") in the manner so required and give a true and fair view in conformity with the Indian Accounting Standards prescribed under section 133 of the Act, read with the Companies (Indian Accounting Standards) Rules, 2015 ("Ind AS") and other accounting principles generally accepted in India, of the state of affairs of the Company as at 31st March, 2024, its profit and total comprehensive income, changes in equity and its cash flows for the year ended on that date.

Basis for Opinion

We conducted our audit in accordance with the Standards on Auditing (SAs) specified under section 143(10) of the Act. Our responsibilities under those Standards are further described in the 'Auditor's Responsibilities for the Audit of the Standalone Financial Statements' section of our report. We are independent of the Company in accordance with the Code of Ethics issued by the Institute of Chartered Accountants of India ("ICAI") together with the ethical requirements that are relevant to our audit of the standalone financial statements under the provisions of the Act and the Rules made there under, and we have fulfilled our other ethical responsibilities in accordance with these requirements and the ICAI's Code of Ethics. We believe that the audit evidence we have obtained is sufficient and appropriate to provide a basis for our opinion on the standalone financial statements.

Emphasis of Matter

Commission of ₹ 572.23 Lakhs to a non-executive director requires approval of the shareholders in the ensuing Annual General Meeting as per the requirements of SEBI (Listing Obligations and Disclosure Requirements), Regulations. Our report is not modified in respect of this matter.

Key Audit Matters

Key audit matters are those matters that, in our professional judgment, were of most significance in our audit of the standalone financial statements of the current period. We have determined that there are no key audit matters to communicate in our report.

Information Other than the Standalone Financial Statements and Auditor's Report Thereon

The Company's Board of Directors is responsible for the preparation of the other information. The other information comprises the information included in Annual Report, for example, Board's Report, including Annexures to Board's Report, Management Discussion and Analysis, Business Responsibility Report, Corporate Governance etc., but does not include the standalone financial statements and our auditor's report thereon. The Board's Report, including Annexures to Board's Report, Management Discussion and Analysis, Business Responsibility Report, and Corporate Governance etc. is expected to be made available to us after the date of this auditor's report.

Our opinion on the standalone financial statements does not cover the other information and we will not express any form of assurance conclusion thereon.

In connection with our audit of the standalone financial statements, our responsibility is to read the other information identified above when it becomes available and, in doing so, consider whether the other information is materially inconsistent with the standalone financial statements or our knowledge obtained in the audit or otherwise appears to be materially misstated.

When we read the Board's Report, including Annexures to Board's Report, Management Discussion and Analysis, Business Responsibility Report, and Corporate Governance etc., if we conclude that there is a material misstatement therein, we are required to communicate the matter to those charged with governance and take necessary actions as per the applicable laws and regulations.

Responsibilities of Management and Those Charged with Governance for the Standalone Financial Statements

The Company's Board of Directors is responsible for the matters stated in section 134(5) of the Act with respect to the preparation of these standalone financial statements that give a true and fair view of the financial position, financial performance including other comprehensive income, changes in equity and cash flows of the Company in accordance with the Ind AS and other accounting principles generally accepted in India. This responsibility also includes

Independent Auditor's Report

maintenance of adequate accounting records in accordance with the provisions of the Act for safeguarding of the assets of the Company and for preventing and detecting frauds and other irregularities; selection and application of appropriate accounting policies; making judgments and estimates that are reasonable and prudent; and design, implementation and maintenance of adequate internal financial controls, that were operating effectively for ensuring the accuracy and completeness of the accounting records, relevant to the preparation and presentation of the standalone financial statements that give a true and fair view and are free from material misstatement, whether due to fraud or error.

In preparing the standalone financial statements, management is responsible for assessing the Company's ability to continue as a going concern, disclosing, as applicable, matters related to going concern and using the going concern basis of accounting unless management either intends to liquidate the Company or to cease operations, or has no realistic alternative but to do so.

Those Board of Directors are also responsible for overseeing the Company's financial reporting process.

Auditor's Responsibilities for the Audit of the Standalone Financial Statements

Our objectives are to obtain reasonable assurance about whether the standalone financial statements as a whole are free from material misstatement, whether due to fraud or error, and to issue an auditor's report that includes our opinion. Reasonable assurance is a high level of assurance, but is not a guarantee that an audit conducted in accordance with SAs will always detect a material misstatement when it exists. Misstatements can arise from fraud or error and are considered material if, individually or in the aggregate, they could reasonably be expected to influence the economic decisions of users taken on the basis of these standalone financial statements.

As part of an audit in accordance with SAs, we exercise professional judgement and maintain professional skepticism throughout the audit. We also:

- Identify and assess the risks of material misstatement of the standalone financial statements, whether due to fraud or error, design and perform audit procedures responsive to those risks, and obtain audit evidence that is sufficient and appropriate to provide a basis for our opinion. The risk of not detecting a material misstatement resulting from fraud is higher than for one resulting from error, as fraud may involve collusion, forgery, intentional omissions, misrepresentations, or the override of internal control.

- Obtain an understanding of internal financial controls relevant to the audit in order to design audit procedures that are appropriate in the circumstances. Under section 143(3)(i) of the Act, we are also responsible for expressing our opinion on whether the Company has adequate internal financial controls system with reference to financial statements in place and the operating effectiveness of such controls.
- Evaluate the appropriateness of accounting policies used and the reasonableness of accounting estimates and related disclosures made by management.
- Conclude on the appropriateness of management's use of the going concern basis of accounting and, based on the audit evidence obtained, whether a material uncertainty exists related to events or conditions that may cast significant doubt on the Company's ability to continue as a going concern. If we conclude that a material uncertainty exists, we are required to draw attention in our auditor's report to the related disclosures in the standalone financial statements or, if such disclosures are inadequate, to modify our opinion. Our conclusions are based on the audit evidence obtained up to the date of our auditor's report. However, future events or conditions may cause the Company to cease to continue as a going concern.
- Evaluate the overall presentation, structure and content of the standalone financial statements, including the disclosures, and whether the standalone financial statements represent the underlying transactions and events in a manner that achieves fair presentation.

We communicate with those charged with governance regarding, among other matters, the planned scope and timing of the audit and significant audit findings, including any significant deficiencies in internal control that we identify during our audit.

We also provide those charged with governance with a statement that we have complied with relevant ethical requirements regarding independence, and to communicate with them all relationships and other matters that may reasonably be thought to bear on our independence, and where applicable, related safeguards.

From the matters communicated with those charged with governance, we determine those matters that were of most significance in the audit of the standalone financial statements of the current period and are therefore the key audit matters. We describe these matters in our auditor's report unless law or regulation precludes public disclosure about the matter or when, in extremely rare circumstances, we determine that a matter should not be communicated

Independent Auditor's Report

in our report because the adverse consequences of doing so would reasonably be expected to outweigh the public interest benefits of such communication.

Report on Other Legal and Regulatory Requirements

1. As required by the Companies (Auditor's Report) Order, 2020 ("the Order"), issued by the Central Government of India in terms of section 143(11) of the Act, we give in the Annexure I a statement on the matters specified in paragraphs 3 and 4 of the Order, to the extent applicable.
2. As required by Section 143(3) of the Act, based on our audit, we report that:
 - (a) We have sought and obtained all the information and explanations which to the best of our knowledge and belief were necessary for the purposes of our audit.
 - (b) In our opinion, proper books of account as required by law have been kept by the Company so far as it appears from our examination of those books.
 - (c) The Standalone Balance Sheet, the Standalone Statement of Profit and Loss including (Other Comprehensive Income), the Standalone Statement of Changes in Equity, and the Standalone Statement of Cash Flows dealt with by this Report are in agreement with the books of account.
 - (d) In our opinion, the aforesaid standalone financial statements comply with the Ind AS specified under Section 133 of the Act, read with Rule 7 of the Companies (Accounts) Rules, 2014.
 - (e) On the basis of the written representations received from the directors as on 31st March, 2024 taken on record by the Board of Directors, none of the directors is disqualified as on 31st March, 2024 from being appointed as a director in terms of Section 164(2) of the Act.
 - (f) With respect to the adequacy of the internal financial controls with reference to financial statements of the Company and the operating effectiveness of such controls, refer to our separate Report in Annexure II. Our report expresses an unmodified opinion on the adequacy and operating effectiveness of the Company's internal financial controls with reference to financial statements.
 - (g) With respect to the other matters to be included in the Auditor's Report in accordance with the requirements of section 197(16) of the Act, in

our opinion and to the best of our information and according to the explanations given to us, the remuneration paid by the Company to its directors during the year is in accordance with the provisions of section 197 of the Act.

- (h) With respect to the other matters to be included in the Auditor's Report in accordance with Rule 11 of the Companies (Audit and Auditors) Rules, 2014, in our opinion and to the best of our information and according to the explanations given to us:
 - i. The Company has disclosed the impact of pending litigations on its financial position in its standalone financial statements;
 - ii. The Company did not have any long-term contracts including derivative contracts for which there were any material foreseeable losses; and
 - iii. There were no amounts which were required to be transferred to the Investor Education and Protection Fund by the Company.
 - iv.
 - a) The management has represented that, to the best of its knowledge and belief, no funds have been advanced or loaned or invested (either from borrowed funds or share premium or any other sources or kind of funds) by the Company to or in any other persons or entities, including foreign entities ("Intermediaries"), with the understanding, whether recorded in writing or otherwise, that the Intermediary shall, whether, directly or indirectly lend or invest in other persons or entities identified in any manner whatsoever by or on behalf of the Company ("Ultimate Beneficiaries") or provide any guarantee, security or the like on behalf of the Ultimate Beneficiaries (Refer Note 52(g) to the standalone financial statements);
 - b) The management has represented that, to the best of its knowledge and belief, no funds have been received by the Company from any persons or entities, including foreign entities ("Funding Parties"), with the understanding, whether recorded in writing or otherwise, that the Company shall, whether, directly or indirectly, lend or invest in other persons or entities

Independent Auditor's Report

- identified in any manner whatsoever by or on behalf of the Funding Party ("Ultimate Beneficiaries") or provide any guarantee, security or the like on behalf of the Ultimate Beneficiaries; and
- c) Based on the audit procedures which we have considered reasonable and appropriate in the circumstances, nothing has come to our notice that has caused us to believe that the representations under sub-clause (i) and (ii) of Rule 11(e), as provided under (a) and (b) above, contain any material misstatement.
- v. As stated in note 17.2 to the standalone financial statements
 - a) The final dividend paid during the year is in accordance with section 123 of the Act.
 - b) The Board of Directors of the Company has proposed final dividend for the year which is subject to the approval of the members at the ensuing Annual General Meeting. The dividend proposed is in accordance with section 123 of the Act to the extent it applies to declaration of dividend.

- vi. Based on our examination which included test checks, the company has used an accounting software for maintaining its books of account which has a feature of recording audit trail (edit log) facility and the same has operated throughout the year for all relevant transactions recorded in the software. Further, during the course of our audit we did not come across any instance of audit trail feature being tampered with.

As proviso to Rule 3(1) of the Companies (Accounts) Rules, 2014 is applicable from 1st April, 2023, reporting under Rule 11 (g) of the Companies (Audit and Auditors) Rules, 2014 on preservation of audit trail as per the statutory requirements for record retention is not applicable for the financial year ended 31st March, 2024.

For PATANKAR & ASSOCIATES
Chartered Accountants
Firm's Registration No. 107628W

SANDESH S MALANI
Partner

Place: Pune
Date: 6th May, 2024

Membership No. 110051
UDIN: 24110051BKCUJY6452

ANNEXURE I to Independent auditor's report to the members of Gujarat Fluorochemicals Limited on the standalone financial statements for the year ended 31st March, 2024 – referred to in paragraph 1 under the heading "Report on Other Legal and Regulatory Requirements" of our report of even date.

In term of the Companies (Auditor's Report) Order, 2020 ("the Order"), on the basis of information and explanation given to us and the books and records examined by us in the normal course of audit and such checks as we considered appropriate, to the best of our knowledge and belief, we state as under:

- i. (a) (A) The Company has maintained proper records showing full particulars including quantitative details and situation of property, plant and equipment.
- (B) The Company has also maintained proper records showing full particulars of intangible assets.
- (b) The Company has a regular programme of physical verification of its property, plant and equipment by which all property, plant and equipment are verified in a phased manner. In accordance with this programme, certain property, plant and equipment were verified during the year. The periodicity of physical verification is reasonable having regard to the size of the Company and the nature of its assets. No material discrepancies were noticed on such verification.
- (c) The title deeds of all the immovable properties (other than properties where the Company is the lessee and the lease agreements are duly executed in favour of the lessee) are held in the name of the Company, except as under :

Description of property	Gross carrying value (₹ in Lakhs)	Held in name of	Whether promoter, director or their relative or employee	Period held	Reason for not being held in name of the Company
Buildings and leasehold land located at Noida, Uttar Pradesh	1,522.42	GFL Limited	No	Since 1 st April, 2019	This property is transferred and vested with the Company on demerger as per the Scheme of Arrangement and is in the process of being registered in the name of the Company.

- (d) The Company has not revalued its property, plant and equipment (including right-of-use assets) and intangible assets during the year.
- (e) No proceedings have been initiated or are pending against the Company for holding any benami property under the Benami Transactions (Prohibition) Act, 1988 (45 of 1988) and rules made thereunder.
- ii. (a) The inventories were physically verified by the management at reasonable intervals during the year and the coverage and procedures of the verification were appropriate. No material discrepancies of 10% or more in the aggregate for each class of inventory were noticed on physical verification of inventories as compared to book records.
- (b) The Company has not been sanctioned any working capital limit in excess of five crore rupees, in aggregate, at any point of time during the year, from banks or financial institutions on the basis of security of current assets. Accordingly, the requirement to report on clause 3(ii)(b) of the Order is not applicable to the Company.
- iii. The Company has made investments in, provided guarantee or security and granted unsecured loans, to companies and other parties during the year, in respect of which the requisite information is as below.

- (a) During the year the Company has provided loans, stood guarantee or provided securities as under :

Particulars	(₹ in Lakhs)		
	Guarantees	Securities	Loans
Aggregate amount granted/provided during the year			
- Subsidiaries (including step-down subsidiaries)	2,343.96	-	4,800.00
- Others	1,10,489.13	-	-
Balance outstanding as at balance sheet date in respect of above cases			
- Subsidiaries (including step-down subsidiaries)	4,001.23	-	6,452.78(*)
- Others	1,46,949.14	10,362.62	2,725.00

(*) includes foreign currency amounts restated at applicable exchange rate as at balance sheet date.

ANNEXURE I to Independent auditor's report to the members of Gujarat Fluorochemicals Limited on the standalone financial statements for the year ended 31st March, 2024 – referred to in paragraph 1 under the heading "Report on Other Legal and Regulatory Requirements" of our report of even date.

The Company has not granted any advances in the nature of loan, secured or unsecured, to any entity.

- (b) The investments made, guarantees or securities provided, and the terms and conditions of the grant of all loans provided are not prejudicial to the Company's interest, except for loan of ₹ 2,725.00 Lakhs given to a party on which no interest income is accounted during the current year and previous year.
- (c) The Company has granted a loan to wholly owned subsidiary where the repayment schedule of principal and payment of interest has been stipulated and the repayments or receipts are regular. Further, the Company has granted certain loans to a wholly owned subsidiary and other party, which are repayable on demand (refer sub-clause (f) below). During the year, the Company has not demanded any repayment of principal and payment of interest. Having regard to the fact that the repayment of principal or payment of interest has not been demanded by the Company in such cases, in our opinion the repayments of principal amounts and receipts of interest are regular.
- (d) In respect of loans granted which are payable on demand, since the Company has not demanded any repayment of principal and payment of interest during the year, there are no amounts overdue for more than 90 days as at the balance sheet date.
- (e) No loan or advance in the nature of loan granted which has fallen due during the year, has been renewed or extended or fresh loans granted to settle the overdue of existing loans given to the same parties.
- (f) The Company has not granted any loans or advances in the nature of loans without specifying any terms or period of repayment. The Company has granted loans repayable on demand and the details are as under :

Particulars	All Parties	Aggregate amount of loans granted to Promoters & related parties as defined in clause (76) of section 2 of the Act	
		Promoters	Related parties
Aggregate amount of loans - Repayable on demand - ₹ in Lakhs	3,747.78	-	1,022.78 (*)
Percentage thereof to the total loans granted	40.84%	-	11.14%

(*) includes foreign currency amounts restated at applicable exchange rate as at balance sheet date.

- iv. The Company has complied with the provisions of section 185 and 186 of the Act in respect of investments made or loans given or guarantees or securities provided.
- v. The Company has not accepted any deposits or amounts which are deemed to be deposits within the meaning of sections 73 to 76 of the Act, and the Rules framed thereunder. Accordingly, the requirement to report on clause 3(v) of the Order is not applicable to the Company.
- vi. We have broadly reviewed the books of account maintained by the Company pursuant to the Rules made by the Central Government for maintenance of cost records under section 148(1) of the Act, for activities of the Company to which the said Rules are made applicable, and are of the opinion that, prima facie, the prescribed accounts and records have been made and maintained.
- vii. (a) The Company is generally regular in depositing with appropriate authorities undisputed statutory dues including Goods and Services Tax, provident fund, employees' state insurance, income-tax, duty of customs, cess and any other material statutory dues applicable to it. There are no undisputed dues relating to sales tax, service tax, duty of excise or value added tax. There are no undisputed amounts payable in respect of such statutory dues which were in arrears as at 31st March, 2024 for a period of more than six months from the date they become payable.

ANNEXURE I to Independent auditor's report to the members of Gujarat Fluorochemicals Limited on the standalone financial statements for the year ended 31st March, 2024 – referred to in paragraph 1 under the heading "Report on Other Legal and Regulatory Requirements" of our report of even date.

(b) The details of statutory dues referred to in sub-clause (a) above, which have not been deposited on account of disputes are as under :

Name of the Statute	Nature of dues and the period to which the amount relates	Amount (₹ in Lakhs)	Forum where dispute is pending
Central Excise Act, 1944	Cenvat Credit availed on various items, including interest and penalty		Customs, Excise and Service Tax Appellate Tribunal, Ahmedabad
	a) April 2011 to June 2017	2.31	
	b) April 2013 to March 2017	176.51	
	Cenvat Credit on inter unit transactions	809.75	
Customs Act, 1962	Differential duty on high seas import March 2012 to May 2013	890.56	Customs, Excise and Service Tax Appellate Tribunal, Ahmedabad
	Demand due to failure to produce/late submission of export obligations certificates for the period from July 1997 to May 2003	1,139.30	Deputy Commissioner of Customs DEEC (M) Cell, NCH, Mumbai
	Demand due to late submission of export obligations certificates for F.Y. 2012-13	7.80	Commissioner Customs (Appeals), Kandla
	Demand for wrong classification for import of flanges for May 2020 to June 2020	55.63	Commissioner of Customs, Nhava Sheva, Raigad, Maharashtra
Gujarat Value Added Tax Act, 2003	Proportionate ITC on Capital goods - F.Y. 2011-12	40.34	Gujarat Value Added Tax, Tribunal, Ahmedabad
	On account of non-submission of form-C F.Y. 2017-18 (upto 30.06.2017)	42.87	Joint Commissioner of Commercial Tax (Appeal), Vadodara
	On account of the non-submission of form-C F.Y. 2016-17	4.70	Deputy Commissioner of Commercial Tax (Appeals), Vadodara
Income-tax Act, 1961	Penalty for failure to maintain information and documents in respect of international transactions for A.Y. 2018-19	1,464.82	National Faceless Appeal Centre, Delhi

Above include the liabilities vested with the Company on demerger of the Chemical Business Undertaking as per the Scheme of Arrangement.

viii. There are no transactions relating to previously unrecorded income that have been surrendered or disclosed as income during the year in the tax assessments under the Income Tax Act, 1961.

ix. (a) The Company has not defaulted in repayment of loans and other borrowings or in payment of interest thereon to any lender.

(b) The Company has not been declared a wilful defaulter by any bank or financial institution or other lender.

(c) The term loans were applied for the purpose for which the loans were obtained.

(d) On an overall examination of the standalone financial statements of the Company, funds raised on short-term basis have not been used for long term purposes.

(e) The Company has not taken any funds from any entity or person on account of or to meet the obligations of its subsidiaries and joint venture.

(f) The Company has not raised loans during the year on the pledge of securities held in its subsidiaries and joint venture.

x. (a) The Company did not raise moneys by way of initial public offer or further public offer (including debt instruments) during the year.

(b) During the year, the Company has not made any preferential allotment or private placement of shares or convertible debentures (fully, partly or optionally convertible).

xi. (a) No fraud by the Company or on the Company has been noticed or reported during the year.

(b) During the year, no report has been filed by the auditors, under sub-section (12) of section 143 of the Act in Form ADT-4 as prescribed under rule 13 of Companies (Audit and Auditors) Rules, 2014 with the Central Government.

ANNEXURE I to Independent auditor's report to the members of Gujarat Fluorochemicals Limited on the standalone financial statements for the year ended 31st March, 2024 – referred to in paragraph 1 under the heading "Report on Other Legal and Regulatory Requirements" of our report of even date.

(c) There are no whistle-blower complaints received by the Company during the year.

xii. The Company is not a Nidhi Company and accordingly, the requirement to report on clause 3(xii) of the Order is not applicable to the Company.

xiii. All transactions with the related parties are in compliance with sections 177 and 188 of the Act, and the details have been disclosed in the standalone financial statements as required by the applicable accounting standards.

xiv. (a) The Company has an internal audit system commensurate with the size and nature of its business.

(b) The internal audit reports of the Company issued till the date of the audit report, for the period under audit have been considered by us.

xv. The Company has not entered into any non-cash transactions with directors or persons connected with them and accordingly, the requirement to report on clause 3(xv) of the Order is not applicable to the Company.

xvi. (a) The Company is not required to be registered under section 45-IA of the Reserve Bank of India Act, 1934 (2 of 1934).

(b) The Company has not conducted any Non-Banking Financial or Housing Finance activities during the year.

(c) The Company is not a Core Investment Company (CIC) as defined in the regulations made by the Reserve Bank of India.

(d) The Group of which the Company is a part has only one CIC.

xvii. The Company has not incurred cash losses in the current and the immediately preceding financial year.

xviii. There has been no resignation of the statutory auditors during the year.

xix. On the basis of the financial ratios, ageing and expected dates of realization of financial assets and payment of financial liabilities, other information accompanying the standalone financial statements, our knowledge of the plans of the Board of Directors and management and based on our examination of evidence supporting the assumptions, nothing has come to our attention, which causes us to believe that any material uncertainty exists as on the date of the audit report that the Company is not capable of meeting its liabilities existing at the date of balance sheet as and when they fall due within a period of one year from the balance sheet date. We, however state that this is not an assurance as to the future viability of the Company. We further state that our reporting is based on the facts upto the date of the audit report and we neither give any guarantee nor any assurance that all the liabilities following due within a period of one year, from the balance sheet date will get discharged by the Company as and when they fall due.

xx. In respect of expenditure on Corporate Social Responsibility (CSR)

(a) In respect of other than ongoing projects, there are no unspent amounts that are required to be transferred to a fund specified in Schedule VII of the Act, in compliance with second proviso to sub section (5) of section 135 of the Act.

(b) In respect of ongoing projects, out of the amounts that was required to be spent during the year, the Company has transferred the unspent CSR amount as at the Balance Sheet date to a Special Account in compliance with the provision of sub section (6) of section 135 of the said Act.

For PATANKAR & ASSOCIATES

Chartered Accountants
Firm's Registration No. 107628W

SANDESH S MALANI

Partner

Place: Pune
Date: 6th May, 2024

Membership No. 110051
UDIN: 24110051BKCUJY6452

ANNEXURE II to Independent auditor's report to the members of Gujarat Fluorochemicals Limited on the standalone financial statements for the year ended 31st March, 2024 - referred to in paragraph 2(f) under the heading 'Report on Other Legal and Regulatory Requirements' of our report of even date

Report on the Internal Financial Controls with reference to financial statements under Clause (i) of Sub-section 3 of Section 143 of the Companies Act, 2013 ("the Act")

We have audited the internal financial controls with reference to financial statements of **Gujarat Fluorochemicals Limited**, ("the Company") as of 31st March, 2024 in conjunction with our audit of the standalone financial statements of the Company for the year ended on that date.

Management's Responsibility for Internal Financial Controls

The Company's management is responsible for establishing and maintaining internal financial controls based on the internal control over financial reporting criteria established by the Company considering the essential components of internal controls stated in the Guidance Note on Audit of Internal Financial Controls Over Financial Reporting (the "Guidance Note") issued by the Institute of Chartered Accountants of India ("the ICAI"). These responsibilities include the design, implementation and maintenance of adequate internal financial controls that were operating effectively for ensuring the orderly and efficient conduct of its business, including adherence to company's policies, the safeguarding of its assets, the prevention and detection of frauds and errors, the accuracy and completeness of the accounting records, and the timely preparation of reliable financial information, as required under the Act.

Auditor's Responsibility

Our responsibility is to express an opinion on the Company's internal financial controls with reference to financial statements based on our audit. We conducted our audit in accordance with the Guidance Note and the Standards on Auditing, deemed to be prescribed under section 143(10) of the Act to the extent applicable to an audit of internal financial controls, both applicable to an audit of internal financial controls, and both issued by the ICAI. Those Standards and the Guidance Note require that we comply with ethical requirements and plan and perform the audit to obtain reasonable assurance about whether adequate internal financial controls with reference to financial statements was established and maintained and if such controls operated effectively in all material respects.

Our audit involves performing procedures to obtain audit evidence about the adequacy of the internal financial controls system with reference to financial statements and their operating effectiveness.

Our audit of internal financial controls with reference to financial statements included obtaining an understanding of internal financial controls with reference to financial statements, assessing the risk that a material weakness exists, and testing and evaluating the design and operating effectiveness of internal control based on the assessed risk. The procedures selected depend on the auditor's judgement, including the assessment of the risks of material misstatement of the financial statements, whether due to fraud or error.

We believe that the audit evidence we have obtained is sufficient and appropriate to provide a basis for our audit opinion on the Company's internal financial controls system with reference to financial statements.

Meaning of Internal Financial Controls with reference to Financial Statements

A company's internal financial control with reference to financial statements is a process designed to provide reasonable assurance regarding the reliability of financial reporting and the preparation of financial statements for external purposes in accordance with generally accepted accounting principles. A company's internal financial controls with reference to financial statements includes those policies and procedures that (1) pertain to the maintenance of records that, in reasonable detail, accurately and fairly reflect the transactions and dispositions of the assets of the company; (2) provide reasonable assurance that transactions are recorded as necessary to permit preparation of financial statements in accordance with generally accepted accounting principles, and that receipts and expenditures of the company are being made only in accordance with authorizations of management and directors of the company; and (3) provide reasonable assurance regarding prevention or timely detection of unauthorized acquisition, use, or disposition of the company's assets that could have a material effect on the financial statements.

Inherent Limitations of Internal Financial Controls with reference to Financial Statements

Because of the inherent limitations of internal financial controls with reference to financial statements, including the possibility of collusion or improper management override of controls, material misstatements due to error or fraud may occur and not be detected. Also, projections of any evaluation of the internal financial controls with reference to

ANNEXURE II to Independent auditor's report to the members of Gujarat Fluorochemicals Limited on the standalone financial statements for the year ended 31st March, 2024 - referred to in paragraph 2(f) under the heading 'Report on Other Legal and Regulatory Requirements' of our report of even date

financial statements to future periods are subject to the risk that the internal financial controls with reference to financial statements may become inadequate because of changes in conditions, or that the degree of compliance with the policies or procedures may deteriorate.

Opinion

In our opinion, to the best of our information and according to the explanations given to us, the Company has, in all material respects, an adequate internal financial controls system with reference to financial statements and such internal financial controls with reference to financial statements were operating effectively as at 31st March, 2024 based on the

internal controls over financial reporting criteria established by the Company considering the essential components of internal control stated in the Guidance Note issued by the ICAI.

For PATANKAR & ASSOCIATES

Chartered Accountants
Firm's Registration No. 107628W

SANDESH S MALANI

Partner
Place: Pune
Date: 6th May, 2024
Membership No. 110051
UDIN: 24110051BKCUJY6452

Standalone Balance Sheet

as at 31st March, 2024

Sr. No.	Particulars	Note No.	As at	
			31 st March, 2024	31 st March, 2023
(₹ in Lakhs)				
ASSETS				
(1)	Non-current assets			
	(a) Property, plant and equipment	5	3,49,370.95	2,89,957.73
	(b) Capital work-in-progress	6	90,212.17	79,182.68
	(c) Right-of-use assets	42	9,987.50	9,713.27
	(d) Investment property	7	330.11	338.18
	(e) Intangible assets	8(a)	888.96	1,010.14
	(f) Intangible assets under development	8(b)	3,713.42	1,529.91
	(g) Financial assets			
	(i) Investments	9		
	a) Investments in subsidiaries	9(a)	94,582.08	55,258.67
	b) Investments in joint venture	9(b)	118.25	118.25
	c) Other investments	9(c)	-	-
	(ii) Loans	10	4,833.71	648.26
	(iii) Other non-current financial assets	11	1,211.95	3,419.37
	(h) Income tax assets (net)	26	1,905.01	-
	(i) Other non-current assets	12	15,224.35	41,636.63
	Sub-total		5,72,378.46	4,82,813.09
(2)	Current assets			
	(a) Inventories	13	1,19,032.98	1,13,332.69
	(b) Financial assets			
	(i) Other investments	9(d)	-	17.15
	(ii) Trade receivables	14	1,25,027.92	1,45,259.98
	(iii) Cash & cash equivalents	15	902.96	805.46
	(iv) Bank balances other than (iii) above	16	16,699.22	13,699.52
	(v) Loans	10	4,551.88	3,773.39
	(vi) Other current financial assets	11	38,989.27	38,570.85
	(c) Other current assets	12	36,057.74	26,619.29
	Sub-total		3,41,261.97	3,42,078.33
	Assets held for sale	49	-	2,668.94
	Total assets (1+2)		9,13,640.43	8,27,560.36
EQUITY & LIABILITIES				
(1)	Equity			
	(a) Equity share capital	17	1,098.50	1,098.50
	(b) Other equity	18	5,91,171.78	5,51,666.24
	Sub-total		5,92,270.28	5,52,764.74
	Liabilities			
(2)	Non-current liabilities			
	(a) Financial liabilities			
	(i) Borrowings	19	36,688.34	17,303.94
	(ii) Lease liabilities	42	477.79	467.00
	(b) Provisions	21	5,293.08	3,888.66
	(c) Deferred tax liabilities (net)	22	29,521.89	27,627.32
	Sub-total		71,981.10	49,286.92
(3)	Current liabilities			
	(a) Financial liabilities			
	(i) Borrowings	23	1,61,847.08	1,27,950.89
	(ii) Lease liabilities	42	151.14	134.38
	(iii) Trade payables			
	a) total outstanding dues of micro enterprises and small enterprises	24	5,238.39	803.72
	b) total outstanding dues of creditors other than micro enterprises and small enterprises	24	50,697.28	66,463.72
	(iv) Other current financial liabilities	20	24,598.69	19,893.37
	(b) Other current liabilities	25	2,105.62	1,386.80
	(c) Provisions	21	1,806.94	1,997.80
	(d) Current tax liabilities (net)	26	2,943.91	6,878.02
	Sub-total		2,49,389.05	2,25,508.70
	Total equity & liabilities (1+2+3)		9,13,640.43	8,27,560.36

The accompanying notes are an integral part of the standalone financial statements

As per our report of even date attached
For **PATANKAR & ASSOCIATES**
Chartered Accountants
Firm's Reg. No: 107628W

SANDESH S MALANI
Partner
Mem No: 110051
Place: Pune
Dated: 6th May, 2024

For **GUJARAT FLUOROCHEMICALS LIMITED**

D. K. JAIN
Chairman
DIN: 00029782
Place: Noida

MANOJ AGRAWAL
Chief Financial Officer
Place: Noida
Dated: 6th May, 2024

V. K. JAIN
Managing Director
DIN: 00029968
Place: Noida

B. V. DESAI
Company Secretary
Place: Vadodara

Standalone Statement of Profit and Loss

for the year ended 31st March, 2024

Sr. No.	Particulars	Note No.	Year ended	
			31 st March, 2024	31 st March, 2023
(₹ in Lakhs)				
I	Revenue from operations	27	4,02,215.15	5,62,197.97
II	Other income	28	11,389.31	18,106.91
III	Total Income (I+II)		4,13,604.46	5,80,304.88
IV	Expenses			
	Cost of materials consumed	29	1,53,744.98	1,76,051.74
	Changes in inventories of finished goods, work-in-progress and by products	30	(12,975.70)	(16,663.25)
	Power & fuel		77,691.19	95,316.02
	Employee benefits expense	31	31,667.82	29,579.14
	Finance costs	32	12,838.47	11,500.24
	Depreciation and amortisation expense	33	25,924.79	21,807.74
	Other expenses	34	68,865.88	80,832.34
	Total expenses (IV)		3,57,757.43	3,98,423.97
V	Profit before tax (III-IV)		55,847.03	1,81,880.91
VI	Tax expense	35		
	(i) Current tax		12,034.00	45,445.00
	(ii) Deferred tax		2,232.45	881.67
	(iii) Taxation pertaining to earlier years		(294.41)	(6.29)
			13,972.04	46,320.38
VII	Profit for the year (V-VI)		41,874.99	1,35,560.53
VIII	Other Comprehensive Income			
	A. Items that will not be reclassified to profit or loss			
	(i) Remeasurement of the defined benefits plans		(230.45)	(178.13)
	(ii) Tax on above		58.00	44.83
	B. Items that will be reclassified to profit or loss			
	(i) Gains on effective portion of hedging instruments in a cash flow hedge		-	(6.47)
	(ii) Tax on above		-	1.63
	Total other comprehensive income		(172.45)	(138.14)
IX	Total comprehensive income for the year (VII+VIII)		41,702.54	1,35,422.39
	Basic & Diluted Earnings per equity share of ₹ 1 each (in ₹)	40	38.12	123.41

The accompanying notes are an integral part of the standalone financial statements

As per our report of even date attached
For **PATANKAR & ASSOCIATES**
Chartered Accountants
Firm's Reg. No: 107628W

SANDESH S MALANI
Partner
Mem No: 110051
Place: Pune
Dated: 6th May, 2024

For **GUJARAT FLUOROCHEMICALS LIMITED**

D. K. JAIN
Chairman
DIN: 00029782
Place: Noida

V. K. JAIN
Managing Director
DIN: 00029968
Place: Noida

MANOJ AGRAWAL
Chief Financial Officer
Place: Noida
Dated: 6th May, 2024

B. V. DESAI
Company Secretary
Place: Vadodara

Standalone Statement of Changes in Equity

for the year ended 31st March, 2024

A. Equity share capital

Particulars	₹ in Lakhs
Balance as at 1st April, 2022	1,098.50
Changes in equity share capital during the year	-
Balance as at 31st March, 2023	1,098.50
Changes in equity share capital during the year	-
Balance as at 31st March, 2024	1,098.50

B. Other equity

Particulars	Reserves & Surplus			Items of other comprehensive income	Total
	Capital Reserve	General Reserve	Retained earnings	Cash flow hedge reserve	
Balance as at 1st April, 2022	12,547.50	3,20,000.00	88,085.51	4.84	4,20,637.85
Movement during the year:					
Profit for the year	-	-	1,35,560.53	-	1,35,560.53
Other comprehensive income for the year, net of income tax (*)	-	-	(133.30)	(4.84)	(138.14)
Total comprehensive income for the year	-	-	1,35,427.23	(4.84)	1,35,422.39
Dividend paid - see Note 17.2	-	-	(4,394.00)	-	(4,394.00)
Balance as at 31st March, 2023	12,547.50	3,20,000.00	2,19,118.74	-	5,51,666.24
Movement during the year:					
Profit for the year	-	-	41,874.99	-	41,874.99
Other comprehensive income for the year, net of income tax (*)	-	-	(172.45)	-	(172.45)
Total comprehensive income for the year	-	-	41,702.54	-	41,702.54
Dividend paid - see Note 17.2	-	-	(2,197.00)	-	(2,197.00)
Balance as at 31st March, 2024	12,547.50	3,20,000.00	2,58,624.28	-	5,91,171.78

(*) Other comprehensive income for the year classified under retained earnings is in respect of remeasurement of defined benefit plans.

The accompanying notes are an integral part of the standalone financial statements

As per our report of even date attached
For **PATANKAR & ASSOCIATES**
Chartered Accountants
Firm's Reg. No: 107628W

For **GUJARAT FLUORO CHEMICALS LIMITED**

SANDESH S MALANI
Partner
Mem No: 110051
Place: Pune
Dated: 6th May, 2024

D. K. JAIN
Chairman
DIN: 00029782
Place: Noida

MANOJ AGRAWAL
Chief Financial Officer
Place: Noida
Dated: 6th May, 2024

V. K. JAIN
Managing Director
DIN: 00029968
Place: Noida

B. V. DESAI
Company Secretary
Place: Vadodara

Standalone Statement of Cash Flows

for the year ended 31st March, 2024

(₹ in Lakhs)

Particulars	Year ended 31 st March, 2024	Year ended 31 st March, 2023
A Cash flow from operating activities		
Profit for the year	41,874.99	1,35,560.53
Adjustments for :		
Tax expense	13,972.04	46,320.38
Depreciation and amortisation expense	25,924.79	21,807.74
Gain on retirement/disposal of property, plant and equipment (net)	(614.67)	(263.54)
Allowance for doubtful advances/inter-corporate deposits	-	1,044.18
Allowance/(Reversal) of doubtful trade receivables & expected credit losses (net)	(52.75)	190.15
Liabilities and provisions no longer required, written back	(1,580.17)	(309.70)
Deposits, Advances and other claims reversed/written off	5.65	319.66
Unrealised foreign exchange gain (net)	(1,522.38)	(955.43)
(Gain)/loss on fair value changes in investments classified at FVTPL (net)	1.65	(48.56)
Mark-to-market loss on derivative financial instruments (net)	-	111.54
Interest income	(2,914.17)	(6,922.68)
Finance costs	12,838.47	11,500.24
Operating profit before working capital changes	87,933.45	2,08,354.51
Movements in working capital:		
Increase/(decrease) in provisions	983.11	859.99
Increase/(decrease) in trade payables	(10,592.81)	17,881.16
Increase/(decrease) in other financial liabilities	(3,290.81)	3,732.51
Increase/(decrease) in other liabilities	718.82	(103.36)
(Increase)/decrease in inventories	(5,700.29)	(37,187.51)
(Increase)/decrease in trade receivables	21,808.61	(59,325.68)
(Increase)/decrease in other financial assets	1,218.49	(3,137.42)
(Increase)/decrease in other assets	(9,432.23)	(7,805.02)
Cash generated from operations	83,646.34	1,23,269.18
Income-tax paid (net)	(17,858.59)	(44,616.37)
Net cash generated from operating activities	65,787.75	78,652.81
B Cash flow from investing activities		
Purchase of property, plant and equipment (including changes in capital work-in-progress and capital creditors/capital advances)	(63,090.64)	(32,906.79)
Proceeds from sale/disposal of property, plant and equipment (net)	5,480.76	493.53
Payments for acquiring right-of-use assets	(366.41)	(4,892.06)
Payments for acquiring intangible assets	(1,129.92)	(265.68)
Investment in shares of subsidiary companies (including share application money paid)	(37,920.39)	(42,757.21)
Purchase of other investments	-	(10,499.46)
Redemption/sale of other investments	15.50	12,413.63
Inter-corporate deposits given to subsidiary companies	(4,800.00)	(13,657.77)
Inter-corporate deposits received back from subsidiary company	-	15,550.00
Interest received	1,906.56	3,506.04
Movement in other bank balances	(2,969.03)	19,664.06
Net cash used in investing activities	(1,02,873.57)	(53,351.71)

Standalone Statement of Cash Flows

for the year ended 31st March, 2024

(₹ in Lakhs)

Particulars	Year ended 31 st March, 2024	Year ended 31 st March, 2023
C Cash flow from financing activities		
Proceeds from non-current borrowings	31,269.00	20,000.00
Repayment of non-current borrowings	(10,525.15)	(54,047.96)
Proceeds from/(repayment of) current borrowings (net)	32,696.79	25,251.64
Payment of lease liabilities	(218.13)	(150.68)
Finance costs	(13,842.19)	(12,629.23)
Final and interim dividend paid	(2,197.00)	(4,394.00)
Net cash generated from/(used in) financing activities	37,183.32	(25,970.23)
Net increase/(decrease) in cash and cash equivalents	97.50	(669.13)
Cash and cash equivalents as at the beginning of the year	805.46	1,474.59
Cash and cash equivalents as at the end of the year	902.96	805.46

Changes in liabilities arising from financing activities during the year ended 31st March, 2024

(₹ in Lakhs)

Particulars	Non-Current borrowings	Current borrowings
Opening balance	22,317.98	1,22,936.85
Cash flows (net)	20,743.85	32,696.79
Interest expense	1,650.81	10,676.13
Interest paid	(1,697.46)	(10,530.47)
Foreign exchange adjustment	-	(259.06)
Closing balance	43,015.18	1,55,520.24

Changes in liabilities arising from financing activities during the year ended 31st March, 2023

(₹ in Lakhs)

Particulars	Non-Current borrowings	Current borrowings
Opening balance	56,548.18	97,025.65
Cash flows (net)	(34,047.96)	25,251.64
Interest expense	4,210.59	6,107.83
Interest paid	(4,392.83)	(5,929.73)
Foreign exchange adjustment	-	481.46
Closing balance	22,317.98	1,22,936.85

Notes:

- (a) Components of cash and cash equivalents are as per Note 15.
(b) The above standalone statement of cash flows has been prepared under the indirect method.

The accompanying notes are an integral part of the standalone financial statements

As per our report of even date attached
For **PATANKAR & ASSOCIATES**
Chartered Accountants
Firm's Reg. No: 107628W

For GUJARAT FLUOROCEMICALS LIMITED

SANDESH S MALANI
Partner
Mem No: 110051
Place: Pune
Dated: 6th May, 2024

D. K. JAIN
Chairman
DIN: 00029782
Place: Noida

V. K. JAIN
Managing Director
DIN: 00029968
Place: Noida

MANOJ AGRAWAL
Chief Financial Officer
Place: Noida
Dated: 6th May, 2024

B. V. DESAI
Company Secretary
Place: Vadodara

Notes to the Standalone Financial Statements

for the year ended 31st March, 2024

1. Company information

Gujarat Fluorochemicals Limited ("the Company") is a public limited company incorporated and domiciled in India. The Company's holding company is Inox Leasing and Finance Limited. The Company is engaged in manufacturing and trading of Bulk Chemicals, Fluorochemicals, Fluoropolymers and allied activities. The shares of the Company are listed on the Bombay Stock Exchange and the National Stock Exchange of India.

The Company's registered office is located at Survey No. 16/3, 26 & 27, Village Ranjitnagar, Taluka Ghoghamba, District Panchmahal, Gujarat 389380, and the particulars of its other offices and plants are disclosed in the annual report. The CIN of the Company is L24304GJ2018PLC105479.

2. Statement of compliance and basis of preparation and presentation

2.1 Statement of compliance

These financial statements are the separate financial statements of the Company (also called standalone financial statements) and comply in all material aspects with the Indian Accounting Standards ("Ind AS") notified under section 133 of the Companies Act, 2013 ("the Act"), read together with the Companies (Indian Accounting Standards) Rules, 2015 as amended from time to time, relevant provisions of the Act and other accounting principles generally accepted in India. The accounting policies have been consistently applied except where a newly issued accounting standard initially adopted or a revision to an existing accounting standard requires a change in the accounting policy hitherto in use (see Note 2.4).

These financial statements for the year ended 31st March, 2024 were approved for issue by the Company's Board of Directors at its meeting held on 6th May, 2024.

2.2 Basis of preparation, presentation and measurement

These Financial Statements are presented in Indian Rupees (₹), which is also the Company's functional currency. All amounts have been rounded-off to two decimal places to the nearest Lakhs, unless otherwise indicated.

These financial statements have been prepared on an accrual basis and under the historical cost basis except as under :

- certain financial assets are measured at fair value or amortised cost (refer accounting policy regarding financial instruments)
- asset held for sale – measured at lower of fair value less cost to sell and carrying amount, and
- defined benefit liability is measured as per actuarial valuation

Historical cost is generally based on the fair value of the consideration given in exchange for goods and services.

Fair value is the price that would be received to sell an asset or paid to transfer a liability in an orderly transaction between market participants at the measurement date, regardless of whether that price is directly observable or estimated using another valuation technique. In estimating the fair value of an asset or a liability, the Company takes into account the characteristics of the asset or liability if market participants would take those characteristics into account when pricing the asset or liability at the measurement date. Fair value for measurement and/or disclosure purposes in these financial statements is determined on such a basis and measurements that have some similarities to fair value but are not fair value, such as net realisable value in Ind AS 2 or value in use in Ind AS 36.

In addition, for financial reporting purposes, fair value measurements are categorised into Level 1, 2, or 3 based on the degree to which the inputs to the fair value measurements are observable and the significance of the inputs to the fair value measurement in its entirety, which are described as follows:

- Level 1 inputs are quoted prices (unadjusted) in active markets for identical assets or liabilities that the entity can access at the measurement date;
- Level 2 inputs are inputs, other than quoted prices included within Level 1, that are observable for the asset or liability, either directly or indirectly; and

Notes to the Standalone Financial Statements

for the year ended 31st March, 2024

- Level 3 inputs are unobservable inputs for the asset or liability.

Any asset or liability is classified as current if it satisfies any of the following conditions:

- the asset/liability is expected to be realised/settled in the Company's normal operating cycle;
- the asset is intended for sale or consumption;
- the asset/liability is held primarily for the purpose of trading;
- the asset/liability is expected to be realised/settled within twelve months after the reporting period;
- the asset is cash or cash equivalent unless it is restricted from being exchanged or used

to settle a liability for at least twelve months after the reporting date;

- in the case of a liability, the Company does not have an unconditional right to defer settlement of the liability for at least twelve months after the reporting date.

All other assets and liabilities are classified as non-current.

For the purpose of current/non-current classification of assets and liabilities, the Company has ascertained its normal operating cycle as twelve months. This is based on the nature of products and services and the time between the acquisition of assets or inventories for processing and their realisation in cash and cash equivalents.

2.3 Particulars of investments in subsidiaries and joint venture as at 31st March, 2024 are as under :

Name of the Investee	Principal place of business and country of incorporation	Proportion of the ownership interest and voting rights
a) Subsidiaries		
Gujarat Fluorochemicals Americas, LLC	USA	100.00%
Gujarat Fluorochemicals GmbH	Germany	100.00%
Gujarat Fluorochemicals Singapore Pte. Ltd.	Singapore	100.00%
GFCL EV products Limited	India	100.00%
GFCL Solar and Green Hydrogen Products Limited	India	100.00%
Gujarat Fluorochemicals FZE	Dubai	100.00%
IGREL Mahidad Limited	India	99.40%
b) Joint Venture		
Swarnim Gujarat Fluorspar Private Limited	India	25.00%

All the above investments are measured at cost.

2.4 Amendments of existing accounting standards and recent accounting pronouncements

a. Amendments to existing accounting standards:

Ministry of Corporate Affairs ("MCA") notifies new standards or amendments to the existing standards. As per Notification dated 31st March, 2023, amendments to the existing standards have been notified and these amendments are effective from 1st April, 2023. The summary of these amendments is as under:

- Amendments to Ind AS 1 Presentation of Financial Statements: The amendments require the entities to disclose their

material accounting policies rather than their significant accounting policies.

- Amendments to Ind AS 8 – Accounting Policies, Changes in Accounting Estimates and Errors: The amendments have introduced a definition of 'accounting estimates' and included amendments to Ind AS 8 to help entities distinguish changes in accounting policies from changes in accounting estimates.
- Amendments to Ind AS 12 Income Taxes: The amendments have narrowed the scope of the initial recognition exemption so that it does not apply to

Notes to the Standalone Financial Statements

for the year ended 31st March, 2024

transactions that give rise to equal and off-setting temporary differences.

The above amendments did not have any significant impact on the financial statements of the Company.

b. New accounting pronouncements :

Ministry of Corporate Affairs ("MCA") notifies new standards or amendments to the existing standards under Companies (Indian Accounting Standards) Rules. There is no such notification which is applicable from 1st April, 2024.

2.5 Subsequent events

The Board of Directors of the Company, at its meeting held on 6th May, 2024, have approved the following:

- Acquisition of balance stake of 0.60% in IGREL Mahidad Limited making it a wholly-owned subsidiary of the Company.
- Transfer of Energy Undertaking, comprising, inter-alia, of the various related assets and liabilities, employees, agreements, licenses etc. of energy business, as may be defined in the business transfer agreement, to IGREL Mahidad Limited, a wholly-owned subsidiary of the Company, by way of slump sale, subject to necessary approvals. Further, as an integral part of the said business transfer, the Company will enter into a power purchase arrangement with IGREL Mahidad Limited for the continuity of power supply to the Company.

3. Material accounting policies

3.1 Revenue recognition

Revenue from contract with customers is recognised when the Company satisfies the performance obligation by transfer of control of promised product or service to customers in an amount that reflects the consideration which the Company expects to receive in exchange for those products or services. Revenue excludes taxes collected from customers.

Sale of products :

Revenue from sale of products is recognised when the control of the goods has been transferred to the customer. The performance obligation in case of sale of product is satisfied at a point in time i.e.

when the material is shipped to the customer or on delivery to the customer, as per the terms of the contract.

No element of financing is deemed present as the payment of transaction price is either made in advance / due immediately at the point of sale or the sales are generally made with a credit term of less than 90 days, which is consistent with the market practice. There are no contracts where the period between the transfer of promised goods or services to the customers and payment by the customers exceed one year. Consequently, no adjustment is required to the transaction price for the time value of money.

Contract balances:

The Company classifies the right to consideration in exchange for deliverables as trade receivable. A receivable is a right to consideration that is unconditional upon passage of time. A contract liability is the obligation to transfer goods or services to a customer for which the Company has received consideration (or an amount of consideration is due) from the customer. If a customer pays consideration before the Company transfers goods or services to the customer, a contract liability is recognised when the payment is made or the payment is due (whichever is earlier). Contract liabilities are recognised as revenue when the Company performs under the contract. Contract liabilities are presented as 'Advances from customers'.

Other income :

Dividend income from investments is recognised when the right to receive payment is established. Interest income from a financial asset is recognised on time basis, by reference to the principal outstanding at the effective interest rate applicable, which is the rate which exactly discounts estimated future cash receipts through the expected life of the financial asset to that asset's net carrying amount on initial recognition. Insurance claims are recognised to the extent there is a reasonable certainty of the realisability of the claim amount.

3.2 Inventories

Inventories are valued at lower of the cost and net realisable value. Cost is determined using weighted average cost basis. Cost of inventories comprises all costs of materials, duties and taxes (other than those subsequently recoverable from tax authorities) and

Notes to the Standalone Financial Statements for the year ended 31st March, 2024

all other costs incurred in bringing the inventory to their present location and condition. Cost of finished goods and work-in-progress includes the cost of materials, conversion costs, an appropriate share of fixed and variable production overheads and other costs incurred in bringing the inventories to their present location and condition. However, materials and other items held for use in the production of inventories are not written down below cost if the finished products in which they will be incorporated are expected to be sold at or above cost. Closing stock of imported materials include customs duty payable thereon, wherever applicable. Net realisable value represents the estimated selling price in the ordinary course of business less the estimated costs of completion and the estimated costs necessary to make the sale.

3.3 Property, plant and equipment

An item of Property, Plant and Equipment (PPE) that qualifies as an asset is measured on initial recognition at cost. Following initial recognition, property, plant and equipment are carried at cost, as reduced by accumulated depreciation and impairment losses, if any.

The Company identifies and determines cost of each part of an item of property, plant and equipment separately, if the part has a cost which is significant to the total cost of that item of property, plant and equipment and has useful life that is materially different from that of the remaining item.

Cost comprises of purchase price / cost of construction, including non-refundable taxes or levies and any expenses attributable to bring the PPE to its working condition for its intended use. Project pre-operative expenses and expenditure incurred during construction period are capitalised to various eligible PPE. Borrowing costs directly attributable to acquisition or construction of qualifying PPE are capitalised. In respect of the assets acquired pursuant to demerger of the Chemical Business Undertaking in the earlier year, the cost of depreciable capital assets includes exchange differences on conversion and on settlement of long-term foreign currency monetary items that relate to the acquisition of a depreciable capital asset (whether purchased within or outside India), as permitted by para D13AA of Ind AS 101 (see Note 3.9).

Spare parts, stand-by equipment and servicing equipment that meet the definition of property,

plant and equipment are capitalised at cost and depreciated over their useful life. Costs in nature of repairs and maintenance are recognised in the Statement of Profit and Loss as and when incurred.

Cost of assets not ready for intended use, as on the Balance Sheet date, is shown as capital work in progress. Expenses those are capitalised are considered as pre-operative expenses and are disclosed under capital work-in-progress until the project is capitalised. Advances given towards acquisition of PPE outstanding at each Balance Sheet date are disclosed as Other non-current assets.

Depreciation is recognised so as to write off the cost of PPE (other than freehold land and properties under construction) less their residual values over their useful lives, using the straight-line method. The useful lives prescribed in Schedule II to the Companies Act, 2013 are considered as the minimum lives. If the management's estimate of the useful life of a PPE at the time of acquisition of the asset or of the remaining useful life on a subsequent review is shorter than that envisaged in the aforesaid schedule, depreciation is provided at a higher rate based on the management's estimate of the useful life/remaining useful life. The estimated useful lives, residual values and depreciation method are reviewed at the end of each reporting period, with the effect of any changes in estimate accounted for on a prospective basis.

PPE are depreciated over its estimated useful lives, determined as under:

- Freehold land is not depreciated
- On other items of PPE, on the basis of useful life as per Part C of Schedule II to the Companies Act, 2013.

Type of Asset	Estimated useful life of asset
Factory buildings	30 years
Buildings (other than factory buildings)	60 years
Roads	10 years
Plant, machinery and equipments	10 to 22 years
Furniture and fixtures	10 years
Office equipments	5 years
Computers and Network servers	3 to 6 years
Vehicles	8 to 10 years

Notes to the Standalone Financial Statements for the year ended 31st March, 2024

The management believes that these estimated useful lives are realistic and reflect fair approximation of the period over which the assets are likely to be used.

An item of property, plant and equipment is derecognised upon disposal or when no future economic benefits are expected from its use or disposal. Any gain or loss arising on the disposal or retirement of an item of property, plant and equipment is determined as the difference between the sales proceeds and the carrying amount of the asset and is recognised in profit or loss.

In respect of the assets acquired pursuant to demerger of the Chemical Business Undertaking in the earlier year, the Company has continued with the carrying value of its property, plant and equipment recognised as of 1st April, 2015 (transition date) measured as per the previous GAAP by the demerged company and used that carrying value as its deemed cost.

3.4 Investment property

Investment properties are properties held to earn rentals and/or for capital appreciation (including property under construction for such purposes). Investment properties are measured initially at cost including transaction costs. Subsequent to initial recognition, investment properties are measured in accordance with Ind AS 16's requirements for cost model.

Depreciation is recognised so as to write off the cost of investment properties less their residual values over their useful lives, using the straight-line method. The useful lives prescribed in Schedule II to the Companies Act, 2013 are considered as the minimum lives. If the management's estimate of the useful life of investment properties at the time of acquisition of the asset or of the remaining useful life on a subsequent review is shorter than that envisaged in the aforesaid schedule, depreciation is provided at a higher rate based on the management's estimate of the useful life/remaining useful life. The estimated useful lives, residual values and depreciation method are reviewed at the end of each reporting period, with the effect of any changes in estimate accounted for on a prospective basis.

Investment properties are depreciated over estimated useful life as per Part C of Schedule II to the Companies Act, 2013.

Type of Asset	Estimated useful life of asset
Building	60 years

An investment property is derecognised upon disposal or when the investment property is permanently withdrawn from use and no future economic benefits are expected from its use or disposal. Any gain or loss arising on derecognition of the property (calculated as the difference between the net disposal proceeds and the carrying amount of the asset) is included in profit or loss in the period in which the property is derecognised.

In respect of the assets acquired pursuant to demerger of the Chemical Business Undertaking in the earlier year, the Company has continued with the carrying value of its investment properties recognised as of 1st April, 2015 (transition date) measured as per the previous GAAP by the demerged company and used that carrying value as its deemed cost.

3.5 Intangible assets

Intangible assets acquired separately :

Intangible assets with finite useful lives that are acquired separately are carried at cost less accumulated amortisation and accumulated impairment losses. Amortisation is recognised on a straight-line basis over their estimated useful lives. The estimated useful life and amortisation method are reviewed at the end of each reporting period, with the effect of any changes in estimate being accounted for on a prospective basis. Intangible assets with indefinite useful lives that are acquired separately are carried at cost less accumulated impairment losses.

Internally-generated intangible assets – research and development expenditure :

Expenditure on research activities is recognised as an expense in the period in which it is incurred.

An internally-generated intangible asset arising from development (or from the development phase of an internal project) is recognised if, and only if, all of the following have been demonstrated:

Notes to the Standalone Financial Statements

for the year ended 31st March, 2024

- The technical feasibility of completing the intangible asset so that it will be available for use or sale;
- The intention to complete the intangible asset and use or sell it;
- The ability to use or sell the intangible asset;
- How the intangible asset will generate probable future economic benefits;
- The availability of adequate technical, financial and other resources to complete the development and to use or sell the intangible asset; and
- The ability to measure reliably the expenditure attributable to the intangible asset during its development.

The amount initially recognised for internally-generated intangible assets is the sum of the expenditure incurred from the date when the intangible asset first meets the recognition criteria listed above. Where no internally-generated intangible asset can be recognised, development expenditure is recognised in profit or loss in the period in which it is incurred.

Subsequent to initial recognition, internally-generated intangible assets are reported at cost less accumulated amortisation and accumulated impairment losses, on the same basis as intangible assets that are acquired separately.

Derecognition of intangible assets :

An intangible asset is derecognised on disposal, or when no future economic benefits are expected from its use or disposal. Gains or losses arising from derecognition of an intangible asset, measured as the difference between the net disposal proceeds and the carrying amount of the asset, are recognised in profit or loss when the asset is derecognised.

Estimated useful lives of the intangible assets :

Estimated useful lives of the intangible assets are as follows:

Type of Asset	Estimated useful life of asset
Technical Know-How	10 years
Product development cost	5 years
Operating software	3 years
Other software	6 years

In respect of the assets acquired pursuant to demerger of the Chemical Business Undertaking in the earlier year, the Company has continued with the carrying value of its intangible assets recognised as of 1st April, 2015 (transition date) measured as per the previous GAAP by the demerged company and used that carrying value as its deemed cost.

3.6 Borrowing costs

Borrowing costs directly attributable to the acquisition, construction or production of qualifying assets, which are assets that necessarily take a substantial period of time to get ready for their intended use or sale, are added to the cost of those assets, until such time as the assets are substantially ready for their intended use or sale.

Interest income earned on the temporary investment of specific borrowings pending their expenditure on qualifying assets is deducted from the borrowing costs eligible for capitalisation.

All other borrowing costs are recognised in profit or loss in the period in which they are incurred.

3.7 Impairment of non-financial assets and investment in subsidiaries and joint venture

At the end of each reporting period, the Company reviews the carrying amounts of its PPE (including capital work-in-progress), right-of-use assets, investment property, intangible assets (including intangible assets under development) and investment in subsidiaries and joint venture to determine whether there is any indication that those assets have suffered an impairment loss. If any such indication exists, the recoverable amount of the asset is estimated in order to determine the extent of the impairment loss (if any). When it is not possible to estimate the recoverable amount of an individual asset, the Company estimates the recoverable amount of the cash-generating unit to which the asset belongs. When a reasonable and consistent basis of allocation can be identified, corporate assets are also allocated to individual cash-generating units, or otherwise they are allocated to the smallest Group of cash-generating units for which a reasonable and consistent allocation basis can be identified.

Recoverable amount is the higher of fair value less costs of disposal and value in use. In assessing value in use, the estimated future cash flows are discounted to their present value using a pre-

Notes to the Standalone Financial Statements

for the year ended 31st March, 2024

tax discount rate that reflects current market assessments of the time value of money and the risks specific to the asset for which the estimates of future cash flows have not been adjusted. If it is not possible to measure fair value less cost of disposal because there is no basis for making a reliable estimate of the price at which an orderly transaction to sell the asset would take place between market participants at the measurement dates under market conditions, the asset's value in use is used as recoverable amount.

If the recoverable amount of an asset (or cash-generating unit) is estimated to be less than its carrying amount, the carrying amount of the asset (or cash-generating unit) is reduced to its recoverable amount. An impairment loss is recognised immediately in profit or loss.

When an impairment loss subsequently reverses, the carrying amount of the asset (or a cash-generating unit) is increased to the revised estimate of its recoverable amount, to the extent that the increased carrying amount does not exceed the carrying amount that would have been determined had no impairment loss been recognised for the asset (or cash-generating unit) in prior years. A reversal of an impairment loss is recognised immediately in profit or loss.

3.8 Government Grants

Government grants are recognised when there is reasonable assurance that they will be received and the Company will comply with the conditions associated with the grants.

Government grants that compensate the Company for expenses incurred are recognised in profit or loss, either as other income or deducted in reporting the related expense, as appropriate, on a systematic basis over the periods in which the Company recognises as expenses the related costs for which the grants are intended to compensate. Government grants that are receivable as compensation for expenses or losses already incurred or for the purpose of giving immediate financial support to the Company with no future related costs are recognised in profit or loss in the period in which they become receivable.

3.9 Foreign currency transactions and translation

The transactions in currencies other than the Company's functional currency (foreign currencies) are recognised at the rates of exchange

prevailing at the dates of the transactions. At the end of each reporting period, foreign currency monetary items are translated using the closing rates. Non-monetary items measured at historical cost in a foreign currency are translated using the exchange rate at the date of the transaction and are not translated. Non-monetary items measured at fair value that are denominated in foreign currency are translated using the exchange rates at the date when the fair value was measured.

Exchange differences on monetary items are recognised in profit or loss in the period in which they arise except for :

- In respect of the assets acquired pursuant to demerger of the Chemical Business Undertaking in the earlier year, the Company has continued to account for exchange differences arising from translation of long-term foreign currency monetary items recognised in the financial statements for the period ending immediately before the beginning of the first Ind AS financial reporting period as per the previous GAAP, as permitted by para D13AA of Ind AS 101. Accordingly, exchange differences on conversion and on settlement of long-term foreign currency monetary items that relate to the acquisition of a depreciable capital asset (whether purchased within or outside India), is adjusted to the cost of the asset, and depreciated over the balance life of the assets; and
- exchange differences on foreign currency borrowings relating to assets under construction for future use, which are included in the cost of those assets when they are regarded as an adjustment to interest costs on those foreign currency borrowings.

On the disposal of a foreign operation (i.e. a disposal of the Company's entire interest in a foreign operation, a disposal involving loss of control over a subsidiary that includes a foreign operation, or a partial disposal of an interest in a joint arrangement or an associate that includes a foreign operation of which the retained interest becomes a financial asset), all of the exchange differences accumulated in equity in respect of that operation attributable to the owners of the Company are reclassified to profit or loss.

Notes to the Standalone Financial Statements

for the year ended 31st March, 2024

In addition, in relation to a partial disposal of a subsidiary that includes a foreign operation that does not result in the Company losing control over the subsidiary, the proportionate share of accumulated exchange differences is re-attributed to non-controlling interests and are not recognised in profit or loss. For all other partial disposals (i.e. partial disposals of associates or joint arrangements that do not result in the Company losing significant influence or joint control), the proportionate share of the accumulated exchange differences is reclassified to profit or loss.

3.10 Investment in subsidiaries and joint venture

Investment in subsidiaries and joint venture are carried at cost less accumulated impairment, if any. Where an indication of impairment exists, the carrying amount of the investment is assessed and written down immediately to its recoverable amount. On disposal of investments in subsidiaries/joint venture the difference between net disposal proceeds and the carrying amounts are recognised in the Statement of Profit and Loss.

3.11 Leases

The Company assesses at contract inception whether a contract is, or contains, a lease viz. whether the contract conveys the right to control the use of an identified asset for a period of time in exchange for consideration.

a) The Company as lessor

At the inception of the lease the Company classifies each of its leases as either an operating lease or a finance lease.

A lease is classified as an operating lease if it does not transfer substantially all the risks and rewards incidental to the ownership of an underlying asset. The Company recognises lease payments received under operating leases as income on a straight-line basis over the lease term or another systematic basis, as appropriate. If an arrangement contains lease and non-lease components, the Company applies Ind AS 115 'Revenue from contracts with customers' to allocate the consideration in the contract. The leasing transactions of the Company comprise of only operating leases.

b) The Company as lessee

The Company recognises a right-of-use asset and a lease liability at the lease commencement date.

The right-of-use assets are initially recognised at cost, which comprises the initial amount of the lease liability adjusted for any lease payments made at or prior to the commencement date of the lease plus any initial direct costs less any lease incentives. They are subsequently measured at cost less accumulated depreciation and impairment losses, if any. Right-of-use assets are depreciated from the commencement date on a straight-line basis over the shorter of the lease term and useful life of the underlying asset.

The lease liability is initially measured at the present value of the lease payments that are not paid at the commencement date, discounted using the interest rate implicit in the lease or, if that rate cannot be readily determined, company's incremental borrowing rate.

"Lease liabilities" and "Right-of-use assets" have been separately presented in the Balance Sheet and lease payments have been classified as financing cash flows.

The Company applies the short-term lease recognition exemption to its short-term leases (i.e. those leases that have a lease term of 12 months or less from the commencement date and do not contain a purchase option). It also applies the lease of low-value assets recognition exemption to leases that are considered to be low value. Lease payments on short-term leases and leases of low-value assets are recognised as expense on a straight-line basis over the lease term.

Variable lease payments that are not included in the measurement of lease liabilities is charged as expense in the statement of profit and loss under the head 'Rent, lease rentals and hire charges'.

Notes to the Standalone Financial Statements

for the year ended 31st March, 2024

3.12 Employee benefits

Short-term employee benefits:

All employee benefits payable wholly within twelve months of rendering the service are classified as short-term employee benefits. All short-term employee benefits are accounted on undiscounted basis during the accounting period based on services rendered by employees and recognised as expenses in the Statement of profit and loss. A liability is recognised for the amount expected to be paid if the Company has a present legal or constructive obligation to pay this amount as a result of past service provided by the employee and the obligation can be estimated reliably. These benefits include salary and wages, bonus, commission, performance incentives, short-term compensated absences etc.

Long-term employee benefits:

The Company participates in various employee benefit plans. Post-employment benefits are classified as either defined contribution plans or defined benefit plans.

Defined contribution plans:

Retirement benefit in the form of provident and pension fund is a defined contribution scheme. The Company has no obligation, other than the contribution payable to the fund. Payments to defined contribution plan are recognised as an expense when employees have rendered service entitling them to the contributions.

Defined benefit plans:

The Company's gratuity scheme is a defined benefit plan and is unfunded. For defined benefit plan, the cost of providing benefits is determined using the projected unit credit method, with actuarial valuations being carried out at the end of each reporting period. Remeasurement, comprising actuarial gains and losses reflected immediately in the balance sheet with a charge or credit recognised in other comprehensive income in the period in which they occur. Remeasurement recognised in other comprehensive income is reflected immediately in retained earnings and is not reclassified to statement of profit and loss. Past service cost is recognised in the statement of profit and loss in the period of a plan amendment. Net interest is calculated by applying the discount rate to the net defined benefit plan at the start of

the reporting period, taking account of any change in the net defined benefit plan during the year as a result of contributions and benefit payments.

Defined benefit costs are categorised as follows:

- service cost (including current service cost, past service cost, as well as gains and losses on curtailments and settlements);
- net interest expense or income; and
- remeasurement

The Company presents the first two components of defined benefit costs in the statement of profit and loss in the line item 'Employee benefits expense'.

Other long-term employee benefits:

The employees of the Company are entitled to compensated absences. The employees can carry-forward a portion of the unutilised accumulating compensated absences and utilise it in future service periods or receive cash compensation on termination of employment. Since the compensated absences do not fall due wholly within twelve months after the end of the period in which the employees render the related service and are also not expected to be utilised wholly within twelve months after the end of such period, the benefit is classified as a long-term employee benefit. The Company records an obligation for such compensated absences in the period in which the employee renders the services that increase this entitlement. The obligation is measured on the basis of independent actuarial valuation using the projected unit credit method.

3.13 Taxation

Income tax expense comprises of current tax and deferred tax. It is recognised in Statement of profit and loss except to the extent that it relates to an item recognised directly in equity or in other comprehensive income.

Current tax:

Current tax comprises amount of tax payable in respect of the taxable income or loss for the year determined in accordance with Income Tax Act, 1961 and any adjustment to the tax payable or receivable in respect of previous years. The Company's current tax is calculated using tax rates that have been enacted or substantively enacted by the end of the reporting period.

Notes to the Standalone Financial Statements

for the year ended 31st March, 2024

Deferred tax:

Deferred tax is recognised on temporary differences between the carrying amounts of assets and liabilities in the financial statements and the corresponding tax bases used in the computation of taxable profit. Deferred tax liabilities are recognised for all taxable temporary differences. Deferred tax assets are generally recognised for all deductible temporary differences to the extent that it is probable that taxable profits will be available against which those deductible temporary differences can be utilised. Such deferred tax assets and liabilities are not recognised if the temporary difference arises from the initial recognition (other than in a business combination) of assets and liabilities in a transaction that affects neither the taxable profit nor the accounting profit. In addition, deferred tax liabilities are not recognised if the temporary difference arises from the initial recognition of goodwill.

The carrying amount of deferred tax assets is reviewed at the end of each reporting period and reduced to the extent that it is no longer probable that sufficient taxable profits will be available to allow all or part of the asset to be recovered.

Deferred tax liabilities and assets are measured at the tax rates that are expected to apply in the period in which the liability is settled or the asset realised, based on tax rates (and tax laws) that have been enacted or substantively enacted by the end of the reporting period.

The measurement of deferred tax liabilities and assets reflects the tax consequences that would follow from the manner in which the Company expects, at the end of the reporting period, to recover or settle the carrying amount of its assets and liabilities.

Presentation of current and deferred tax:

Current and deferred tax are recognised in the statement of profit and loss, except when they relate to items that are recognised in other comprehensive income or directly in equity, in which case, the current and deferred tax are also recognised in other comprehensive income or directly in equity respectively. Where current tax or deferred tax arises from the initial accounting for a business combination, the tax effect is included in the accounting for the business combination.

The Company offsets current tax assets and current tax liabilities, where it has a legally enforceable right to set off the recognised amounts and where it intends either to settle on a net basis, or to realise the asset and settle the liability simultaneously. In case of deferred tax assets and deferred tax liabilities, the same are offset if the Company has a legally enforceable right to set off corresponding current tax assets against current tax liabilities and the deferred tax assets and deferred tax liabilities relate to income taxes levied by the same tax authority on the Company.

3.14 Provisions and contingencies

The Company recognises provisions when a present obligation (legal or constructive) as a result of a past event exists and it is probable that an outflow of resources embodying economic benefits will be required to settle such obligation and the amount of such obligation can be reliably estimated. Provisions are reviewed at each balance sheet date and are adjusted to reflect the current best estimate.

The amount recognised as a provision is the best estimate of the consideration required to settle the present obligation at the end of the reporting period, taking into account the risks and uncertainties surrounding the obligation. If the effect of time value of money is material, provisions are discounted using a current pre-tax rate that reflects, when appropriate, the risks specific to the liability. When discounting is used, the increase in the provision due to the passage of time is recognised as a finance cost.

Contingent liabilities are disclosed in respect of possible obligations that arise from past events, whose existence would be confirmed by the occurrence or non-occurrence of one or more uncertain future events beyond the control of the Company or a present obligation that is not recognised because it is not probable that an outflow of resources will be required to settle the obligation. Contingent liability also arises in extremely rare cases where there is a liability that cannot be recognised because it cannot be measured reliably. The Company does not recognise a contingent liability but discloses its existence in the financial statements.

Contingent assets are not recognised in the financial statements. However, it is disclosed only when an inflow of economic benefits is probable.

Notes to the Standalone Financial Statements

for the year ended 31st March, 2024

3.15 Financial instruments

Financial assets and financial liabilities are recognised when the Company becomes a party to the contractual provisions of the instruments. Financial assets and financial liabilities are initially measured at fair value, except for trade receivables which are initially measured at transaction price. Transaction costs that are directly attributable to the acquisition or issue of financial assets and financial liabilities (other than financial assets and financial liabilities at fair value through profit or loss) are added to or deducted from the fair value of the financial assets or financial liabilities, as appropriate, on initial recognition. Transaction costs directly attributable to the acquisition of financial assets or financial liabilities at fair value through profit or loss are recognised immediately in profit or loss.

A] Financial assets

a) Initial recognition and measurement:

Financial assets are recognised when the Company becomes a party to the contractual provisions of the instrument. On initial recognition, a financial asset is recognised at fair value, in case of financial assets which are recognised at fair value through profit and loss (FVTPL), its transaction costs are recognised in the statement of profit and loss. In other cases, the transaction costs are attributed to the acquisition value of the financial asset.

b) Effective interest method:

The effective interest method is a method of calculating the amortised cost of a debt instrument and of allocating interest income over the relevant period. The effective interest rate is the rate that exactly discounts estimated future cash receipts (including all fees and points paid or received that form an integral part of the effective interest rate, transaction costs and other premiums or discounts) through the expected life of the debt instrument, or, where appropriate, a shorter period, to the net carrying amount on initial recognition.

Income is recognised on an effective interest basis for debt instruments other than those financial assets classified as at FVTPL. Interest income is recognised in profit or loss

and is included in the "Other income" line item.

c) Subsequent measurement:

For subsequent measurement, the Company classifies a financial asset in accordance with the below criteria:

- i. The Company's business model for managing the financial asset and
- ii. The contractual cash flow characteristics of the financial asset.

Based on the above criteria, the Company classifies its financial assets into the following categories:

i. Financial assets measured at amortised cost:

A financial asset is measured at the amortised cost if both the following conditions are met:

- a) The Company's business model objective for managing the financial asset is to hold financial assets in order to collect contractual cash flows, and
- b) The contractual terms of the financial asset give rise on specified dates to cash flows that are solely payments of principal and interest on the principal amount outstanding.

This category applies to cash and bank balances, trade receivables, loans and other financial assets of the Company. Such financial assets are subsequently measured at amortised cost using the effective interest method.

The amortised cost of a financial asset is also adjusted for loss allowance, if any.

ii. Financial assets measured at FVTOCI:

A financial asset is measured at FVTOCI if both of the following conditions are met:

- a) The Company's business model objective for managing the financial asset is achieved both by collecting contractual cash flows and selling the financial assets, and
- b) The contractual terms of the financial asset give rise on specified dates to cash flows that are solely payments of

Notes to the Standalone Financial Statements for the year ended 31st March, 2024

principal and interest on the principal amount outstanding.

Investments in equity instruments, classified under financial assets, are initially measured at fair value. The Company may, on initial recognition, irrevocably elect to measure the same either at FVTOCI or FVTPL. The Company makes such election on an instrument-by-instrument basis. Fair value changes on an equity instrument are recognised as other income in the Statement of Profit and Loss unless the Company has elected to measure such instrument at FVTOCI.

This category does not apply to any of the financial assets of the Company.

iii. Financial assets measured at FVTPL:

A financial asset is measured at FVTPL unless it is measured at amortised cost or at FVTOCI as explained above.

This is a residual category applied to all other investments of the Company excluding investments in subsidiaries and joint ventures. Such financial assets are subsequently measured at fair value at each reporting date. Fair value changes are recognised in the Statement of Profit and Loss. Dividend income on the investments in equity instruments are recognised as 'other income' in the Statement of Profit and Loss.

d) Foreign exchange gains and losses

The fair value of financial assets denominated in a foreign currency is determined in that foreign currency and translated at the spot rate at the end of each reporting period.

For foreign currency denominated financial assets measured at amortised cost and FVTPL, the exchange differences are recognised in profit or loss except for those which are designated as hedging instruments in a hedging relationship.

e) Derecognition:

A financial asset (or, where applicable, a part of a financial asset or part of a group of similar financial assets) is derecognised (i.e. removed from the Company's Balance Sheet) when any of the following occurs:

The contractual rights to cash flows from the financial asset expires;

- i. The Company transfers its contractual rights to receive cash flows of the financial asset and has substantially transferred all the risks and rewards of ownership of the financial asset;
- ii. The Company retains the contractual rights to receive cash flows but assumes a contractual obligation to pay the cash flows without material delay to one or more recipients under a 'pass-through' arrangement (thereby substantially transferring all the risks and rewards of ownership of the financial asset);
- iii. The Company neither transfers nor retains substantially all risk and rewards of ownership and does not retain control over the financial asset.

In cases where Company has neither transferred nor retained substantially all of the risks and rewards of the financial asset, but retains control of the financial asset, the Company continues to recognise such financial asset to the extent of its continuing involvement in the financial asset. In that case, the Company also recognises an associated liability.

The financial asset and the associated liability are measured on a basis that reflects the rights and obligations that the Company has retained.

On derecognition of a financial asset, the difference between the asset's carrying amount and the sum of the consideration received and receivable and the cumulative gain or loss that had been recognised in other comprehensive income and accumulated in equity is recognised in profit or loss if such gain or loss would have otherwise been recognised in profit or loss on disposal of that financial asset.

f) Impairment of financial assets

The Company applies expected credit losses (ECL) model for measurement and recognition of loss allowance on the following:

- i. Trade receivables

Notes to the Standalone Financial Statements for the year ended 31st March, 2024

- ii. Financial assets measured at amortised cost (other than trade receivables)

In case of trade receivables, the Company follows a simplified approach wherein an amount equal to lifetime ECL is measured and recognised as loss allowance.

In case of other assets (listed as ii above), the Company determines if there has been a significant increase in credit risk of the financial asset since initial recognition. If the credit risk of such assets has not increased significantly, an amount equal to 12-month ECL is measured and recognised as loss allowance. However, if credit risk has increased significantly, an amount equal to lifetime ECL is measured and recognised as loss allowance.

Subsequently, if the credit quality of the financial asset improves such that there is no longer a significant increase in credit risk since initial recognition, the Company reverts to recognising impairment loss allowance based on 12-month ECL.

ECL is the difference between all contractual cash flows that are due to the Company in accordance with the contract and all the cash flows that the entity expects to receive (i.e. all cash shortfalls), discounted at the original effective interest rate.

12-month ECL are a portion of the lifetime ECL which result from default events that are possible within 12 months from the reporting date. Lifetime ECL are the expected credit losses resulting from all possible default events over the expected life of a financial asset.

ECL are measured in a manner that they reflect unbiased and probability weighted amounts determined by a range of outcomes, taking into account the time value of money and other reasonable information available as a result of past events, current conditions and forecasts of future economic conditions.

As a practical expedient, the Company uses a provision matrix to measure lifetime ECL on its portfolio of trade receivables. The provision matrix is prepared based on historically observed default rates over the

expected life of trade receivables and is adjusted for forward-looking estimates. At each reporting date, the historically observed default rates and changes in the forward-looking estimates are updated.

ECL impairment loss allowance (or reversal) recognised during the period is recognised as expense/ income in the Statement of Profit and Loss under the head 'Other expenses' / 'Other income'.

B] Financial liabilities and equity instruments

Debt and equity instruments issued by a Company entity are classified as either financial liabilities or as equity in accordance with the substance of the contractual arrangements and the definitions of a financial liability and an equity instrument.

i. Equity instruments:

An equity instrument is any contract that evidences a residual interest in the assets of an entity after deducting all of its liabilities. Equity instruments issued by a Company entity are recognised at the proceeds received, net of direct issue costs.

Repurchase of the Company's own equity instruments is recognised and deducted directly in equity. No gain or loss is recognised in profit or loss on the purchase, sale, issue or cancellation of the Company's own equity instruments.

ii. Financial liabilities:

a) Initial recognition and measurement:

Financial liabilities are recognised when the Company becomes a party to the contractual provisions of the instrument. Financial liabilities are initially measured at fair value.

b) Subsequent measurement:

Financial liabilities are subsequently measured at amortised cost using the effective interest rate method. Financial liabilities carried at fair value through profit or loss are measured at fair value with all changes in fair value recognised in the Statement of Profit and Loss.

The Company has not designated any financial liability as at FVTPL.

Notes to the Standalone Financial Statements

for the year ended 31st March, 2024

c) Foreign exchange gains and losses:

For financial liabilities that are denominated in a foreign currency and are measured at amortised cost at the end of each reporting period, the foreign exchange gains and losses are determined based on the amortised cost of the instruments and are recognised in profit or loss.

The fair value of financial liabilities denominated in a foreign currency is determined in that foreign currency and translated at the closing rate at the end of the reporting period. For financial liabilities that are measured as at FVTPL, the foreign exchange component forms part of the fair value gains or losses and is recognised in Statement of Profit and Loss.

d) Derecognition of financial liabilities :

A financial liability is derecognised when the obligation under the liability is discharged or cancelled or expires. When an existing financial liability is replaced by another from the same lender on substantially different terms, or the terms of an existing liability are substantially modified, such an exchange or modification is treated as the derecognition of the original liability and the recognition of a new liability. The difference between the carrying amount of the financial liability derecognised and the consideration paid is recognised in the Statement of Profit and Loss.

3.16 Non-current assets held for sale

Non-current assets and disposal groups are classified as held for sale if their carrying amount will be recovered principally through a sale transaction rather than through continuing use. This condition is regarded as met only when the asset (or disposal group) is available for immediate sale in its present condition subject only to terms that are usual and customary for sales of such assets (or disposal group) and its sale is highly probable. Management must be committed to the sale, which should be expected to qualify for recognition as completed sale within one year from the date of classification.

Non-current assets (and disposal groups) classified as held for sale are measured at the lower of their carrying amount and fair value less costs to sell.

3.17 Earnings Per Share

Basic earnings per share is computed by dividing the net profit for the period attributable to the equity shareholders of the Company by the weighted average number of equity shares outstanding during the period. The weighted average number of equity shares outstanding during the period and for all periods presented is adjusted for events, such as bonus shares, other than the conversion of potential equity shares that have changed the number of equity shares outstanding, without a corresponding change in resources.

For the purpose of calculating diluted earnings per share, the net profit for the period attributable to equity shareholders and the weighted average number of shares outstanding during the period is adjusted for the effects of all dilutive potential equity shares.

4. Critical accounting judgements, assumptions and use of estimates

The preparation of Company's financial statements requires management to make judgements, estimations and assumptions about the carrying value of assets and liabilities that are not readily apparent from other sources. The estimates and associated assumptions are based on historical experience and other factors that are considered to be relevant. Actual results may differ from these estimates.

The estimates and underlying assumptions are reviewed on an ongoing basis. Revisions to accounting estimates are recognised in the period in which the estimate is revised if the revision affects only that period or in the period of revision or future periods if the revision affects both current and future periods.

Following are the critical judgements, assumptions and use of estimates that have the most significant effects on the amounts recognised in these financial statements:

a) Useful lives of Property, Plant & Equipment (PPE), Investment property and intangible assets :

The Company has adopted useful lives of PPE, Investment property and intangible assets as described in Note 3.3, 3.4 and 3.5 above. Depreciation and amortisation are based on

Notes to the Standalone Financial Statements

for the year ended 31st March, 2024

management estimates of the future useful lives of the PPE, Investment property and intangible assets. Estimates may change due to technological developments, competition, changes in market conditions and other factors and may result in changes in the estimated useful life and in the depreciation and amortisation charges. The Company reviews the estimated useful lives of PPE, Investment property and intangible assets at the end of each reporting period.

b) Leasehold land :

In respect of leasehold lands, considering the terms and conditions of the leases, particularly in respect of the transfer of substantially all risks and rewards incidental to ownership of an asset, it is concluded that they are in the nature of leases.

c) Investments in subsidiaries :

In the process of testing of impairment of investment in a subsidiary where there are indications, the Company is required to estimate the value in use which is based on the future cash flows, after taking into account past experience and management's best estimate about future developments. The Company uses judgement in selecting and estimating such inputs based on historical data and existing market conditions as well as forward looking estimates at the end of each reporting period.

d) Fair value measurements and valuation processes :

Some of the Company's assets are measured at fair value for financial reporting purposes. In estimating the fair value of an asset or a liability, the Company uses market-observable data to the extent it is available. When the fair values of financial assets recorded in the balance sheet cannot be derived from active markets, they are determined using a variety of valuation technique that include the use of valuation models. The inputs to these models are taken from observable markets where possible, but where this is not feasible, a degree of judgment is required in establishing fair values.

e) Defined employee benefit obligation:

The cost of post-employment benefits is determined using actuarial valuations. An actuarial valuation involves making various assumptions that may differ from actual developments in

the future. These include the determination of the discount rates, future salary increases and mortality rates. Due to the complexities involved in the valuation and its long-term nature, a defined benefit obligation is highly sensitive to changes in these assumptions. All assumptions are reviewed annually.

f) Expected credit losses on financial assets :

The impairment provisions of financial assets and contract assets are based on assumptions about risk of default and expected timing of collection. The Company uses judgment in making these assumptions and selecting the inputs for the impairment calculation, based on the Company's past history of collections, customer's creditworthiness, existing market conditions as well as forward looking estimates at the end of each reporting period.

g) Recognition and measurement of provisions and contingencies :

Provisions and liabilities are recognised in the period when it becomes probable that there will be a future outflow of funds resulting from past operations or events and the amount of cash outflow can be reliably estimated. The timing of recognition and quantification of the liability requires the application of judgement to existing facts and circumstances, which can be subject to change. The carrying amounts of provisions and liabilities are reviewed regularly and revised to take account of changing facts and circumstances. In the normal course of business, contingent liabilities may arise from litigations and other claims against the Company. Judgment is required to determine the probability of such potential liabilities actually crystallising. In case the probability is low, the same is treated as contingent liabilities. Such liabilities are disclosed in the notes but are not provided for in the financial statements.

h) Income taxes :

Provision for current tax is made based on reasonable estimate of taxable income computed as per the prevailing tax laws. The amount of such provision is based on various factors including interpretation of tax regulations, changes in tax laws, acceptance of tax positions in the tax assessments etc.

Notes to the Standalone Financial Statements

for the year ended 31st March, 2024

5. Property, plant and equipment

(₹ in Lakhs)

Particulars	As at 31 st March, 2024	As at 31 st March, 2023
Carrying amount of:		
Freehold land	519.62	519.62
Buildings	43,443.75	28,898.08
Plant and equipment	3,02,289.96	2,59,129.28
Furniture and fixtures	888.14	297.21
Vehicles	1,404.52	515.73
Office equipment	824.96	597.81
Total	3,49,370.95	2,89,957.73

(₹ in Lakhs)

Particulars	Freehold land	Buildings	Plant and equipment	Furniture and fixtures	Vehicles	Office equipment	Total
I. Cost or Deemed Cost							
Balance as at 1st April, 2022	46.86	34,536.01	3,05,277.33	1,059.36	788.26	1,853.55	3,43,561.37
Additions	472.76	4,911.41	68,954.14	120.52	7.57	437.72	74,904.12
Borrowing costs	-	7.64	1,284.96	-	-	-	1,292.60
Reclassified from investment property	-	338.28	-	-	-	-	338.28
Reclassified as held for sale	-	(2,799.19)	-	-	-	-	(2,799.19)
Disposals	-	-	(956.93)	-	(10.01)	(2.20)	(969.14)
Balance as at 31st March, 2023	519.62	36,994.15	3,74,559.50	1,179.88	785.82	2,289.07	4,16,328.04
Additions	-	15,828.23	67,411.29	677.23	1,146.09	552.22	85,615.06
Borrowing costs	-	164.92	957.14	-	-	-	1,122.06
Disposals	-	-	(2,223.01)	-	(174.84)	-	(2,397.85)
Balance as at 31st March, 2024	519.62	52,987.30	4,40,704.92	1,857.11	1,757.07	2,841.29	5,00,667.31

(₹ in Lakhs)

Particulars	Freehold land	Buildings	Plant and equipment	Furniture and fixtures	Vehicles	Office equipment	Total
II. Accumulated depreciation							
Balance as at 1st April, 2022	-	7,023.41	96,568.10	823.85	191.17	1,436.60	1,06,043.13
Depreciation for the year	-	1,159.66	19,589.06	58.82	88.93	256.86	21,153.33
Reclassified from investment property	-	43.25	-	-	-	-	43.25
Reclassified as asset held for sale	-	(130.25)	-	-	-	-	(130.25)
Eliminated on disposal of assets	-	-	(726.94)	-	(10.01)	(2.20)	(739.15)
Balance as at 31st March, 2023	-	8,096.07	1,15,430.22	882.67	270.09	1,691.26	1,26,370.31
Depreciation for the year	-	1,447.48	23,092.34	86.30	175.60	325.07	25,126.79
Eliminated on disposal of assets	-	-	(107.60)	-	(93.14)	-	(200.74)
Balance as at 31st March, 2024	-	9,543.55	1,38,414.96	968.97	352.55	2,016.33	1,51,296.36

Notes to the Standalone Financial Statements

for the year ended 31st March, 2024

5. Property, plant and equipment (Contd.)

(₹ in Lakhs)

Particulars	Freehold land	Buildings	Plant and equipment	Furniture and fixtures	Vehicles	Office equipment	Total
III. Net carrying amount							
As at 31st March, 2023	519.62	28,898.08	2,59,129.28	297.21	515.73	597.81	2,89,957.73
As at 31st March, 2024	519.62	43,443.75	3,02,289.96	888.14	1,404.52	824.96	3,49,370.95

Note:

1) Details of carrying amounts of PPE hypothecated as security for borrowings (see Note 36) are as under:

Details of carrying amounts of PPE hypothecated as security for borrowings are as under:

(₹ in Lakhs)

Assets at Carrying Value	As at 31 st March, 2024	As at 31 st March, 2023
Plant and equipment	69,720.16	50,301.66
Vehicles	555.74	337.28
Total	70,275.90	50,638.94

2) The title deeds of certain immovable properties are not held in the name of the Company (see Note 52(a))

3) The Company has not revalued its property, plant and equipment.

6. Capital work-in-progress

(₹ in Lakhs)

Particulars	As at 31 st March, 2024	As at 31 st March, 2023
Capital work-in-progress	87,417.79	71,355.04
Pre-operative expenditure pending allocation	2,794.38	7,827.64
Total	90,212.17	79,182.68

Particulars of pre-operative expenditure incurred during the year are as under :

(₹ in Lakhs)

Particulars	As at 31 st March, 2024	As at 31 st March, 2023
Opening Balance	7,827.64	3,729.41
Add: Expenses incurred during the year		
Employee benefits expense	5,516.96	4,061.27
Borrowing costs	966.00	1,372.82
Power & fuel	1,837.04	394.26
Production labour charges	6.72	113.09
Legal & professional fees and expenses	548.39	89.76
Miscellaneous expenses	1,088.49	1,027.00
	9,963.60	7,058.20
Sub-total	17,791.24	10,787.61
Less: Capitalised during the year	(14,996.86)	(2,959.97)
Closing balance	2,794.38	7,827.64

Notes to the Standalone Financial Statements

for the year ended 31st March, 2024

6. Capital work-in-progress (Contd.)

Capital work-in-progress (CWIP) ageing schedule as at 31st March, 2024

(₹ in Lakhs)

CWIP	Amount in CWIP for a period of				Total
	Less than 1 year	1-2 years	2-3 years	More than 3 years	
Projects in progress	68,694.58	19,013.62	2,029.17	474.80	90,212.17
Projects temporarily suspended	-	-	-	-	-

Details of CWIP whose completion is overdue as compared to its original plan as at 31st March, 2024

(₹ in Lakhs)

CWIP	To be completed in				Total
	Less than 1 year	1-2 years	2-3 years	More than 3 years	
Project 1	441.86	-	-	-	441.86
Project 2	-	2,004.15	-	-	2,004.15
Total	441.86	2,004.15	-	-	2,446.01

Capital work-in-progress (CWIP) ageing schedule as at 31st March, 2023

(₹ in Lakhs)

CWIP	Amount in CWIP for a period of				Total
	Less than 1 year	1-2 years	2-3 years	More than 3 years	
Projects in progress	57,353.75	19,945.59	1,420.59	462.75	79,182.68
Projects temporarily suspended	-	-	-	-	-

Details of CWIP whose completion is overdue as compared to its original plan as at 31st March, 2023

(₹ in Lakhs)

CWIP	To be completed in				Total
	Less than 1 year	1-2 years	2-3 years	More than 3 years	
Project 1	-	1,050.34	-	-	1,050.34
Project 2	794.57	-	-	-	794.57
Total	794.57	1,050.34	-	-	1,844.91

7. Investment property

(₹ in Lakhs)

Particulars	As at 31 st March, 2024	As at 31 st March, 2023
Carrying amount of:		
Building	330.11	338.18
Total	330.11	338.18

(₹ in Lakhs)

Particulars	Building
I. Cost or Deemed Cost	
Balance as at 1st April, 2022	741.04
Reclassified to Property, plant and equipment	(338.28)
Balance as at 31st March, 2023	402.76
Balance as at 31st March, 2024	402.76

Notes to the Standalone Financial Statements

for the year ended 31st March, 2024

7. Investment property (Contd.)

(₹ in Lakhs)

Particulars	Building
II. Accumulated depreciation	
Balance as at 1st April, 2022	97.33
Depreciation for the year	10.50
Reclassified to Property, plant and equipment	(43.25)
Balance as at 31st March, 2023	64.58
Depreciation for the year	8.07
Balance as at 31st March, 2024	72.65

(₹ in Lakhs)

Particulars	Building
III. Net carrying amount	
As at 31 st March, 2023	338.18
As at 31st March, 2024	330.11

7.1 Fair Value of Investment Property

Fair valuation of Investment Property as at 31st March, 2024 and 31st March, 2023 has been arrived at on the basis of valuation carried out by an independent valuer not related to the Company. The valuer is registered with the authority which governs the valuers in India, and in the opinion of management he has appropriate qualifications and recent experience in the valuation of properties. For the Investment property, the fair value was determined based on the capitalisation of net income method where the market rentals of all lettable units of the property are assessed by reference to the rentals achieved in the lettable units as well as other lettings of similar properties in the neighbourhood. The capitalisation rate adopted are made by reference to the yield rates observed by the valuers for similar property in the locality and adjusted based on the valuer's knowledge of the factors specific to the property. Thus, the significant unobservable inputs are as follows:

- Monthly market rent, taking into account the difference in location, and individual factors, such as frontage and size, between the comparable and the property; and
- Capitalisation rate, taking into account the capitalisation of rental income potential, nature of the property, and prevailing market condition.

The fair value hierarchy for the investment property is Level 3 and the fair values are as under:

(₹ in Lakhs)

Particulars	Amount
Fair value as at 31 st March, 2023	8,067.00
Fair value as at 31st March, 2024	8,333.00

7.2 Amounts recognised in profit or loss in respect of investment property

(₹ in Lakhs)

Particulars	Year ended 31 st March, 2024	Year ended 31 st March, 2023
Rental income	467.45	478.31
Direct operating expenses in respect of properties that generated rental income	67.68	181.85
Depreciation	8.07	10.50

Note:

- See Note 52(a) for title deeds of building not held in name of the Company.
- The Company has not revalued its investment property.

Notes to the Standalone Financial Statements

for the year ended 31st March, 2024

8. (a) Intangible assets

(₹ in Lakhs)

Particulars	As at 31 st March, 2024	As at 31 st March, 2023
Carrying amount of:		
Software	800.58	667.54
Technical Know-How	88.38	342.60
Product Development	-	-
Total	888.96	1,010.14

(₹ in Lakhs)

Particulars	Software	Technical Know-How	Product Development	Total
I. Cost or Deemed Cost				
Balance as at 1st April, 2022	221.02	5,205.80	695.80	6,122.62
Additions	687.33	-	-	687.33
Balance as at 31st March, 2023	908.35	5,205.80	695.80	6,809.95
Additions	392.18	-	-	392.18
Balance as at 31st March, 2024	1,300.53	5,205.80	695.80	7,202.13

(₹ in Lakhs)

Particulars	Software	Technical Know-How	Product Development	Total
II. Accumulated amortisation				
Balance as at 1st April, 2022	220.34	4,420.16	695.80	5,336.30
Amortisation for the year	20.47	443.04	-	463.51
Balance as at 31st March, 2023	240.81	4,863.20	695.80	5,799.81
Amortisation for the year	259.14	254.22	-	513.36
Balance as at 31st March, 2024	499.95	5,117.42	695.80	6,313.17

(₹ in Lakhs)

Particulars	Software	Technical Know-How	Product Development	Total
III. Net Carrying amount				
As at 31st March, 2023	667.54	342.60	-	1,010.14
As at 31st March, 2024	800.58	88.38	-	888.96

Note: The Company has not revalued its intangible assets.

8. (b) Intangible assets under development

(₹ in Lakhs)

Particulars	As at 31 st March, 2024	As at 31 st March, 2023
Intangible assets under development	3,713.42	1,529.91
Total	3,713.42	1,529.91

Intangible assets under development ageing schedule as at 31st March, 2024

(₹ in Lakhs)

Intangible assets under development	Amount in Intangible assets under development for a period of				Total
	Less than 1 year	1-2 years	2-3 years	More than 3 years	
Projects in progress	2,183.51	1,529.91	-	-	3,713.42
Projects temporarily suspended	-	-	-	-	-

8. (b) Intangible assets under development (Contd.)

Intangible assets under development ageing schedule as at 31st March, 2023

(₹ in Lakhs)

Intangible assets under development	Amount in Intangible assets under development for a period of				Total
	Less than 1 year	1-2 years	2-3 years	More than 3 years	
Projects in progress	1,529.91	-	-	-	1,529.91
Projects temporarily suspended	-	-	-	-	-

9. Investments

(a) Investments in subsidiaries (measured at cost)

(₹ in Lakhs)

Particulars	Face Value	As at 31 st March, 2024		As at 31 st March, 2023	
		Nos.	Amounts	Nos.	Amounts
Non - Current, fully paid-up					
Unquoted Investments					
Investments in Equity Instruments					
Gujarat Fluorochemicals Singapore Pte. Limited (#)	USD 1	2,16,91,000	14,862.17	2,16,91,000	14,862.17
Gujarat Fluorochemicals GmbH	Par value		21.82		21.82
Gujarat Fluorochemicals Americas LLC	Par value		1,012.28		1,012.28
GFCL EV Products Limited	₹ 1	7,07,52,65,904	70,752.66	3,92,99,81,250	39,299.81
GFCL Solar & Green Hydrogen Products Limited	₹ 1	1,00,000	1.00	1,00,000	1.00
Gujarat Fluorochemicals FZE, Dubai	AED 30	11,75,000	7,931.16	10,000	61.59
IGREL Mahidad Limited	₹ 10	9940	0.99	-	-
Total investments in subsidiaries			94,582.08		55,258.67

(#) The Company has provided undertaking to the lenders of the subsidiary of Gujarat Fluorochemicals Singapore Pte. Limited, that the Company will not dilute its stake below 100% in the subsidiary. For additional disclosures/regulatory information as required by Schedule III to the Companies Act, 2013 (see Note 52(g)).

(b) Investment in Joint Venture (measured at cost)

(₹ in Lakhs)

Particulars	Face Value	As at 31 st March, 2024		As at 31 st March, 2023	
		Nos.	Amounts	Nos.	Amounts
Non - Current, fully paid-up					
Unquoted Investment					
Investment in Equity Instrument					
Swarnim Gujarat Fluorspar Private Limited	₹ 10	11,82,500	118.25	11,82,500	118.25
Total investment in joint venture			118.25		118.25

Notes to the Standalone Financial Statements

for the year ended 31st March, 2024

9. Investments (Contd.)

(c) Other Investments (measured at FVTPL)

(₹ in Lakhs)

Particulars	Face Value	As at 31 st March, 2024		As at 31 st March, 2023	
		Nos.	Amounts	Nos.	Amounts
Non-current investments					
I. Unquoted Investments (fully paid-up)					
Investment in Equity Instrument					
Kaleidoscope Entertainment Private Limited (Net of impairment loss of ₹ 60.75 Lakhs (as at 31 st March, 2023: ₹ 60.75 Lakhs))	₹ 1	5,62,500	-	5,62,500	-
Investment in Venture Capital Fund					
Kshitij Venture Capital Fund	₹ 121	-	-	2,50,000	17.15
Less: Current portion of non-current investments disclosed under current investments					(17.15)
					-
Total non-current investments (9a + 9b + 9c)			94,700.33		55,376.92
Aggregate amount of unquoted investments			94,700.33		55,376.92
Aggregate amount of impairment in value of investments			60.75		60.75

(d) Other Investments - current (measured at FVTPL)

(₹ in Lakhs)

Particulars	Face Value	As at 31 st March, 2024		As at 31 st March, 2023	
		Nos.	Amounts	Nos.	Amounts
Current investment					
I. Unquoted Investment (fully paid-up)					
Investment in venture capital fund					
Kshitij Venture Capital Fund	₹ 121	-	-	2,50,000	17.15
Total current investments			-		17.15
Aggregate amount of unquoted investments			-		17.15
Aggregate amount of impairment in value of investments			-		-

(₹ in Lakhs)

Particulars	As at 31 st March, 2024	As at 31 st March, 2023
Summary of investments		
Non-current investments	94,700.33	55,376.92
Current investments	-	17.15
Total	94,700.33	55,394.07
Category-wise other investments - as per Ind AS 109 classification		
Investments carried at fair value through profit or loss	-	17.15
Total	-	17.15

Notes to the Standalone Financial Statements

for the year ended 31st March, 2024

10. Loans (at amortised cost)

(Unsecured, considered good, unless otherwise stated)

(₹ in Lakhs)

Particulars	As at 31 st March, 2024	As at 31 st March, 2023
Non-current		
Loans to related parties (see Note 45)		
- Inter-corporate deposits to subsidiary companies	4,833.71	648.26
Total	4,833.71	648.26
Current		
Loans to related parties (see Note 45)		
- Inter-corporate deposit to subsidiary company	690.79	-
- Shareholder's loan to subsidiary company	1,136.09	1,048.39
Inter-corporate deposits to others (see Note 47(b))		
- Considered good	2,725.00	2,725.00
- Credit impaired	1,033.75	1,033.75
	3,758.75	3,758.75
Less: Provision for credit impaired	(1,033.75)	(1,033.75)
	2,725.00	2,725.00
Total	4,551.88	3,773.39

For additional disclosures/regulatory information in respect of loans granted to related party, as required by Schedule III to the Companies Act, 2013, see Note 52(i).

11. Other financial assets (at amortised cost)

(Unsecured, considered good, unless otherwise stated)

(₹ in Lakhs)

Particulars	As at 31 st March, 2024	As at 31 st March, 2023
Non-current		
Security deposits	1,207.43	2,009.96
Non-current bank balances (from Note 16)	4.52	6.40
Share application money paid to subsidiary company (see Note 45)	-	1,403.01
Total	1,211.95	3,419.37
Current		
Security deposits	1,668.32	2,118.79
Other receivables		
- from related parties (including interest on capital advances of ₹ 23,784.35 Lakhs (as at 31 st March, 2023 ₹ 22,949.97 Lakhs) - see Note 45)	32,532.41	31,268.32
- insurance claims lodged - (see Note 48)	4,775.94	5,123.63
- others	12.60	60.11
Total	38,989.27	38,570.85

12. Other assets

(Unsecured, considered good, unless otherwise stated)

(₹ in Lakhs)

Particulars	As at 31 st March, 2024	As at 31 st March, 2023
Non-current		
Capital advances		
to related parties (see Note 45)	4,898.68	25,410.00
to others	10,061.37	15,956.11
	14,960.05	41,366.11

Notes to the Standalone Financial Statements

for the year ended 31st March, 2024

12. Other assets (Contd.)

(₹ in Lakhs)

Particulars	As at 31 st March, 2024	As at 31 st March, 2023
Security deposits with Government authorities	263.31	265.59
Prepayments	0.99	4.93
Total	15,224.35	41,636.63
Current		
Advance to suppliers		
Considered good		
to related parties (see Note 45)	1,022.96	677.15
to others	5,428.90	9,275.35
	6,451.86	9,952.50
Considered doubtful	-	47.09
	6,451.86	9,999.59
Less: Allowance for doubtful advances	-	(47.09)
	6,451.86	9,952.50
Other advances	370.50	241.14
Duties & taxes refunds claimed	2,311.32	4,669.34
Balances with Government authorities:		
- Balances in GST accounts	23,012.56	8,094.56
Export incentives receivables	2,214.00	1,454.61
Prepayments	1,697.50	2,207.14
Total	36,057.74	26,619.29

13. Inventories

(at lower of cost and net realisable value)

(₹ in Lakhs)

Particulars	As at 31 st March, 2024	As at 31 st March, 2023
Raw materials (see note (i) below)	33,021.20	39,308.79
Work-in-progress	20,560.17	15,127.21
Finished goods	44,567.89	36,948.58
Stores and spares	19,559.92	16,953.01
Others		
- Fuel	530.37	4,129.36
- Packing materials	717.29	713.03
- By products	76.14	152.71
Total	1,19,032.98	1,13,332.69

Notes:

- Raw materials include materials in transit of ₹ 352.99 Lakhs (as at 31st March, 2023: ₹ 192.97 Lakhs).
- The cost of inventories recognised as an expense includes ₹ 1,477.51 Lakhs (as at 31st March, 2023: ₹ 698.38 Lakhs) in respect of write downs of inventory to net realisable value.
- The mode of valuation of inventories has been stated in Note 3.2.

Notes to the Standalone Financial Statements

for the year ended 31st March, 2024

14. Trade receivables

(Unsecured, considered good, unless otherwise stated)

(₹ in Lakhs)

Particulars	As at 31 st March, 2024	As at 31 st March, 2023
Current		
Considered good	1,25,027.92	1,45,259.98
Trade receivables which have significant increase in credit risk	53.85	59.65
Trade receivables - credit impaired	912.87	959.83
	1,25,994.64	1,46,279.46
Provision for expected credit loss and impairment	(966.72)	(1,019.48)
Total	1,25,027.92	1,45,259.98

Note: The Company has entered into an arrangement for factoring of receivables with banks to unconditionally and irrevocably sell, transfer, assign and convey all the rights, titles and interest of the Company in the receivables as identified. Receivables sold as at 31st March, 2024 are of ₹ 5,971.70 Lakhs (as at 31st March, 2023: ₹ 6,819.09 Lakhs). The Company has derecognized these receivables as it has transferred its contractual rights to the banks with all the risks and rewards of ownership and retains no control over these receivables.

Trade receivables ageing schedule

Ageing for trade receivables - outstanding as at 31st March, 2024 is as follows:

(₹ in Lakhs)

Particulars	Not due	Outstanding for following periods from due date of payment					Total
		Less than 6 months	6 months - 1 year	1-2 years	2-3 years	More than 3 years	
Undisputed trade receivables							
Considered good	86,489.43	37,118.85	1,052.78	366.86	-	-	1,25,027.92
Which have significant increase in credit risk	24.97	10.76	10.63	7.49	-	-	53.85
Credit impaired	-	-	-	23.47	59.83	829.57	912.87
Disputed trade receivables							
Considered good	-	-	-	-	-	-	-
Which have significant increase in credit risk	-	-	-	-	-	-	-
Credit impaired	-	-	-	-	-	-	-
Sub-total	86,514.40	37,129.61	1,063.41	397.82	59.83	829.57	1,25,994.64
Provision for expected credit loss & impairment	(24.97)	(10.76)	(10.63)	(30.96)	(59.83)	(829.57)	(966.72)
Net Trade Receivables	86,489.43	37,118.85	1,052.78	366.86	-	-	1,25,027.92

Ageing for trade receivables - outstanding as at 31st March, 2023 is as follows:

(₹ in Lakhs)

Particulars	Not due	Outstanding for following periods from due date of payment					Total
		Less than 6 months	6 months - 1 year	1-2 years	2-3 years	More than 3 years	
Undisputed trade receivables							
Considered good	1,09,460.00	34,967.69	583.03	113.30	135.96	-	1,45,259.98
Which have significant increase in credit risk	38.79	8.41	5.89	2.31	4.25	-	59.65
Credit impaired	-	-	-	-	198.98	760.85	959.83

Notes to the Standalone Financial Statements

for the year ended 31st March, 2024

14. Trade receivables (Contd.)

(₹ in Lakhs)

Particulars	Not due	Outstanding for following periods from due date of payment					Total
		Less than 6 months	6 months - 1 year	1-2 years	2-3 years	More than 3 years	
Disputed trade receivables							
Considered good	-	-	-	-	-	-	-
Which have significant increase in credit risk	-	-	-	-	-	-	-
Credit impaired	-	-	-	-	-	-	-
Sub-total	1,09,498.79	34,976.10	588.92	115.61	339.19	760.85	1,46,279.46
Provision for expected credit loss & impairment	(38.79)	(8.41)	(5.89)	(2.31)	(203.23)	(760.85)	(1,019.48)
Net Trade Receivables	1,09,460.00	34,967.69	583.03	113.30	135.96	-	1,45,259.98

15. Cash & cash equivalents

(₹ in Lakhs)

Particulars	As at 31 st March, 2024	As at 31 st March, 2023
Balances with banks in current accounts	893.74	799.80
Cash on hand	9.22	5.66
Total	902.96	805.46

16. Other bank balances

(₹ in Lakhs)

Particulars	As at 31 st March, 2024	As at 31 st March, 2023
Balance in unclaimed dividend accounts	37.09	28.66
Bank deposits with original maturity of more than 3 months but less than 12 months	16,658.18	13,666.23
Bank deposits with original maturity of more than 12 months	8.47	11.03
	16,666.65	13,677.26
Amount disclosed under Note 11 - Other non-current financial assets	(4.52)	(6.40)
Total	16,699.22	13,699.52

Note: Other bank balances includes margin money deposits of ₹ 6.89 Lakhs (as at 31st March, 2023: ₹ 30.87 Lakhs) kept as security against bank guarantees and fixed deposits of ₹ 16,408.00 Lakhs (as at 31st March, 2023: ₹ 13,250.00 Lakhs) kept as security against working capital facilities provided to related parties.

17. Equity share capital

(₹ in Lakhs)

Particulars	As at 31 st March, 2024	As at 31 st March, 2023
Authorized		
20,00,00,000 (31 st March, 2023: 20,00,00,000) equity shares of ₹ 1 each	2,000.00	2,000.00
Issued, subscribed and fully paid-up		
10,98,50,000 (31 st March, 2023: 10,98,50,000) equity shares of ₹ 1 each	1,098.50	1,098.50
Total	1,098.50	1,098.50

Notes to the Standalone Financial Statements

for the year ended 31st March, 2024

17. Equity share capital (Contd.)

17.1 Rights, preferences and restrictions attached to equity shares

The Company has only one class of equity shares having par value of ₹ 1 per share. Each shareholder is eligible for one vote per share held and entitled to receive dividend as declared from time to time. In the event of liquidation of the Company, the holders of equity shares will be entitled to receive the remaining assets of the Company, in proportion of their shareholding.

17.2 During the year, the Company has paid ₹ 2 per equity share as final dividend for the year ended 31st March, 2023 aggregating to ₹ 2,197.00 Lakhs. In the preceding year, the Company had paid ₹ 2 per equity share as final dividend for the year ended 31st March, 2022 aggregating to ₹ 2,197.00 Lakhs and ₹ 2 per equity share as an interim dividend, aggregating to ₹ 2,197.00 Lakhs.

The Board of Directors at its meeting held on 6th May, 2024 have recommended payment of final dividend of ₹ 3 per equity share for the financial year ended 31st March, 2024 aggregating to ₹ 3,295.50 Lakhs. The above is subject to approval at the ensuing Annual General Meeting of the Company and is not recognised as a liability.

17.3 Shares held by holding company

Particulars	Nos.	(₹ in Lakhs)
As at 31st March, 2024		
Inox Leasing and Finance Limited	5,77,91,906	577.92
As at 31st March, 2023		
Inox Leasing and Finance Limited	5,77,91,906	577.92

17.4 Details of shareholders holding more than 5% shares in the Company

Particulars	Nos.	holding %
As at 31st March, 2024		
Inox Leasing and Finance Limited	5,77,91,906	52.61%
Devansh Trademart LLP	66,62,360	6.06%
Aryavardhan Trading LLP (Formerly known as Siddhapavan Trading LLP)	55,76,440	5.08%
As at 31st March, 2023		
Inox Leasing and Finance Limited	5,77,91,906	52.61%
Devansh Trademart LLP	66,62,360	6.06%
Aryavardhan Trading LLP (Formerly known as Siddhapavan Trading LLP)	55,76,440	5.08%

17.5 Details of shares allotted without payment being received in cash in last five years

During the financial year 2019-20, the Company had issued 10,98,50,000 fully paid-up equity share of ₹ 1 each, pursuant to the Scheme of demerger.

17.6 Shareholdings of promoters

Disclosure of Shareholding of promoters as at 31st March, 2024 is as follows:

Sr. No.	Name of the Promoter	As at 31 st March, 2024		As at 31 st March, 2023		% Change during the year
		No. of Shares	% of holding	No. of Shares	% of holding	
	Promoter					
1	Inox Leasing and Finance Limited	5,77,91,906	52.61%	5,77,91,906	52.61%	-
	Promoter Group					
2	Devansh Trademart LLP	66,62,360	6.06%	66,62,360	6.06%	-

Notes to the Standalone Financial Statements

for the year ended 31st March, 2024

17. Equity share capital (Contd.)

Sr. No.	Name of the Promoter	As at 31 st March, 2024		As at 31 st March, 2023		% Change during the year
		No. of Shares	% of holding	No. of Shares	% of holding	
3	Aryavardhan Trading LLP (Formerly known as Siddhapavan Trading LLP)	55,76,440	5.08%	55,76,440	5.08%	-
4	Devendra Kumar Jain	20,100	0.02%	20,100	0.02%	-
5	Vivek Kumar Jain	20,100	0.02%	20,100	0.02%	-
6	Devansh Jain	10,000	0.01%	10,000	0.01%	-
7	Nandita Jain	10,000	0.01%	10,000	0.01%	-

Disclosure of Shareholding of promoters as at 31st March, 2023 is as follows:

Sr. No.	Name of the Promoter	As at 31 st March, 2023		As at 31 st March, 2022		% Change during the year
		No. of Shares	% of holding	No. of Shares	% of holding	
	Promoter					
1	Inox Leasing and Finance Limited	5,77,91,906	52.61%	6,02,91,906	54.89%	(2.28%)
	Promoter Group					
2	Devansh Trademart LLP	66,62,360	6.06%	66,62,360	6.06%	-
3	Aryavardhan Trading LLP (Formerly known as Siddhapavan Trading LLP)	55,76,440	5.08%	55,76,440	5.08%	-
4	Devendra Kumar Jain	20,100	0.02%	20,100	0.02%	-
5	Vivek Kumar Jain	20,100	0.02%	20,100	0.02%	-
6	Devansh Jain	10,000	0.01%	10,000	0.01%	-
7	Nandita Jain	10,000	0.01%	10,000	0.01%	-

18. Other equity

(₹ in Lakhs)

Particulars	As at 31 st March, 2024	As at 31 st March, 2023
Capital reserves	12,547.50	12,547.50
General reserve	3,20,000.00	3,20,000.00
Retained earnings	2,58,624.28	2,19,118.74
Total	5,91,171.78	5,51,666.24

18.1 Capital reserves

(₹ in Lakhs)

Particulars	As at 31 st March, 2024	As at 31 st March, 2023
Balance at beginning of the year	12,547.50	12,547.50
Balance at the end of the year	12,547.50	12,547.50

The amount of Capital reserve transferred pursuant to demerger represents compensation received for phased reduction and cessation of CFC production and dismantling of plant, unless otherwise used, as stipulated.

Notes to the Standalone Financial Statements

for the year ended 31st March, 2024

18. Other equity (Contd.)

18.2 General reserve

(₹ in Lakhs)

Particulars	As at 31 st March, 2024	As at 31 st March, 2023
Balance at beginning of the year	3,20,000.00	3,20,000.00
Balance at the end of the year	3,20,000.00	3,20,000.00

General reserve is used from time to time to transfer profit from retained earnings for appropriation purposes. As the general reserve is created by a transfer from one component of equity to another and is not an item of other comprehensive income, items included in the general reserve will not be reclassified subsequently to profit or loss.

18.3 Retained earnings

(₹ in Lakhs)

Particulars	As at 31 st March, 2024	As at 31 st March, 2023
Balance at beginning of the year	2,19,118.74	88,085.51
Profit for the year	41,874.99	1,35,560.53
Other comprehensive income for the year, net of income tax	(172.45)	(133.30)
Payment of final dividend on equity shares - see Note 17.2	(2,197.00)	(2,197.00)
Payment of interim dividend on equity shares - see Note 17.2	-	(2,197.00)
Balance at the end of the year	2,58,624.28	2,19,118.74

The amount that can be distributed by the Company as dividends to its equity shareholders is determined after considering the requirements of the Companies Act, 2013. Thus, the amounts reported above may not be distributable in entirety.

18.4 Cash flow hedge reserve

(₹ in Lakhs)

Particulars	As at 31 st March, 2024	As at 31 st March, 2023
Balance at beginning of the year	-	4.84
Other comprehensive income for the year, net of income tax	-	(4.84)
Balance at the end of the year	-	-

The cash flow hedge reserve represented the cumulative effective portion of gains or losses arising on changes in fair value of designated portion of hedging instruments designated as cash flow hedge.

19. Non-current borrowings

(₹ in Lakhs)

Particulars	As at 31 st March, 2024	As at 31 st March, 2023
Secured		
Debentures		
5000, Senior, Secured, Listed, Rated, Taxable, Redeemable, Non-convertible Debentures (NCDs) of ₹ 66,000 each (previous year 1,00,000 each)	3,308.45	5,012.80
Term loans		
- From banks - rupee loans	39,231.73	17,012.90

Notes to the Standalone Financial Statements

for the year ended 31st March, 2024

19. Non-current borrowings (Contd.)

(₹ in Lakhs)

Particulars	As at 31 st March, 2024	As at 31 st March, 2023
- From others - rupee loans	475.00	292.28
	43,015.18	22,317.98
Less: Disclosed under Note 23: Current borrowings		
(i) Current maturities	6,267.56	4,908.11
(ii) Interest accrued	59.28	105.93
Total	36,688.34	17,303.94

Notes:

- (i) There is no default in repayment of principal or interest on borrowings.
(ii) For nature of securities and terms of repayment etc. - see Note 36.

20. Other current financial liabilities

(₹ in Lakhs)

Particulars	As at 31 st March, 2024	As at 31 st March, 2023
Unclaimed dividend (*)	37.09	28.66
Security deposits	221.78	508.52
Creditors for capital expenditure (#)	14,925.28	7,392.00
Employees dues payable	5,943.65	8,373.22
Capital contribution payable in subsidiary company (see Note 45)	0.99	-
Other payables	3,469.90	3,590.97
Total	24,598.69	19,893.37

(*) Amount will be credited to investor education and protection fund as and when due.

(#) Includes dues to micro enterprises and small enterprises (see Note 41).

21. Provisions

(₹ in Lakhs)

Particulars	As at 31 st March, 2024	As at 31 st March, 2023
Non-current		
Provision for employee benefits (see Note 43)		
- for Gratuity	3,958.21	2,780.36
- for Compensated absences	1,334.87	1,108.30
Total	5,293.08	3,888.66
Current		
Provision for employee benefits (see Note 43)		
- for Gratuity	554.62	836.44
- for Compensated absences	1,252.32	1,161.36
Total	1,806.94	1,997.80

Notes to the Standalone Financial Statements

for the year ended 31st March, 2024

22. Deferred tax assets/(liabilities)

For the year ended 31st March, 2024

22.1 The major components of deferred tax assets/(liabilities) in relation to:

(₹ in Lakhs)

Particulars	Balance as at 1 st April, 2023	Recognised in profit or loss	Recognised in other comprehensive income	Balance as at 31 st March, 2024
Property, plant & equipment and intangible assets	(30,235.77)	(2,012.13)	-	(32,247.90)
Expenses allowable on payment basis	472.52	(48.12)	-	424.40
Allowance for doubtful trade receivables and expected credit losses	256.58	(13.28)	-	243.30
Expenses allowable in subsequent years	131.08	(131.08)	-	-
Gratuity and leave benefits	1,481.51	247.42	58.00	1,786.93
Others	266.76	4.62	-	271.38
Net Deferred tax liabilities	(27,627.32)	(1,952.57)	58.00	(29,521.89)

For the year ended 31st March, 2023

22.2 The major components of deferred tax assets/(liabilities) in relation to:

(₹ in Lakhs)

Particulars	Balance as at 1 st April, 2022	Recognised in profit or loss	Recognised in other comprehensive income	Balance as at 31 st March, 2023
Property, plant & equipment and intangible assets	(28,927.82)	(1,307.95)	-	(30,235.77)
Expenses allowable on payment basis	302.11	170.41	-	472.52
Allowance for doubtful trade receivables and expected credit losses	268.87	(12.29)	-	256.58
Effect of measuring derivative instruments at fair value	(21.61)	19.98	1.63	-
Expenses allowable in subsequent years	262.16	(131.08)	-	131.08
Gratuity and Leave Benefits	1,220.23	216.45	44.83	1,481.51
Others	0.85	265.91	-	266.76
Net Deferred tax liabilities	(26,895.21)	(778.57)	46.46	(27,627.32)

23. Current borrowings

(₹ in Lakhs)

Particulars	As at 31 st March, 2024	As at 31 st March, 2023
Unsecured		
From banks		
(i) Foreign currency loans		
- Short term/working capital demand loans	16,043.56	9,876.92
- Packing credit/Buyers credit	52,571.01	58,638.24
(ii) Rupee loan		
- Short term/working capital demand loans	83,353.48	53,591.53
- Cash credit	3,552.19	830.16
	1,55,520.24	1,22,936.85
Current maturities of long-term borrowings (from Note 19)	6,267.56	4,908.11
Interest accrued on long-term borrowings (from Note 19)	59.28	105.93
Total	1,61,847.08	1,27,950.89

Notes:

- (i) There is no default on repayment of principal or interest on borrowings.
(ii) For nature of securities and terms of repayment etc. - see Note 36.

Notes to the Standalone Financial Statements

for the year ended 31st March, 2024

24. Trade payables

(₹ in Lakhs)

Particulars	As at 31 st March, 2024	As at 31 st March, 2023
- Total outstanding dues of micro enterprises and small enterprises (see Note 41)	5,238.39	803.72
- Total outstanding dues of creditors other than micro enterprises and small enterprises	50,697.28	66,463.72
Total	55,935.67	67,267.44

Trade Payables ageing schedule

Ageing for trade payables - outstanding as at 31st March, 2024 is as follows:

(₹ in Lakhs)

Particulars	Unbilled	Outstanding for following periods from due date of payment				Total
		Less than 1 year	1-2 years	2-3 years	More than 3 years	
(i) MSME	-	5,188.58	11.40	35.29	3.12	5,238.39
(ii) Others	16,703.08	33,287.30	639.30	17.76	49.84	50,697.28
(iii) Disputed dues – MSME	-	-	-	-	-	-
(iv) Disputed dues - Others	-	-	-	-	-	-
Total	16,703.08	38,475.88	650.70	53.05	52.96	55,935.67

Ageing for trade payables - outstanding as at 31st March, 2023 is as follows:

(₹ in Lakhs)

Particulars	Unbilled	Outstanding for following periods from due date of payment				Total
		Less than 1 year	1-2 years	2-3 years	More than 3 years	
(i) MSME	-	786.70	17.02	-	-	803.72
(ii) Others	12,040.20	52,913.44	1,311.74	-	198.34	66,463.72
(iii) Disputed dues – MSME	-	-	-	-	-	-
(iv) Disputed dues - Others	-	-	-	-	-	-
Total	12,040.20	53,700.14	1,328.76	-	198.34	67,267.44

25. Other current liabilities

(₹ in Lakhs)

Particulars	As at 31 st March, 2024	As at 31 st March, 2023
Advances from customers	255.43	330.98
Statutory dues and taxes payable	1,850.19	1,055.82
Total	2,105.62	1,386.80

26. Income tax assets and current tax liabilities

Income tax assets (net)

(₹ in Lakhs)

Particulars	As at 31 st March, 2024	As at 31 st March, 2023
Non-current		
Income tax assets (net of provisions)	1,905.01	-
Total	1,905.01	-

Notes to the Standalone Financial Statements

for the year ended 31st March, 2024

26. Income tax assets and current tax liabilities (Contd.)

Current tax liabilities (net)

(₹ in Lakhs)

Particulars	As at 31 st March, 2024	As at 31 st March, 2023
Current		
Current tax liabilities (net of payments)	2,943.91	6,878.02
Total	2,943.91	6,878.02

27. Revenue from operations

(₹ in Lakhs)

Particulars	Year ended 31 st March, 2024	Year ended 31 st March, 2023
(a) Revenue from contracts with customers		
Sale of products	3,93,321.98	5,53,224.58
(b) Other operating revenue	8,893.17	8,973.39
Total	4,02,215.15	5,62,197.97

27.1 Disaggregated revenue information

For year ended 31st March, 2024

(₹ in Lakhs)

Particulars	India	Europe	USA	Rest of the world	Total
Bulk Chemicals (Caustic Soda, Chloroform, Methylene Di Chloride, Carbon Tetrachloride (CTC) etc.)	68,449.89	-	-	428.11	68,878.00
Fluorochemicals (Fluorospeciality and Refrigerants etc.)	40,259.29	4,929.91	28,870.08	27,883.39	1,01,942.67
Fluoropolymer (PTFE, Micro Powders, PVDF, FEP, FKM, PPA etc.)	59,859.77	83,162.95	47,995.80	31,482.79	2,22,501.31
Total	1,68,568.95	88,092.86	76,865.88	59,794.29	3,93,321.98

For year ended 31st March, 2023

(₹ in Lakhs)

Particulars	India	Europe	USA	Rest of the world	Total
Bulk Chemicals (Caustic Soda, Chloroform, Methylene Di Chloride, Carbon Tetrachloride (CTC) etc.)	1,07,195.03	-	-	1,334.01	1,08,529.04
Fluorochemicals (Fluorospeciality and Refrigerants etc.)	41,678.44	6,649.44	71,912.31	31,583.15	1,51,823.34
Fluoropolymer (PTFE, Micro Powders, PVDF, FEP, FKM, PPA etc.)	70,362.23	1,06,199.67	80,622.13	35,688.17	2,92,872.20
Total	2,19,235.70	1,12,849.11	1,52,534.44	68,605.33	5,53,224.58

Notes to the Standalone Financial Statements

for the year ended 31st March, 2024

27. Revenue from operations (Contd.)

27.2 Contract balances

(₹ in Lakhs)

Particulars	As at 31 st March, 2024	As at 31 st March, 2023
Trade receivables	1,25,027.92	1,45,259.98
Contract liabilities - advance from customers	255.43	330.98

During the year ended 31st March, 2024, the Company has recognised revenue of ₹ 269.74 Lakhs (for the year ended 31st March, 2023: ₹ 499.65 Lakhs) arising from opening contract liabilities.

27.3 Performance obligation

There are no remaining performance obligations as at the end of the year. For this purpose, as permitted under Ind AS 115, the transaction price allocated to contracts for original expected duration of one year or less are not considered.

27.4 Reconciliation of gross revenue with revenue from contracts with customers

(₹ in Lakhs)

Particulars	Year ended 31 st March, 2024	Year ended 31 st March, 2023
Gross revenue	3,94,569.11	5,54,329.01
Less: Discounts, rebates etc.	1,247.13	1,104.43
Net revenue recognised from contracts with customers	3,93,321.98	5,53,224.58

28. Other income

(₹ in Lakhs)

Particulars	Year ended 31 st March, 2024	Year ended 31 st March, 2023
(a) Interest income		
On financial assets using effective interest method:		
- on fixed deposits with banks	1,239.14	1,170.53
- on inter-corporate deposit to subsidiary companies	156.30	613.79
- on inter-corporate deposits to others	-	4.32
Other interest income		
- on capital advances	1,512.19	5,109.69
- other interest	6.54	24.35
	2,914.17	6,922.68
(b) Other non-operating income		
Guarantee commission income	1,882.44	1,902.85
Rental income from operating leases	544.42	542.95
Net gain on retirement/disposal of property, plant and equipment	614.67	263.54
Liabilities and provisions no longer required, written back	574.53	-
Reversal of provision for doubtful trade receivables & expected credit losses (net)	52.75	-
Miscellaneous income	9.46	4.08
	3,678.27	2,713.42
(c) Other gains and losses		
Net gain on investments carried at FVTPL	-	48.56
Net gain on foreign currency transactions and translation	4,796.87	8,533.79
Net loss on fair value changes in derivatives classified at FVTPL	-	(111.54)
	4,796.87	8,470.81
Total	11,389.31	18,106.91

Note: Realised gain on sale of investments (net) - 414.16

Notes to the Standalone Financial Statements

for the year ended 31st March, 2024

29. Cost of materials consumed

(₹ in Lakhs)

Particulars	Year ended 31 st March, 2024	Year ended 31 st March, 2023
Raw materials consumed	1,44,242.24	1,66,356.87
Packing materials consumed	9,502.74	9,694.87
Total	1,53,744.98	1,76,051.74

30. Changes in inventories of finished goods, work-in-progress and by products

(₹ in Lakhs)

Particulars	Year ended 31 st March, 2024	Year ended 31 st March, 2023
Opening inventories		
Work-in-progress	15,127.21	9,673.49
Finished goods	36,948.58	25,817.47
By-products	152.71	74.29
	52,228.50	35,565.25
Less: Closing inventories		
Work-in-progress	20,560.17	15,127.21
Finished goods	44,567.89	36,948.58
By-products	76.14	152.71
	65,204.20	52,228.50
Increase in inventories	(12,975.70)	(16,663.25)

31. Employee benefits expense

(₹ in Lakhs)

Particulars	Year ended 31 st March, 2024	Year ended 31 st March, 2023
Salaries and wages	28,282.77	26,864.35
Contribution to provident and other funds	1,358.01	1,155.29
Gratuity	677.34	588.59
Staff welfare expenses	1,349.70	970.91
Total	31,667.82	29,579.14

32. Finance costs

(₹ in Lakhs)

Particulars	Year ended 31 st March, 2024	Year ended 31 st March, 2023
(A) Interest expense		
a) Interest on financial liabilities measured at amortised cost		
Interest on borrowings	12,326.94	10,318.42
b) Interest on lease liabilities - (see Note 42)	61.29	55.88
c) Interest on income tax	-	182.72
d) Other interest expenses	475.86	505.16
	12,864.09	11,062.18

Notes to the Standalone Financial Statements

for the year ended 31st March, 2024

32. Finance costs (Contd.)

(₹ in Lakhs)

Particulars	Year ended 31 st March, 2024	Year ended 31 st March, 2023
(B) Net foreign exchange loss on borrowings (considered as finance costs)	932.27	1,627.71
(C) Other borrowing costs	8.11	183.17
Sub-total (A+B+C)	13,804.47	12,873.06
Less: Borrowing costs capitalised	(966.00)	(1,372.82)
Total	12,838.47	11,500.24

The weighted average capitalisation rate of funds borrowed is 8.81% per annum (previous year 7.83% p.a.)

33. Depreciation and amortisation expense

(₹ in Lakhs)

Particulars	Year ended 31 st March, 2024	Year ended 31 st March, 2023
Depreciation on property, plant and equipment	25,126.79	21,153.33
Depreciation on right-of-use assets	276.57	180.40
Depreciation on investment property	8.07	10.50
Amortisation of intangible assets	513.36	463.51
Total	25,924.79	21,807.74

34. Other expenses

(₹ in Lakhs)

Particulars	Year ended 31 st March, 2024	Year ended 31 st March, 2023
Stores and spares consumed	10,926.24	13,552.77
Freight	11,243.13	15,235.31
Insurance	3,061.70	2,542.88
Indirect tax expenses	1,992.49	1,599.84
Production labour charges	5,982.46	4,707.17
Factory expenses	2,894.56	3,125.51
Repairs to		
- Buildings	548.46	532.25
- Plant and equipments	5,921.40	8,233.56
- Others	939.76	849.08
	7,409.62	9,614.89
Directors' sitting fees	19.50	20.00
Commission to non-executive director	572.23	1,891.30
Travelling and conveyance	3,638.88	2,747.66
Legal and professional fees and expenses	5,533.56	5,809.41
Rent, lease rentals and hire charges	4,026.90	4,259.68

Notes to the Standalone Financial Statements

for the year ended 31st March, 2024

34. Other expenses (Contd.)

(₹ in Lakhs)

Particulars	Year ended 31 st March, 2024	Year ended 31 st March, 2023
Net loss on sale of investments carried at FVTPL	1.65	-
Royalty	1,044.63	2,499.15
Allowance for doubtful trade receivables and expected credit losses	-	190.15
Corporate Social Responsibility (CSR) expenses (see Note 50)	2,212.82	1,077.45
Miscellaneous expenses	8,305.51	11,959.17
Total	68,865.88	80,832.34
Note: Realised loss on sale of investments (net)	287.00	-

Notes:

- Bad debts and remission are net of provision for doubtful trade receivables adjusted of Nil (previous year ₹ 238.98 Lakhs).
- Miscellaneous expenses includes amounts written off which is net of provision for doubtful inter-corporate deposits of Nil (previous year ₹ 292.14 Lakhs).
- Miscellaneous expenses includes donation of Nil (previous year ₹ 104.00 Lakhs) given to a political party (Bhartiya Janata Party).

35. Tax expense

(₹ in Lakhs)

Particulars	Year ended 31 st March, 2024	Year ended 31 st March, 2023
(i) Income tax recognized in Statement of Profit and Loss		
Current Tax:		
In respect of current year	12,034.00	45,445.00
In respect of earlier years	(14.53)	96.81
	12,019.47	45,541.81
Deferred Tax		
In respect of current year	2,232.45	881.67
In respect of earlier years	(279.88)	(103.10)
	1,952.57	778.57
Total	13,972.04	46,320.38
(ii) Income tax recognized in Other Comprehensive Income		
Deferred tax on remeasurement of defined benefit plans	(58.00)	(44.83)
Deferred tax on Effective portion of gains and (loss) on hedging instruments in a cash flow hedge	-	(1.63)
Total	(58.00)	(46.46)
Total Tax expense	13,914.04	46,273.92

Notes to the Standalone Financial Statements

for the year ended 31st March, 2024

35. Tax expense (Contd.)

35.1 The income tax expense for the year can be reconciled to the accounting profit as follows:

Particulars	(₹ in Lakhs)	
	Year ended 31 st March, 2024	Year ended 31 st March, 2023
Profit before tax	55,847.03	1,81,880.91
Income tax using the Company's domestic tax rate @ 25.168%	14,055.58	45,775.79
Effect of expenses that are not deductible in determining taxable profits	719.51	629.84
Effect of income that is taxed at special rates	(62.60)	(66.74)
Effect of tax on capital gains	(446.04)	(12.22)
	14,266.45	46,326.67
Taxation pertaining to earlier years	(294.41)	(6.29)
Tax expense as per the Statement of Profit and Loss	13,972.04	46,320.38

The tax rate used in the reconciliations above is the corporate tax rate of 25.168% payable under section 115BAA by corporate entities in India on taxable profits.

36. Nature of securities and terms of repayment

36.1 Nature of securities and terms of repayment of secured term loans are as under :

As at 31st March, 2024

Sr. No.	Loan Type	Amount outstanding (₹ in Lakhs)	Terms of Repayment	Rate of Interest	Security Note
1	Rupee Loans	3,916.51	Quarterly repayment, final maturity on 19 th May, 2027	6M MCLR + 0.15% p.a.	(a)
2	Rupee Loans	102.20	Monthly repayment, final maturity on 4 th January, 2025	8.75% p.a.	(b)
3	Rupee Loans	126.67	Monthly repayment, final maturity on 4 th September, 2024	8.30% p.a.	(b)
4	Rupee Loans	243.85	Monthly repayment, final maturity on 18 th June, 2026	10.15% p.a.	(b)
5	Rupee Loans	10,266.67	Quarterly repayment, final maturity on 15 th September, 2027 (First four (4) quarters are moratorium period)	3M MCLR + 0.20% p.a.	(d)
6	Rupee Loans	25,000.00	Quarterly repayment, final maturity on 31 st December, 2030 (First four quarters are moratorium period)	3M MCLR + 0.30% p.a.	(e)
7	Redeemable Non-Convertible Debentures	3,300.00	Yearly repayment as under: 20 th March, 2026 - ₹ 1,600.00 Lakhs 20 th March, 2025 - ₹ 1,700.00 Lakhs	8.52% p.a.	(f)

Notes to the Standalone Financial Statements

for the year ended 31st March, 2024

36. Nature of securities and terms of repayment (Contd.)

As at 31st March, 2023

Sr. No.	Loan Type	Amount outstanding (₹ in Lakhs)	Terms of Repayment	Rate of Interest	Security Note
1	Rupee Loans	5,121.38	Quarterly repayment, final maturity on 19 th May, 2027	6M MCLR + 0.15% p.a.	(a)
2	Rupee Loans	128.59	Monthly repayment, final maturity on 4 th January, 2025	8.75% p.a.	(b)
3	Rupee Loans	162.08	Monthly repayment, final maturity on 4 th September, 2024	8.30% p.a.	(b)
4	Rupee Loans	6,800.00	Quarterly repayment, final maturity on 26 th June, 2027	Repo Rate + 2.40% p.a.	(c)
5	Rupee Loans	5,000.00	Quarterly repayment, final maturity on 15 th September, 2027 (First four quarters are moratorium period)	3M MCLR + 0.20% p.a.	(d)
6	Redeemable Non-Convertible Debentures	5,000.00	Yearly repayment as under: 20 th March, 2026 - ₹ 1,600.00 Lakhs 20 th March, 2025 - ₹ 1,700.00 Lakhs 20 th March, 2024 - ₹ 1,700.00 Lakhs	8.52% p.a.	(f)

Notes:

- The term loan is secured by way of first and exclusive charge by way of hypothecation of movable fixed assets pertaining to Chloralkali Plant at Plot No 12A, GIDC Estate, Village-Dahej, Taluka-Vagra, District-Bharuch, Gujarat.
- The vehicle loans are secured by way of hypothecation of respective vehicles.
- The term loan was secured by way of exclusive charge on specific movable fixed assets of the Company pertaining to CMS, CACL2 & TFE Plant located at 12A, GIDC Dahej Industrial Estate, Taluka - Vagra, District - Bharuch - 392130, Gujarat.
- The term loan is secured by way of first pari passu charge on specific movable fixed assets of the Company pertaining to CMS, CACL2 & TFE Plant located at 12/A, GIDC Dahej Industrial Estate, Taluka - Vagra, District - Bharuch - 392130, Gujarat.
- The term loan is secured by way of first pari passu charge on specific movable fixed assets of the Company pertaining to CMS, CACL2, TFE Plant, D PTFE Plant and FKM Plant located at 12/A, GIDC Dahej Industrial Estate, Taluka - Vagra, District - Bharuch - 392130, Gujarat.
- The redeemable non-convertible debentures are secured by way of an exclusive first Charge by hypothecation of movable assets of 14 MW Wind Power Project at Mahidad and AHF & HCFC plant located at Survey No 16/3, 26 & 27, Village-Ranjitnagar 389380, Taluka-Ghoghamba, District-Panchmahal, Gujarat. As at 31st March, 2024, the carrying value of the assets hypothecated is ₹ 8,188.21 Lakhs which is more than 1.25 times the principal and interest amount of the said secured non-convertible debentures.

Notes to the Standalone Financial Statements

for the year ended 31st March, 2024

36. Nature of securities and terms of repayment (Contd.)

36.2 The terms of repayment of unsecured loans are as under :

As at 31st March, 2024

Sr. No.	Loan Type	Amount Outstanding (₹ in Lakhs)	Terms of Repayment	Rate of Interest
1	Foreign Currency Loan- Buyers Credit	6,470.10	Repayment range from 17 th July, 2024 to 23 rd September, 2024	6M SOFR + 0.89% p.a.
2	Foreign Currency Loan- Buyers Credit	7,799.95	Repayment range from 4 th April, 2024 to 18 th June, 2024	Interest range from 6M SOFR + 0.30% p.a. to 6M SOFR + 1% p.a.
3	Foreign Currency Loan- Buyers Credit	6,511.17	Repayment range from 9 th July, 2024 to 19 th July, 2024	Interest range from 6M SOFR + 0.25% p.a. to 6M SOFR + 0.45% p.a.
4	Foreign Currency Loan - Packing Credit	19,329.88	Repayment range from 18 th May, 2024 to 18 th September, 2024	6M EURIBOR + 0.55% p.a.
5	Foreign Currency Loan - Packing Credit	5,004.30	Repayment range from 16 th July, 2024 to 23 rd September, 2024	Interest range from 6M SOFR + 0.65% p.a. to 6M SOFR + 0.75% p.a.
6	Foreign Currency Loan - Packing Credit	3,586.42	Repayment range from 23 rd July, 2024 to 26 th July, 2024	Interest range from 1M SOFR + 0.59% p.a. to 1M SOFR + 0.75% p.a. (1M SOFR Reset every 1M)
7	Foreign Currency Loan - Packing Credit	3,596.26	Repayment on 7 th September, 2024	3M EURIBOR + 0.55% p.a. (3M EURIBOR Reset every 3M)
8	Foreign Currency Loan - WCL FCY	5,838.35	Repayment range from 27 th May, 2024 to 18 th June, 2024	Interest range from 6.27% p.a. to 6.30% p.a.
9	Foreign Currency Loan - WCL FCY	7,506.45	Repayment range from 8 th June, 2024 to 10 th September, 2024	Interest range from 5.87% p.a. to 5.93% p.a.
10	Foreign Currency Loan - WCL FCY	2,697.19	Repayment on 22 nd July, 2024	4.50% p.a.
11	Rupee Loan - Working Capital Demand Loan	2,500.00	Bullet repayment on 20 th May, 2024	1M T Bill + 1.16% (1M T Bill reset every 1 M)
12	Rupee Loan - Working Capital Demand Loan	2,500.00	Bullet repayment on 26 th June, 2024	1M T Bill + 1.17% (1M T Bill reset every 1 M)
13	Rupee Loan - Working Capital Demand Loan	3,000.00	Bullet repayment on 10 th July, 2024	1M T Bill + 1.23% (1M T Bill reset every 1 M)
14	Rupee Loan - Working Capital Demand Loan	2,500.00	Bullet repayment on 5 th April, 2024	Repo Rate + 1.65% p.a.
15	Rupee Loan - Working Capital Demand Loan	3,000.00	Bullet repayment on 5 th April, 2024	Repo Rate + 1.65% p.a.
16	Rupee Loan - Working Capital Demand Loan	3,000.00	Bullet repayment on 5 th April, 2024	Repo Rate + 1.65% p.a.
17	Rupee Loan - Working Capital Demand Loan	2,500.00	Bullet repayment on 12 th April, 2024	6M T Bill + 1.25% p.a. (6M T Bill reset every 3 M)
18	Rupee Loan - Working Capital Demand Loan	2,500.00	Bullet repayment on 1 st May, 2024	6M T Bill + 1.25% p.a. (6M T Bill reset every 3 M)
19	Rupee Loan - Working Capital Demand Loan	2,500.00	Bullet repayment on 4 th May, 2024	6M T Bill + 1.25% p.a. (6M T Bill reset every 3 M)
20	Rupee Loan - Working Capital Demand Loan	2,500.00	Bullet repayment on 6 th May, 2024	6M T Bill + 1.25% p.a. (6M T Bill reset every 3 M)

Notes to the Standalone Financial Statements

for the year ended 31st March, 2024

36. Nature of securities and terms of repayment (Contd.)

Sr. No.	Loan Type	Amount Outstanding (₹ in Lakhs)	Terms of Repayment	Rate of Interest
21	Rupee Loan - Working Capital Demand Loan	3,000.00	Bullet repayment on 28 th May, 2024	6M T Bill + 1.25% p.a. (6M T Bill reset every 3 M)
22	Rupee Loan - Working Capital Demand Loan	2,500.00	Bullet repayment on 3 rd September, 2024	6M T Bill + 1.25% p.a. (6M T Bill reset every 3 M)
23	Rupee Loan - Working Capital Demand Loan	2,200.00	Bullet repayment on 5 th June, 2024	7.99% p.a.
24	Rupee Loan - Working Capital Demand Loan	3,500.00	Bullet repayment on 7 th June, 2024	7.99% p.a.
25	Rupee Loan - Working Capital Demand Loan	1,500.00	Bullet repayment on 22 nd July, 2024	Repo Rate + 1.40% p.a.
26	Rupee Loan - Working Capital Demand Loan	3,000.00	Bullet repayment on 20 th July, 2024	Repo Rate + 1.40% p.a.
27	Rupee Loan - Working Capital Demand Loan	3,000.00	Bullet repayment on 28 th July, 2024	Repo Rate + 1.40% p.a.
28	Rupee Loan - Working Capital Demand Loan	2,500.00	Bullet repayment on 17 th August, 2024	Repo Rate + 1.40% p.a.
29	Rupee Loan - Working Capital Demand Loan	2,500.00	Bullet repayment on 4 th April, 2024	7.90% p.a.
30	Rupee Loan - Working Capital Demand Loan	3,500.00	Bullet repayment on 9 th April, 2024	7.92% p.a.
31	Rupee Loan - Working Capital Demand Loan	2,500.00	Bullet repayment on 16 th April, 2024	7.93% p.a.
32	Rupee Loan - Working Capital Demand Loan	3,500.00	Bullet repayment on 28 th April, 2024	7.96% p.a.
33	Rupee Loan - Working Capital Demand Loan	3,000.00	Bullet repayment on 19 th April, 2024	7.96% p.a.
34	Rupee Loan -Short Term Loan	3,000.00	Bullet repayment on 2 nd April, 2024	3M T Bill + 1.33% p.a. (3M T Bill reset every 3 M)
35	Rupee Loan -Short Term Loan	2,500.00	Bullet repayment on 8 th April, 2024	3M T Bill + 1.33% p.a. (3M T Bill reset every 3 M)
36	Rupee Loan -Short Term Loan	2,000.00	Bullet repayment on 10 th April, 2024	3M T Bill + 1.33% p.a. (3M T Bill reset every 3 M)
37	Rupee Loan -Short Term Loan	2,500.00	Bullet repayment on 5 th April, 2024	1M T Bill + 1.02% p.a. (1M T Bill reset every 1 M)
38	Rupee Loan -Short Term Loan	2,500.00	Bullet repayment on 20 th April, 2024	1M T Bill + 1.27% p.a. (1M T Bill reset every 1M)
39	Rupee Loan -Short Term Loan	2,500.00	Bullet repayment on 6 th May, 2024	3M T Bill + 1.33% p.a. (3M T Bill reset every 3 M)
40	Rupee Loan -Short Term Loan	2,500.00	Bullet repayment on 13 th September, 2024	Repo Rate+1.25% p.a.
41	Rupee Loan -Short Term Loan	3,000.00	Bullet repayment on 23 th September, 2024	Repo Rate+1.40% p.a.
42	Rupee Loan - Cash Credit	3,552.19	Daily working capital limit / cash credit	3M MCLR

Notes to the Standalone Financial Statements

for the year ended 31st March, 2024

36. Nature of securities and terms of repayment (Contd.)

36.2 The terms of repayment of unsecured loans are as under :

As at 31st March, 2023

Sr. No.	Loan Type	Amount Outstanding (₹ in Lakhs)	Terms of Repayment	Rate of Interest
1	Foreign Currency Loan- Buyers Credit	1,555.47	Repayment range from 3 rd April, 2023 to 6 th April, 2023	Interest range from 6M SOFR + 1.30% p.a. to 6M SOFR + 1.35% p.a.
2	Foreign Currency Loan- Buyers Credit	5,145.54	Repayment range from 6 th June, 2023 to 31 st August, 2023	Interest range from 6M SOFR + 0.60% p.a. to 6M SOFR + 1.10% p.a.
3	Foreign Currency Loan- Buyers Credit	3,011.59	Repayment on 9 th June, 2023	Interest range from 6M SOFR + 0.50% p.a.
4	Foreign Currency Loan- Buyers Credit	5,706.31	Repayment range from 21 st April, 2023 to 18 th August, 2023	Interest range from 6M SOFR + 0.45% p.a. to 6M SOFR + 0.70% p.a.
5	Foreign Currency Loan- Buyers Credit	2,265.52	Repayment range from 19 th May, 2023 to 24 th July, 2023	Interest range from 6M SOFR + 0.80% p.a. to 6M SOFR + 1.05% p.a.
6	Foreign Currency Loan - Packing Credit	24,829.65	Repayment range from 24 th May, 2023 to 25 th September, 2023	Interest range from 6M EURIBOR + 0.53% p.a. to 6M EURIBOR + 0.55% p.a.
7	Foreign Currency Loan - Packing Credit	10,682.75	Repayment range from 18 th June, 2023 to 1 st September, 2023	Interest range from 6M SOFR + 0.48% p.a. to 6M SOFR + 0.60% p.a.
8	Foreign Currency Loan - Packing Credit	1,163.19	Repayment on 6 th April, 2023	3.10% p.a.
9	Foreign Currency Loan - Packing Credit	4,108.75	Repayment range from 15 th June, 2023 to 19 th July, 2023	Interest range from 1M SOFR + 0.60% p.a. to 1M SOFR + 0.83% p.a. (1M SOFR reset every 1 M)
10	Foreign Currency Loan - WCL FCY	9,861.00	Repayment range from 1 st September, 2023 to 26 th September, 2023	Interest range from 5.90% p.a. to 5.95% p.a.
11	Rupee Loan - Working Capital Demand Loan	3,000.00	Bullet repayment on 6 th May, 2023	1M T Bill + 1.32% p.a. (1M T Bill reset every 1M)
12	Rupee Loan - Working Capital Demand Loan	3,000.00	Bullet repayment on 17 th June, 2023	1M T Bill + 1.12% p.a. (1M T Bill reset every 1 M)
13	Rupee Loan - Working Capital Demand Loan	3,000.00	Bullet repayment on 2 nd April, 2023	Repo Rate + 1.35% p.a.
14	Rupee Loan - Working Capital Demand Loan	3,000.00	Bullet repayment on 4 th April, 2023	Repo Rate + 1.35% p.a.
15	Rupee Loan - Working Capital Demand Loan	2,500.00	Bullet repayment on 19 th April, 2023	6M T Bill + 1.25% p.a. (6M T Bill reset every 3 M)
16	Rupee Loan - Working Capital Demand Loan	2,500.00	Bullet repayment on 6 th May, 2023	6M T Bill + 1.25% p.a. (6M T Bill reset every 3 M)
17	Rupee Loan - Working Capital Demand Loan	2,000.00	Bullet repayment on 9 th May, 2023	6M T Bill + 1.25% p.a. (6M T Bill reset every 3 M)

Notes to the Standalone Financial Statements

for the year ended 31st March, 2024

36. Nature of securities and terms of repayment (Contd.)

Sr. No.	Loan Type	Amount Outstanding (₹ in Lakhs)	Terms of Repayment	Rate of Interest
18	Rupee Loan - Working Capital Demand Loan	2,500.00	Bullet repayment on 9 th August, 2023	6M T Bill + 1.25% p.a. (6M T Bill reset every 3 M)
19	Rupee Loan - Working Capital Demand Loan	2,500.00	Bullet repayment on 8 th September, 2023	6M T Bill + 1.25% p.a. (6M T Bill reset every 3 M)
20	Rupee Loan - Working Capital Demand Loan	2,500.00	Bullet repayment on 8 th September, 2023	6M T Bill + 1.25% p.a. (6M T Bill reset every 3 M)
21	Rupee Loan - Working Capital Demand Loan	2,500.00	Bullet repayment on 27 th September, 2023	6M T Bill + 1.25% p.a. (6M T Bill reset every 3 M)
22	Rupee Loan - Working Capital Demand Loan	2,500.00	Bullet repayment on 4 th August, 2023	7.70% p.a.
23	Rupee Loan - Working Capital Demand Loan	2,200.00	Bullet repayment on 11 th August, 2023	7.80% p.a.
24	Rupee Loan - Working Capital Demand Loan	1,000.00	Bullet repayment on 29 th July, 2023	Repo Rate + 1.35% p.a.
25	Rupee Loan -Short Term Loan	2,500.00	Bullet repayment on 5 th June, 2023	3M T Bill + 1.38% p.a. (3M T Bill reset every 3 M)
26	Rupee Loan -Short Term Loan	3,000.00	Bullet repayment on 7 th June, 2023	3M T Bill + 1.38% p.a. (3M T Bill reset every 3 M)
27	Rupee Loan -Short Term Loan	2,500.00	Bullet repayment on 13 th June, 2023	3M T Bill + 1.43% p.a. (3M T Bill reset every 3 M)
28	Rupee Loan -Short Term Loan	2,000.00	Bullet repayment on 15 th June, 2023	3M T Bill + 1.43% p.a. (3M T Bill reset every 3 M)
29	Rupee Loan -Short Term Loan	2,500.00	Bullet repayment on 6 th May, 2023	Repo Rate + 1.40% p.a. (Repo Rate reset every 1 M)
30	Rupee Loan -Short Term Loan	2,500.00	Bullet repayment on 29 th May, 2023	Repo Rate + 1.35% p.a. (Repo Rate reset every 1 M)
31	Rupee Loan -Short Term Loan	3,000.00	Bullet repayment on 12 th April, 2023	Repo Rate + 1.10% p.a. (Repo Rate reset every 3 M)
32	Rupee Loan -Short Term Loan	739.70	Bullet repayment on 30 th June, 2023	6M MCLR + 0.90% p.a.
33	Rupee Loan -Short Term Loan	54.90	Bullet repayment on 4 th July, 2023	6M MCLR + 0.90% p.a.
34	Rupee Loan - Cash Credit	235.94	Daily working capital limit / cash credit	6M MCLR
35	Rupee Loan - Cash Credit	484.85	Daily working capital limit / cash credit	6M MCLR
36	Rupee Loan - Cash Credit	109.37	Daily working capital limit / cash credit	3M MCLR

36.3 See Note 52(h) for additional disclosures/regulatory information in respect of borrowings from banks or financial institutions, as required by schedule III to the Companies Act, 2013.

Notes to the Standalone Financial Statements

for the year ended 31st March, 2024

37. Contingent liabilities

(₹ in Lakhs)

Sr. No.	Particulars	As at 31 st March, 2024	As at 31 st March, 2023
a	In respect of Income Tax matters -		
i)	Demand on account of additions made in assessment order for A.Y. 2017-18 on benchmarking of corporate guarantee, benchmarking on margin on sale of goods, disallowance of deduction u/s 80-IA, etc.	1,819.19	1,819.19
ii)	Demand on account of additions made in assessment order for A.Y. 2018-19 on benchmarking of investment in foreign subsidiaries, disallowance of deduction u/s 80-IA, etc.	2,192.19	2,192.19
iii)	Penalty u/s 271AA(1) for failure to keep / maintain information and documents in respect of international transactions for A.Y. 2018-19.	1,464.82	1,464.82
	Total of Income Tax matters	5,476.20	5,476.20
b	In respect of Excise Duty matters -		
i)	Dispute for which the Company has received various show cause notices regarding input credit on certain items and freight charges recovered from buyers for supply of goods at buyers' premises. The Company has filed the replies for these notices.	930.88	930.88
ii)	Demands on account of CENVAT credit availed on certain items, levy of excise duty on freight recovered from customers and credit transfer to Dahej Unit on inter unit transactions. The Company has filed appeals before CESTAT.	1,657.05	2,669.32
	Total of Excise Duty matters	2,587.93	3,600.20
c	In respect of Custom Duty matters -		
i)	Demands for which the Company had received show cause notices regarding inadmissible EPCG benefit on consumables imported. The Company has filed replies in this regard.	11.82	11.82
ii)	Demands on account of differential custom duty on imported material on high seas basis. The Company has filed appeals before CESTAT and the matters are pending.	1,372.12	1,372.12
iii)	Demand due to failure to produce/late submission of Export obligation certificates. Matter is pending before Deputy Commissioner of Customs for examining the export obligation discharge certificates submitted.	1,240.12	1,240.12
iv)	Demands for which the Company had received show cause notice for wrong classification for import of flanges (part of wind operated electricity generator). The Company has filed reply in this regard.	55.63	55.63
	Total of Custom Duty matters	2,679.69	2,679.69
d	In respect of Sales Tax matters -		
i)	Demands under VAT on account of disallowance of proportionate Input tax credit on Capital Goods	6.00	6.00
ii)	Demands under CST on account of disallowance of proportionate Input tax credit on Capital Goods	49.33	49.33
iii)	Demands under CST on account of non-submission of form-C.	57.56	57.56
	The Company has filed appeals before appropriate appellate authorities against the said orders.		
	Total of Sales Tax matters	112.89	112.89

Notes to the Standalone Financial Statements

for the year ended 31st March, 2024

37. Contingent liabilities (Contd.)

(₹ in Lakhs)

Sr. No.	Particulars	As at 31 st March, 2024	As at 31 st March, 2023
e	In respect of GST matters		
i)	Show cause notice for short payment of GST	-	23.43
ii)	Show cause notice for penalty for short payment of GST on import services	16.96	16.96
	Total of GST matters	16.96	40.39
	Total Contingent Liability in respect of taxation matters	10,873.67	11,909.37
f	In respect of Other matters		
i)	Corporate guarantees/securities given by the Company to banks and financial institutions for fund-based and non-fund-based facilities used by:		
a)	Subsidiary company	2,968.14	2,470.54
b)	Step-down subsidiary	1,033.09	1,424.99
c)	Other related parties (fellow subsidiaries upto 25 th July, 2023, see Note 45)	1,57,311.76	1,73,047.69
		1,61,312.99	1,76,943.22
	Total Contingent Liability in respect of Other matters	1,61,312.99	1,76,943.22

Notes:

- In respect of above Excise duty, Custom duty and Sales tax matters, the Company has paid an amount of ₹ 228.80 Lakhs (as at 31st March, 2023: ₹ 263.31 Lakhs) and not charged to Statement of Profit and Loss.
- In respect of above matters, no additional provision is considered necessary as the Company expects favourable outcome. Further it is not possible for the Company to estimate the timing and amounts of further cash outflows, if any, in respect of these matters.
- The Code on Social Security 2020 has been notified in the Official Gazette on 29th September, 2020, which could impact the contributions by the Company towards certain employment benefits. However, the date from which the Code will come into effect has not been notified. The Company will assess and give appropriate impact in the financial statements in the period in which the Code comes into effect.

38. Capital Commitments

Estimated amount of contracts remaining to be executed on capital account and not provided for (net of advances) ₹ 71,722.66 Lakhs (as at 31st March, 2023: ₹ 56,321.06 Lakhs).

39. Segment information

Information reported to the Chief Operating Decision Maker (CODM) for the purpose of resource allocation and assessment of segment performance focuses on single business segment of 'Chemicals' comprising of Bulk Chemicals, Fluorochemicals & Fluoropolymer. Electricity generated by captive power plant is consumed in chemical business and not sold outside. Hence, the Company is having only one reportable business segment under Ind AS 108 on "Operating segment". The information is further analysed based on the different classes of products.

Notes to the Standalone Financial Statements

for the year ended 31st March, 2024

39. Segment information (Contd.)

39.1 Breakup of revenue from operations

a) Product-wise breakup

(₹ in Lakhs)

Particulars	Year ended 31 st March, 2024	Year ended 31 st March, 2023
i) Sale of products		
Bulk Chemicals (Caustic Soda, Chloroform, Methylene Di Chloride, Carbon Tetrachloride (CTC) etc.)	68,878.00	1,08,529.04
Fluorochemicals (Fluorospeciality and Refrigerants etc.)	1,01,942.67	1,51,823.34
Fluoropolymer (PTFE, Micro Powders, PVDF, FEP, FKM, PPA etc.)	2,22,501.31	2,92,872.20
	3,93,321.98	5,53,224.58
ii) Other operating revenue		
Export incentives	6,133.80	5,984.37
Sale of scrap	1,088.02	1,404.02
Carbon credits	245.37	275.50
Others	1,425.98	1,309.50
	8,893.17	8,973.39
Total revenue from operations	4,02,215.15	5,62,197.97

b) Geographical breakup

(₹ in Lakhs)

Particulars	Year ended 31 st March, 2024	Year ended 31 st March, 2023
India	1,77,028.88	2,27,933.59
Europe	88,338.40	1,13,124.61
USA	76,866.14	1,52,534.44
Rest of the world	59,981.73	68,605.33
Total	4,02,215.15	5,62,197.97

39.2 Information about major customers

There is no single external customer who contributed more than 10% to the Company's revenue during the financial years 2023-2024 and 2022-2023.

40. Earnings per share

Particulars	Year ended 31 st March, 2024	Year ended 31 st March, 2023
Profit for the year (₹ in Lakhs)	41,874.99	1,35,560.53
Weighted average number of equity shares used in calculation of basic and diluted EPS (Nos.)	10,98,50,000	10,98,50,000
Nominal value of each share (in ₹)	1.00	1.00
Basic and diluted earnings per share (in ₹)	38.12	123.41

Notes to the Standalone Financial Statements

for the year ended 31st March, 2024

41. The particulars of dues to micro and small enterprises (MSME) under Micro, Small and Medium Enterprises Development Act, 2006 (MSMED Act, 2006)

(₹ in Lakhs)

Particulars	As at 31 st March, 2024	As at 31 st March, 2023
Principal amount due to suppliers under MSMED Act, 2006 at the year end		
Trade payable	5,238.39	803.72
Payable towards capital expenditure	3,794.06	241.96
Interest accrued and due to suppliers under MSMED Act, 2006 on the above amount, unpaid at the year end	8.44	32.65
Payment made to suppliers (other than interest) beyond the appointed date during the year	2,668.35	3,093.49
Interest paid to suppliers under MSMED Act, 2006 (Sec 16) during the year	-	-
Interest due and payable to suppliers under MSMED Act for payments already made	333.41	148.74
Interest accrued and not paid to suppliers under MSMED Act, 2006 up to the year end	341.85	181.39

The above information has been disclosed in respect of parties which have been identified on the basis of the information available with the Company.

42. Leases

A. Company as a lessee

- The Company's significant leasing arrangements are in respect of leasehold lands. The Company has also taken certain plant & equipment and commercial premises on lease.
- Particulars of right-of-use assets and lease liabilities.

i. Carrying value of right-of-use assets by class of underlying assets

(₹ in Lakhs)

Particulars	Land-leasehold	Plant and Equipment	Buildings	Total
I. Gross Block				
Balance as at 1st April, 2022	4,460.55	44.30	20.94	4,525.79
Additions	4,892.06	450.62	215.24	5,557.92
Balance as at 31st March, 2023	9,352.61	494.92	236.18	10,083.71
Additions	366.41	46.81	137.58	550.80
Deductions	-	(44.30)	(39.65)	(83.95)
Balance as at 31st March, 2024	9,719.02	497.43	334.11	10,550.56
II. Accumulated depreciation				
Balance as at 1st April, 2022	151.71	28.48	9.85	190.04
Depreciation for the year	62.88	58.02	59.50	180.40
Balance as at 31st March, 2023	214.59	86.50	69.35	370.44
Depreciation for the year	101.37	58.67	116.53	276.57
Eliminated on disposal of assets	-	(44.30)	(39.65)	(83.95)
Balance as at 31st March, 2024	315.96	100.87	146.23	563.06

Notes to the Standalone Financial Statements

for the year ended 31st March, 2024

42. Leases (Contd.)

(₹ in Lakhs)

Particulars	Land-leasehold	Plant and Equipment	Buildings	Total
III. Net carrying amount				
As at 31 st March, 2023	9,138.02	408.42	166.83	9,713.27
As at 31st March, 2024	9,403.06	396.56	187.88	9,987.50

Note:

- See Note 52(a), for title deeds of Leasehold Land not held in name of the Company.
- The Company has not revalued its right-of-use assets.

ii. Movement in lease liability during year ended

(₹ in Lakhs)

Particulars	As at 31 st March, 2024	As at 31 st March, 2023
Balance at the beginning of the year	601.38	30.31
Addition during the year	184.39	665.87
Interest on lease liabilities	61.29	55.88
Payment of lease liabilities	(218.13)	(150.68)
Balance at the end of the year	628.93	601.38

iii. Contractual maturities of lease liabilities as at reporting date on an undiscounted basis

(₹ in Lakhs)

Particulars	As at 31 st March, 2024	As at 31 st March, 2023
Maturity analysis - contractual undiscounted cash flows		
Less than one year	205.06	188.09
One to five years	443.60	383.25
More than five years	171.51	247.34
Total undiscounted lease liabilities	820.17	818.68

iv. Amount recognised in statement of profit and loss

(₹ in Lakhs)

Particulars	Year ended 31 st March, 2024	Year ended 31 st March, 2023
Interest on lease liabilities	61.29	55.88
Included in rent, lease rentals and hire charges expenses: expense relating to short-term leases	449.44	352.99

v. Amounts recognised in the statement of cash flows

(₹ in Lakhs)

Particulars	Year ended 31 st March, 2024	Year ended 31 st March, 2023
Total cash outflow for leases	218.13	150.68

Notes to the Standalone Financial Statements

for the year ended 31st March, 2024

42. Leases (Contd.)

B. Company as a lessor

a) Operating lease for Investment Property

Operating leases relate to investment property, with lease terms between 11 to 60 months and are usually renewable by mutual consent. All operating lease contracts contain market review clauses in the event that the lessee exercises its option to renew. Lessee does not have an option to purchase the property at the expiry of the lease period.

Future minimum rentals receivable under non-cancellable operating leases as at 31st March, are as follows:

(₹ in Lakhs)

Particulars	As at 31 st March, 2024	As at 31 st March, 2023
Less than one year	346.56	346.56
One to five years	548.72	895.28
Total	895.28	1,241.84

b) Other operating Lease

Other lease pertains to operating lease for leasehold land with one of the subsidiary companies with lease terms of 20 years. Future minimum rentals receivable under non-cancellable operating leases as at 31st March, are as follows:

(₹ in Lakhs)

Particulars	As at 31 st March, 2024	As at 31 st March, 2023
Less than one year	60.00	60.00
One to five years	240.00	240.00
More than five years	780.00	840.00
Total	1,080.00	1,140.00

43. Employee benefits

(a) Defined Contribution Plans

The Company contributes to the Government managed provident & pension fund for all qualifying employees. Contribution to Provident fund of ₹ 1,357.30 Lakhs (as at 31st March, 2023: ₹ 1,154.53 Lakhs) is recognised as an expense and included in 'Contribution to Provident & Other funds' in the Statement of Profit and Loss and ₹ 266.04 Lakhs (as at 31st March, 2023: ₹ 187.43 Lakhs) is included in pre-operative expenses.

(b) Defined Benefit Plans

The Company has defined benefit plan for payment of gratuity to all qualifying employees. It is governed by the payment of Gratuity Act, 1972. Under this Act, an employee who has completed five years of service is entitled to the specified benefit. The level of benefits provided depends on the employee's length of services and salary at retirement age. The Company's defined benefit plan is unfunded. There are no other post retirement benefits provided by the Company.

The most recent actuarial valuation of the present value of the defined benefit obligation was carried out as at 31st March, 2024 by Mr. Charan Gupta, fellow member of the Institute of the Actuaries of India. The present value of the defined benefit obligation, the related current service cost and past service cost, were measured using the projected unit credit method.

Notes to the Standalone Financial Statements

for the year ended 31st March, 2024

43. Employee Benefits (Contd.)

(i) Movement in the present value of the defined benefit obligation are as follows:

Particulars	(₹ in Lakhs)	
	As at 31 st March, 2024	As at 31 st March, 2023
Present value of defined benefit obligation as at beginning of the year	3,616.80	2,923.67
Current service cost	569.17	451.72
Interest cost	266.92	209.04
Actuarial (gains)/losses on obligation:		
a) arising from changes in financial assumptions	48.54	(57.88)
b) arising from experience adjustments	181.91	236.01
Benefits paid	(170.51)	(145.76)
Present value of defined benefit obligation as at end of the year	4,512.83	3,616.80

(ii) Components of amount recognised in profit or loss and other comprehensive income are as under :

Particulars	(₹ in Lakhs)	
	Year ended 31 st March, 2024	Year ended 31 st March, 2023
Current service cost	569.17	451.72
Interest cost	266.92	209.04
Less: amount included in pre-operative expenses	(158.75)	(72.17)
Amount recognised in profit or loss	677.34	588.59
Actuarial (gains)/losses:		
a) arising from changes in financial assumptions	48.54	(57.88)
b) arising from experience adjustments	181.91	236.01
Amount recognised in other comprehensive income	230.45	178.13
Total	907.79	766.72

(iii) The principal assumptions used for the purposes of the actuarial valuation of gratuity are as follows.

Particulars	(₹ in Lakhs)	
	As at 31 st March, 2024	As at 31 st March, 2023
Discount rate	7.22%	7.38%
Expected rate of salary increase	8.00%	8.00%
Employee attrition rate	5.00%	5.00%
Mortality	IALM (2012-14) Ultimate Mortality Table	

Estimates of future salary increases considered in actuarial valuation take account of inflation, seniority, promotion and other relevant factors such as supply and demand in the employment market.

This plan typically expose the Company to actuarial risks such as interest rate risk and salary risk.

- Interest risk: a decrease in the bond interest rate will increase the plan liability.
- Salary risk: the present value of the defined benefit plan liability is calculated by reference to the future salaries of plan participants. As such, a variation in the expected rate of salary increase of the plan participants will change the plan liability.

(iv) Sensitivity Analysis

Significant actuarial assumptions for the determination of defined obligation are discount rate and expected salary increase. The sensitivity analysis below have been determined based on reasonably possible changes of the respective assumptions occurring at the end of the reporting period, while holding all other assumptions constant.

Notes to the Standalone Financial Statements

for the year ended 31st March, 2024

43. Employee Benefits (Contd.)

(₹ in Lakhs)

Impact on Present Value of defined benefit obligation	(₹ in Lakhs)	
	As at 31 st March, 2024	As at 31 st March, 2023
If discount rate increased by 1%	(303.53)	(244.27)
If discount rate decreased by 1%	327.22	269.87
If salary escalation rate increased by 1%	323.22	262.98
If salary escalation rate decreased by 1%	(302.77)	(246.43)

The sensitivity analysis presented above may not be representative of the actual change in the defined benefit obligation as it is unlikely that the change in assumption would occur in isolation of one another as some of the assumptions may be correlated.

Furthermore, in presenting the above sensitivity analysis, the present value of the defined benefit obligation has been calculated using the projected unit credit method at the end of the reporting period, which is the same as that applied in calculating the defined benefit obligation liability recognised in the balance sheet.

(v) Expected contribution to the defined benefit plan in future years

(₹ in Lakhs)

Particulars	(₹ in Lakhs)	
	As at 31 st March, 2024	As at 31 st March, 2023
Expected outflow in 1 st year	554.62	836.44
Expected outflow in 2 nd year	268.47	266.67
Expected outflow in 3 rd year	287.72	220.80
Expected outflow in 4 th year	251.06	228.51
Expected outflow in 5 th year	265.58	189.98
Expected outflow in 6 th year and onwards	2,885.38	1,874.40

The average duration of the defined benefits plan obligation at the end of the reporting period is 12.79 years (as at 31st March, 2023: 12.98 years)

(c) Other short term and long term employment benefits

Annual leave and short term leave

The liability towards compensated absences (annual and short term leave) for the year ended 31st March, 2024 based on actuarial valuation carried out by using Projected unit credit method resulted in increase in liability by ₹ 350.89 Lakhs (as at 31st March, 2023: ₹ 282.78 Lakhs), which is included in the employee benefits in the Statement of Profit and Loss.

The principal assumptions used for the purposes of the actuarial valuations were as follows:

Particulars	(₹ in Lakhs)	
	As at 31 st March, 2024	As at 31 st March, 2023
Discount rate	7.22%	7.38%
Expected rate of salary increase	8.00%	8.00%
Employee attrition rate	5.00%	5.00%
Mortality	IALM (2012-14) Ultimate Mortality Table	

Notes to the Standalone Financial Statements

for the year ended 31st March, 2024

44. Financial instruments

44.1 Capital management

The Company manages its capital structure with a view that it will be able to continue as going concern while maximising the return to stakeholders through the optimisation of the debt and equity balance.

The capital structure of the Company consists of net debt and total equity of the Company. The Company is not subject to any externally imposed capital requirement. The Company has complied with the financial covenants in respect of its borrowings.

The Company's risk management committee reviews the capital structure of the Company. As part of this review, the committee considers the cost of capital and risk associated with each class of capital.

44.1.1 The gearing ratio at the end of the reporting period was as follows:

(₹ in Lakhs)

Particulars	As at 31 st March, 2024	As at 31 st March, 2023
Total debt	1,98,535.42	1,45,254.83
Cash & bank balances	(1,154.72)	(1,201.85)
Net debt	1,97,380.70	1,44,052.98
Total equity	5,92,270.28	5,52,764.74
Net debt to equity ratio (in times)	0.33	0.26

Notes:

- Debt is defined as non-current borrowings, current borrowings, current maturities of non-current borrowings and interest accrued thereon (Note 19 and 23), and excludes lease liabilities.
- Cash and bank balances include cash & cash equivalents (Note 15) and other bank balances (Note 16) (excluding margin money deposits & fixed deposits kept as security and balance in unclaimed dividend account).

44.2 Categories of financial instruments

(₹ in Lakhs)

Particulars	As at 31 st March, 2024	As at 31 st March, 2023
a) Financial assets		
Measured at fair value through profit or loss (FVTPL)		
(a) Mandatorily measured as at FVTPL		
(i) Investments in venture capital funds	-	17.15
Sub-total	-	17.15
Measured at amortised cost		
(a) Cash and bank balances	17,606.70	14,511.38
(b) Other financial assets at amortised cost		
(i) Trade receivables	1,25,027.92	1,45,259.98
(ii) Loans	9,385.59	4,421.65
(iii) Others	40,196.70	41,983.82
Sub-total	1,92,216.91	2,06,176.83
Total financial assets	1,92,216.91	2,06,193.98

Notes to the Standalone Financial Statements

for the year ended 31st March, 2024

44. Financial instruments (Contd.)

(₹ in Lakhs)

Particulars	As at 31 st March, 2024	As at 31 st March, 2023
b) Financial liabilities		
Measured at amortised cost		
(a) Borrowings	1,98,535.42	1,45,254.83
(b) Lease liabilities	628.93	601.38
(c) Trade payables	55,935.67	67,267.44
(d) Other financial liabilities	24,598.69	19,893.37
Sub-total	2,79,698.71	2,33,017.02
Total Financial liabilities	2,79,698.71	2,33,017.02

The carrying amount reflected above represents the Company's maximum exposure to credit risk for such financial assets.

44.3 Financial risk management

The Company's financial assets comprise mainly of loans, cash and cash equivalents, other balances with banks, trade receivables and other receivables and financial liabilities comprise mainly of borrowings, trade payables, other payables and lease liabilities.

The Company's corporate finance function provides services to the business, coordinates access to financial market, monitors and manages the financial risks relating to the operations of the Company through internal risk reports which analyse exposures by degree and magnitude of the risk. These risks include market risk (including currency risk, interest rate risk and other price risk), credit risk and liquidity risk. The Company doesn't enter into or trade, financial instruments including derivative financial instruments for speculative purpose. The Board of directors of the Company has taken all necessary actions to mitigate the financial risks identified on the basis of information and situation present.

44.4 Market risk

Market risk is the risk that the fair value of future cash flows of a financial instrument will fluctuate because of changes in market prices. Market risk comprises three types of risks : interest rate risk, currency risk and other price risk. The Company's activities expose it primarily to the financial risks of changes in foreign currency exchange rates and interest rates. Financial instruments affected by market risk include borrowings, investments, trade payables and trade receivables.

44.5 Foreign currency risk management

Foreign currency risk is the risk that the fair value or future cash flows of an exposure will fluctuate due to changes in foreign exchange rates. The Company is subject to the risk that changes in foreign currency values impact the Company's export revenues, imports of material/capital goods, services/royalty and borrowings etc. Exchange rate exposures are managed within approved policy parameters by entering into foreign currency forward contracts, options and swaps, as and when required.

The aim of the Company's approach to management of currency risk is to leave the Company with minimum residual risk, after considering the net foreign currency exposure.

Notes to the Standalone Financial Statements

for the year ended 31st March, 2024

44. Financial instruments (Contd.)

The carrying amount of unhedged foreign currency denominated monetary assets and monetary liabilities at the end of the reporting period are as follow:

(₹ in Lakhs)

Particulars	As at 31 st March, 2024	As at 31 st March, 2023
Liabilities		
USD	56,133.77	54,150.44
Euro	28,998.53	27,741.30
Others	139.48	15.80
Assets		
USD	69,073.53	74,118.01
Euro	28,706.18	29,849.20
Others	772.85	534.67

44.5.1 Foreign currency sensitivity analysis

The Company is mainly exposed to foreign exchange risk arising from currency exposures, with respect to US Dollar and Euro.

The following table details the Company's sensitivity to a 10% increase and decrease in INR against the relevant foreign currencies. 10% is the sensitivity rate used when reporting foreign currency risk internally to key management personnel and represents management's assessment of the reasonably possible change in foreign exchange rates. The sensitivity analysis includes unhedged external borrowings, payables, receivables and loans in currency other than the functional currency of the Company.

A 10% strengthening of the INR against key currencies to which the Company is exposed would have led to additional impact in the Statement of Profit and Loss. A 10% weakening of the INR against these currencies would have led to an equal but opposite effect.

(₹ in Lakhs)

USD impact (net of taxes)	As at 31 st March, 2024	As at 31 st March, 2023
Impact on profit or loss for the year	968.31	1,494.21
Impact on total equity as at the end of the reporting period	968.31	1,494.21

(₹ in Lakhs)

Euro impact (net of taxes)	As at 31 st March, 2024	As at 31 st March, 2023
Impact on profit or loss for the year	21.88	157.74
Impact on total equity as at the end of the reporting period	21.88	157.74

44.6 Interest rate risk management

Interest rate risk refers to the possibility that the fair value or future cash flows of a financial instrument will fluctuate because of changes in market interest rate. The Company is exposed to interest rate risk through the impact of rate changes on interest-bearing liabilities. The Company manages its interest rate risk by monitoring the movements in the market interest rates closely. Hedging activities are also evaluated regularly to align with interest rate views and defined risk appetite, ensuring the most cost-effective hedging strategies are applied.

The Company is exposed to interest rate risk mainly on account of its borrowings, which have both fixed and floating interest rates. Bank cash credit facilities, certain short-term rupee loans and short-term foreign currency borrowings carry a floating rate of interest. The risk is managed by the Company by maintaining an appropriate mix between fixed and floating-rate borrowings. The financial assets i.e., bank fixed deposits are at a fixed rate of interest.

Notes to the Standalone Financial Statements

for the year ended 31st March, 2024

44. Financial instruments (Contd.)

44.6.1 Interest rate sensitivity analysis

The sensitivity analysis below has been determined based on the exposure to floating interest rates at the end of the reporting year for non-current borrowings. For floating rate borrowings, the analysis is prepared assuming that the amount of the liability at the end of the reporting year was outstanding for the whole year. If interest rates had been 50 basis points higher or lower and all other variables were held constant, the Company's profit/loss for the year ended 31st March, 2024 would decrease/increase by ₹ 146.70 Lakhs (net of tax) (for the year ended 31st March, 2023, decrease /increase by ₹ 51.62 Lakhs (net of tax)).

44.7 Other price risks

Other price risk is the risk that the fair value of a financial instrument will fluctuate due to changes in market traded price. Other price risk arises from financial assets such as investments in quoted equity instruments and mutual funds. The Company does not have any quoted equity instrument and mutual funds as at end of the reporting period. Further, equity investments in subsidiaries and joint venture are held for strategic rather than trading purposes and the Company does not actively trade these investments. Thus, the exposure to risk of changes in market rate is minimal.

44.8 Credit risk management

Credit risk refers to risk that a counterparty will default on its contractual obligations resulting in financial loss to the Company. Credit risk arises primarily from financial assets such as trade receivables, balances with banks, loans and other receivables.

a) Trade receivables

Credit risk arising from trade receivables is managed in accordance with the Company's established policy, procedures and control relating to customer credit risk management. The average credit period on sales of products is less than 90 days. The concentration of credit risk is limited due to the fact that the customer base is large and diverse. There is no external customer representing more than 10% of the total balance of trade receivables. All trade receivables are reviewed and assessed for default on a quarterly basis.

For external trade receivables, as a practical expedient, the Company computes credit loss allowance based on a provision matrix. The provision matrix is prepared based on historically observed default rates over the expected life of trade receivables and is adjusted for forward-looking estimates. The provision matrix at the end of the reporting period is as follows:

Ageing	Expected Credit Loss (%)
Less than 6 Months	0.05%
6 Months to 1 Year	1.00%
1-2 Years	2.00%
2-3 Years	3.00%
> 3 years	5.00%

Movement in the expected credit loss allowance

(₹ in Lakhs)

Particulars	As at 31 st March, 2024	As at 31 st March, 2023
Balance at the beginning of the year	59.65	47.19
Movement in expected credit loss allowance	(5.80)	12.46
Balance at the end of the year	53.85	59.65

Notes to the Standalone Financial Statements

for the year ended 31st March, 2024

44. Financial instruments (Contd.)

b) Loans and other receivables

The Company applies Expected Credit Losses (ECL) model for measurement and recognition of loss allowance on the loans given by the Company to the external party. ECL is the difference between all contractual cash flows that are due to the Company in accordance with the contract and all the cash flows that the Company expects to receive (i.e., all cash shortfalls), discounted at the effective interest rate.

The Company determines if there has been a significant increase in credit risk of the financial asset since initial recognition. If the credit risk of such assets has not increased significantly, an amount equal to 12-month ECL is measured and recognised as loss allowance. However, if credit risk has increased significantly, an amount equal to lifetime ECL is measured and recognised as loss allowance.

12-month ECL are a portion of the lifetime ECL which result from default events that are possible within 12 months from the reporting date. Lifetime ECL are the expected credit losses resulting from all possible default events over the expected life of a financial asset.

ECL are measured in a manner that they reflect unbiased and probability weighted amounts determined by a range of outcomes, taking into account the time value of money and other reasonable information available as a result of past events, current conditions and forecasts of future economic conditions.

ECL impairment loss allowance (or reversal) recognised during the period is recognised as expense/income in the Statement of Profit and Loss under the head 'Other expenses'/'Other income'.

c) Other financial assets

Credit risk arising from balances with banks is limited because the counterparties are reputed banks.

44.9 Liquidity risk management

Ultimate responsibility for liquidity risk management rests with the committee of Board of Directors for operations, which has established an appropriate liquidity risk management framework for the management of the Company's short, medium and long-term funding and liquidity management requirements. The Company manages liquidity risk by maintaining adequate reserves, banking facilities and reserve borrowing facilities, by continuously monitoring forecast and actual cash flows, and by matching the maturity profiles of financial assets and liabilities.

44.9.1 Liquidity and interest risk table

The following table details the remaining contractual maturity for its financial liabilities with agreed repayment periods from the reporting date to the contractual maturity date. The amounts disclosed in the table are the contractual undiscounted cash flows.

(₹ in Lakhs)

Particulars	Less than 1 year	1 to 5 years	5 years and above	Total
As at 31st March, 2024				
Borrowings	1,61,847.08	22,782.09	13,906.25	1,98,535.42
Trade payables	55,935.67	-	-	55,935.67
Security deposits	221.78	-	-	221.78
Other payables	24,376.91	-	-	24,376.91
Total	2,42,381.44	22,782.09	13,906.25	2,79,069.78
As at 31st March, 2023				
Borrowings	1,27,950.89	17,303.94	-	1,45,254.83
Trade payables	67,267.44	-	-	67,267.44
Security deposits	508.52	-	-	508.52
Other payables	19,384.85	-	-	19,384.85
Total	2,15,111.70	17,303.94	-	2,32,415.64

Particulars of contractual maturities in respect of lease liabilities is as per Note 42.

Notes to the Standalone Financial Statements

for the year ended 31st March, 2024

44. Financial instruments (Contd.)

44.10 Fair value measurements

This note provides information about how the Company determines fair values of various financial assets and financial liabilities.

44.10.1 Fair Value of the Company's financial assets and financial liabilities that are measured at fair value on a recurring basis.

Financial Assets	Fair Value as at		Fair Value hierarchy	Valuation technique(s) and key input(s)	Significant unobservable input(s)	Relationship of unobservable inputs to fair value
	31 st March, 2024	31 st March, 2023				
Investment in Venture Capital Funds (Note 9(c) & 9(d))	Nil	Investments in units of Venture Capital Fund: aggregate fair value of ₹ 17.15 Lakhs	Level 3	Net asset approach - in this approach value per unit of investment is derived by dividing net assets of Venture Capital Fund with total no. of units issued by Venture Capital Fund	Net assets of Venture Capital Fund, taking into account all assets and liabilities as reported in the financials of Venture Capital Fund.	A significant change in the Net assets in isolation would result in significant change in the fair value of investment in Venture Capital Fund.

During the year, there were no transfers between Level 1 and Level 2.

44.10.2 Fair Value of financial assets and financial liabilities that are not measured at fair value (but fair value disclosures are required)

The carrying amount of financial assets and financial liabilities measured at amortised cost in the financial statements are a reasonable approximation of their fair values since the Company does not anticipate that the carrying amounts would be significantly different from the values that would eventually be received or settled.

45. Related party disclosures

(A) Where control exists :

Ultimate controlling party

Mr. V. K. Jain

Holding company

Inox Leasing and Finance Limited

Subsidiary companies

Gujarat Fluorochemicals Americas LLC, U.S.A. (GFL Americas LLC)

Gujarat Fluorochemicals GmbH, Germany (GFL GmbH, Germany)

Gujarat Fluorochemicals Singapore Pte. Limited

GFL GM Fluorspar SA - wholly-owned subsidiary of GFL Singapore Pte. Limited

Gujarat Fluorochemicals FZE

GFCL EV Products Limited

GFCL Solar and Green Hydrogen Products Limited

IGREL Mahidad Limited (incorporated on 14th March, 2024)

GFCL EV Products Americas LLC - wholly-owned subsidiary of GFCL EV Products Limited (incorporated on 28th February, 2024)

Notes to the Standalone Financial Statements

for the year ended 31st March, 2024

45. Related party disclosures (Contd.)

(B) Other related parties with whom there are transactions during the year :

a) Key Management Personnel

i) Executive directors

Mr. V. K. Jain (Managing Director)
Mr. Bir Kapoor (Deputy Managing Director w.e.f. 3rd November, 2023)
Mr. Sanath Kumar Muppurala
Mr. Niraj Kishore Agnihotri
Mr. Jay Shah (w.e.f. 1st November, 2022)
Mr. Sanjay Borwankar (upto 31st October, 2022)

ii) Non-executive directors

Mr. D. K. Jain
Mr. Shailendra Swarup
Mr. Shanti Prashad Jain
Mr. Chandra Prakash Jain
Mr. Om Prakash Lohia
Ms. Vanita Bhargava

b) Fellow subsidiaries upto 25th July, 2023 and subsequently reclassified as enterprises over which a Key Management Personnel, or his relatives, have control/significant influence w.e.f. 26th July, 2023.

Inox Wind Energy Limited	Vuelta Wind Energy Private Limited
Inox Wind Limited	Tempest Wind Energy Private Limited
Waft Renergy Private Limited	Ravapar Wind Energy Private Limited
Resco Global Wind Services Private Limited	Nani Virani Wind Energy Private Limited
Inox Green Energy Services Limited	Vibhav Energy Private Limited
Haroda Wind Energy Private Limited	Vasuprada Renewables Private Limited
Khatiyu Wind Energy Private Limited	Vigodi Wind Energy Private Limited
Aliento Wind Energy Private Limited	Wind Four Renergy Private Limited
Flurry Wind Energy Private Limited	Suswind Power Private Limited
Flutter Wind Energy Private Limited	Ripudaman Urja Private Limited

c) Associates of Inox Green Energy Services Limited

Wind One Renergy Private Limited (upto 7th October, 2022)
Wind Two Renergy Private Limited (upto 30th July, 2022)
Wind Five Renergy Private Limited (upto 7th October, 2022)
Wind Three Renergy Private Limited (upto 7th October, 2022)

d) Enterprises over which a Key Management Personnel, or his relatives, have control/significant influence

Devansh Gases Private Limited
Inox Air Products Private Limited
Inox India Limited (upto 14th July, 2022)
Inox Leisure Limited (upto 31st December, 2022)
Refron Valves Private Limited
Swarup & Company

Notes to the Standalone Financial Statements

for the year ended 31st March, 2024

45. Related party disclosures (Contd.)

Fellow subsidiaries upto 25th July, 2023, now reclassified as Enterprises over which a Key Management Personnel, or his relatives, have control/significant influence w.e.f. 26th July, 2023.

Inox Wind Energy Limited	Ravapar Wind Energy Private Limited
Inox Wind Limited	Nani Virani Wind Energy Private Limited
Waft Renergy Private Limited	Aliento Wind Energy Private Limited
Resco Global Wind Services Private Limited	Flurry Wind Energy Private Limited
Inox Green Energy Services Limited	Flutter Wind Energy Private Limited
Haroda Wind Energy Private Limited	Vibhav Energy Private Limited
Khatiyu Wind Energy Private Limited	Wind Four Renergy Private Limited
Vigodi Wind Energy Private Limited	Vuelta Wind Energy Private Limited
Vasuprada Renewables Private Limited	Tempest Wind Energy Private Limited
Suswind Power Private Limited	Ripudaman Urja Private Limited

Notes to the Standalone Financial Statements

for the year ended 31st March, 2024

45. Related party disclosures (Contd.)

Particulars of transactions

Particulars	Subsidiary Companies		Fellow Subsidiary companies and their associates		Key Management Personnel		Enterprises over which KMP or his relatives have control/ significant influence		Total	
	2023-24	2022-23	2023-24	2022-23	2023-24	2022-23	2023-24	2022-23	2023-24	2022-23
A) Transactions during the year										
Sale of goods										
Inox Air Products Private Limited										
GFL Americas LLC	48,404.10	79,168.81					0.67	0.67	0.67	0.67
GFL GmbH, Germany	43,157.19	56,040.07							48,404.10	79,168.81
Gujarat Fluorochemicals FZE	2,671.82	-							43,157.19	56,040.07
Refron Valves Private Limited	761.26	-					0.06	0.12	2,671.82	-
GFCL EV Products Limited	94,994.37	1,35,208.88					0.73	0.79	0.06	0.12
Total	149,690.70	1,80,417.76					1.46	1.58	761.26	1,35,209.67
Sales return										
GFL Americas LLC	590.17	107.14							590.17	107.14
GFL GmbH, Germany	-	3.21							-	3.21
Total	590.17	110.35							590.17	110.35
Miscellaneous Income										
Inox Green Energy Services Limited										
Gujarat Fluorochemicals FZE	6.00	-				2.50			-	2.50
GFCL EV Products Limited	34.74	-							6.00	-
Total	40.74	-				2.50			34.74	-
Royalty Income										
Gujarat Fluorochemicals FZE	187.20	-							187.20	-
Total	187.20	-							187.20	-
Purchase of assets										
Inox India Limited										
Inox Air Products Private Limited										
Inox Wind Limited										
Inox Green Energy Services Limited										
Total	-	-							28,480.04	163.00
									53.00	41.57
									28,480.04	-
									53.00	-
Total	28,533.04	204.57							28,533.04	204.57

Notes to the Standalone Financial Statements

for the year ended 31st March, 2024

Particulars	Subsidiary Companies		Fellow Subsidiary companies and their associates		Key Management Personnel		Enterprises over which KMP or his relatives have control/ significant influence		Total	
	2023-24	2022-23	2023-24	2022-23	2023-24	2022-23	2023-24	2022-23	2023-24	2022-23
Sale of assets										
Gujarat Fluorochemicals FZE	4,023.90	-							4,023.90	-
Total	4,023.90	-							4,023.90	-
Purchase of goods										
Inox Air Products Private Limited										
Inox India Limited										
Refron Valves Private Limited										
GFCL EV Products Limited	132.59	-								
GFL GM Fluorspar SA	1,822.07	-							1,822.07	-
GFL GmbH, Germany	645.78	116.67							645.78	116.67
GFL Americas LLC	9,759.87	1,680.80							9,759.87	1,680.80
Total	12,360.31	1,797.47							14,704.69	6,504.20
Purchase of services, installation & commissioning										
Resco Global Wind Services Private Limited										
Inox Air Products Private Limited										
Total	-	-							615.76	-
Purchase of movie tickets										
Inox Leisure Limited										
Total	-	-							-	14.28
Advances given towards purchases of goods										
GFL GM Fluorspar SA	2,093.01	-							0.03	3.05
Total	2,093.01	-							615.79	3.05
Advances given towards purchase of goods received back										
GFL GM Fluorspar SA	-	1,103.66							-	14.28
Total	-	1,103.66							-	14.28

Notes to the Standalone Financial Statements

for the year ended 31st March, 2024

Particulars	Subsidiary Companies		Fellow Subsidiary companies and their associates		Key Management Personnel		Enterprises over which KMP or his relatives have control/ significant influence		Total	
	2023-24	2022-23	2023-24	2022-23	2023-24	2022-23	2023-24	2022-23	2023-24	2022-23
	(₹ in Lakhs)									
Capital advances received back										
Inox Wind Limited			-	50,519.70			6,879.00	-	6,879.00	50,519.70
Resco Global Wind Services Private Limited			-	11,850.30					-	11,850.30
Total			-	62,370.00			6,879.00	-	6,879.00	62,370.00
Interest income (on capital advances)										
Inox Wind Limited			-	4,133.54			1,144.79	-	1,144.79	4,133.54
Resco Global Wind Services Private Limited			-	976.15			367.40	-	367.40	976.15
Total			-	5,109.69			1,512.19	-	1,512.19	5,109.69
Interest income (on inter-corporate deposit)										
GFCL EV Products Limited	24.53	552.41								552.41
GFCL Solar and Green Hydrogen Products Limited	60.18	20.29								20.29
Gujarat Fluorochemicals FZE	71.59	41.09								41.09
Total	156.30	613.79								613.79
Guarantee commission income										
Inox Green Energy Services Limited			-	468.89			343.38	-	343.38	468.89
Inox Wind Limited			-	982.89			919.84	-	919.84	982.89
Resco Global Wind Services Private Limited			-	434.10			582.22	-	582.22	434.10
GFL GM Fluorpar SA	13.26	16.97								16.97
GFCL EV Products Limited	23.74	-								23.74
Total	37.00	16.97	-	1,885.88			1,845.44	-	1,882.44	1,902.85

Notes to the Standalone Financial Statements

for the year ended 31st March, 2024

Particulars	Subsidiary Companies		Fellow Subsidiary companies and their associates		Key Management Personnel		Enterprises over which KMP or his relatives have control/ significant influence		Total	
	2023-24	2022-23	2023-24	2022-23	2023-24	2022-23	2023-24	2022-23	2023-24	2022-23
	(₹ in Lakhs)									
Guarantees/securities given										
GFCL EV Products Limited	2,343.96	2,470.54							2,343.96	2,470.54
Inox Green Energy Services Limited			-	20,916.00					-	20,916.00
Inox Wind Limited			-	45,792.88			70,470.52	-	70,470.52	45,792.88
Resco Global Wind Services Private Limited			-	86,253.00			40,018.61	-	40,018.61	86,253.00
Total	2,343.96	2,470.54	-	1,52,961.88			1,10,489.13	-	1,12,833.09	1,55,432.42
Guarantees/securities extinguished/exposure reduced										
GFL GM Fluorpar SA	391.90	264.67							391.90	264.67
GFCL EV Products Limited	1,846.36	-					9,510.25	-	1,846.36	-
Inox Green Energy Services Limited			-	62,984.75			66,011.31	-	9,510.25	62,984.75
Inox Wind Limited			-	43,183.44			50,703.50	-	66,011.31	43,183.44
Resco Global Wind Services Private Limited			-	56,296.00				-	50,703.50	56,296.00
Total	2,238.26	264.67	-	1,62,464.19			1,26,225.06	-	1,28,463.32	1,62,728.86
Share application money paid										
Gujarat Fluorochemicals FZE	-	1,403.01							-	1,403.01
Total	-	1,403.01							-	1,403.01
Equity shares subscribed										
Gujarat Fluorochemicals Singapore Pte. Limited	-	2,055.39							-	2,055.39
Gujarat Fluorochemicals FZE	6,466.56	-							6,466.56	-
GFCL EV Products Limited	31,452.85	39,298.81							31,452.85	39,298.81
IGREL Mahidad Limited	0.99	-							0.99	-
Total	37,920.40	41,354.20							37,920.40	41,354.20

Notes to the Standalone Financial Statements

for the year ended 31st March, 2024

Particulars	Subsidiary Companies		Fellow Subsidiary companies and their associates		Key Management Personnel		Enterprises over which KMP or his relatives have control/ significant influence		Total
	2023-24	2022-23	2023-24	2022-23	2023-24	2022-23	2023-24	2022-23	
Inter corporate deposits/ shareholder's loan given									
GFCL EV Products Limited	4,500.00	12,050.00							12,050.00
GFCL Solar and Green Hydrogen Products Limited	300.00	630.00							630.00
Gujarat Fluorochemicals FZE	-	977.77							977.77
Total	4,800.00	13,657.77							13,657.77
Inter corporate deposits repaid									
GFCL EV Products Limited	-	15,550.00							15,550.00
Total	-	15,550.00							15,550.00
Reimbursement of expenses (paid)/payments made on behalf of the Company									
GFL Americas LLC	589.03	30.81							30.81
GFL GmbH, Germany	1,067.70	1,529.91							1,529.91
GFCL EV Products Limited	-	18.10							18.10
Gujarat Fluorochemicals FZE	4.43	-					7.32	7.32	4.43
Devansh Gases Private Limited					11.97	11.97			7.32
Mr. D. K. Jain					11.97	11.97			11.97
Total	1,661.16	1,578.82					7.32	7.32	1,598.11
Reimbursement of expenses (received)/ payments made on behalf by the Company									
Inox Wind Limited							13.97	-	46.14
Inox Air Products Private Limited							-	3.35	3.35
GFL GmbH, Germany	13.00	24.67							24.67
GFL Americas LLC	2.72	0.21							0.21
Inox Green Energy Services Limited	46.65	1.44							183.52
Gujarat Fluorochemicals FZE									1.44
GFCL EV Products Limited	285.40	338.85							338.85

Notes to the Standalone Financial Statements

for the year ended 31st March, 2024

Particulars	Subsidiary Companies		Fellow Subsidiary companies and their associates		Key Management Personnel		Enterprises over which KMP or his relatives have control/ significant influence		Total
	2023-24	2022-23	2023-24	2022-23	2023-24	2022-23	2023-24	2022-23	
GFCL Solar and Green Hydrogen Products Limited	-	1.86							1.86
IGREL Mahidad Limited	0.55	-							0.55
Total	348.32	367.03					13.97	3.35	362.29
Rent received									
Inox Air Products Private Limited									
Inox Wind Limited							72.39	8.72	8.72
GFCL EV Products Limited	61.56	61.56							72.39
GFCL Solar and Green Hydrogen Products Limited	12.24	1.56							61.56
Inox Green Energy Services Limited							12.02	-	12.02
Others							3.17	-	3.61
Total	73.80	63.12					87.58	8.72	159.86
Rent paid									
Devansh Gases Private Limited							33.50	33.00	33.00
Mr. D. K. Jain					55.20	62.26			62.26
Total					55.20	62.26	33.50	33.00	95.26
O&M charges & lease rents paid									
Inox Air Products Private Limited							234.03	234.46	234.46
Inox Green Energy Services Limited							635.85	-	569.96
Total							869.88	234.46	804.42
Professional fees paid									
Swarup & Co.							60.00	50.00	50.00
Total							60.00	50.00	50.00

The above amounts are exclusive of duties and taxes, wherever applicable.

Notes to the Standalone Financial Statements

for the year ended 31st March, 2024

45. Related party disclosures (Contd.)

Particulars of amounts outstanding as at 31st March, 2024

Particulars	Subsidiary Companies		Fellow Subsidiary companies and their associates		Enterprises over which KMP or their relatives have control/ significant influence		Total	
	2023-24	2022-23	2023-24	2022-23	2023-24	2022-23	2023-24	2022-23
	(₹ in Lakhs)							
Amounts payable								
Trade/other payables								
GFL Americas LLC	7,175.87	385.06					7,175.87	385.06
GFL GmbH, Germany	3,206.15	1,634.95					3,206.15	1,634.95
GFCL EV Products Limited	156.32	-					156.32	-
IGREL Mahidad Limited	0.99	-					0.99	-
Inox India Limited						524.53		524.53
Inox Air Products Private Limited					99.13	360.48	99.13	360.48
Refron Valves Private Limited					1.06	-	1.06	-
Inox Green Energy Services Limited				243.62	220.80	-	220.80	243.62
Inox Wind Limited					7,983.77	-	7,983.77	-
Resco Global Wind Services Private Limited					692.68	-	692.68	-
Total	10,539.33	2,020.01	-	243.62	8,997.44	885.01	19,536.77	3,148.64
Amounts receivable								
a) Trade/other receivables								
GFL Americas LLC	38,850.53	36,188.57					38,850.53	36,188.57
GFL GmbH, Germany	21,048.53	22,425.51					21,048.53	22,425.51
Inox Green Energy Services Limited				1,028.64	1,405.41	-	1,405.41	1,028.64
GFL GM Fluorspar SA	329.97	316.72					329.97	316.72
Inox Wind Limited				23,122.79	22,837.22	-	22,837.22	23,122.79
Inox Wind Energy Limited				33.91	34.69	-	34.69	33.91
Resco Global Wind Services Private Limited				6,324.47	7,232.43	-	7,232.43	6,324.47

Notes to the Standalone Financial Statements

for the year ended 31st March, 2024

Particulars	Subsidiary Companies		Fellow Subsidiary companies and their associates		Enterprises over which KMP or their relatives have control/ significant influence		Total	
	2023-24	2022-23	2023-24	2022-23	2023-24	2022-23	2023-24	2022-23
	(₹ in Lakhs)							
Gujarat Fluorochemicals FZE	2,361.09	9.45					2,361.09	9.45
GFCL EV Products Limited	1,307.09	409.20					1,307.09	409.20
GFCL Solar and Green Hydrogen Products Limited	17.01	3.79					17.01	3.79
IGREL Mahidad Limited	0.55	-					0.55	-
Others				19.34	22.30	-	22.30	19.34
Total	63,914.77	59,353.24	-	30,529.15	31,532.05	-	95,446.82	89,882.39
b) Advances for purchase of goods								
GFL GM Fluorspar SA	1,022.96	677.15					1,022.96	677.15
Total	1,022.96	677.15	-	-	-	-	1,022.96	677.15
c) Advances for purchase of assets								
Inox Wind Limited				20,511.32	-	-	-	20,511.32
Resco Global Wind Services Private Limited				4,898.68	4,898.68	-	4,898.68	4,898.68
Total	-	-	-	25,410.00	4,898.68	-	4,898.68	25,410.00
d) Inter-corporate deposits/ shareholder's loan given								
GFCL EV Products Limited	4,500.00	-					4,500.00	-
GFCL Solar and Green Hydrogen Products Limited	930.00	630.00					930.00	630.00
Gujarat Fluorochemicals FZE	1,022.78	1,007.30					1,022.78	1,007.30
Total	6,452.78	1,637.30	-	-	-	-	6,452.78	1,637.30

Particulars	Subsidiary Companies		Fellow Subsidiary companies and their associates		Enterprises over which KMP or their relatives have control/ significant influence		Total	
	2023-24	2022-23	2023-24	2022-23	2023-24	2022-23	2023-24	2022-23
e) Interest accrued on inter-corporate deposit / shareholder's loan given								
GFCL EV Products Limited	22.08	-					22.08	-
GFCL Solar and Green Hydrogen Products Limited	72.43	18.26					72.43	18.26
Gujarat Fluorochemicals FZE	113.31	41.09					113.31	41.09
Total	207.82	59.35					207.82	59.35
f) Guarantees/securities								
GFL GM Fluorspar SA	1,033.09	1,424.99					1,033.09	1,424.99
GFCL EV Products Limited	2,968.14	2,470.54					2,968.14	2,470.54
Inox Green Energy Services Limited	-	14,060.25			4,550.00		-	14,060.25
Inox Wind Limited	-	89,557.44			94,016.65		-	89,557.44
Resco Global Wind Services Private Limited	-	69,430.00			58,745.11		-	69,430.00
Total	4,001.23	3,895.53			1,57,311.76		1,61,312.99	1,76,943.22

Notes to the Standalone Financial Statements

for the year ended 31st March, 2024

45. Related party disclosures (Contd.)

Compensation paid to Key Management Personnel is as under :

Particulars	(₹ in Lakhs)	
	2023-24	2022-23
(i) Remuneration paid:		
Mr. V. K. Jain	1,822.38	4,275.85
Mr. D. K. Jain (see Note (d) below)	572.23	1,891.30
Mr. Bir Kapoor (Deputy Managing Director w.e.f. 3 rd November, 2023)	128.32	-
Mr. Sanath Kumar Muppirla	153.07	129.37
Mr. Sanjay Borwankar (upto 31 st October, 2022)	-	69.08
Mr. Niraj Kishore Agnihotri	171.55	151.85
Mr. Jay Shah (w.e.f. 1 st November, 2022)	109.63	35.75
Total	2,957.18	6,553.20
(ii) Directors' sitting fees paid	19.50	20.00

The remuneration of directors and Key Management Personnel (KMP) is determined by the Nomination and Remuneration Committee having regard to the performance of individuals and market trends. As the liabilities for the defined benefit plans and other long term benefits are provided on actuarial basis for the Company, the amount pertaining to KMP are not included above. Contribution to Provident Fund (defined contribution plan) is ₹ 57.41 Lakhs (previous year ₹ 36.26 Lakhs) included in the amount of remuneration reported above.

Notes:

- Sales, purchases, royalty and service transactions with related parties are made at arm's length price.
- Amounts outstanding are unsecured and will be settled in cash or receipts of goods and services.
- No expense has been recognised for the year ended 31st March, 2024 and 31st March, 2023 for bad or doubtful trade receivables in respect of amounts owed by related parties.
- Payment of commission to Mr. D. K. Jain, a non-executive director, requires approval of the shareholders in the ensuing Annual General Meeting as per the requirements of SEBI (Listing Obligations and Disclosure Requirements), Regulations, 2015.

46. Payments to auditor

Particulars	(₹ in Lakhs)	
	Year ended 31 st March, 2024	Year ended 31 st March, 2023
As Statutory auditor	58.50	54.50
Audit of foreign subsidiary companies	12.00	12.00
Reports under Income Tax Act, 1961	21.50	19.50
For taxation matters	4.00	5.00
Certification	1.00	1.00
Total	97.00	92.00

Note: All amounts are exclusive of goods and services tax.

Notes to the Standalone Financial Statements

for the year ended 31st March, 2024

47. (a) Disclosure as required under Securities and Exchange Board of India (Listing Obligations and Disclosure Requirements) Regulations, 2015

(₹ in Lakhs)

Particulars	As at 31 st March, 2024	As at 31 st March, 2023
GFCL EV Products Limited		
Amount of inter-corporate deposits at the year end	4,500.00	-
Maximum balance during the year	4,500.00	14,750.00
Investment by the loanee in the shares of the Company	-	-
GFCL Solar and Green Hydrogen Products Limited		
Amount of inter-corporate deposits at the year end	930.00	630.00
Maximum balance during the year	930.00	630.00
Investment by the loanee in the shares of the Company	-	-
Gujarat Fluorochemicals FZE		
Amount of shareholder loan at the year end	1,022.78	1,007.30
Maximum balance during the year	1,022.78	1,007.30
Investment by the loanee in the shares of the Company	-	-

(b) Disclosure required under section 186(4) of the Companies Act, 2013

A) In respect of related parties:

- The inter-corporate deposits outstanding ₹ 4,500 Lakhs (as at 31st March, 2023: Nil) to GFCL EV Products Limited are unsecured and given for business purpose. The inter-corporate deposits are repayable after 2 years from the respective date of deposits and carry interest @ 7.50% p.a.
- The inter-corporate deposits outstanding of ₹ 930 Lakhs (as at 31st March, 2023: 630 Lakhs) to GFCL Solar and Green Hydrogen Products Limited are unsecured and given for business purpose. The inter-corporate deposits are repayable after 2 years from the respective date of deposits and carry interest @ 7.50% p.a.
- The inter-corporate deposits outstanding of ₹ 1,022.78 Lakhs (as at 31st March, 2023: 1,007.30 Lakhs) to Gujarat Fluorochemicals FZE are unsecured and given for business purpose. The inter-corporate deposits are repayable on demand and carry interest @ 7.00% p.a.
- For details of Investments made - see Note 9
- For Corporate guarantees/securities given by the Company - see Note 45

B) Inter-corporate deposits to others:

(₹ in Lakhs)

Name of the party	Rate of Interest	Amount outstanding	
		As at 31 st March, 2024	As at 31 st March, 2023
Castle Suppliers Private Limited	10.00%	2,725.00	2,725.00

Note:

- The above inter-corporate deposit is given for general business purposes and is repayable at call.
- Inter-corporate deposit given to Wearit Global Limited had been written off in the previous year.
- During the year ended 31st March, 2023, the Company had given an inter-corporate deposit of ₹ 500.00 Lakhs to Sharda Tradelinks Private Limited for general business purposes and carried interest at 15.00% p.a. The inter-corporate deposit was repaid during the previous year.

Notes to the Standalone Financial Statements

for the year ended 31st March, 2024

48. On 16th December, 2021, there was a fire at the Company's MPP Unit-2 plant at Ranjitnagar site in Gujarat. In this incident certain property, plant and equipment, inventory and other assets were damaged. The Company is adequately insured for the damaged facilities and also for loss of profits due to business interruption. The Company, on the basis of valid insurance contracts, had lodged claims with the Insurance Company. The survey and loss assessment by the Insurance Company is currently ongoing.

The Company had recognised a total amount of ₹ 7,021.30 Lakhs towards insurance claim lodged in earlier years which includes net book value of the damaged assets (including property, plant and equipment and inventories) and towards loss of profits due to business interruption. During the year ended 31st March, 2023, the Company had received an interim payment of ₹ 1,897.67 Lakhs from the insurance company. During the current year, the Company has also realised ₹ 347.69 Lakhs from sale of related scrap and the carrying amount of insurance claim lodged as at 31st March, 2024 is ₹ 4,775.94 Lakhs is included in "Other current financial assets" in the balance sheet. Differences, if any, will be recognised upon the final settlement of such claim.

49. Assets held for sale

During the year ended 31st March, 2023, asset held for sale was in respect of an office building, which has been sold in current year.

50. Corporate Social Responsibility (CSR)

The gross amount required to be spent by the Company during the year towards CSR is ₹ 2,212.82 Lakhs (year ended 31st March, 2023: ₹ 1,256.38 Lakhs)

(₹ in Lakhs)

Sr. No.	Particulars	Year ended 31 st March, 2024	Year ended 31 st March, 2023
1	Balance excess spent at the beginning of the year	89.63	483.72
2	Amount required to be spent during the year	2,212.82	1,256.38
3	Amount spent during the year		
	(i) Construction/acquisition of any fixed assets	-	-
	(ii) On purposes other than (i) above (See Note below)	2,123.19	862.29
4	Balance (unspent)/excess spent at the end of the year	-	89.63
5	Details of related party transactions	Nil	Nil
6	Provision is made with respect to a liability entering into a contractual obligation	Nil	Nil
7	Nature of CSR activities undertaken:	Rural Development projects, Promoting healthcare and Preventive health care, Eradicating hunger and poverty, Promoting education, Animal welfare, Agriculture allied activities etc.	

Note: Includes ₹ 1,211.79 Lakhs of Corporate Social Responsibility (CSR) expense related to ongoing projects as at 31st March, 2024 (31st March, 2023: ₹ Nil), which is transferred to a special account designated as "Gujarat Fluorochemicals Limited Unspent CSR Account for 2023-24" ("UCSRA - 2023-24") of the Company within 30 days from the end of the financial year.

Notes to the Standalone Financial Statements

for the year ended 31st March, 2024

51. Ratios

Sr. No.	Name of the Ratio	Numerator	Denominator	Year ended 31 st March, 2024	Year ended 31 st March, 2023	% Variance	Reason for variance of more than 25%
1	Current ratio (in times)	Total current assets	Total current liabilities	1.37	1.52	(9.79%)	Not applicable
2	Debt-equity ratio (in times)	Total debt (including lease liabilities)	Shareholder's equity	0.34	0.26	27.44%	On account of increase in non-current borrowings.
3	Debt service coverage ratio (in times)	Earnings available for debt service = Net profit after taxes + finance cost + depreciation and amortisation	Gross Interest and lease payments + Principal repayment of long-term borrowings	3.29	2.52	30.48%	On account of increase in non-current borrowings.
4	Return on equity (ROE) (in %)	Net profit after taxes	Average shareholder's equity	7.31%	27.82%	(73.71%)	On account of substantial decrease in earnings.
5	Inventory turnover ratio (in times)	Net credit sales	Average inventory	3.39	5.84	(42.03%)	On account of decrease in sales.
6	Trade receivables turnover ratio (in times)	Net credit sales	Average trade receivables	2.91	4.81	(39.52%)	On account of decrease in sales.
7	Trade payable turnover ratio (in times)	Purchases of goods / services and other expenses	Average trade payables	4.69	6.19	(24.15%)	Not applicable
8	Net capital turnover ratio (in times)	Net Sales	Average working capital (Inventories+Trade receivables -Trade payables)	2.07	3.66	(43.32%)	On account of decrease in sales.
9	Net profit ratio (in %)	Net profit after taxes	Net Sales	10.65%	24.50%	(56.55%)	On account of sales price and volume reduction due to overall slowdown in chemical sector.
10	Return on capital employed (ROCE) (in %)	Profit before tax and finance cost	Capital employed = tangible net worth + total debt (including lease liabilities) + Deferred tax liabilities	8.41%	26.72%	(68.51%)	On account of substantial decrease in earnings.
11	Return on investment (ROI) (in %)	Income generated from investments	Weighted average investments	(10.50%)	3.92%	(368.01%)	On account of loss on sale of venture capital fund during the year and gain on sale of mutual fund in the previous year.

Notes to the Standalone Financial Statements

for the year ended 31st March, 2024

52. Additional disclosures/regulatory information as required by Schedule III to the Companies Act, 2013

a) Title deeds of Immovable Properties not held in name of the Company :

The title deeds in respect of immovable properties (other than properties where the Company is the lessee and the lease agreements are duly executed in favour of the lessee) are held in the name of the Company, except as under :

Sr. No.	Line item in the Balance Sheet	Description of property	Gross carrying value (₹ in Lakhs)	Held in name of	Whether promoter, director or their relative or employee	Property held since which date	Reason for not being held in the name of the Company (*)
1	Property, plant and equipment	Building located at Noida, Uttar Pradesh (on Leasehold land)	733.92	GFL Limited	No	1 st April, 2019	This property is transferred and vested with the Company on demerger as per the Scheme of Arrangement and is in the process of being registered in the name of the Company.
2	Investment property	Building located at Noida, Uttar Pradesh (on Leasehold land)	473.81	GFL Limited	No	1 st April, 2019	
3	Right-of-use assets	Leasehold land at Noida, Uttar Pradesh	314.69	GFL Limited	No	1 st April, 2019	

(*) There are no disputes in respect of the title for above immovable properties.

b) Details of benami property held

No proceedings have been initiated or are pending against the Company for holding any benami property under the Benami Transactions (Prohibition) Act, 1988 (45 of 1988) and the Rules made thereunder.

c) Compliance with number of layers of companies

The Company is in compliance with the number of layers prescribed under clause (87) of section 2 of the Companies Act, 2013 read with the Companies (Restriction on number of Layers) Rules, 2017.

d) Compliance with approved Scheme(s) of Arrangements

There is no Scheme of Arrangements that has been approved by the Competent Authority in terms of sections 230 to 237 of the Companies Act, 2013.

e) Undisclosed income

There is no income surrendered or disclosed as income during the current or preceding year in the tax assessments under the Income Tax Act, 1961 (such as, search or survey or any other relevant provisions of the Income Tax Act, 1961), that has not been recorded in the books of account.

f) Details of Crypto Currency or Virtual Currency

The Company has not traded or invested in crypto currency or virtual currency during the financial year.

g) Utilisation of Borrowed funds and share premium

The Company has not advanced or loaned or invested funds (either borrowed funds or share premium or any other sources or kind of funds) to any other person or entity, including foreign entities ("Intermediaries") with the understanding (whether recorded in writing or otherwise) that the Intermediary shall, whether, directly or indirectly lend or invest in other persons/ entities identified in any manner whatsoever by or on behalf of the Company ('ultimate beneficiaries') or provide any guarantee, security or the like on behalf of the Ultimate Beneficiaries other than investments made aggregating to Nil (previous year ₹ 2055.39 Lakhs) in Gujarat Fluorochemicals Singapore Pte. Limited, wholly-owned subsidiary, in the ordinary course of business and in keeping with the applicable regulatory requirements for onward funding to a step-down subsidiary of the Company, GFL GM Fluorspar SA (a wholly-

Notes to the Standalone Financial Statements

for the year ended 31st March, 2024

52. Additional disclosures/regulatory information as required by Schedule III to the Companies Act, 2013 (Contd.)

owned subsidiary of Gujarat Fluorochemicals Singapore Pte. Limited), towards meeting its business requirements. Accordingly, no further disclosures in this regard are required.

The Company has not received any fund from any person(s) or entity(ies), including foreign entities ("Funding Party"), with the understanding, whether recorded in writing or otherwise, that the Company shall, directly or indirectly, lend or invest in other persons or entities identified in any manner whatsoever by or on behalf of the Funding Party ("Ultimate Beneficiaries") or provide any guarantee, security or the like on behalf of the Ultimate Beneficiaries.

h) In case of borrowings from banks or financial institutions

i) Utilisation of borrowed funds

At the balance sheet date, the Company has used the borrowings from banks and financial institutions for the specific purpose for which it was taken.

ii) Security of current assets against borrowings

The Company does not have any borrowings from banks on the basis of security of current assets.

iii) Wilful defaulter

The Company is not declared wilful defaulter by any bank or financial institution or other lender.

iv) Registration of charges or satisfaction with Registrar of Companies

There are no charges or satisfaction of charges that are yet to be registered with Registrar of Companies beyond the statutory period.

i) Loans and advances granted to related party

The Company has not granted any loans or advances in the nature of loans without specifying any terms or period of repayment either severally or jointly with any other person. The Company has granted loans repayable on demand and the details are as under :

Type of Borrower	Amount of loan or advance in the nature of loan outstanding (₹ in Lakhs)		Percentage to the total Loans and Advances in the nature of loans (%)	
	As at 31 st March, 2024	As at 31 st March, 2023	As at 31 st March, 2024	As at 31 st March, 2023
Related Parties (see Note 45)	1,022.78	1,007.30	11.14%	23.09%

j) Relationship with Struck-off Companies

(i) Details of struck-off companies with whom the Company has transaction during the year or outstanding balances:

Sr. No.	Name of Struck - Off Company	Nature of transactions with struck-off Company	Balance as at 31 st March, 2024 (₹ in Lakhs)	Balance as at 31 st March, 2023 (₹ in Lakhs)	Relationship with the Struck-off Company
1	Dreams Broking Private Limited	Unclaimed dividend	*	*	None
2	Kamla Holdings Private Limited	Unclaimed dividend	0.32	0.24	None
3	Meghna Finance and Investment Private Limited	Unclaimed dividend	0.19	0.14	None

(*) amount less than ₹ 0.01 Lakh

Notes to the Standalone Financial Statements

for the year ended 31st March, 2024

52. Additional disclosures/regulatory information as required by Schedule III to the Companies Act, 2013 (Contd.)

(ii) Below struck-off companies are shareholders holding equity shares of the Company as on the Balance Sheet date:

Sr. No.	Name of Struck-Off Company	Nature of transactions with struck-off Company	Relationship with the Struck-off Company
1	Dreams Broking Private Limited	Shares held by struck-off company	None
2	Kamla Holdings Private Limited	Shares held by struck-off company	None
3	Meghna Finance and Investment Private Limited	Shares held by struck-off company	None

As per our report of even date attached

For PATANKAR & ASSOCIATES

Chartered Accountants

Firm's Reg. No: 107628W

SANDESH S MALANI

Partner

Mem No: 110051

Place: Pune

Dated: 6th May, 2024

For GUJARAT FLUOROchemicals LIMITED

D. K. JAIN

Chairman

DIN: 00029782

Place: Noida

MANOJ AGRAWAL

Chief Financial Officer

Place: Noida

Dated: 6th May, 2024

V. K. JAIN

Managing Director

DIN: 00029968

Place: Noida

B. V. DESAI

Company Secretary

Place: Vadodara

Consolidated Financial Statements

Independent Auditor's Report

To the members of Gujarat Fluorochemicals Limited

Report on the Audit of the Consolidated Financial Statements

Opinion

We have audited the accompanying consolidated financial statements of **Gujarat Fluorochemicals Limited** ("the Holding Company"), and its subsidiaries (the Holding Company and its subsidiaries together referred to as the "Group"), and jointly controlled entity which comprise the Consolidated Balance Sheet as at 31st March, 2024, the Consolidated Statement of Profit and Loss (including Other Comprehensive Income), the Consolidated Statement of Changes in Equity and the Consolidated Statement of Cash Flows for the year then ended, and notes to the consolidated financial statements, including a summary of material accounting policies and other explanatory information ("the consolidated financial statements").

In our opinion and to the best of our information and according to the explanations given to us, the aforesaid consolidated financial statements give the information required by the Companies Act, 2013 ("Act") in the manner so required and give a true and fair view in conformity with the Indian Accounting Standards prescribed under section 133 of the Act, read with the Companies (Indian Accounting Standards) Rules, 2015 ("Ind AS") and other accounting principles generally accepted in India, of the consolidated state of affairs of the Group and its jointly controlled entity as at 31st March, 2024, its profit and total comprehensive income, consolidated statement of changes in equity and consolidated cash flows for the year ended on that date.

Basis for Opinion

We conducted our audit in accordance with the Standards on Auditing (SAs) specified under section 143(10) of the Act. Our responsibilities under those Standards are further described in the Auditor's Responsibilities for the Audit of the Consolidated Financial Statements section of our report. We are independent of the Group and its jointly controlled entity in accordance with the Code of Ethics issued by the Institute of Chartered Accountants of India, and we have fulfilled our ethical responsibilities in accordance with the provisions of the Act. We believe that the audit evidence we have obtained is sufficient and appropriate to provide a basis for our opinion on the consolidated financial statements.

Emphasis of Matter

Commission of ₹ 572.23 Lakhs to a non-executive director requires approval of the shareholders in the ensuing Annual General Meeting of the Holding Company as per the requirements of SEBI (Listing Obligations and Disclosure Requirements), Regulations. Our report is not modified in respect of this matter.

Key Audit Matters

Key audit matters are those matters that, in our professional judgment, were of most significance in our audit of the consolidated financial statements of the current period. We have determined that there are no key audit matters to communicate in our report.

Information Other than the consolidated Financial Statements and Auditor's Report Thereon

The Holding Company's Board of Directors is responsible for the preparation of the other information. The other information comprises the information included in Annual Report, for example, Board's Report, including Annexures to Board's Report, Management Discussion and Analysis, Business Responsibility Report, Corporate Governance etc., but does not include the consolidated financial statements and our auditor's report thereon. The Board's Report, including Annexures to Board's Report, Management Discussion and Analysis, Business Responsibility Report, and Corporate Governance etc. is expected to be made available to us after the date of this auditor's report.

Our opinion on the consolidated financial statements does not cover the other information and we will not express any form of assurance conclusion thereon.

In connection with our audit of the consolidated financial statements, our responsibility is to read the other information identified above when it becomes available and, in doing so, consider whether the other information is materially inconsistent with the consolidated financial statements or our knowledge obtained in the audit or otherwise appears to be materially misstated.

When we read the Board's Report, including Annexures including Annexures to Board's Report, Management Discussion and Analysis, Business Responsibility Report, Corporate Governance etc., if we conclude that there

Independent Auditor's Report

is a material misstatement therein, we are required to communicate the matter to those charged with governance and take necessary actions as per the applicable laws and regulations.

Other Matter

- 1) We did not audit the financial statements of one subsidiary whose financial statements reflect total assets of ₹ 1.00 Lakhs as at 31st March, 2024, total revenues of ₹ Nil, total net loss after tax and total comprehensive loss of ₹ 0.55 Lakhs and net cash inflows amounting to ₹ Nil for the period ended on that date, as considered in the consolidated financial statements. These financial statements have been audited by other auditor whose report has been furnished to us by the Management and our opinion on the consolidated financial statements, in so far as it relates to the amounts and disclosures included in respect of this subsidiary and our report in terms of sub-sections (3) and (11) of Section 143 of the Act, in so far as it relates to the aforesaid subsidiary is based solely on the report of the other auditor. Our opinion on the consolidated financial statements, and our report on Other Legal and Regulatory Requirements below, is not modified in respect of the above matter with respect to our reliance on the work done and the report of the other auditor.
- 2) We did not audit the financial statements of one jointly controlled entity, whose unaudited financial statements reflects Group's share of net loss of ₹ 0.25 Lakhs for the year ended 31st March, 2024, as considered in the consolidated financial statements. These financial statements are unaudited and have been furnished to us by the management and our opinion on the consolidated financial statements, in so far as it relates to the amounts and disclosures included in respect of this jointly controlled entity, and our report in terms of sub-sections (3) and (11) of Section 143 of the Act in so far as it relates to the aforesaid jointly controlled entity, is based solely on such unaudited financial statements. In our opinion and according to the information and explanations given to us by the Management, these financial statements are not material to the Group. Our report on the consolidated financial statements is not modified in respect of this matter.

Responsibilities of Management and Those Charged with Governance for the Consolidated Financial Statements

The Holding Company's Board of Directors is responsible for the matters stated in section 134(5) with respect to the preparation of these consolidated financial statements in terms of the requirements of the Act that give a true and fair view of the consolidated financial position, consolidated financial performance including other comprehensive income, consolidated statement of changes in equity and consolidated statement of cash flows of the Group including its jointly controlled entity in accordance with the accounting principles generally accepted in India, including the Accounting Standards (Ind AS) prescribed under Section 133 of the Act.

The respective Board of Directors and Management of the companies included in the Group and its jointly controlled entity are responsible for maintenance of adequate accounting records in accordance with the provisions of the Act for safeguarding the assets of respective entity and for preventing and detecting frauds and other irregularities; selection and application of appropriate accounting policies; making judgements and estimates that are reasonable and prudent; and design, implementation and maintenance of adequate internal financial controls, that were operating effectively for ensuring the accuracy and completeness of the accounting records, relevant to the preparation and presentation of the consolidated financial statements that give a true and fair view and are free from material misstatement, whether due to fraud or error, which have been used for the purpose of preparation of the consolidated financial statements by the Board of Directors of the Holding Company, as aforesaid.

In preparing the consolidated financial statements, the respective Board of Directors and Management of the companies included in the Group and its jointly controlled entity are responsible for assessing the ability of respective entity to continue as a going concern, disclosing, as applicable, matters related to going concern and using the going concern basis of accounting unless the respective Board of Directors and Management either intends to liquidate their respective entities or to cease operations, or has no realistic alternative but to do so.

The respective Board of Directors and Management of the companies included in the Group and its jointly controlled entity are responsible for overseeing the financial reporting process of the Group and its jointly controlled entity.

Independent Auditor's Report

Auditor's Responsibilities for the Audit of the Consolidated Financial Statements

Our objectives are to obtain reasonable assurance about whether the consolidated financial statements as a whole are free from material misstatement, whether due to fraud or error, and to issue an auditor's report that includes our opinion. Reasonable assurance is a high level of assurance, but is not a guarantee that an audit conducted in accordance with SAs will always detect a material misstatement when it exists. Misstatements can arise from fraud or error and are considered material if, individually or in the aggregate, they could reasonably be expected to influence the economic decisions of users taken on the basis of these consolidated financial statements.

As part of an audit in accordance with SAs, we exercise professional judgement and maintain professional skepticism throughout the audit. We also:

- Identify and assess the risks of material misstatement of the consolidated financial statements, whether due to fraud or error, design and perform audit procedures responsive to those risks, and obtain audit evidence that is sufficient and appropriate to provide a basis for our opinion. The risk of not detecting a material misstatement resulting from fraud is higher than for one resulting from error, as fraud may involve collusion, forgery, intentional omissions, misrepresentations, or the override of internal control.
- Obtain an understanding of internal control relevant to the audit in order to design audit procedures that are appropriate in the circumstances. Under section 143(3) (i) of the Act, we are also responsible for expressing our opinion on whether the Holding Company has adequate internal financial controls with system in place and the operating effectiveness of such controls based on our audit.
- Evaluate the appropriateness of accounting policies used and the reasonableness of accounting estimates and related disclosures made by management.
- Conclude on the appropriateness of management's use of the going concern basis of accounting and, based on the audit evidence obtained, whether a material uncertainty exists related to events or conditions that may cast significant doubt on the Group's and its

jointly controlled entity's ability to continue as a going concern. If we conclude that a material uncertainty exists, we are required to draw attention in our auditor's report to the related disclosures in the financial statements or, if such disclosures are inadequate, to modify our opinion. Our conclusions are based on the audit evidence obtained up to the date of our auditor's report. However, future events or conditions may cause the Group and its jointly controlled entity to cease to continue as a going concern.

- Evaluate the overall presentation, structure and content of the consolidated financial statements, including the disclosures, and whether the consolidated financial statements represent the underlying transactions and events in a manner that achieves fair presentation.
- Obtain sufficient appropriate audit evidence regarding the financial information of the entities or business activities within the Group and its jointly controlled entity to express an opinion on the consolidated financial statements. We are responsible for the direction, supervision and performance of the audit of the financial statements of such entities included in the consolidated financial statements of which we are the independent auditors. For the other entity included in the consolidated financial statements, which have been audited by other auditor, such other auditor remains responsible for the direction, supervision and performance of the audit carried out by them. We remain solely responsible for our audit opinion.

We communicate with those charged with governance of the Holding Company and such other entities included in the consolidated financial statements of which we are the independent auditors regarding, among other matters, the planned scope and timing of the audit and significant audit findings, including any significant deficiencies in internal control that we identify during our audit.

We also provide those charged with governance with a statement that we have complied with relevant ethical requirements regarding independence, and to communicate with them all relationships and other matters that may reasonably be thought to bear on our independence, and where applicable, related safeguards.

Independent Auditor's Report

From the matters communicated with those charged with governance, we determine those matters that were of most significance in the audit of the consolidated financial statements of the current period and are therefore the key audit matters. We describe these matters in our auditor's report unless law or regulation precludes public disclosure about the matter or when, in extremely rare circumstances, we determine that a matter should not be communicated in our report because the adverse consequences of doing so would reasonably be expected to outweigh the public interest benefits of such communication.

Report on Other Legal and Regulatory Requirements

- 1) With respect to the matters specified in paragraphs 3(xxi) and 4 of the Companies (Auditor's Report) Order, 2020 (the "Order" or "CARO") issued by the Central Government in terms of Section 143(11) of the Act, to be included in the Auditor's report, we give in Annexure I, a statement on the matter specified in paragraph 3(xxi) of CARO 2020.
- 2) As required by Section 143(3) of the Act, we report that:
 - (a) We have sought and obtained all the information and explanations which to the best of our knowledge and belief were necessary for the purposes of our audit of the aforesaid consolidated financial statements.
 - (b) In our opinion, proper books of account as required by law relating to the preparation of the aforesaid consolidated financial statements have been kept so far as it appears from our examination of those books and the reports of the other auditors.
 - (c) The Consolidated Balance Sheet, the Consolidated Statement of Profit and Loss (including Other Comprehensive Income), the Consolidated Statement of Changes in Equity and the Consolidated Statement of Cash Flows dealt with by this Report are in agreement with the relevant books of account maintained for the purpose of preparation of the consolidated financial statements.
 - (d) In our opinion, the aforesaid consolidated financial statements comply with the Accounting Standards specified under Section 133 of the Act, read with Rule 7 of the Companies (Accounts) Rules, 2014.

- (e) On the basis of the written representations received from the directors of the Holding Company as on 31st March, 2024 taken on record by the Board of Directors of the Holding Company, and on the basis of reports of the independent auditor of its subsidiary companies, incorporated in India, none of the directors of the Holding Company and its subsidiary companies incorporated in India are disqualified as on 31st March, 2024 from being appointed as a director in terms of Section 164 (2) of the Act.
- (f) With respect to the adequacy of the internal financial controls with reference to consolidated financial statements and the operating effectiveness of such controls, refer to our separate Report in Annexure II, which is based on the auditors' reports of the Holding Company and its subsidiary companies incorporated in India. Our report expresses an unmodified opinion on the adequacy and operating effectiveness of internal financial controls with reference to Consolidated financial statements of those companies.
- (g) With respect to the other matters to be included in the Auditor's Report in accordance with the requirements of section 197(16) of the Act, in our opinion and to the best of our information and according to the explanations given to us, the remuneration paid by the Holding Company to its directors during the year is in accordance with the provisions of section 197 of the Act.
- (h) With respect to the other matters to be included in the Auditor's Report in accordance with Rule 11 of the Companies (Audit and Auditors) Rules, 2014 in our opinion and to the best of our information and according to the explanations given to us and based on the consideration of the report of the other auditor on separate financial statements of a subsidiary company as noted in the 'Other matter' paragraph:
 - i. The consolidated financial statements disclose the impact of pending litigations on the consolidated financial position of the Group;

Independent Auditor's Report

- ii. The Group and its jointly controlled entity did not have any material foreseeable losses on long-term contracts including derivative contracts;
- iii. There were no amounts which were required to be transferred to the Investor Education and Protection Fund by the Holding company and its subsidiary companies incorporated in India.
- iv. (a) The respective management of the Holding Company and its subsidiaries which are companies incorporated in India whose financial statements have been audited under the Act have represented to us that, to the best of their knowledge and belief, no funds have been advanced or loaned or invested (either from borrowed funds or share premium or any other sources or kind of funds) by the Holding Company or any of such subsidiaries to or in any other persons or entities, including foreign entities ("Intermediaries"), with the understanding, whether recorded in writing or otherwise, that the Intermediary shall, directly or indirectly lend or invest in other persons or entities identified in any manner whatsoever by or on behalf of the Holding Company or any of such subsidiaries ("Ultimate Beneficiaries") or provide any guarantee, security or the like on behalf of the Ultimate Beneficiaries;
- (b) The respective management of the Holding Company and its subsidiaries which are companies incorporated in India whose financial statements have been audited under the Act have represented to us that, to the best of their knowledge and belief, no funds have been received by the Holding company or any of such subsidiaries from any persons or entities, including

foreign entities ("Funding Parties"), with the understanding, whether recorded in writing or otherwise, that the Holding Company or any of such subsidiaries shall, directly or indirectly, lend or invest in other persons or entities identified in any manner whatsoever by or on behalf of the Funding Party ("Ultimate Beneficiaries") or provide any guarantee, security or the like on behalf of the Ultimate Beneficiaries; and

- (c) Based on the audit procedures that have been considered reasonable and appropriate in the circumstances performed by us, nothing has come to our notice that has caused us to believe that the representations under sub-clause (i) and (ii) of Rule 11(e), as provided under (a) and (b) above, contain any material misstatement.
- v. As stated in note 19.2 to the consolidated financial statements:
 - (a) The final dividend paid by the Holding Company during the year is in accordance with section 123 of the Act.
 - (b) The Board of Directors of the Holding Company has proposed final dividend for the year which is subject to the approval of the members at the ensuing Annual General Meeting. The dividend proposed is in accordance with section 123 of the Act to the extent it applies to declaration of dividend.

No dividend has been declared or paid during the year by subsidiaries which are companies incorporated in India.
- vi. Based on our examination which included test checks, and that performed by the respective auditors of the subsidiaries which are companies incorporated in India whose financial statements have been audited

Independent Auditor's Report

under the Act, except for the instance mentioned below, the holding company and its subsidiaries, has used an accounting software for maintaining its books of account which has a feature of recording audit trail (edit log) facility and the same has operated throughout the year for all relevant transactions recorded in the software.

In case of one of the subsidiary companies, the accounting software used for maintaining its books of account which has a feature of recording audit trail (edit log) was not activated/operated throughout the year. The said subsidiary is not material to the consolidated financial statements of the Group and is also having insignificant transactions.

Further, during the course of our audit, we and the respective auditors of the subsidiaries companies whose reports have

been furnished to us by the Management, have not come across any instance of audit trail feature being tampered with.

As proviso to Rule 3(1) of the Companies (Accounts) Rules, 2014 is applicable from 1 April 2023, reporting under Rule 11 (g) of the Companies (Audit and Auditors) Rules, 2014 on preservation of audit trail as per the statutory requirements for record retention is not applicable for the financial year ended 31 March 2024.

For PATANKAR & ASSOCIATES

Chartered Accountants
Firm's Registration No. 107628W

SANDESH S MALANI

Partner

Place: Pune
Date: 6th May, 2024

Membership No. 110051
UDIN: 24110051BKCUJZ7791

ANNEXURE I to Independent auditor's report to the members of Gujarat Fluorochemicals Limited on the consolidated financial statements for the year ended 31st March, 2024 - referred to in paragraph 1 under the heading "Report on Other Legal and Regulatory Requirements" of our report of even date.

(xxi) According to the information and explanations given to us, following companies incorporated in India and included in the consolidated financial statements, have certain remarks included in their reports under Companies (Auditor's Report) Order, 2020 ("CARO"):

Sr. No.	Name of the Entity	CIN	Holding Company/ Subsidiary/ Jointly controlled entity	Clause number of the CARO Report which is qualified or adverse
1	Gujarat Fluorochemicals Limited	L24304GJ2018PLC105479	Holding Company	Clause 3(i)(c) Clause 3(iii)(b)

The statutory audit report on the financial statements of Swarnim Gujarat Fluorspar Private Limited, a Jointly controlled entity, for the year ended 31st March, 2024 has not been issued until the date of this report. Accordingly, no comments for the said jointly controlled entity have been included for the purpose of reporting under this clause.

For PATANKAR & ASSOCIATES

Chartered Accountants
Firm's Registration No. 107628W

SANDESH S MALANI

Partner

Place: Pune
Date: 6th May, 2024

Membership No. 110051
UDIN: 24110051BKCUJZ7791

ANNEXURE II to Independent auditor's report to the members of Gujarat Fluorochemicals Limited on the consolidated financial statements for the year ended 31st March, 2024 – referred to in paragraph 2(f) under the heading "Report on Other Legal and Regulatory Requirements" of our report of even date.

Report on the Internal Financial Controls under Clause (i) of Sub-section 3 of Section 143 of the Companies Act, 2013 ("the Act")

In conjunction with our audit of the consolidated financial statements of Gujarat Fluorochemicals Limited ("the Holding Company") as of and for the year ended 31st March, 2024, we have audited the internal financial controls with reference to consolidated financial statements of the Holding Company and its subsidiary companies incorporated in India, as of that date.

Management's Responsibility for Internal Financial Controls

The respective Board of Directors of the Holding company and its subsidiary companies which are companies incorporated in India are responsible for establishing and maintaining internal financial controls based on the internal control over financial reporting criteria established by the respective companies considering the essential components of internal controls stated in the Guidance Note on Audit of Internal Financial Controls Over Financial Reporting (the "Guidance Note") issued by the Institute of Chartered Accountants of India ("the ICAI"). These responsibilities include the design, implementation and maintenance of adequate internal financial controls that were operating effectively for ensuring the orderly and efficient conduct of its business, including adherence to respective company's policies, the safeguarding of its assets, the prevention and detection of frauds and errors, the accuracy and completeness of the accounting records, and the timely preparation of reliable financial information, as required under the Act.

Auditor's Responsibility

Our responsibility is to express an opinion on the Holding Company's and its subsidiary companies' internal financial controls with reference to financial statements based on our audit. We conducted our audit in accordance with the Guidance Note and the Standards on Auditing, deemed to be prescribed under section 143(10) of the Act, to the extent applicable to an audit of internal financial controls, both applicable to an audit of Internal Financial Controls and, both issued by ICAI. Those Standards and the Guidance Note require that we comply with ethical requirements and plan and perform the audit to obtain reasonable assurance about whether adequate internal financial controls with reference to financial statements was established and maintained and if such controls operated effectively in all material respects.

Our audit involves performing procedures to obtain audit evidence about the adequacy of the internal financial controls system with reference to financial statements and their operating effectiveness.

Our audit of internal financial controls with reference to financial statements included obtaining an understanding of internal financial controls with reference to financial statements, assessing the risk that a material weakness exists, and testing and evaluating the design and operating effectiveness of internal control based on the assessed risk. The procedures selected depend on the auditor's judgement, including the assessment of the risks of material misstatement of the consolidated financial statements, whether due to fraud or error.

We believe that the audit evidence we have obtained is sufficient and appropriate to provide a basis for our audit opinion on the Holding Company's and its subsidiary companies' internal financial controls system with reference to financial statements.

Meaning of Internal Financial Controls with reference to Financial Statements

A company's internal financial controls with reference to financial statements is a process designed to provide reasonable assurance regarding the reliability of financial reporting and the preparation of financial statements for external purposes in accordance with generally accepted accounting principles. A company's internal financial controls with reference to financial statements include those policies and procedures that (1) pertain to the maintenance of records that, in reasonable detail, accurately and fairly reflect the transactions and dispositions of the assets of the company; (2) provide reasonable assurance that transactions are recorded as necessary to permit preparation of financial statements in accordance with generally accepted accounting principles, and that receipts and expenditures of the company are being made only in accordance with authorizations of management and directors of the company; and (3) provide reasonable assurance regarding prevention or timely detection of unauthorized acquisition, use, or disposition of the company's assets that could have a material effect on the financial statements.

Inherent Limitations of Internal Financial Controls with reference to Financial Statements

Because of the inherent limitations of internal financial controls with reference to financial statements, including the

ANNEXURE II to Independent auditor's report to the members of Gujarat Fluorochemicals Limited on the consolidated financial statements for the year ended 31st March, 2024 – referred to in paragraph 2(f) under the heading "Report on Other Legal and Regulatory Requirements" of our report of even date.

possibility of collusion or improper management override of controls, material misstatements due to error or fraud may occur and not be detected. Also, projections of any evaluation of the internal financial controls with reference to financial statements to future periods are subject to the risk that the internal financial controls with reference to financial statements may become inadequate because of changes in conditions, or that the degree of compliance with the policies or procedures may deteriorate.

Opinion

In our opinion, the Holding Company and its subsidiary companies incorporated in India, have, in all material respects, an adequate internal financial controls system with reference to financial statements and such internal financial controls with reference to financial statements

were operating effectively as at 31st March, 2024, based on the internal controls over financial reporting criteria established by the Holding Company and its subsidiary companies incorporated in India, considering the essential components of internal controls stated in the Guidance Note issued by ICAI.

For PATANKAR & ASSOCIATES
Chartered Accountants
Firm's Registration No. 107628W

SANDESH S MALANI
Partner

Place: Pune
Date: 6th May, 2024

Membership No. 110051
UDIN: 24110051BKCUJZ7791

Consolidated Balance Sheet

as at 31st March, 2024

Sr. No.	Particulars	Note No.	As at	
			31 st March, 2024	31 st March, 2023
(₹ in Lakhs)				
ASSETS				
(1) Non-current assets				
(a)	Property, plant and equipment	5	4,05,451.01	2,96,273.83
(b)	Capital work-in-progress	6	1,09,126.31	1,14,237.84
(c)	Right-of-use assets	43	19,240.80	12,910.30
(d)	Investment property	7	330.11	338.18
(e)	Intangible assets	8(a)	1,397.21	1,606.85
(f)	Intangible assets under development	8(b)	3,713.42	1,529.91
(g)	Investments accounted for using the equity method	9(a)	86.04	86.29
Financial assets				
(i)	Other investments	9(b)	-	-
(ii)	Loans	10	-	8.13
(iii)	Other non current financial assets	11	1,524.94	2,244.88
(j)	Deferred tax assets (net)	12	102.61	28.62
(k)	Other non-current assets	13	40,167.53	58,085.18
(l)	Income tax assets (net)	14	1,912.03	2.91
Sub-total			5,83,052.01	4,87,352.92
(2) Current assets				
(a)	Inventories	15	1,57,133.57	1,48,537.89
Financial assets				
(i)	Other investments	9(c)	-	17.15
(ii)	Trade receivables	16	84,458.71	1,10,679.72
(iii)	Cash & cash equivalents	17	3,145.53	2,399.11
(iv)	Bank balances other than (iii) above	18	16,699.22	13,699.52
(v)	Loans	10	2,726.48	2,762.90
(vi)	Other current financial assets	11	38,126.11	37,944.56
(c)	Other current assets	13	38,065.07	31,076.02
Sub-total			3,40,354.69	3,47,116.87
Assets held for sale			51	2,668.94
Total assets			9,23,406.70	8,37,138.73
EQUITY & LIABILITIES				
Equity				
(a)	Equity share capital	19	1,098.50	1,098.50
(b)	Other equity	20	5,92,535.31	5,50,973.35
(c)	Non-controlling interest	21	-	-
Sub-total			5,93,633.81	5,52,071.85
LIABILITIES				
(1) Non-current liabilities				
Financial liabilities				
(i)	Borrowings	22	37,308.20	18,321.79
(ii)	Lease liabilities	43	8,978.90	3,368.07
(b)	Provisions	24	5,448.64	3,953.85
(c)	Deferred tax liabilities (net)	12	26,646.15	24,129.85
(d)	Income tax liabilities (net)	28	1,109.93	1,403.47
Sub-total			79,491.82	51,177.03
(2) Current liabilities				
Financial liabilities				
(i)	Borrowings	25	1,62,270.28	1,29,502.53
(ii)	Lease liabilities	43	1,037.69	319.86
(iii)	Trade payables			
a)	total outstanding dues of micro enterprises and small enterprises	26	5,651.92	808.13
b)	total outstanding dues of creditors other than micro enterprises and small enterprises	26	46,239.54	68,292.13
(iv)	Other current financial liabilities	23	25,873.44	22,181.04
(b)	Other current liabilities	27	3,443.81	3,162.49
(c)	Provisions	24	1,967.65	2,041.90
(d)	Current tax liabilities (net)	28	3,796.74	7,581.77
Sub-total			2,50,281.07	2,33,889.85
Total equity & liabilities			9,23,406.70	8,37,138.73

(*) Amount less than ₹ 0.01 Lakhs.

The accompanying notes are an integral part of the consolidated financial statements

As per our report of even date attached

For PATANKAR & ASSOCIATES

Chartered Accountants

Firm's Reg. No: 107628W

SANDESH S MALANI

Partner

Mem No: 110051

Place: Pune

Dated: 6th May, 2024

For GUJARAT FLUORO CHEMICALS LIMITED

D. K. JAIN

Chairman

DIN: 00029782

Place: Noida

MANOJ AGRAWAL

Chief Financial Officer

Place: Noida

Dated: 6th May, 2024

V. K. JAIN

Managing Director

DIN: 00029968

Place: Noida

B. V. DESAI

Company Secretary

Place: Vadodara

Consolidated statement of Profit and Loss

for the year ended 31st March, 2024

Sr. No.	Particulars	Note No.	Year ended	
			31 st March, 2024	31 st March, 2023
(₹ in Lakhs)				
I	Revenue from operations	29	4,28,081.70	5,68,466.15
II	Other income	30	10,692.75	17,230.27
III	Total Income (I+II)		4,38,774.45	5,85,696.42
IV Expenses				
	Cost of materials consumed	31	1,54,736.87	1,84,930.78
	Cost of raw ore, material extraction and processing cost	32	3,269.86	2,812.71
	Changes in inventories of finished goods, work-in-progress and by products	33	(12,672.98)	(30,689.65)
	Power & fuel		78,002.35	95,536.96
	Employee benefits expense	34	35,038.91	32,211.24
	Finance costs	35	13,309.17	11,680.00
	Depreciation and amortisation expense	36	28,611.15	23,605.24
	Other expenses	37	78,970.18	87,134.90
Total expenses (IV)			3,79,265.51	4,07,222.18
V	Share of loss of joint venture		(0.25)	(0.52)
VI	Profit before tax (III-IV+V)		59,508.69	1,78,473.72
VII	Tax expense	38		
	(i) Current tax		13,465.80	47,829.58
	(ii) Deferred tax		2,792.78	(1,666.87)
	(iii) Taxation pertaining to earlier years		(245.32)	6.42
Total tax expense			16,013.26	46,169.13
VIII	Profit for the year (VI-VII)		43,495.43	1,32,304.59
IX Other comprehensive income				
A. Items that will not be reclassified to profit or loss				
	(i) Remeasurement of the defined benefits plans		(301.29)	(184.50)
	(ii) Tax on above		70.16	44.83
B. Items that will be reclassified to profit or loss				
	(i) Exchange differences in translating the financial statements of foreign operations		494.66	1,644.53
	(ii) Gains on effective portion of hedging instruments in a cash flow hedge		-	(6.47)
	(iii) Tax on (ii) above		-	1.63
Total other comprehensive income			263.53	1,500.02
X	Total comprehensive income for the year (VIII+IX)		43,758.96	1,33,804.61
Profit for the year attributable to:				
	- Owners of the Company		43,495.43	1,32,881.24
	- Non-controlling interest		*	(576.65)
Other comprehensive income for the year attributable to:				
	- Owners of the Company		263.53	1,538.00
	- Non-controlling interest		-	(37.98)
Total comprehensive income for the year attributable to:				
	- Owners of the Company		43,758.96	1,34,419.24
	- Non-controlling interest		*	(614.63)
	Basic and Diluted Earnings per equity share of ₹ 1 each (in ₹)	47	39.60	120.44

(*) Amount less than ₹ 0.01 Lakhs.

The accompanying notes are an integral part of the consolidated financial statements

As per our report of even date attached

For PATANKAR & ASSOCIATES

Chartered Accountants

Firm's Reg. No: 107628W

SANDESH S MALANI

Partner

Mem No: 110051

Place: Pune

Dated: 6th May, 2024

For GUJARAT FLUORO CHEMICALS LIMITED

D. K. JAIN

Chairman

DIN: 00029782

Place: Noida

MANOJ AGRAWAL

Chief Financial Officer

Place: Noida

Dated: 6th May, 2024

V. K. JAIN

Managing Director

DIN: 00029968

Place: Noida

B. V. DESAI

Company Secretary

Place: Vadodara

Consolidated Statement of Changes in Equity

for the year ended 31st March, 2024

A. Equity share capital

Particulars	₹ in Lakhs
Balance as at 1st April, 2022	1,098.50
Changes in equity share capital during the year	-
Balance as at 31st March, 2023	1,098.50
Changes in equity share capital during the year	-
Balance as at 31st March, 2024	1,098.50

B. Other equity

Particulars	Attributable to the owners of the entity						Non-controlling interests (d)	Total (c+d)		
	Reserves & Surplus		Items of other comprehensive income			Other equity (c=a+b)				
	Capital Reserve	General Reserve	Retained Earnings	Sub-total (a)	Cash flow hedge Reserve				Foreign currency translation reserve	Sub-total (b)
Balance as at 1st April, 2022	12,547.50	3,20,000.00	90,552.24	4,23,099.74	4.84	1,310.06	1,314.90	4,24,414.64	(2,484.24)	4,21,930.40
Movement during the year ended 31 st March, 2023	-	-	1,32,881.24	1,32,881.24	-	-	-	1,32,881.24	(576.65)	1,32,304.59
Profit for the year	-	-	(139.67)	(139.67)	(4.84)	1,682.51	1,677.67	1,538.00	(37.98)	1,500.02
Other comprehensive income for the year, net of income tax (#)	-	-	-	-	-	-	-	-	-	-
Total comprehensive income for the year	-	-	1,32,741.57	1,32,741.57	(4.84)	1,682.51	1,677.67	1,34,419.24	(614.63)	1,33,804.61
Transactions with non-controlling interests (see Note 21)	-	-	(3,315.58)	(3,315.58)	-	(150.95)	(150.95)	(3,466.53)	3,098.87	(367.66)
Dividend paid - see Note 19.2	-	-	(4,394.00)	(4,394.00)	-	-	-	(4,394.00)	-	(4,394.00)
Balance as at 31st March, 2023	12,547.50	3,20,000.00	2,15,584.23	5,48,131.73	-	2,841.62	2,841.62	5,50,973.35	-	5,50,973.35
Movement during the year ended 31 st March, 2024	-	-	43,495.43	43,495.43	-	-	-	43,495.43	-	43,495.43
Profit for the year	-	-	-	-	-	-	-	-	*	43,495.43

Integrated Annual Report 2023-24

Consolidated Statement of Changes in Equity

for the year ended 31st March, 2024

Particulars	Attributable to the owners of the entity						Non-controlling interests (d)	Total (c+d)		
	Reserves & Surplus		Items of other comprehensive income			Other equity (c=a+b)				
	Capital Reserve	General Reserve	Retained Earnings	Sub-total (a)	Cash flow hedge Reserve				Foreign currency translation reserve	Sub-total (b)
Other comprehensive income for the year, net of income tax (#)	-	-	(231.13)	(231.13)	-	494.66	494.66	263.53	-	263.53
Total comprehensive income for the year	-	-	43,264.30	43,264.30	-	494.66	494.66	43,758.96	*	43,758.96
Dividend paid - see Note 19.2	-	-	(2,197.00)	(2,197.00)	-	-	-	(2,197.00)	-	(2,197.00)
Balance as at 31st March, 2024	12,547.50	3,20,000.00	2,56,651.53	5,89,199.03	-	3,336.28	3,336.28	5,92,535.31	*	5,92,535.31

(#) Other comprehensive income for the year classified under retained earnings is in respect of remeasurement of defined benefit plans.

(*) Amount less than ₹ 0.01 Lakhs.

The accompanying notes are an integral part of the consolidated financial statements

As per our report of even date attached
For PATANKAR & ASSOCIATES
 Chartered Accountants
 Firm's Reg. No: 107628W

SANDESH S MALANI
 Partner
 Mem No: 110051
 Place: Pune
 Dated: 6th May, 2024

D. K. JAIN
 Chairman
 DIN: 00029782
 Place: Noida

MANOJ AGRAWAL
 Chief Financial Officer
 Place: Noida
 Dated: 6th May, 2024

For GUJARAT FLUOROCEMICALS LIMITED

V. K. JAIN
 Managing Director
 DIN: 00029968
 Place: Noida

B. V. DESAI
 Company Secretary
 Place: Vadodara

Consolidated Statement of Cash Flows

for the year ended 31st March, 2024

Particulars	(₹ in Lakhs)	
	Year ended 31 st March, 2024	Year ended 31 st March, 2023
A Cash flow from operating activities		
Profit for the year	43,495.43	1,32,304.59
Adjustments for :		
Tax expense	16,013.26	46,169.13
Depreciation and amortisation expense	28,611.15	23,605.24
(Gain)/Loss on retirement/disposal of property, plant and equipment (net)	740.29	(263.38)
Allowance for doubtful advances/inter-corporate deposits	-	1,044.18
Liabilities and provisions no longer required written back	(1,670.71)	(350.89)
Deposits, Advances and other claims reversed/written off	5.65	385.82
Exchange difference on translation of assets and liabilities	398.43	1,573.47
Unrealised foreign exchange gain (net)	(1,540.45)	(954.36)
(Gain)/Loss on fair value changes in investments classified at FVTPL (net)	1.65	(48.56)
Mark-to-market loss on derivative financial instruments (net)	-	111.54
Allowance/(Reversal) of doubtful trade receivables and expected credit losses (net)	(71.24)	208.64
Share of loss of joint venture	0.25	0.52
Interest income	(2,764.99)	(6,313.63)
Finance costs	13,309.17	11,680.00
Operating profit before working capital changes	96,527.89	2,09,152.31
Adjustments for :		
Increase/(decrease) in provisions	1,119.25	908.96
Increase/(decrease) in trade payables	(16,362.18)	17,713.89
Increase/(decrease) in other financial liabilities	(3,782.63)	2,386.70
Increase/(decrease) in other liabilities	281.32	(835.56)
(Increase)/decrease in loans	44.55	38.79
(Increase)/decrease in inventories	(8,595.67)	(53,812.12)
(Increase)/decrease in trade receivables	27,816.05	(31,693.05)
(Increase)/decrease in other financial assets	1,351.28	(4,774.58)
(Increase)/decrease in other assets	(16,270.49)	(18,200.69)
Cash generated from operations	82,129.37	1,20,884.65
Income-tax paid (net)	(19,493.39)	(46,995.65)
Net cash generated from operating activities	62,635.98	73,889.00
B Cash flow from investing activities		
Purchase of property, plant and equipment (including changes in capital work-in-progress and capital creditors/capital advances)	(95,559.87)	(67,496.90)
Proceeds from sale/disposal of property, plant and equipment	1,456.86	493.53
Payments for acquiring right-of-use assets	(366.41)	(5,214.74)
Payments for acquiring intangible assets	(1,129.92)	(421.65)
Purchase of other investments	-	(10,499.46)
Redemption/sale of other investments	15.50	12,413.63
Interest received	1,906.56	3,506.49
Movement in other bank balances	(2,969.03)	19,581.76
Net cash used in investing activities	(96,646.31)	(47,637.34)

Consolidated Statement of Cash Flows

for the year ended 31st March, 2024

Particulars	(₹ in Lakhs)	
	Year ended 31 st March, 2024	Year ended 31 st March, 2023
C Cash flow from financing activities		
Transaction with non-controlling interest	-	(367.66)
Proceeds from borrowings - non current	31,269.00	20,000.00
Repayment of borrowings - non current	(10,948.01)	(54,312.63)
Proceeds from/(repayment of) current borrowings (net)	31,587.43	26,353.51
Payment of lease liabilities	(898.43)	(328.37)
Finance costs	(14,056.24)	(13,358.22)
Final and interim dividend paid	(2,197.00)	(4,394.00)
Net cash generated from/(used in) financing activities	34,756.75	(26,407.37)
Net increase/(decrease) in cash and cash equivalents	746.42	(155.71)
Cash and cash equivalents as at the beginning of the year	2,399.11	2,554.82
Cash and cash equivalents as at the end of the year	3,145.53	2,399.11

Changes in liabilities arising from financing activities during the year ended 31st March, 2024

Particulars	(₹ in Lakhs)	
	Non-Current borrowings	Current borrowings
Opening balance	23,755.97	1,24,068.35
Cash flows (net)	20,320.99	31,587.43
Interest expense	1,788.46	10,695.90
Interest paid	(1,838.94)	(10,570.42)
Foreign exchange adjustment	31.76	(261.02)
Closing balance	44,058.24	1,55,520.24

Changes in liabilities arising from financing activities during the year ended 31st March, 2023

Particulars	(₹ in Lakhs)	
	Non-Current borrowings	Current borrowings
Opening balance	58,245.99	97,025.64
Cash flows (net)	(34,312.63)	26,353.51
Interest expense	4,345.36	6,129.98
Interest paid	(4,518.79)	(5,929.74)
Foreign exchange adjustment	(3.96)	488.96
Closing balance	23,755.97	1,24,068.35

Notes:

- Components of cash and cash equivalents are as per Note 17.
- The above Consolidated Statement of Cash Flows has been prepared under the indirect method.

The accompanying notes are an integral part of the consolidated financial statements

As per our report of even date attached

For PATANKAR & ASSOCIATES

Chartered Accountants
Firm's Reg. No: 107628W

SANDESH S MALANI

Partner
Mem No: 110051
Place: Pune
Dated: 6th May, 2024

For GUJARAT FLUORO-CHEMICALS LIMITED

D. K. JAIN

Chairman
DIN: 00029782
Place: Noida

V. K. JAIN

Managing Director
DIN: 00029968
Place: Noida

MANOJ AGRAWAL

Chief Financial Officer
Place: Noida
Dated: 6th May, 2024

B. V. DESAI

Company Secretary
Place: Vadodara

Notes to the Consolidated Financial Statements

for the year ended 31st March, 2024

1. Group information

Gujarat Fluorochemicals Limited ("the Company"), is a public limited company incorporated and domiciled in India. The Company's holding company is Inox Leasing and Finance Limited. These Consolidated Financial Statements ("these CFS") relate to the Company, its subsidiaries (collectively referred to as the "Group") and the Group's interest in a joint venture. The Company is engaged in manufacturing and trading of Bulk Chemicals, Fluorochemicals, Fluoropolymers, Battery Chemicals and allied activities. The Group caters to both domestic and international markets. The shares of the Company are listed on the Bombay Stock Exchange and the National Stock Exchange of India.

The Company's registered office is located at Survey No. 16/3, 26 & 27, Village Ranjitnagar, Taluka Ghoghamba, District Panchmahal, Gujarat 389380, and the particulars of its other offices and plants are disclosed in the annual report. The CIN of the Company is L24304GJ2018PLC105479.

2. Statement of compliance and basis of preparation and presentation

2.1 Statement of compliance

These CFS comply in all material aspects with the Indian Accounting Standards ("Ind AS") notified under section 133 of the Companies Act, 2013 ("the Act"), read together with the Companies (Indian Accounting Standards) Rules, 2015 as amended from time to time, relevant provisions of the Act and other accounting principles generally accepted in India. The accounting policies have been consistently applied except where a newly issued accounting standard initially adopted or a revision to an existing accounting standard requires a change in the accounting policy hitherto in use (see Note 2.3).

These financial statements for the year ended 31st March, 2024 were approved for issue by the Company's Board of Directors at its meeting held on 6th May, 2024.

2.2 Basis of preparation, presentation and measurement

These CFS are presented in Indian Rupees (₹), which is also the Company's functional currency. All amounts have been rounded-off to two decimal places to the nearest Lakhs, unless otherwise indicated.

These CFS have been prepared on an accrual basis and under the historical cost basis except as under :

- certain financial assets are measured at fair value or amortised cost (refer accounting policy regarding financial instruments)
- asset held for sale – measured at lower of fair value less cost to sell and carrying amount, and
- defined benefit liability is measured as per actuarial valuation

Historical cost is generally based on the fair value of the consideration given in exchange for goods and services.

Fair value is the price that would be received to sell an asset or paid to transfer a liability in an orderly transaction between market participants at the measurement date, regardless of whether that price is directly observable or estimated using another valuation technique. In estimating the fair value of an asset or a liability, the Group takes into account the characteristics of the asset or liability if market participants would take those characteristics into account when pricing the asset or liability at the measurement date. Fair value for measurement and/or disclosure purposes in these financial statements is determined on such a basis and measurements that have some similarities to fair value but are not fair value, such as net realisable value in Ind AS 2 or value in use in Ind AS 36.

In addition, for financial reporting purposes, fair value measurements are categorised into Level 1, 2, or 3 based on the degree to which the inputs to the fair value measurements are observable and the significance of the inputs to the fair value measurement in its entirety, which are described as follows:

- Level 1 inputs are quoted prices (unadjusted) in active markets for identical assets or liabilities that the entity can access at the measurement date;
- Level 2 inputs are inputs, other than quoted prices included within Level 1, that are observable for the asset or liability, either directly or indirectly; and
- Level 3 inputs are unobservable inputs for the asset or liability.

Notes to the Consolidated Financial Statements

for the year ended 31st March, 2024

Any asset or liability is classified as current if it satisfies any of the following conditions:

- the asset/liability is expected to be realised/ settled in the Group's normal operating cycle;
- the asset is intended for sale or consumption;
- the asset/liability is held primarily for the purpose of trading;
- the asset/liability is expected to be realised/ settled within twelve months after the reporting period;
- the asset is cash or cash equivalent unless it is restricted from being exchanged or used to settle a liability for at least twelve months after the reporting date;
- in the case of a liability, the Group does not have an unconditional right to defer settlement of the liability for at least twelve months after the reporting date.

All other assets and liabilities are classified as non-current.

For the purpose of current/non-current classification of assets and liabilities, the Group has ascertained its normal operating cycle as twelve months. This is based on the nature of products and services and the time between the acquisition of assets or inventories for processing and their realisation in cash and cash equivalents.

2.3 Amendments of existing accounting standards and recent accounting pronouncements

a. Amendments to existing accounting standards :

Ministry of Corporate Affairs ("MCA") notifies new standards or amendments to the existing standards. As per Notification dated 31st March, 2023, amendments to the existing standards have been notified and these amendments are effective from 1st April, 2023. The summary of these amendments is as under:

- Amendments to Ind AS 1 Presentation of Financial Statements: The amendments require the entities to disclose their material accounting policies rather than their significant accounting policies.
- Amendments to Ind AS 8 – Accounting Policies, Changes in Accounting

Estimates and Errors: The amendments have introduced a definition of 'accounting estimates' and included amendments to Ind AS 8 to help entities distinguish changes in accounting policies from changes in accounting estimates.

- Amendments to Ind AS 12 Income Taxes: The amendments have narrowed the scope of the initial recognition exemption so that it does not apply to transactions that give rise to equal and off-setting temporary differences.

The above amendments did not have any significant impact on the consolidated financial statements.

b. New accounting pronouncements :

Ministry of Corporate Affairs ("MCA") notifies new standards or amendments to the existing standards under Companies (Indian Accounting Standards) Rules. There is no such notification which is applicable from 1st April, 2024.

3. Basis of Consolidation and Material Accounting Policies

3.1 Basis of consolidation

These CFS incorporate the financial statements of the Company and its subsidiaries. Control is achieved when the Company:

- has power over the investee;
- is exposed, or has rights, to variable returns from its involvement with the investee; and
- has the ability to use its power to affect its returns.

The Company reassesses whether or not it controls an investee if facts and circumstances indicate that there are changes to one or more of the three elements of control listed above.

When the Company has less than a majority of the voting rights of an investee, it has power over the investee when the voting rights are sufficient to give it the practical ability to direct the relevant activities of the investee unilaterally. The Company considers all relevant facts and circumstances in assessing whether or not the Company's voting

Notes to the Consolidated Financial Statements

for the year ended 31st March, 2024

rights in an investee are sufficient to give it power, including:

- the size of the Company's holding of voting rights relative to the size and dispersion of holdings of the other vote holders;
- potential voting rights held by the Company, other vote holders or other parties;
- rights arising from other contractual arrangements; and
- any additional facts and circumstances that indicate that the Company has, or does not have, the current ability to direct the relevant activities at the time that decisions need to be made, including voting patterns at previous shareholders' meetings.

Consolidation of a subsidiary begins when the Company obtains control over the subsidiary and ceases when the Company loses control of the subsidiary. Specifically, income and expenses of a subsidiary acquired or disposed of during the year are included in the consolidated statement of profit and loss from the date the Company gains control until the date when the Company ceases to control the subsidiary.

Profit or loss and each component of other comprehensive income are attributed to the owners of the Company and to the non-controlling interests. Total comprehensive income of subsidiaries is attributed to the owners of the Company and to the non-controlling interests even if this results in the non-controlling interests having a deficit balance.

When necessary, adjustments are made to the financial statements of the subsidiaries of the Group to bring their accounting policies in line with the Company's accounting policies.

All intragroup assets and liabilities, equity, income, expenses, and cash flows relating to transactions between the members of the Group are eliminated in full on consolidation.

For the purposes of presenting these consolidated financial statements, the assets and liabilities of the Group's foreign operations are translated into Indian Rupees using exchange rates prevailing at the end of each reporting period. Income and expense items are translated at the average exchange rates for the period, unless exchange rate fluctuates significantly during that period, in

which case the exchange rates at the dates of the transactions are used. Exchange differences arising on translation for consolidation are recognised in other comprehensive income and accumulated in equity under foreign currency translation reserve.

Changes in the Group's ownership interests in existing subsidiaries:

Changes in the Group's ownership interests in subsidiaries that do not result in the Group losing control over the subsidiaries are accounted for as equity transactions. The carrying amounts of the Group's interest and the non-controlling interests are adjusted to reflect the changes in their relative interest in the subsidiaries. Any difference between the amount that the non-controlling interests are adjusted and the fair value of the consideration paid or received is recognised directly in equity and attributed to the owners of the Company.

When the Group loses control of a subsidiary, gain or loss is recognised in profit or loss and is calculated as a difference between (i) the aggregate of the fair value of the consideration received and the fair value of any retained interest and (ii) the previous carrying amount of the assets (including goodwill), and liabilities of the subsidiary and any non-controlling interests. All amounts previously recognised in other comprehensive income in relation to that subsidiary are accounted for as if the Group had directly disposed of the related assets or liabilities of the subsidiary (i.e. reclassified to profit or loss or transferred to another category of equity as specified/permitted by applicable Ind AS). The fair value of any investment retained in the former subsidiary at the date when the control is lost is regarded as the fair value on initial recognition for subsequent accounting under Ind AS 109, or, when applicable, the cost on initial recognition of an investment in a joint venture.

3.2 Revenue recognition

Revenue from contract with customers is recognised when the Group satisfies the performance obligation by transfer of control of promised product or service to customers in an amount that reflects the consideration which the Group expects to receive in exchange for those products or services. Revenue excludes taxes collected from customers.

Notes to the Consolidated Financial Statements

for the year ended 31st March, 2024

Sale of products:

Revenue from sale of products is recognised when the control of the goods has been transferred to the customer. The performance obligation in case of sale of product is satisfied at a point in time i.e. when the material is shipped to the customer or on delivery to the customer, as per the terms of the contract.

No element of financing is deemed present as the payment of transaction price is either made in advance / due immediately at the point of sale or the sales are generally made with a credit term of less than 90 days, which is consistent with the market practice. There are no contracts where the period between the transfer of promised goods or services to the customers and payment by the customers exceeds one year. Consequently, no adjustment is required to the transaction price for the time value of money.

Contract balances:

The Group classifies the right to consideration in exchange for deliverables as trade receivable. A receivable is a right to consideration that is unconditional upon passage of time. A contract liability is the obligation to transfer goods or services to a customer for which the Group has received consideration (or an amount of consideration is due) from the customer. If a customer pays consideration before the Group transfers goods or services to the customer, a contract liability is recognised when the payment is made or the payment is due (whichever is earlier). Contract liabilities are recognised as revenue when the Group performs under the contract. Contract liabilities are presented as 'Advances from customers'.

Other income:

Dividend income from investments is recognised when the right to receive payment is established. Interest income from a financial asset is recognised on time basis, by reference to the principal outstanding at the effective interest rate applicable, which is the rate which exactly discounts estimated future cash receipts through the expected life of the financial asset to that asset's net carrying amount on initial recognition. Insurance claims are recognised to the extent there is a reasonable certainty of the realisability of the claim amount.

3.3 Inventories

Inventories are valued at lower of the cost and net realisable value. Cost is determined using weighted average cost basis. Cost of inventories comprises all costs of materials, duties and taxes (other than those subsequently recoverable from tax authorities) and all other costs incurred in bringing the inventory to their present location and condition. Cost of finished goods and work-in-progress includes the cost of materials, conversion costs, an appropriate share of fixed and variable production overheads and other costs incurred in bringing the inventories to their present location and condition. Closing stock of imported materials include customs duty payable thereon, wherever applicable. Net realisable value represents the estimated selling price in the ordinary course of business less the estimated costs of completion and the estimated costs necessary to make the sale.

3.4 Property, plant and equipment

An item of Property, Plant and Equipment (PPE) that qualifies as an asset is measured on initial recognition at cost. Following initial recognition, property, plant and equipment are carried at cost, as reduced by accumulated depreciation and impairment losses, if any.

The Group identifies and determines cost of each part of an item of property, plant and equipment separately, if the part has a cost which is significant to the total cost of that item of property, plant and equipment and has useful life that is materially different from that of the remaining item.

Cost comprises of purchase price / cost of construction, including non-refundable taxes or levies and any expenses attributable to bring the PPE to its working condition for its intended use. Project pre-operative expenses and expenditure incurred during construction period are capitalised to various eligible PPE. Borrowing costs directly attributable to acquisition or construction of qualifying PPE are capitalised. In respect of the assets acquired pursuant to demerger of the Chemical Business Undertaking in the earlier year, the cost of depreciable capital assets includes exchange differences on conversion and on settlement of long-term foreign currency monetary items that relate to the acquisition of

Notes to the Consolidated Financial Statements

for the year ended 31st March, 2024

a depreciable capital asset (whether purchased within or outside India), as permitted by para D13AA of Ind AS 101 (see Note 3.10).

Spare parts, stand-by equipment and servicing equipment that meet the definition of property, plant and equipment are capitalised at cost and depreciated over their useful life. Costs in nature of repairs and maintenance are recognised in the Statement of Profit and Loss as and when incurred.

Cost of assets not ready for intended use, as on the Balance Sheet date, is shown as capital work in progress. Expenses that are capitalised are considered as pre-operative expenses and are disclosed under capital work-in-progress until the project is capitalised. Advances given towards acquisition of PPE outstanding at each Balance Sheet date are disclosed as other non-current assets.

Depreciation is recognised so as to write off the cost of PPE (other than freehold land and properties under construction) less their residual values over their useful lives, using the straight-line method. The useful lives prescribed in Schedule II to the Companies Act, 2013 are considered as the minimum lives. If the management's estimate of the useful life of property, plant and equipment at the time of acquisition of the asset or of the remaining useful life on a subsequent review is shorter than that envisaged in the aforesaid schedule, depreciation is provided at a higher rate based on the management's estimate of the useful life/remaining useful life. The estimated useful lives, residual values and depreciation method are reviewed at the end of each reporting period, with the effect of any changes in estimate accounted for on a prospective basis.

PPE are depreciated over its estimated useful lives, determined as under:

- Freehold land is not depreciated.
- On other items of PPE, on the basis of useful life as per as under:

Type of Asset	Estimated useful life of asset
Factory buildings	9 to 30 years (*)
Buildings (other than factory buildings)	60 years
Roads	10 years

Type of Asset	Estimated useful life of asset
Plant, machinery and equipments	7 to 22 years (*)
Furniture and fixtures	7 to 10 years (*)
Office equipments	5 years
Computers and Network servers	3 to 6 years
Vehicles	8 to 10 years

(*) includes in respect of foreign subsidiaries where the useful life assessed by the Management is different than those prescribed in Schedule II of the Companies Act, 2013.

The management believes that these estimated useful lives are realistic and reflect fair approximation of the period over which the assets are likely to be used.

An item of property, plant and equipment is derecognised upon disposal or when no future economic benefits are expected to arise from its use or disposal. Any gain or loss arising on the disposal or retirement of an item of property, plant and equipment is determined as the difference between the sales proceeds and the carrying amount of the asset and is recognised in profit or loss.

In respect of the assets acquired pursuant to demerger of the Chemical Business Undertaking in the earlier year, the Group has continued with the carrying value of its property, plant and equipment recognised as of 1st April, 2015 (transition date) measured as per the previous GAAP by the demerged company and used that carrying value as its deemed cost.

3.5 Investment property

Investment properties are properties held to earn rentals and/or for capital appreciation (including property under construction for such purposes). Investment properties are measured initially at cost including transaction costs. Subsequent to initial recognition, investment properties are measured in accordance with Ind AS 16's requirements for cost model.

Depreciation is recognised so as to write off the cost of investment properties less their residual values over their useful lives, using the straight-line method. The useful lives prescribed in Schedule II to the Companies Act, 2013 are considered as

Notes to the Consolidated Financial Statements

for the year ended 31st March, 2024

the minimum lives. If the management's estimate of the useful life of investment properties at the time of acquisition of the asset or of the remaining useful life on a subsequent review is shorter than that envisaged in the aforesaid schedule, depreciation is provided at a higher rate based on the management's estimate of the useful life/remaining useful life. The estimated useful lives, residual values and depreciation method are reviewed at the end of each reporting period, with the effect of any changes in estimate accounted for on a prospective basis.

Investment property is depreciated over estimated useful life as per Part C of Schedule II to the Companies Act, 2013.

Type of Asset	Estimated useful life of asset
Building	60 years

An investment property is derecognised upon disposal or when the investment property is permanently withdrawn from use and no future economic benefits are expected from its use or disposal. Any gain or loss arising on derecognition of the property (calculated as the difference between the net disposal proceeds and the carrying amount of the asset) is included in profit or loss in the period in which the property is derecognised.

In respect of the assets acquired pursuant to demerger of the Chemical Business Undertaking in the earlier year, the Group has continued with the carrying value of its investment properties recognised as of 1st April, 2015 (transition date) measured as per the previous GAAP by the demerged company and used that carrying value as its deemed cost.

3.6 Intangible assets

Intangible assets acquired separately:

Intangible assets with finite useful lives that are acquired separately are carried at cost less accumulated amortisation and accumulated impairment losses. Amortisation is recognised on a straight-line basis over their estimated useful lives. The estimated useful life and amortisation method are reviewed at the end of each reporting period, with the effect of any changes in estimate being accounted for on a prospective basis. Intangible assets with indefinite useful lives that

are acquired separately are carried at cost less accumulated impairment losses.

Internally-generated intangible assets – research and development expenditure: Expenditure on research activities is recognised as an expense in the period in which it is incurred.

An internally-generated intangible asset arising from development (or from the development phase of an internal project) is recognised if, and only if, all of the following have been demonstrated:

- The technical feasibility of completing the intangible asset so that it will be available for use or sale;
- The intention to complete the intangible asset and use or sell it;
- The ability to use or sell the intangible asset;
- How the intangible asset will generate probable future economic benefits;
- The availability of adequate technical, financial and other resources to complete the development and to use or sell the intangible asset; and
- The ability to measure reliably the expenditure attributable to the intangible asset during its development.

The amount initially recognised for internally-generated intangible assets is the sum of the expenditure incurred from the date when the intangible asset first meets the recognition criteria listed above. Where no internally-generated intangible asset can be recognised, development expenditure is recognised in profit or loss in the period in which it is incurred.

Subsequent to initial recognition, internally-generated intangible assets are reported at cost less accumulated amortisation and accumulated impairment losses, on the same basis as intangible assets that are acquired separately.

Derecognition of intangible assets

An intangible asset is derecognised on disposal, or when no future economic benefits are expected from its use or disposal. Gains or losses arising from derecognition of an intangible asset, measured as the difference between the net disposal proceeds and the carrying amount of the

Notes to the Consolidated Financial Statements

for the year ended 31st March, 2024

asset, are recognised in profit or loss when the asset is derecognised.

Estimated useful lives of the intangible assets are as follows:

Type of Asset	Estimated useful life of asset
Technical know-how	10 years
Product development cost	5 years
Operating software	3 years
Other software	6 years
Mining permit/license	16 years

In accordance with the accounting policy followed by the demerged company in respect of the Chemical Business Undertaking vested with the Group, the Group has continued with the carrying value of its intangible assets recognised as of 1st April, 2015 (transition date) measured as per the previous GAAP by the demerged company and used that carrying value as its deemed cost.

3.7 Borrowing costs

Borrowing costs directly attributable to the acquisition, construction or production of qualifying assets, which are assets that necessarily take a substantial period of time to get ready for their intended use or sale, are added to the cost of those assets, until such time as the assets are substantially ready for their intended use or sale.

Interest income earned on the temporary investment of specific borrowings pending their expenditure on qualifying assets is deducted from the borrowing costs eligible for capitalisation.

All other borrowing costs are recognised in profit or loss in the period in which they are incurred.

3.8 Impairment of non-financial assets and investment in joint venture

At the end of each reporting period, the Group reviews the carrying amounts of its PPE (including capital work-in-progress), right-of-use assets, investment property, intangible assets (including intangible assets under development) and investment in joint venture to determine whether there is any indication that those assets have suffered an impairment loss. If any such indication exists, the recoverable amount of the asset is estimated in order to determine the extent of the impairment loss (if any). When it is not possible to estimate the recoverable amount of an individual asset, the Group estimates the recoverable

amount of the cash-generating unit to which the asset belongs. When a reasonable and consistent basis of allocation can be identified, corporate assets are also allocated to individual cash-generating units, or otherwise they are allocated to the smallest group of cash-generating units for which a reasonable and consistent allocation basis can be identified.

Recoverable amount is the higher of fair value less costs of disposal and value in use. In assessing value in use, the estimated future cash flows are discounted to their present value using a pre-tax discount rate that reflects current market assessments of the time value of money and the risks specific to the asset for which the estimates of future cash flows have not been adjusted. If it is not possible to measure fair value less cost of disposal because there is no basis for making a reliable estimate of the price at which an orderly transaction to sell the asset would take place between market participants at the measurement dates under market conditions, the asset's value in use is used as recoverable amount.

If the recoverable amount of an asset (or cash-generating unit) is estimated to be less than its carrying amount, the carrying amount of the asset (or cash-generating unit) is reduced to its recoverable amount. An impairment loss is recognised immediately in profit or loss.

When an impairment loss subsequently reverses, the carrying amount of the asset (or a cash-generating unit) is increased to the revised estimate of its recoverable amount, to the extent that the increased carrying amount does not exceed the carrying amount that would have been determined had no impairment loss been recognised for the asset (or cash-generating unit) in prior years. A reversal of an impairment loss is recognised immediately in profit or loss.

3.9 Government Grants

Government grants are recognised when there is reasonable assurance that they will be received and the Group will comply with the conditions associated with the grants.

Government grants that compensate the Group for expenses incurred are recognised in profit or loss, either as other income or deducted in reporting the related expense, as appropriate, on a systematic basis over the periods in which the

Notes to the Consolidated Financial Statements

for the year ended 31st March, 2024

Group recognises as expenses the related costs for which the grants are intended to compensate. Government grants that are receivable as compensation for expenses or losses already incurred or for the purpose of giving immediate financial support to the Group with no future related costs are recognised in profit or loss in the period in which they become receivable.

3.10 Foreign currency transactions and translation

In preparing the financial statements of each individual Group Company, transactions in currencies other than the Company's functional currency (foreign currencies) are recognised at the rates of exchange prevailing at the dates of the transactions. At the end of each reporting period, foreign currency monetary items are translated using the closing rates. Non-monetary items measured at historical cost in a foreign currency are translated using the exchange rate at the date of the transaction and are not translated. Non-monetary items measured at fair value that are denominated in foreign currency are translated using the exchange rates at the date when the fair value was measured.

Exchange differences on monetary items are recognised in profit or loss in the period in which they arise except for:

- In respect of the assets acquired pursuant to demerger of the Chemical Business Undertaking in the earlier year, the Group has continued to account for exchange differences arising from translation of long-term foreign currency monetary items recognised in the financial statements for the period ending immediately before the beginning of the first Ind AS financial reporting period as per the previous GAAP, as permitted by para D13AA of Ind AS 101. Accordingly, exchange differences on conversion and on settlement of long-term foreign currency monetary items that relate to the acquisition of a depreciable capital asset (whether purchased within or outside India), is adjusted to the cost of the asset, and depreciated over the balance life of the assets;
- exchange differences on foreign currency borrowings relating to assets under construction for future use, which are included in the cost of those assets when

they are regarded as an adjustment to interest costs on those foreign currency borrowings;

On the disposal of a foreign operation (i.e. a disposal of the Group's entire interest in a foreign operation, a disposal involving loss of control over a subsidiary that includes a foreign operation, or a partial disposal of an interest in a joint arrangement that includes a foreign operation of which the retained interest becomes a financial asset), all of the exchange differences accumulated in equity in respect of that operation attributable to the owners of the Group are reclassified to profit or loss.

In addition, in relation to a partial disposal of a subsidiary that includes a foreign operation that does not result in the Group losing control over the subsidiary, the proportionate share of accumulated exchange differences are re-attributed to non-controlling interests and are not recognised in profit or loss. For all other partial disposals (i.e. partial disposals of joint arrangements that do not result in the Group losing significant influence or joint control), the proportionate share of the accumulated exchange differences is reclassified to profit or loss.

3.11 Employee benefits

Short-term employee benefits:

All employee benefits payable wholly within twelve months of rendering the service are classified as short-term employee benefits. All short-term employee benefits are accounted on undiscounted basis during the accounting period based on services rendered by employees and recognised as expenses in the Statement of profit and loss. A liability is recognised for the amount expected to be paid if the Group has a present legal or constructive obligation to pay this amount as a result of past service provided by the employee and the obligation can be estimated reliably. These benefits include salary and wages, bonus, commission, performance incentives, short-term compensated absences etc.

Long-term employee benefits:

The Group participates in various employee benefit plans. Post-employment benefits are classified as either defined contribution plans or defined benefit plans.

Notes to the Consolidated Financial Statements

for the year ended 31st March, 2024

Defined contribution plans:

Retirement benefit in the form of provident and pension fund is a defined contribution scheme. The Group has no obligation, other than the contribution payable to the fund. Payments to defined contribution plan are recognised as an expense when employees have rendered service entitling them to the contributions.

Defined benefit plans:

The defined benefit plan comprises of gratuity scheme and is unfunded. For defined benefit plan, the cost of providing benefits is determined using the projected unit credit method, with actuarial valuations being carried out at the end of each reporting period. Remeasurement, comprising actuarial gains and losses reflected immediately in the balance sheet with a charge or credit recognised in other comprehensive income in the period in which they occur. Remeasurement recognised in other comprehensive income is reflected immediately in retained earnings and is not reclassified to statement of profit and loss. Past service cost is recognised in the statement of profit and loss in the period of a plan amendment. Net interest is calculated by applying the discount rate to the net defined benefit plan at the start of the reporting period, taking account of any change in the net defined benefit plan during the year as a result of contributions and benefit payments. Defined benefit costs are categorised as follows:

- service cost (including current service cost, past service cost, as well as gains and losses on curtailments and settlements);
- net interest expense or income; and
- remeasurement

The Group presents the first two components of defined benefit costs in the statement of profit and loss in the line item 'Employee benefits expense'.

Other long-term employee benefits

The employees of the Group are entitled to compensated absences. The employees can carry-forward a portion of the unutilised accumulating compensated absences and utilise it in future service periods or receive cash compensation on termination of employment. Since the compensated absences do not fall due wholly within twelve months after the end of the period in which the employees render the related

service and are also not expected to be utilised wholly within twelve months after the end of such period, the benefit is classified as a long-term employee benefit. The Group records an obligation for such compensated absences in the period in which the employee renders the services that increase this entitlement. The obligation is measured on the basis of independent actuarial valuation using the projected unit credit method.

3.12 Leases

The Group assesses at contract inception whether a contract is, or contains, a lease viz. whether the contract conveys the right to control the use of an identified asset for a period of time in exchange for consideration.

a) The Group as lessor

At the inception of the lease the Group classifies each of its leases as either an operating lease or a finance lease.

A lease is classified as an operating lease if it does not transfer substantially all the risks and rewards incidental to the ownership of an underlying asset. The Group recognises lease payments received under operating leases as income on a straight-line basis over the lease term or another systematic basis, as appropriate. If an arrangement contains lease and non-lease components, the Group applies Ind AS 115 'Revenue from contracts with customers' to allocate the consideration in the contract. The leasing transactions of the Group comprise of only operating leases.

b) The Group as lessee

The Group recognises a right-of-use asset and a lease liability at the lease commencement date.

The right-of-use assets are initially recognised at cost, which comprises the initial amount of the lease liability adjusted for any lease payments made at or prior to the commencement date of the lease plus any initial direct costs less any lease incentives. They are subsequently measured at cost less accumulated depreciation and impairment losses, if any. Right-of-use assets are depreciated from the commencement date on a straight-line basis over the shorter of the lease term and useful life of the underlying asset.

Notes to the Consolidated Financial Statements

for the year ended 31st March, 2024

The lease liability is initially measured at the present value of the lease payments that are not paid at the commencement date, discounted using the interest rate implicit in the lease or, if that rate cannot be readily determined, Group's incremental borrowing rate.

"Lease liabilities" and "Right of use assets" have been separately presented in the Balance Sheet and lease payments have been classified as financing cash flows.

The Group applies the short-term lease recognition exemption to its short-term leases (i.e., those leases that have a lease term of 12 months or less from the commencement date and do not contain a purchase option). It also applies the lease of low-value assets recognition exemption to leases that are considered to be low value. Lease payments on short-term leases and leases of low-value assets are recognised as expense on a straight-line basis over the lease term.

Variable lease payments that are not included in the measurement of lease liabilities is charged as expense in the statement of profit and loss under the head 'Rent, lease rentals and hire charges'.

3.13 Taxation

Income tax expense comprises of current tax and deferred tax. It is recognised in Statement of profit and loss except to the extent that it relates to an item recognised directly in equity or in other comprehensive income.

Current tax:

Current tax comprises amount of tax payable in respect of the taxable income or loss for the year determined in accordance with Income Tax Act, 1961 and any adjustment to the tax payable or receivable in respect of previous years. The Group's current tax is calculated using tax rates that have been enacted or substantively enacted by the end of the reporting period.

Deferred tax:

Deferred tax is recognised on temporary differences between the carrying amounts of assets and liabilities in the financial statements and the corresponding tax bases used in

the computation of taxable profit. Deferred tax liabilities are recognised for all taxable temporary differences. Deferred tax assets are generally recognised for all deductible temporary differences to the extent that it is probable that taxable profits will be available against which those deductible temporary differences can be utilised. Such deferred tax assets and liabilities are not recognised if the temporary difference arises from the initial recognition (other than in a business combination) of assets and liabilities in a transaction that affects neither the taxable profit nor the accounting profit. In addition, deferred tax liabilities are not recognised if the temporary difference arises from the initial recognition of goodwill.

Deferred tax liabilities are recognised for taxable temporary differences associated with investments in subsidiaries and interests in joint ventures, except where the Group is able to control the reversal of the temporary difference and it is probable that the temporary difference will not reverse in the foreseeable future. Deferred tax assets arising from deductible temporary differences associated with such investments and interests are only recognised to the extent that it is probable that there will be sufficient taxable profits against which to utilise the benefits of the temporary differences and they are expected to reverse in the foreseeable future.

The carrying amount of deferred tax assets is reviewed at the end of each reporting period and reduced to the extent that it is no longer probable that sufficient taxable profits will be available to allow all or part of the asset to be recovered.

Deferred tax liabilities and assets are measured at the tax rates that are expected to apply in the period in which the liability is settled or the asset realised, based on tax rates (and tax laws) that have been enacted or substantively enacted by the end of the reporting period.

The measurement of deferred tax liabilities and assets reflects the tax consequences that would follow from the manner in which the Group expects, at the end of the reporting period, to recover or settle the carrying amount of its assets and liabilities.

Presentation of current and deferred tax:

Current and deferred tax are recognised in the statement of profit and loss, except when they

Notes to the Consolidated Financial Statements

for the year ended 31st March, 2024

relate to items that are recognised in other comprehensive income or directly in equity, in which case, the current and deferred tax are also recognised in other comprehensive income or directly in equity respectively. Where current tax or deferred tax arises from the initial accounting for a business combination, the tax effect is included in the accounting for the business combination.

The Group offsets current tax assets and current tax liabilities, where it has a legally enforceable right to set off the recognised amounts and where it intends either to settle on a net basis, or to realise the asset and settle the liability simultaneously. In case of deferred tax assets and deferred tax liabilities, the same are offset if the Group has a legally enforceable right to set off corresponding current tax assets against current tax liabilities and the deferred tax assets and deferred tax liabilities relate to income taxes levied by the same tax authority on the Group.

3.14 Provisions and contingencies

The Group recognises provisions when a present obligation (legal or constructive) as a result of a past event exists and it is probable that an outflow of resources embodying economic benefits will be required to settle such obligation and the amount of such obligation can be reliably estimated. Provisions are reviewed at each balance sheet date and are adjusted to reflect the current best estimate.

The amount recognised as a provision is the best estimate of the consideration required to settle the present obligation at the end of the reporting period, taking into account the risks and uncertainties surrounding the obligation. If the effect of time value of money is material, provisions are discounted using a current pre-tax rate that reflects, when appropriate, the risks specific to the liability. When discounting is used, the increase in the provision due to the passage of time is recognised as a finance cost.

Contingent liabilities are disclosed in respect of possible obligations that arise from past events, whose existence would be confirmed by the occurrence or non-occurrence of one or more uncertain future events beyond the control of the Group or a present obligation that is not recognised because it is not probable that an outflow of resources will be required to settle the obligation. Contingent liability also arises in

extremely rare cases where there is a liability that cannot be recognised because it cannot be measured reliably. The Group does not recognise a contingent liability but discloses its existence in the consolidated financial statements.

Contingent assets are not recognised in the consolidated financial statements. However, it is disclosed only when an inflow of economic benefits is probable.

3.15 Financial instruments

Financial assets and financial liabilities are recognised when the Group becomes a party to the contractual provisions of the instruments. Financial assets and financial liabilities are measured at fair value on initial recognition, except for trade receivables which are initially measured at transaction price. Transaction costs that are directly attributable to the acquisition or issue of financial assets and financial liabilities (other than financial assets and financial liabilities at fair value through profit or loss) are added to or deducted from the fair value of the financial assets or financial liabilities, as appropriate, on initial recognition. Transaction costs directly attributable to the acquisition of financial assets or financial liabilities at fair value through profit or loss are recognised immediately in profit or loss.

A] Financial assets

a) Initial recognition and measurement :

Financial assets are recognised when the Group becomes a party to the contractual provisions of the instrument. On initial recognition, a financial asset is recognised at fair value, in case of financial assets which are recognised at fair value through profit and loss (FVTPL), its transaction costs are recognised in the statement of profit and loss. In other cases, the transaction costs are attributed to the acquisition value of the financial asset.

b) Effective interest method :

The effective interest method is a method of calculating the amortised cost of a debt instrument and of allocating interest income over the relevant period. The effective interest rate is the rate that exactly discounts estimated future cash receipts (including all fees and points paid or received that form an integral part of the effective interest rate,

Notes to the Consolidated Financial Statements

for the year ended 31st March, 2024

transaction costs and other premiums or discounts) through the expected life of the debt instrument, or, where appropriate, a shorter period, to the net carrying amount on initial recognition.

Income is recognised on an effective interest basis for debt instruments other than those financial assets classified as at FVTPL. Interest income is recognised in profit or loss and is included in the "Other income" line item.

c) Subsequent measurement:

For subsequent measurement, the Group classifies a financial asset in accordance with the below criteria:

- The Group's business model for managing the financial asset and
- The contractual cash flow characteristics of the financial asset.

Based on the above criteria, the Group classifies its financial assets into the following categories:

i. Financial assets measured at amortised cost:

A financial asset is measured at the amortised cost if both the following conditions are met:

- The Group's business model objective for managing the financial asset is to hold financial assets in order to collect contractual cash flows, and
- The contractual terms of the financial asset give rise on specified dates to cash flows that are solely payments of principal and interest on the principal amount outstanding.

This category applies to cash and bank balances, trade receivables, loans and other financial assets of the Group. Such financial assets are subsequently measured at amortised cost using the effective interest method.

The amortised cost of a financial asset is also adjusted for loss allowance, if any.

ii. Financial assets measured at FVTOCI:

A financial asset is measured at FVTOCI if both of the following conditions are met:

- The Group's business model objective for managing the financial asset is achieved both by collecting contractual cash flows and selling the financial assets, and
- The contractual terms of the financial asset give rise on specified dates to cash flows that are solely payments of principal and interest on the principal amount outstanding.

Investments in equity instruments, classified under financial assets, are initially measured at fair value. The Group may, on initial recognition, irrevocably elect to measure the same either at FVTOCI or FVTPL. The Group makes such election on an instrument-by-instrument basis. Fair value changes on an equity instrument are recognised as other income in the Statement of Profit and Loss unless the Group has elected to measure such instrument at FVTOCI.

This category does not apply to any of the financial assets of the Group.

iii. Financial assets measured at FVTPL:

A financial asset is measured at FVTPL unless it is measured at amortised cost or at FVTOCI as explained above.

This is a residual category applied to all other investments of the Group. Such financial assets are subsequently measured at fair value at each reporting date. Fair value changes are recognised in the Statement of Profit and Loss. Dividend income on the investments in equity instruments are recognised as 'other income' in the Statement of Profit and Loss.

d) Foreign exchange gains and losses

The fair value of financial assets denominated in a foreign currency is determined in that foreign currency and translated at the spot rate at the end of each reporting period.

For foreign currency denominated financial assets measured at amortised cost and FVTPL, the exchange differences are recognised in profit or loss except for those which are designated as hedging instruments in a hedging relationship.

Notes to the Consolidated Financial Statements

for the year ended 31st March, 2024

e) Derecognition:

A financial asset (or, where applicable, a part of a financial asset or part of a group of similar financial assets) is derecognised (i.e. removed from the Group's Balance Sheet) when any of the following occurs:

- i. The contractual rights to cash flows from the financial asset expires;
- ii. The Group transfers its contractual rights to receive cash flows of the financial asset and has substantially transferred all the risks and rewards of ownership of the financial asset;
- iii. The group retains the contractual rights to receive cash flows but assumes a contractual obligation to pay the cash flows without material delay to one or more recipients under a 'pass-through' arrangement (thereby substantially transferring all the risks and rewards of ownership of the financial asset);
- iv. The Group neither transfers nor retains substantially all risk and rewards of ownership and does not retain control over the financial asset.

In cases where Group has neither transferred nor retained substantially all of the risks and rewards of the financial asset, but retains control of the financial asset, the Group continues to recognise such financial asset to the extent of its continuing involvement in the financial asset. In that case, the Group also recognises an associated liability.

The financial asset and the associated liability are measured on a basis that reflects the rights and obligations that the Group has retained.

On derecognition of a financial asset, the difference between the asset's carrying amount and the sum of the consideration received and receivable and the cumulative gain or loss that had been recognised in other comprehensive income and accumulated in equity is recognised in profit or loss if such gain or loss would have otherwise been recognised in profit or loss on disposal of that financial asset.

f) Impairment of financial assets

The Group applies expected credit losses (ECL) model for measurement and recognition of loss allowance on the following:

- i. Trade receivables
- ii. Financial assets measured at amortised cost (other than trade receivables)

The Group does not have exposure to financial assets measured at fair value through other comprehensive income (FVTOCI)

In case of trade receivables, the Group follows a simplified approach wherein an amount equal to lifetime ECL is measured and recognised as loss allowance.

In case of other assets (listed as ii above), the Group determines if there has been a significant increase in credit risk of the financial asset since initial recognition. If the credit risk of such assets has not increased significantly, an amount equal to 12-month ECL is measured and recognised as loss allowance. However, if credit risk has increased significantly, an amount equal to lifetime ECL is measured and recognised as loss allowance.

Subsequently, if the credit quality of the financial asset improves such that there is no longer a significant increase in credit risk since initial recognition, the Group reverts to recognising impairment loss allowance based on 12-month ECL.

ECL is the difference between all contractual cash flows that are due to the Group in accordance with the contract and all the cash flows that the entity expects to receive (i.e. all cash shortfalls), discounted at the original effective interest rate.

12-month ECL are a portion of the lifetime ECL which result from default events that are possible within 12 months from the reporting date. Lifetime ECL are the expected credit losses resulting from all possible default events over the expected life of a financial asset.

ECL are measured in a manner that they reflect unbiased and probability weighted

Notes to the Consolidated Financial Statements

for the year ended 31st March, 2024

amounts determined by a range of outcomes, taking into account the time value of money and other reasonable information available as a result of past events, current conditions and forecasts of future economic conditions.

As a practical expedient, the Group uses a provision matrix to measure lifetime ECL on its portfolio of trade receivables. The provision matrix is prepared based on historically observed default rates over the expected life of trade receivables and is adjusted for forward-looking estimates. At each reporting date, the historically observed default rates and changes in the forward-looking estimates are updated.

ECL impairment loss allowance (or reversal) recognised during the period is recognised as expense/ income in the Statement of Profit and Loss under the head 'Other expenses' / 'Other income'.

B] Financial liabilities and equity instruments

Debt and equity instruments issued by a Group entity are classified as either financial liabilities or as equity in accordance with the substance of the contractual arrangements and the definitions of a financial liability and an equity instrument.

i. Equity instruments:

An equity instrument is any contract that evidences a residual interest in the assets of an entity after deducting all of its liabilities. Equity instruments issued by a Group entity are recognised at the proceeds received, net of direct issue costs.

Repurchase of the Group's own equity instruments is recognised and deducted directly in equity. No gain or loss is recognised in profit or loss on the purchase, sale, issue or cancellation of the Group's own equity instruments.

ii. Financial liabilities:

a) Initial recognition and measurement:

Financial liabilities are recognised when the Group becomes a party to the contractual provisions of the instrument. Financial liabilities are initially measured at fair value.

b) Subsequent measurement:

Financial liabilities are subsequently measured at amortised cost using the effective interest rate method. Financial liabilities carried at fair value through profit or loss are measured at fair value with all changes in fair value recognised in the Statement of Profit and Loss.

The Group has not designated any financial liability as at FVTPL.

c) Foreign exchange gains and losses:

For financial liabilities that are denominated in a foreign currency and are measured at amortised cost at the end of each reporting period, the foreign exchange gains and losses are determined based on the amortised cost of the instruments and are recognised in profit or loss.

The fair value of financial liabilities denominated in a foreign currency is determined in that foreign currency and translated at the closing rate at the end of the reporting period. For financial liabilities that are measured as at FVTPL, the foreign exchange component forms part of the fair value gains or losses and is recognised in Statement of Profit and Loss.

d) Derecognition of financial liabilities:

A financial liability is derecognised when the obligation under the liability is discharged or cancelled or expires. When an existing financial liability is replaced by another from the same lender on substantially different terms, or the terms of an existing liability are substantially modified, such an exchange or modification is treated as the derecognition of the original liability and the recognition of a new liability. The difference between the carrying amount of the financial liability derecognised and the consideration paid is recognised in the Statement of Profit and Loss.

3.16 Investment in joint venture

A joint venture is a joint arrangement whereby the parties that have joint control of the arrangement

Notes to the Consolidated Financial Statements

for the year ended 31st March, 2024

have rights to the net assets of the joint arrangement. Joint control is the contractually agreed sharing of control of an arrangement, which exists only when decisions about the relevant activities require unanimous consent of the parties sharing control.

The results and assets and liabilities of joint ventures are incorporated in these CFS using the equity method of accounting, except when the investment, or a portion thereof, is classified as held for sale, in which case it is accounted for in accordance with Ind AS 105. Under the equity method, an investment in a joint venture is initially recognised in the consolidated balance sheet at cost and adjusted thereafter to recognise the Group's share of the profit or loss and other comprehensive income of the joint venture. Distributions received from a joint venture reduce the carrying amount of the investment. When the Group's share of losses of a joint venture exceeds the Company's interest in that joint venture (which includes any long-term interests that, in substance, form part of the Company's net investment in the joint venture), the Group discontinues recognising its share of further losses. Additional losses are recognised only to the extent that the Group has incurred legal or constructive obligations or made payments on behalf of the joint venture.

An investment in a joint venture is accounted for using the equity method from the date on which the investee becomes a joint venture. On acquisition of the investment in a joint venture, any excess of the cost of the investment over the Group's share of the net fair value of the identifiable assets and liabilities of the investee is recognised as goodwill, which is included within the carrying amount of the investment. Any excess of the Group's share of the net fair value of the identifiable assets and liabilities over the cost of the investment, after reassessment, is recognised directly in equity as capital reserve in the period in which the investment is acquired.

After application of the equity method of accounting, the Group determines whether there is any objective evidence of impairment as a result of one or more events that occurred after the initial recognition of the net investment in a joint venture and that event (or events) has an impact on the estimated future cash flows from the net investment that can be reliably estimated. If there exists such objective evidence of impairment,

then it is necessary to recognise impairment loss with respect to the Group's investment in a joint venture.

When necessary, the entire carrying amount of the investment (including goodwill) is tested for impairment in accordance with Ind AS 36 Impairment of Assets as a single asset by comparing its recoverable amount (higher of value in use and fair value less costs of disposal) with its carrying amount. Any impairment loss recognised forms part of the carrying amount of the investment. Any reversal of that impairment loss is recognised in accordance with Ind AS 36 to the extent that the recoverable amount of the investment subsequently increases.

The Group discontinues the use of the equity method from the date when the investment ceases to be a joint venture, or when the investment is classified as held for sale. When the Group retains an interest in the former joint venture and the retained interest is a financial asset, the Group measures the retained interest at fair value at that date and the fair value is regarded as its fair value on initial recognition in accordance with Ind AS 109. The difference between the carrying amount of the joint venture at the date the equity method was discontinued, and the fair value of any retained interest and any proceeds from disposing of a part interest in joint venture is included in the determination of the gain or loss on disposal of the joint venture. In addition, the Group accounts for all amounts previously recognised in other comprehensive income in relation to that joint venture on the same basis as would be required if that joint venture had directly disposed of the related assets or liabilities. Therefore, if a gain or loss previously recognised in other comprehensive income by that joint venture would be reclassified to profit or loss on the disposal of the related assets or liabilities, the Group reclassifies the gain or loss from equity to profit or loss (as a reclassification adjustment) when the equity method is discontinued.

The Group continues to use the equity method when an investment in joint venture becomes an investment in an associate. There is no remeasurement to fair value upon such changes in ownership interests.

When the group reduces its ownership interest in a joint venture but the Group continues to

Notes to the Consolidated Financial Statements

for the year ended 31st March, 2024

use the equity method, the Group reclassifies to profit or loss the proportion of the gain or loss that had previously been recognised in other comprehensive income relating to that reduction in ownership interest if that gain or loss would be reclassified to profit or loss on the disposal of the related assets or liabilities.

When the Group transacts with a joint venture, unrealised gains and losses resulting from such transactions are eliminated to the extent of the interest in the joint venture.

3.17 Non-current assets held for sale

Non-current assets and disposal groups are classified as held for sale if their carrying amount will be recovered principally through a sale transaction rather than through continuing use. This condition is regarded as met only when the asset (or disposal group) is available for immediate sale in its present condition subject only to terms that are usual and customary for sales of such assets (or disposal group) and its sale is highly probable. Management must be committed to the sale, which should be expected to qualify for recognition as completed sale within one year from the date of classification.

Non-current assets (and disposal groups) classified as held for sale are measured at the lower of their carrying amount and fair value less costs to sell.

3.18 Earnings Per Share

Basic earnings per share is computed by dividing the net profit for the period attributable to the equity shareholders of the Company by the weighted average number of equity shares outstanding during the period. The weighted average number of equity shares outstanding during the period and for all periods presented is adjusted for events, such as bonus shares, other than the conversion of potential equity shares that have changed the number of equity shares outstanding, without a corresponding change in resources.

For the purpose of calculating diluted earnings per share, the net profit for the period attributable to equity shareholders and the weighted average number of shares outstanding during the period is adjusted for the effects of all dilutive potential equity shares.

4. Critical accounting judgements, assumptions and use of estimates

The preparation of Group's financial statements requires management to make judgements, estimations and assumptions about the carrying value of assets and liabilities that are not readily apparent from other sources. The estimates and associated assumptions are based on historical experience and other factors that are considered to be relevant. Actual results may differ from these estimates.

The estimates and underlying assumptions are reviewed on an ongoing basis. Revisions to accounting estimates are recognised in the period in which the estimate is revised if the revision affects only that period or in the period of revision or future periods if the revision affects both current and future periods.

Following are the critical judgements, assumptions and use of estimates that have the most significant effects on the amounts recognised in these financial statements:

a) Useful lives of Property, Plant & Equipment (PPE), Investment property and intangible assets :

The Group has adopted useful lives of PPE, Investment property and intangible assets as described in Note 3.4, 3.5 and 3.6 above. Depreciation and amortisation are based on management estimates of the future useful lives of the PPE, Investment property and intangible assets. Estimates may change due to technological developments, competition, changes in market conditions and other factors and may result in changes in the estimated useful life and in the depreciation and amortisation charges. The Group reviews the estimated useful lives of PPE, Investment property and intangible assets at the end of each reporting period.

b) Leasehold land :

In respect of leasehold lands, considering the terms and conditions of the leases, particularly in respect of the transfer of substantially all risks and rewards incidental to ownership of an asset, it is concluded that they are in the nature of leases.

c) Fair value measurements and valuation processes :

Some of the Group's assets are measured at fair value for financial reporting purposes. In estimating the fair value of an asset or a liability, the

Notes to the Consolidated Financial Statements

for the year ended 31st March, 2024

Group uses market-observable data to the extent it is available. When the fair values of financial assets recorded in the balance sheet cannot be derived from active markets, they are determined using a variety of valuation technique that include the use of valuation models. The inputs to these models are taken from observable markets where possible, but where this is not feasible, a degree of judgment is required in establishing fair values.

d) Defined employee benefit obligation:

The cost of post-employment benefits is determined using actuarial valuations. An actuarial valuation involves making various assumptions that may differ from actual developments in the future. These include the determination of the discount rates, future salary increases and mortality rates. Due to the complexities involved in the valuation and its long-term nature, a defined benefit obligation is highly sensitive to changes in these assumptions. All assumptions are reviewed annually.

e) Expected credit losses on financial assets:

The impairment provisions of financial assets and contract assets are based on assumptions about risk of default and expected timing of collection. The Group uses judgment in making these assumptions and selecting the inputs for the impairment calculation, based on the Group's past history of collections, customer's creditworthiness, existing market conditions as well as forward looking estimates at the end of each reporting period.

f) Recognition and measurement of provisions and contingencies

Provisions and liabilities are recognised in the period when it becomes probable that there will be a future outflow of funds resulting from past operations or events and the amount of cash outflow can be reliably estimated. The timing of recognition and quantification of the liability requires the application of judgement to existing facts and circumstances, which can be subject to change. The carrying amounts of provisions and liabilities are reviewed regularly and revised to take account of changing facts and circumstances. In the normal course of business, contingent liabilities may arise from litigations and other claims against the Group. Judgment is required to determine the probability of such potential liabilities actually crystallising. In case the probability is low, the same are treated as contingent liabilities. Such liabilities are disclosed in the notes but are not provided for in the consolidated financial statements.

g) Income taxes

Provision for current tax is made based on reasonable estimate of taxable income computed as per the prevailing tax laws. The amount of such provision is based on various factors including interpretation of tax regulations, changes in tax laws, acceptance of tax positions in the tax assessments etc.

Notes to the Consolidated Financial Statements

for the year ended 31st March, 2024

5. Property, plant and equipment

(₹ in Lakhs)

Particulars	As at	As at
	31 st March, 2024	31 st March, 2023
Carrying amount of:		
Freehold land	519.62	519.62
Buildings	57,627.01	28,909.66
Plant and equipment	3,43,972.85	2,65,270.06
Furniture and fixtures	1,012.21	395.73
Vehicles	1,404.52	515.73
Office equipment	914.80	663.03
	4,05,451.01	2,96,273.83

(₹ in Lakhs)

Particulars	Freehold land	Buildings	Plant and equipment	Furniture and fixtures	Vehicles	Office equipment	Total
I. Cost or Deemed Cost							
Balance as at 1st April, 2022	46.86	34,568.27	3,16,890.95	1,164.14	788.26	1,955.91	3,55,414.39
Additions	472.76	4,911.41	69,262.15	188.13	7.57	492.27	75,334.29
Borrowing costs	-	7.64	1,284.96	-	-	-	1,292.60
Reclassified from investment property	-	338.28	-	-	-	-	338.28
Reclassified as asset held for sale	-	(2,799.19)	-	-	-	-	(2,799.19)
Disposals	-	-	(957.57)	(3.54)	(10.01)	(13.85)	(984.97)
Effect of foreign currency translation differences	-	0.79	291.42	5.57	-	6.39	304.17
Balance as at 31st March, 2023	519.62	37,027.20	3,86,771.91	1,354.30	785.82	2,440.72	4,28,899.57
Additions	-	29,985.58	1,04,078.14	719.57	1,146.09	593.78	1,36,523.16
Borrowing costs	-	312.28	1,558.15	-	-	-	1,870.43
Disposals	-	-	(2,223.01)	-	(174.84)	-	(2,397.85)
Effect of foreign currency translation differences	-	0.92	335.84	2.36	-	1.72	340.84
Balance as at 31st March, 2024	519.62	67,325.98	4,90,521.03	2,076.23	1,757.07	3,036.22	5,65,236.15

(₹ in Lakhs)

Particulars	Freehold land	Buildings	Plant and equipment	Furniture and fixtures	Vehicles	Office equipment	Total
II. Accumulated depreciation							
Balance as at 1st April, 2022	-	7,039.10	1,01,035.98	892.20	191.17	1,519.94	1,10,678.39
Depreciation for the year	-	1,165.05	21,079.81	67.05	88.93	266.39	22,667.23
Reclassified from investment property	-	43.25	-	-	-	-	43.25
Reclassified as asset held for sale	-	(130.25)	-	-	-	-	(130.25)
Eliminated on disposal of assets	-	-	(727.42)	(3.54)	(10.01)	(13.85)	(754.82)
Effect of foreign currency translation differences	-	0.39	113.48	2.86	-	5.21	121.94
Balance as at 31st March, 2023	-	8,117.54	1,21,501.85	958.57	270.09	1,777.69	1,32,625.74
Depreciation for the year	-	1,580.83	24,987.59	103.75	175.60	342.43	27,190.20
Eliminated on disposal of assets	-	-	(107.60)	-	(93.14)	-	(200.74)
Effect of foreign currency translation differences	-	0.60	166.34	1.70	-	1.30	169.94
Balance as at 31st March, 2024	-	9,698.97	1,46,548.18	1,064.02	352.55	2,121.42	1,59,785.14

Notes to the Consolidated Financial Statements

for the year ended 31st March, 2024

5. Property, plant and equipment (Contd.)

(₹ in Lakhs)

Particulars	Freehold land	Buildings	Plant and equipment	Furniture and fixtures	Vehicles	Office equipment	Total
III. Net carrying amount							
As at 31st March, 2023	519.62	28,909.66	2,65,270.06	395.73	515.73	663.03	2,96,273.83
As at 31st March, 2024	519.62	57,627.01	3,43,972.85	1,012.21	1,404.52	914.80	4,05,451.01

Note:

1) Details of carrying amounts of PPE hypothecated as security for borrowings (see Note 39) are as under:

(₹ in Lakhs)

Assets at Carrying Value	As at 31 st March, 2024	As at 31 st March, 2023
Plant and equipment	69,720.16	56,392.96
Furniture and Fixtures	1.67	1.41
Vehicles	555.74	337.28
Office equipment	1.51	2.01
Total	70,279.08	56,733.66

2) The Group has not revalued its property, plant and equipment.

6. Capital work-in-progress

(₹ in Lakhs)

Particulars	As at 31 st March, 2024	As at 31 st March, 2023
Capital work-in-progress	1,05,100.91	1,04,855.18
Pre-operative expenditure pending allocation	4,025.40	9,382.66
Total	1,09,126.31	1,14,237.84

Particulars of pre-operative expenditure incurred during the year are as under:

(₹ in Lakhs)

Particulars	As at 31 st March, 2024	As at 31 st March, 2023
Opening Balance	9,382.66	3,776.95
Add: Expenses incurred during the year		
Employee benefits expenses	8,230.60	4,914.72
Borrowing costs	1,017.94	1,553.21
Power & fuel	2,718.83	476.10
Depreciation	90.21	101.51
Legal & professional fees and expenses	923.25	316.80
Production labour charges	192.09	113.09
Other expenses	1,347.22	1,090.25
	14,520.14	8,565.68
Sub-total	23,902.80	12,342.63
Less: Capitalised during the year	(19,877.40)	(2,959.97)
Closing balance	4,025.40	9,382.66

Notes to the Consolidated Financial Statements

for the year ended 31st March, 2024

Capital work-in-progress (CWIP) ageing schedule as at 31st March, 2024

(₹ in Lakhs)

CWIP	Amount in CWIP for a period of				Total
	Less than 1 year	1-2 years	2-3 years	More than 3 years	
Projects in progress	83,632.41	22,989.93	2,029.17	474.80	1,09,126.31
Projects temporarily suspended	-	-	-	-	-

Details of CWIP whose completion is overdue as compared to its original plan as at 31st March, 2024

(₹ in Lakhs)

CWIP	To be completed in				Total
	Less than 1 year	1-2 years	2-3 years	More than 3 years	
Project 1	441.86	-	-	-	441.86
Project 2	-	2,004.15	-	-	2,004.15
Project 3	-	610.02	-	-	610.02
Project 4	-	221.20	-	-	221.20
Total	441.86	2,835.37	-	-	3,277.23

Capital work-in-progress (CWIP) ageing schedule as at 31st March, 2023

(₹ in Lakhs)

CWIP	Amount in CWIP for a period of				Total
	Less than 1 year	1-2 years	2-3 years	More than 3 years	
Projects in progress	91,672.61	20,681.89	1,420.59	462.75	1,14,237.84
Projects temporarily suspended	-	-	-	-	-

Details of CWIP whose completion is overdue as compared to its original plan as at 31st March, 2023

(₹ in Lakhs)

CWIP	To be completed in				Total
	Less than 1 year	1-2 years	2-3 years	More than 3 years	
Project 1	-	1,050.34	-	-	1,050.34
Project 2	794.57	-	-	-	794.57
Total	794.57	1,050.34	-	-	1,844.91

7. Investment property

(₹ in Lakhs)

Particulars	As at 31 st March, 2024	As at 31 st March, 2023
Carrying amount of:		
Building	330.11	338.18
Total	330.11	338.18

(₹ in Lakhs)

Particulars	Building
I. Cost or Deemed Cost	
Balance as at 1st April, 2022	741.04
Reclassified to Property, plant and equipment	(338.28)
Balance as at 31st March, 2023	402.76
Balance as at 31st March, 2024	402.76

Notes to the Consolidated Financial Statements

for the year ended 31st March, 2024

7. Investment Property (Contd.)

(₹ in Lakhs)	
Particulars	Building
II. Accumulated depreciation	
Balance as at 1 st April, 2022	97.33
Depreciation for the year	10.50
Reclassified to Property, plant and equipment	(43.25)
Balance as at 31st March, 2023	64.58
Depreciation for the year	8.07
Balance as at 31st March, 2024	72.65

(₹ in Lakhs)	
Particulars	Building
III. Net carrying amount	
As at 31 st March, 2023	338.18
As at 31st March, 2024	330.11

7.1 Fair Value of Investment Property

Fair valuation of Investment Property as at 31st March, 2024 and 31st March, 2023 has been arrived at on the basis of valuation carried out by an independent valuer not related to the Group. The valuer is registered with the authority which governs the valuers in India, and in the opinion of management he has appropriate qualifications and recent experience in the valuation of properties. For the Investment property, the fair value was determined based on the capitalisation of net income method where the market rentals of all lettable units of the property are assessed by reference to the rentals achieved in the lettable units as well as other lettings of similar properties in the neighbourhood. The capitalisation rate adopted are made by reference to the yield rates observed by the valuers for similar property in the locality and adjusted based on the valuer's knowledge of the factors specific to the property. Thus, the significant unobservable inputs are as follows:

- Monthly market rent, taking into account the difference in location, and individual factors, such as frontage and size, between the comparable and the property; and
- Capitalisation rate adopted, taking into account the capitalisation of rental income potential, nature of the property, and prevailing market condition.

The fair value hierarchy for the investment property is Level 3 and the fair values are as under:

(₹ in Lakhs)	
Particulars	Amount
Fair value as at 31 st March, 2023	8,067.00
Fair value as at 31st March, 2024	8,333.00

7.2 Amounts recognised in profit or loss in respect of investment property

(₹ in Lakhs)		
Particulars	Year ended 31 st March, 2024	Year ended 31 st March, 2023
Rental income	467.45	478.31
Direct operating expenses in respect of properties that generated rental income	67.68	181.85
Depreciation	8.07	10.50

Note: The Group has not revalued its investment property.

Notes to the Consolidated Financial Statements

for the year ended 31st March, 2024

8 (a) Intangible assets

(₹ in Lakhs)		
Particulars	As at 31 st March, 2024	As at 31 st March, 2023
Carrying amount of:		
Software	800.58	667.54
Mining Rights	508.25	596.71
Technical Know-How	88.38	342.60
Product Development	-	-
Total	1,397.21	1,606.85

(₹ in Lakhs)					
Particulars	Software	Mining Rights	Technical Know-how	Product Development	Total
I. Cost or Deemed Cost					
Balance as at 1 st April, 2022	221.02	1,208.72	5,205.80	695.80	7,331.34
Additions	687.33	155.97	-	-	843.30
Effect of foreign currency translation differences	-	35.23	-	-	35.23
Balance as at 31st March, 2023	908.35	1,399.92	5,205.80	695.80	8,209.87
Additions	392.18	-	-	-	392.18
Effect of foreign currency translation differences	-	45.20	-	-	45.20
Balance as at 31st March, 2024	1,300.53	1,445.12	5,205.80	695.80	8,647.25

(₹ in Lakhs)					
Particulars	Software	Mining Rights	Technical Know-how	Product Development	Total
II. Accumulated amortisation					
Balance as at 1 st April, 2022	220.34	670.38	4,420.16	695.80	6,006.68
Amortisation for the year	20.47	110.81	443.04	-	574.32
Effect of foreign currency translation differences	-	22.02	-	-	22.02
Balance as at 31st March, 2023	240.81	803.21	4,863.20	695.80	6,603.02
Amortisation for the year	259.14	105.04	254.22	-	618.40
Effect of foreign currency translation differences	-	28.62	-	-	28.62
Balance as at 31st March, 2024	499.95	936.87	5,117.42	695.80	7,250.04

(₹ in Lakhs)					
Particulars	Software	Mining Rights	Technical Know-how	Product Development	Total
III. Net Carrying amount					
As at 31 st March, 2023	667.54	596.71	342.60	-	1,606.85
As at 31st March, 2024	800.58	508.25	88.38	-	1,397.21

Note: The Group has not revalued its intangible assets.

Notes to the Consolidated Financial Statements

for the year ended 31st March, 2024

8 (b) Intangible assets under development

(₹ in Lakhs)

Particulars	As at	As at
	31 st March, 2024	31 st March, 2023
Intangible assets under development	3,713.42	1,529.91
Total	3,713.42	1,529.91

Intangible assets under development ageing schedule as at 31st March, 2024

(₹ in Lakhs)

Intangible assets under development	Amount in Intangible assets under development for a period of				Total
	Less than 1 year	1-2 years	2-3 years	More than 3 years	
Projects in progress	2,183.51	1,529.91	-	-	3,713.42
Projects temporarily suspended	-	-	-	-	-

Intangible assets under development ageing schedule as at 31st March, 2023

(₹ in Lakhs)

Intangible assets under development	Amount in Intangible assets under development for a period of				Total
	Less than 1 year	1-2 years	2-3 years	More than 3 years	
Projects in progress	1,529.91	-	-	-	1,529.91
Projects temporarily suspended	-	-	-	-	-

9. Investments

(a) Investments accounted for using the equity method

Investment in Joint Venture

(₹ in Lakhs)

Particulars	Face Value	As at 31 st March, 2024		As at 31 st March, 2023	
		Nos.	Amounts	Nos.	Amounts
Non - Current, fully paid-up					
Unquoted Investments					
Investment in Equity Instrument					
Swarnim Gujarat Fluorspar Private Limited (SGFPL)	₹ 10	11,82,500	86.04	11,82,500	86.29
Total investment in joint venture			86.04		86.29

Details of the Group's joint venture at the end of the reporting period are as follows:

Name of Joint Venture	Proportion of ownership interest and voting rights held by the Group	
	As at	As at
	31 st March, 2024	31 st March, 2023
Swarnim Gujarat Fluorspar Private Limited	25.00%	25.00%

SGFPL is incorporated in India and is engaged in the business of manufacturing of Acid Grade Fluorspar. This joint venture is accounted for using the equity method in these consolidated financial statements.

Notes to the Consolidated Financial Statements

for the year ended 31st March, 2024

9. Investments (Contd.)

Aggregate information of joint venture:

(₹ in Lakhs)

Particulars	Year ended	Year ended
	31 st March, 2024	31 st March, 2023
The Group's share of loss	(0.25)	(0.52)
The Group's share of other comprehensive income	-	-
The Group's share of total comprehensive income	(0.25)	(0.52)

There are no restrictions on the ability of the joint venture to transfer funds to the Group in the form of cash dividend or to repay loans or advances made by the Group.

(b) Other Investments (measured at FVTPL)

(₹ in Lakhs)

Particulars	Face Value	As at 31 st March, 2024		As at 31 st March, 2023	
		Nos.	Amounts	Nos.	Amounts
Non-current investments					
I. Unquoted Investments (fully paid-up)					
Investment in Equity Instruments					
Kaleidoscope Entertainment Private Limited	₹ 1	5,62,500	-	5,62,500	-
(Net of impairment loss of ₹ 60.75 Lakhs (as at 31 st March, 2023: ₹ 60.75 Lakhs)					
Investments in Venture Capital Fund					
Kshitij Venture Capital Fund	₹ 121	-	-	2,50,000	17.15
Less: Current portion of non-current investments disclosed under current investments			-		(17.15)
			-		-
Total non-current investments			-		-
Aggregate amount of unquoted investments			-		-
Aggregate amount of impairment in value of investments			60.75		60.75

(c) Other Investments (measured at FVTPL)

(₹ in Lakhs)

Particulars	Face Value	As at 31 st March, 2024		As at 31 st March, 2023	
		Nos.	Amounts	Nos.	Amounts
Current investments					
Unquoted Investments (fully paid-up)					
Investments in venture capital fund					
Kshitij Venture Capital Fund	₹ 121	-	-	2,50,000	17.15
			-		17.15
Total current investments			-		17.15
Aggregate amount of unquoted investments			-		17.15
Aggregate amount of impairment in value of investments			-		-

Notes to the Consolidated Financial Statements

for the year ended 31st March, 2024

9. Investments (Contd.)

(₹ in Lakhs)

Particulars	As at 31 st March, 2024	As at 31 st March, 2023
Summary of other investments		
Non-current investments	-	-
Current investments	-	17.15
Total	-	17.15
Categorywise other investments - as per Ind AS 109 classification:		
Investments carried at fair value through profit or loss	-	17.15
Total	-	17.15

10. Loans (at amortised cost)

(Unsecured, considered good, unless otherwise stated)

(₹ in Lakhs)

Particulars	As at 31 st March, 2024	As at 31 st March, 2023
Non-current		
Loan to employee	-	8.13
Total	-	8.13
Current		
Inter corporate deposits to others		
- Considered good	2,725.00	2,725.00
- Credit impaired	1,033.75	1,033.75
	3,758.75	3,758.75
Less: Provision for credit impaired	(1,033.75)	(1,033.75)
	2,725.00	2,725.00
Loan to employee	1.48	37.90
Total	2,726.48	2,762.90

11. Other financial assets (at amortised cost)

(Unsecured, considered good, unless otherwise stated)

(₹ in Lakhs)

Particulars	As at 31 st March, 2024	As at 31 st March, 2023
Non-current		
Security deposits	1,429.67	2,152.18
Non-current bank balances (from Note 18)	95.27	92.70
Total	1,524.94	2,244.88
Current		
Security deposits	1,773.44	2,231.66
Other receivables		
- from related parties (including interest on capital advances of ₹ 23,784.35 Lakhs (as at 31 st March, 2023 ₹ 22,949.97 Lakhs) - see Note 46)	31,532.05	30,529.15
- Insurance claims lodged - see Note 50	4,775.94	5,123.63
- others	44.68	60.12
Total	38,126.11	37,944.56

Notes to the Consolidated Financial Statements

for the year ended 31st March, 2024

12. Deferred tax assets and liabilities (net)

(₹ in Lakhs)

Particulars	As at 31 st March, 2024	As at 31 st March, 2023
Deferred tax assets	102.61	28.62
Deferred tax liabilities	(26,646.15)	(24,129.85)
Net deferred tax liabilities	(26,543.54)	(24,101.23)

Year ended 31st March, 2024

12.1 The major components of deferred tax assets/(liabilities) in relation to :

(₹ in Lakhs)

Particulars	Balance as at 1 st April, 2023	Effect of foreign currency translation differences	Recognised in profit or loss	Recognised in other comprehensive income	Balance as at 31 st March, 2024
Property, plant and equipment and intangible assets	(30,230.52)	(0.20)	(2,525.55)	-	(32,756.27)
Expenses allowable on payment basis	473.58	0.07	(44.70)	-	428.95
Allowance for doubtful trade receivables and expected credit losses	277.70	0.45	(13.27)	-	264.88
Expenses allowable in subsequent years	131.08	-	(131.08)	-	-
Gratuity and leave benefits	1,481.51	-	269.94	70.16	1,821.61
Unabsorbed depreciation (see Note 12.3)	-	-	529.40	-	529.40
Business losses (see Note 12.3)	-	-	13.82	-	13.82
Unrealised profit on inventory	3,497.48	-	(621.73)	-	2,875.75
Other deferred tax assets	267.94	0.11	10.27	-	278.32
Net deferred tax liabilities	(24,101.23)	0.43	(2,512.90)	70.16	(26,543.54)

Year ended 31st March, 2023

12.2 The major components of deferred tax assets/(liabilities) in relation to :

(₹ in Lakhs)

Particulars	Balance as at 1 st April, 2022	Effect of foreign currency translation differences	Recognised in profit or loss	Recognised in other comprehensive income	Balance as at 31 st March, 2023
Property, plant and equipment and intangible assets	(28,922.80)	(0.26)	(1,307.46)	-	(30,230.52)
Expenses allowable on payment basis	303.18	0.08	170.32	-	473.58
Allowance for doubtful trade receivables and expected credit losses	287.66	2.33	(12.29)	-	277.70
Effect of measuring derivative instruments at fair value	(21.61)	-	19.98	1.63	-
Expenses allowable in subsequent years	262.16	-	(131.08)	-	131.08
Gratuity and leave benefits	1,220.23	-	216.45	44.83	1,481.51
Unrealised profit on inventory	948.74	-	2,548.74	-	3,497.48
Other deferred tax assets	2.55	0.08	265.31	-	267.94
Net deferred tax liabilities	(25,919.89)	2.23	1,769.97	46.46	(24,101.23)

Notes to the Consolidated Financial Statements

for the year ended 31st March, 2024

12. Deferred tax assets and liabilities (net) (Contd.)

12.3 Deferred tax asset on tax losses recognised by a subsidiary company

GFCL EV Products Limited, a subsidiary in the Group, has recognised deferred tax asset on tax losses comprising of unabsorbed depreciation and business losses as per the Income-tax Act, 1961 based on the projections and estimates of the profitability of the Company. The Group expects the said tax losses to be utilised and consequently, the Group has concluded that the said deferred tax asset is recoverable.

12.4 As at 31st March, 2024, the Group has following unused tax losses in respect of one subsidiary for which no deferred tax asset has been recognised:

(₹ in Lakhs)

Nature of tax loss	Financial Year	Gross amount	Expiry date
Business losses	2020-21	2,035.37	31-03-2025
Business losses	2021-22	819.05	31-03-2026
Business losses	2022-23	5.44	31-03-2027
Unabsorbed depreciation	Various	5,359.71	Indefinite

12.5 No deferred tax liability has been recognised in respect of temporary differences associated with the investments in subsidiaries (on account of undistributed earnings of the subsidiaries and foreign currency translation differences) aggregating to ₹ 28,459.49 Lakhs (as at 31st March, 2023: ₹ 25,774.39 Lakhs) as the holding company is able to control the timing of the reversal of the temporary differences and it is probable that the temporary differences will not reverse in the foreseeable future.

13. Other assets

(Unsecured, considered good, unless otherwise stated)

(₹ in Lakhs)

Particulars	As at 31 st March, 2024	As at 31 st March, 2023
Non-current		
Capital advances		
to related parties (see Note 46)	4,898.68	25,410.00
to others	15,892.44	22,580.21
Security deposits with Government authorities	263.31	265.59
Balances with government authorities - Balance in GST/VAT accounts	7,327.16	513.52
Deposits towards import duties and custom bond	11,771.81	9,310.93
Prepayments	14.13	4.93
Total	40,167.53	58,085.18
Current		
Advance to suppliers		
Considered good	6,118.20	9,399.76
Considered doubtful	-	47.09
	6,118.20	9,446.85
Less: Allowance for doubtful advances	-	(47.09)
	6,118.20	9,399.76
Other advances	478.14	533.08
Duties & taxes refunds claimed	2,406.15	4,854.25
Less: Allowance for doubtful refunds	(94.83)	(94.83)
	2,311.32	4,759.42
Balances with government authorities - Balance in GST/VAT accounts	24,968.95	12,663.01
Export incentives receivables	2,214.00	1,454.61
Prepayments	1,974.46	2,266.14
Total	38,065.07	31,076.02

Notes to the Consolidated Financial Statements

for the year ended 31st March, 2024

14. Income tax assets (net)

(₹ in Lakhs)

Particulars	As at 31 st March, 2024	As at 31 st March, 2023
Non-current		
Income tax paid (net of provisions)	1,912.03	2.91
Total	1,912.03	2.91

15. Inventories

(at lower of cost and net realisable value)

(₹ in Lakhs)

Particulars	As at 31 st March, 2024	As at 31 st March, 2023
Raw materials (see note (i) below)	36,479.67	40,269.21
Work-in-progress	21,669.58	15,928.60
Finished goods	77,689.75	70,171.85
Stores, spares and consumables	19,860.65	17,173.13
Others		
- Fuel	530.37	4,129.36
- Packing materials	827.41	713.03
- By products	76.14	152.71
Total	1,57,133.57	1,48,537.89

Notes:

- Raw materials include material in transit of ₹ 325.99 Lakhs (as at 31st March, 2023: ₹ 192.97 Lakhs).
- The cost of inventories recognised as an expense includes ₹ 1,532.94 Lakhs (as at 31st March, 2023: ₹ 698.38 Lakhs) in respect of write downs of inventory to net realisable value.
- The mode of valuation of inventories has been stated in Note 3.3

16. Trade receivables

(Unsecured, considered good, unless otherwise stated)

(₹ in Lakhs)

Particulars	As at 31 st March, 2024	As at 31 st March, 2023
Current		
Considered good	84,458.71	1,10,679.72
Trade receivables which have significant increase in credit risk	91.40	97.20
Trade receivables - credit impaired	912.87	978.32
	85,462.98	1,11,755.24
Provision for expected credit loss and impairment	(1,004.27)	(1,075.52)
Total	84,458.71	1,10,679.72

Note: The Group has entered into an arrangement for factoring of receivables with banks to unconditionally and irrevocably sell, transfer, assign and convey all the rights, titles and interest of the Group in the receivables as identified. Receivables sold as on 31st March, 2024 are of ₹ 5,971.70 Lakhs (as at 31st March, 2023: ₹ 6,819.09 Lakhs). The Group has derecognised these receivables as it has transferred its contractual rights to the banks with all the risks and rewards of ownership and retains no control over these receivables.

Notes to the Consolidated Financial Statements

for the year ended 31st March, 2024

16. Trade Receivables (Contd.)

Trade receivables ageing schedule

Ageing for trade receivables - outstanding as at 31st March, 2024 is as follows:

(₹ in Lakhs)

Particulars	Not due	Outstanding for following periods from due date of payment					Total
		Less than 6 months	6 months - 1 year	1-2 years	2-3 years	More than 3 years	
Undisputed trade receivables							
Considered good	67,923.68	15,100.41	1,067.76	366.86	-	-	84,458.71
Which have significant increase in credit risk	24.97	10.76	10.63	7.49	-	37.55	91.40
Credit impaired	-	-	-	23.47	59.83	829.57	912.87
Disputed trade receivables							
Considered good	-	-	-	-	-	-	-
Which have significant increase in credit risk	-	-	-	-	-	-	-
Credit impaired	-	-	-	-	-	-	-
Sub-total	67,948.65	15,111.17	1,078.39	397.82	59.83	867.12	85,462.98
Provision for expected credit loss & impairment	(24.97)	(10.76)	(10.63)	(30.96)	(59.83)	(867.12)	(1,004.27)
Net Trade Receivables	67,923.68	15,100.41	1,067.76	366.86	-	-	84,458.71

Ageing for trade receivables - outstanding as at 31st March, 2023 is as follows:

(₹ in Lakhs)

Particulars	Not due	Outstanding for following periods from due date of payment					Total
		Less than 6 months	6 months - 1 year	1-2 years	2-3 years	More than 3 years	
Undisputed trade receivables							
Considered good	77,013.04	32,757.75	659.67	113.30	135.96	-	1,10,679.72
Which have significant increase in credit risk	38.79	8.41	5.89	2.31	34.53	7.27	97.20
Credit impaired	-	-	18.49	-	198.98	760.85	978.32
Disputed trade receivables							
Considered good	-	-	-	-	-	-	-
Which have significant increase in credit risk	-	-	-	-	-	-	-
Credit impaired	-	-	-	-	-	-	-
Sub-total	77,051.83	32,766.16	684.05	115.61	369.47	768.12	1,11,755.24
Provision for expected credit loss & impairment	(38.79)	(8.41)	(24.38)	(2.31)	(233.51)	(768.12)	(1,075.52)
Net Trade Receivables	77,013.04	32,757.75	659.67	113.30	135.96	-	1,10,679.72

Notes to the Consolidated Financial Statements

for the year ended 31st March, 2024

17. Cash & cash equivalents

(₹ in Lakhs)

Particulars	As at 31 st March, 2024	As at 31 st March, 2023
Balances with banks in current accounts	3,136.30	2,392.41
Cash on hand	9.23	6.70
Total	3,145.53	2,399.11

18. Other bank balances

(₹ in Lakhs)

Particulars	As at 31 st March, 2024	As at 31 st March, 2023
Balance in unclaimed dividend accounts	37.09	28.66
Bank deposits with original maturity for more than 3 months but less than 12 months	16,658.18	13,666.23
Bank deposits with original maturity of more than 12 months	99.22	97.33
	16,757.40	13,763.56
Amount disclosed under Note 11 - 'Other financial assets - non current'	(95.27)	(92.70)
Total	16,699.22	13,699.52

Note: Other bank balances includes ₹ 97.64 Lakhs (as at 31st March, 2023: ₹ 117.17 Lakhs) margin money deposits kept as security against bank guarantees and fixed deposits of ₹ 16,408.00 Lakhs (as at 31st March, 2023: ₹ 13,250.00 Lakhs) kept as security against working capital facilities provided to related parties.

19. Equity share capital

(₹ in Lakhs)

Particulars	As at 31 st March, 2024	As at 31 st March, 2023
Authorised		
20,00,00,000 (31 st March, 2023: 20,00,00,000) equity shares of ₹ 1 each	2,000.00	2,000.00
Issued and subscribed and fully paid		
10,98,50,000 (31 st March, 2023: 10,98,50,000) equity shares of ₹ 1 each	1,098.50	1,098.50
Total	1,098.50	1,098.50

19.1 Rights, preferences and restrictions attached to equity shares

The Company has only one class of equity shares having par value of ₹ 1 per share. Each shareholder is eligible for one vote per share held and entitled to receive dividend as declared from time to time. In the event of liquidation of the Company, the holders of equity shares will be entitled to receive the remaining assets of the Company, in proportion of their shareholding.

19.2 During the year, the Company has paid ₹ 2 per equity share as final dividend for the year ended 31st March, 2023 aggregating to ₹ 2,197.00 Lakhs. In the preceding year, the Company had paid ₹ 2 per equity share as final dividend for the year ended 31st March, 2022 aggregating to ₹ 2,197.00 Lakhs and ₹ 2 per equity share as an interim dividend, aggregating to ₹ 2,197.00 Lakhs.

Notes to the Consolidated Financial Statements

for the year ended 31st March, 2024

19. Equity share capital (Contd.)

The Board of Directors at its meeting held on 6th May, 2024 have recommended payment of final dividend of ₹ 3 per equity share for the financial year ended 31st March, 2024 aggregating to ₹ 3,295.50 Lakhs. The above is subject to approval at the ensuing Annual General Meeting of the Company and is not recognised as a liability.

19.3 Shares held by holding company

Particulars	Nos.	(₹ in Lakhs)
As at 31st March, 2024		
Inox Leasing and Finance Limited	5,77,91,906	577.92
As at 31st March, 2023		
Inox Leasing and Finance Limited	5,77,91,906	577.92

19.4 Details of shareholders holding more than 5% shares in the Company

Particulars	Nos.	holding %
As at 31st March, 2024		
Inox Leasing and Finance Limited	5,77,91,906	52.61%
Devansh Trademart LLP	66,62,360	6.06%
Aryavardhan Trading LLP (Formerly known as Siddhapavan Trading LLP)	55,76,440	5.08%
As at 31st March, 2023		
Inox Leasing and Finance Limited	5,77,91,906	52.61%
Devansh Trademart LLP	66,62,360	6.06%
Aryavardhan Trading LLP (Formerly known as Siddhapavan Trading LLP)	55,76,440	5.08%

19.5 Details of shares allotted without payment being received in cash in last five years

During the financial year 2019-20, the Company has issued 10,98,50,000 fully paid-up equity share of ₹ 1 each, pursuant to the Scheme of demerger.

19.6 Shareholdings of promoters

Disclosure of Shareholding of promoters as at 31st March, 2024 is as follows:

Sr. No.	Name of the Promoter	As at 31 st March, 2024		As at 31 st March, 2023		% Change during the year
		No. of Shares	% of holding	No. of Shares	% of holding	
	Promoter					
1	Inox Leasing and Finance Limited	5,77,91,906	52.61%	5,77,91,906	52.61%	-
	Promoter Group					
2	Devansh Trademart LLP	66,62,360	6.06%	66,62,360	6.06%	-
3	Aryavardhan Trading LLP (Formerly known as Siddhapavan Trading LLP)	55,76,440	5.08%	55,76,440	5.08%	-
4	Devendra Kumar Jain	20,100	0.02%	20,100	0.02%	-
5	Vivek Kumar Jain	20,100	0.02%	20,100	0.02%	-
6	Devansh Jain	10,000	0.01%	10,000	0.01%	-
7	Nandita Jain	10,000	0.01%	10,000	0.01%	-

Notes to the Consolidated Financial Statements

for the year ended 31st March, 2024

19. Equity share capital (Contd.)

Disclosure of Shareholding of promoters as at 31st March, 2023 is as follows:

Sr. No.	Name of the Promoter	As at 31 st March, 2023		As at 31 st March, 2022		% Change during the year
		No. of Shares	% of holding	No. of Shares	% of holding	
	Promoter					
1	Inox Leasing and Finance Limited	5,77,91,906	52.61%	6,02,91,906	54.89%	(2.28%)
	Promoter Group					
2	Devansh Trademart LLP	66,62,360	6.06%	66,62,360	6.06%	-
3	Aryavardhan Trading LLP (Formerly known as Siddhapavan Trading LLP)	55,76,440	5.08%	55,76,440	5.08%	-
4	Devendra Kumar Jain	20,100	0.02%	20,100	0.02%	-
5	Vivek Kumar Jain	20,100	0.02%	20,100	0.02%	-
6	Devansh Jain	10,000	0.01%	10,000	0.01%	-
7	Nandita Jain	10,000	0.01%	10,000	0.01%	-

20. Other equity

(₹ in Lakhs)

Particulars	As at 31 st March, 2024	As at 31 st March, 2023
Capital reserves	12,547.50	12,547.50
General reserves	3,20,000.00	3,20,000.00
Retained earnings	2,56,651.53	2,15,584.23
Cash flow hedge reserve	-	-
Foreign currency translation reserve	3,336.28	2,841.62
Total	5,92,535.31	5,50,973.35

20.1 Capital reserves

(₹ in Lakhs)

Particulars	As at 31 st March, 2024	As at 31 st March, 2023
Balance at beginning of the year	12,547.50	12,547.50
Balance at the end of the year	12,547.50	12,547.50

The amount of Capital reserve transferred pursuant to demerger represents compensation received for phased reduction and cessation of CFC production and dismantling of plant, unless otherwise used, as stipulated.

20.2 General reserve

(₹ in Lakhs)

Particulars	As at 31 st March, 2024	As at 31 st March, 2023
Balance at beginning of the year	3,20,000.00	3,20,000.00
Balance at the end of the year	3,20,000.00	3,20,000.00

General reserve is used from time to time to transfer profit from retained earnings for appropriation purposes. As the general reserve is created by a transfer from one component of equity to another and is not an item of other comprehensive income, items included in the general reserve will not be reclassified subsequently to profit or loss.

Notes to the Consolidated Financial Statements

for the year ended 31st March, 2024

20. Other equity (Contd.)

20.3 Retained earnings

(₹ in Lakhs)

Particulars	As at 31 st March, 2024	As at 31 st March, 2023
Balance at beginning of the year	2,15,584.23	90,552.24
Profit for the year attributable to owners of the Company	43,495.43	1,32,881.24
Other comprehensive income arising from remeasurement of defined benefit obligation, net of income tax	(231.13)	(139.67)
Transactions with non-controlling interests - see Note 21	-	(3,315.58)
Payment of final dividend on equity shares - see Note 19.2	(2,197.00)	(2,197.00)
Payment of interim dividend on equity shares - see Note 19.2	-	(2,197.00)
Balance at the end of the year	2,56,651.53	2,15,584.23

The amount that can be distributed by the Company as dividends to its equity shareholders is determined after considering the requirements of the Companies Act, 2013. Thus, the amounts reported above may not be distributable in entirety.

20.4 Cash flow hedge reserve

(₹ in Lakhs)

Particulars	As at 31 st March, 2024	As at 31 st March, 2023
Balance at beginning of the year	-	4.84
Other comprehensive income for the year, net of income tax	-	(4.84)
Balance at the end of the year	-	-

The cash flow hedge reserve represented the cumulative effective portion of gains or losses arising on changes in fair value of designated portion of hedging instruments designated as cash flow hedge.

20.5 Foreign currency translation reserve

(₹ in Lakhs)

Particulars	As at 31 st March, 2024	As at 31 st March, 2023
Balance at beginning of the year	2,841.62	1,310.06
Transactions with non-controlling interests (see Note 21)	-	(150.95)
Other comprehensive income for the year, net of income tax	494.66	1,682.51
Balance at the end of the year	3,336.28	2,841.62

Exchange differences relating to the translation of the results and net assets of the Group's foreign operations from their functional currencies to the Group's presentation currency (i.e. INR) are recognised directly in other comprehensive income and accumulated in the foreign currency translation reserve and will be transferred to retained earnings on disposal of such foreign operations.

Notes to the Consolidated Financial Statements

for the year ended 31st March, 2024

21. Non-Controlling Interest

(₹ in Lakhs)

Particulars	As at 31 st March, 2024	As at 31 st March, 2023
Balance at beginning of the year	-	(2,484.24)
Share of total comprehensive income for the year	*	(614.63)
Transactions with non-controlling interests (see Note below)	-	3,098.87
Balance at the end of the year	*	-

(*) Amount less than ₹ 0.01 Lakhs

Transactions with non-controlling interests:

Upto year ended 31st March, 2022, the Group held 74.00% equity shares in its step-down subsidiary, GFL GM Flourspar SA, Morocco, through its wholly owned subsidiary, Gujarat Fluorochemicals Singapore Pte Limited. During the year ended 31st March, 2023, Gujarat Fluorochemicals Singapore Pte. Limited had acquired the balance 26% of shareholding in GFL GM Flourspar SA, Morocco for ₹ 367.66 Lakhs and GFL GM Flourspar SA, Morocco is now a wholly owned subsidiary of Gujarat Fluorochemicals Singapore Pte. Limited. The effect on the equity attributable to the owners of the Company is summarised as follows:

(₹ in Lakhs)

Particulars	Year ended 31 st March, 2024	Year ended 31 st March, 2023
Carrying amount of non-controlling interests acquired	-	(3,098.87)
Consideration paid to non-controlling interest	-	(367.66)
Excess of consideration paid recognised in other equity	-	(3,466.53)

There are no transactions with non-controlling interests in the current year.

For details of non-controlling interest - see Note 48

22. Non-current borrowings

(₹ in Lakhs)

Particulars	As at 31 st March, 2024	As at 31 st March, 2023
Secured		
Debentures		
5000, Senior, Secured, Listed, Rated, Taxable, Redeemable, Non-convertible Debentures (NCDs) of ₹ 66,000 each (previous year 1,00,000 each)	3,308.45	5,012.80
Term loans		
(a) From banks		
- Foreign currency loans	1,043.06	1,437.99
- Rupee loans	39,231.73	17,012.90
(b) From others		
- Rupee loans	475.00	292.28
	40,749.79	18,743.17
Less: Disclosed under Note 25: Current borrowings		
(i) Current maturities	6,680.79	5,315.25
(ii) Interest accrued	69.25	118.93
Total	37,308.20	18,321.79

Notes:

- There is no default in repayment of principal or interest on borrowings.
- For nature of securities and terms of repayment etc. - see Note 39.

Notes to the Consolidated Financial Statements

for the year ended 31st March, 2024

23. Other current financial liabilities

(₹ in Lakhs)

Particulars	As at 31 st March, 2024	As at 31 st March, 2023
Unclaimed dividend (*)	37.09	28.66
Security deposits	221.78	508.52
Creditors for capital expenditure	18,233.26	10,910.13
Employees dues payable	6,387.07	8,609.25
Other payables	994.24	2,124.48
Total	25,873.44	22,181.04

(*) Amount will be credited to investor education and protection fund as and when due.

24. Provisions

(₹ in Lakhs)

Particulars	As at 31 st March, 2024	As at 31 st March, 2023
Non-current		
Provision for employee benefits (see Note 44)		
- for Gratuity	4,043.46	2,822.24
- for Compensated absences	1,405.18	1,131.61
Total	5,448.64	3,953.85
Current		
Provision for employee benefits (see Note 44)		
- for Gratuity	629.65	837.75
- for Compensated absences	1,338.00	1,204.15
Total	1,967.65	2,041.90

25. Current borrowings

(₹ in Lakhs)

Particulars	As at 31 st March, 2024	As at 31 st March, 2023
Unsecured		
From banks		
Foreign currency loans		
- Short term/working capital demand loans	16,043.56	9,876.92
- Packing credit/Buyers credit	52,571.01	59,769.74
Rupee loans		
- Short term/working capital demand loans	83,353.48	53,591.53
- Cash credit	3,552.19	830.16
	1,55,520.24	1,24,068.35
Current maturities of long-term borrowings (from Note 22)	6,680.79	5,315.25
Interest accrued on long-term borrowings (from Note 22)	69.25	118.93
Total	1,62,270.28	1,29,502.53

Notes:

- There is no default in repayment of principal or interest on borrowings.
- For nature of securities and terms of repayment etc. - see Note 39.

Notes to the Consolidated Financial Statements

for the year ended 31st March, 2024

26. Trade payables

(₹ in Lakhs)

Particulars	As at 31 st March, 2024	As at 31 st March, 2023
- Total outstanding dues of micro enterprises and small enterprises (MSME)	5,651.92	808.13
- Total outstanding dues of creditors other than micro enterprises and small enterprises (MSME)	46,239.54	68,292.13
Total	51,891.46	69,100.26

Trade Payables ageing schedule

Ageing for trade payables - outstanding as at 31st March, 2024 is as follows:

(₹ in Lakhs)

Particulars	Unbilled	Outstanding for following periods from due date of payment				Total
		Less than 1 year	1-2 years	2-3 years	More than 3 years	
(i) MSME	-	5,602.11	11.40	35.29	3.12	5,651.92
(ii) Others	18,123.84	27,294.27	675.40	18.42	127.61	46,239.54
(iii) Disputed dues – MSME	-	-	-	-	-	-
(iv) Disputed dues - Others	-	-	-	-	-	-
Total	18,123.84	32,896.38	686.80	53.71	130.73	51,891.46

Ageing for trade payables - outstanding as at 31st March, 2023 is as follows:

(₹ in Lakhs)

Particulars	Unbilled	Outstanding for following periods from due date of payment				Total
		Less than 1 year	1-2 years	2-3 years	More than 3 years	
(i) MSME	-	791.11	17.02	-	-	808.13
(ii) Others	13,139.14	53,534.95	1,321.13	43.98	252.93	68,292.13
(iii) Disputed dues – MSME	-	-	-	-	-	-
(iv) Disputed dues - Others	-	-	-	-	-	-
Total	13,139.14	54,326.06	1,338.15	43.98	252.93	69,100.26

27. Other current liabilities

(₹ in Lakhs)

Particulars	As at 31 st March, 2024	As at 31 st March, 2023
Advances from customers	399.71	380.98
Statutory dues and taxes payable	3,044.10	2,781.51
Total	3,443.81	3,162.49

28. Income tax liabilities (net)

(₹ in Lakhs)

Particulars	As at 31 st March, 2024	As at 31 st March, 2023
Non-current		
Income tax liabilities (net of payments)	1,109.93	1,403.47
Total	1,109.93	1,403.47

Notes to the Consolidated Financial Statements

for the year ended 31st March, 2024

28. Income tax liabilities (net) (Contd.)

Current tax liabilities (net)

(₹ in Lakhs)

Particulars	As at 31 st March, 2024	As at 31 st March, 2023
Current		
Current tax liabilities (net of payments)	3,796.74	7,581.77
Total	3,796.74	7,581.77

29. Revenue from operations

(₹ in Lakhs)

Particulars	Year ended 31 st March, 2024	Year ended 31 st March, 2023
(a) Revenue from contracts with customers		
Sale of products	4,19,366.67	5,59,424.03
(b) Other operating revenue	8,715.03	9,042.12
Total	4,28,081.70	5,68,466.15

29.1 Disaggregated revenue information

For year ended 31st March, 2024

(₹ in Lakhs)

Particulars	India	Europe	USA	Rest of the world	Total
Revenue from contracts with customers					
Bulk Chemicals (Caustic Soda, Chloroform, Methylene Di Chloride, Carbon Tetrachloride (CTC) etc.)	68,449.89	-	-	428.11	68,878.00
Fluorochemicals (Fluorospeciality and Refrigerants etc.)	40,231.07	6,834.45	28,870.08	30,954.03	1,06,889.63
Fluoropolymers (PTFE, Micro Powders, PVDF, FEP, FKM, PPA etc.)	59,266.63	95,648.20	52,274.19	36,373.20	2,43,562.22
Battery Chemicals (Lithium Hexafluorophosphate etc.)	14.94	-	-	21.88	36.82
Total	1,67,962.53	1,02,482.65	81,144.27	67,777.22	4,19,366.67

For year ended 31st March, 2023

(₹ in Lakhs)

Particulars	India	Europe	USA	Rest of the world	Total
Revenue from contracts with customers					
Bulk Chemicals (Caustic Soda, Chloroform, Methylene Di Chloride, Carbon Tetrachloride (CTC) etc.)	1,07,195.03	3,318.92	43.72	3,423.89	1,13,981.56
Fluorochemicals (Fluorospeciality and Refrigerants etc.)	41,678.44	6,649.44	71,912.31	31,583.15	1,51,823.34
Fluoropolymers (PTFE, Micro Powders, PVDF, FEP, FKM, PPA etc.)	70,362.22	1,09,908.40	77,666.53	35,681.98	2,93,619.13
Total	2,19,235.69	1,19,876.76	1,49,622.56	70,689.02	5,59,424.03

Notes to the Consolidated Financial Statements

for the year ended 31st March, 2024

29. Revenue from operations (Contd.)

29.2 Contract balances

(₹ in Lakhs)

Particulars	As at 31 st March, 2024	As at 31 st March, 2023
Trade receivables	84,458.71	1,10,679.72
Contract liabilities - advance from customers	399.71	380.98

During the year ended 31st March, 2024, the Group has recognised revenue of ₹ 277.37 Lakhs (for year ended 31st March, 2023: ₹ 503.19 Lakhs) arising from opening contract liabilities.

29.3 Performance obligation

There are no remaining performance obligations as at the end of the year. For this purpose, as permitted under Ind AS 115, the transaction price allocated to contracts for original expected duration of one year or less are not considered.

29.4 Reconciliation of gross revenue with revenue from contracts with customers

(₹ in Lakhs)

Particulars	Year ended 31 st March, 2024	Year ended 31 st March, 2023
Gross revenue	4,20,613.80	5,60,528.45
Less: Discounts, rebates etc.	(1,247.13)	(1,104.42)
Net revenue recognised from contracts with customers	4,19,366.67	5,59,424.03

30. Other income

(₹ in Lakhs)

Particulars	Year ended 31 st March, 2024	Year ended 31 st March, 2023
(a) Interest Income		
(i) On financial assets using effective interest method:		
- on fixed deposits with bank	1,244.18	1,175.00
- on Inter-corporate deposits and other loans	-	10.20
- on security deposits	2.08	0.27
(ii) Other interest income		
- on income tax refunds	-	-
- on capital advances	1,512.19	5,109.69
- other interest	6.54	18.47
	2,764.99	6,313.63
(b) Other non-operating income		
Guarantee commission income	1,839.45	1,885.88
Rental income from operating leases	470.62	479.83
Net gain on retirement/disposal of property, plant and equipment	-	263.38
Liabilities and provisions no longer required, written back	665.06	41.19
Reversal of provision for doubtful trade receivables & expected credit losses (net)	71.24	-
Miscellaneous income	141.79	11.81
	3,188.16	2,682.09
(c) Other gains and losses		
Net gain on investments carried at FVTPL	-	48.56
Net gain on foreign currency transactions and translation	4,739.60	8,297.53
Net loss on fair value changes in derivatives classified at FVTPL	-	(111.54)
	4,739.60	8,234.55
Total	10,692.75	17,230.27

Note: Realised gain on sale of investments (net) - 414.16

Notes to the Consolidated Financial Statements

for the year ended 31st March, 2024

31. Cost of materials consumed

(₹ in Lakhs)

Particulars	Year ended 31 st March, 2024	Year ended 31 st March, 2023
Raw materials consumed	1,44,487.70	1,75,235.91
Packing materials consumed	10,249.17	9,694.87
Total	1,54,736.87	1,84,930.78

32. Cost of raw ore, material extraction and processing cost

(₹ in Lakhs)

Particulars	Year ended 31 st March, 2024	Year ended 31 st March, 2023
Stripping Cost		
Drilling, blasting loading and stripping cost	419.75	122.81
Royalty	5.32	5.16
Sub-total (A)	425.07	127.97
Raw ore purchased & consumed (B)	1,971.28	1,894.03
Beneficiation cost		
Material cost	396.36	350.09
Stores, spares & consumable expenses	64.34	52.90
Equipment hiring charges	189.61	175.68
Production labour charges	168.41	152.55
Laboratory expenses	4.45	12.48
Other expenses	50.34	47.01
Sub-total (C)	873.51	790.71
Total (A+B+C)	3,269.86	2,812.71

33. Changes in inventories of finished goods, work-in-progress and by products

(₹ in Lakhs)

Particulars	Year ended 31 st March, 2024	Year ended 31 st March, 2023
Opening inventories		
Work-in-progress	15,928.60	10,446.74
Finished goods	70,171.85	42,456.15
By-products	152.71	74.29
	86,253.16	52,977.18
Less: Closing inventories		
Work-in-progress	21,669.58	15,928.60
Finished goods	77,689.75	70,171.85
By-products	76.14	152.71
	99,435.47	86,253.16
Effect of changes in exchange currency rates	509.33	2,586.33
Increase in inventories	(12,672.98)	(30,689.65)

Notes to the Consolidated Financial Statements

for the year ended 31st March, 2024

34. Employee benefits expense

(₹ in Lakhs)

Particulars	Year ended 31 st March, 2024	Year ended 31 st March, 2023
Salaries and wages	31,172.30	29,128.58
Contribution to provident and other funds	1,676.25	1,415.90
Gratuity	679.36	588.59
Staff welfare expenses	1,511.00	1,078.17
Total	35,038.91	32,211.24

35. Finance costs

(₹ in Lakhs)

Particulars	Year ended 31 st March, 2024	Year ended 31 st March, 2023
(A) Interest expense		
a) Interest on financial liabilities measured at amortised cost		
Interest on borrowings	12,484.36	10,475.34
b) Interest on lease liabilities	403.67	242.77
c) Interest on income tax	-	182.72
d) Other interest expenses	484.18	513.81
	13,372.21	11,414.64
(B) Net foreign exchange loss on borrowings (considered as finance costs)	934.23	1,635.20
(C) Other borrowing costs	20.67	183.37
Sub-total (A+B+C)	14,327.11	13,233.21
Less: Borrowing costs capitalised	(1,017.94)	(1,553.21)
Total	13,309.17	11,680.00

The weighted average capitalisation rate of funds borrowed is 8.81% per annum (previous year 7.83% p.a.)

36. Depreciation and amortisation expense

(₹ in Lakhs)

Particulars	Year ended 31 st March, 2024	Year ended 31 st March, 2023
Depreciation on property, plant and equipment	27,190.20	22,667.23
Depreciation on right-of-use assets	794.48	353.19
Depreciation on investment property	8.07	10.50
Amortisation of intangible assets	618.40	574.32
Total	28,611.15	23,605.24

Notes to the Consolidated Financial Statements

for the year ended 31st March, 2024

37. Other expenses

(₹ in Lakhs)

Particulars	Year ended 31 st March, 2024	Year ended 31 st March, 2023
Stores, spares and consumables	11,262.90	13,561.20
Freight	16,006.09	18,579.50
Insurance	3,283.24	2,646.61
Indirect tax expenses	3,094.86	1,599.84
Production labour charges	5,982.46	4,707.17
Rent, lease rentals and hire charges	4,135.25	4,350.68
Factory expenses	2,931.84	3,125.51
Repairs to		
- Buildings	586.44	532.34
- Plant and equipment	5,973.35	8,248.64
- Others	986.30	864.64
	7,546.09	9,645.62
Directors' sitting fees	19.50	20.00
Commission to non-executive director	572.23	1,891.30
Travelling and conveyance	4,245.87	3,181.40
Legal and professional fees and expenses	6,470.32	6,892.18
Loss on retirement /disposal of property, plant and equipment	740.29	-
Net loss on fair value changes in Investment classified at FVTPL	1.65	-
Royalty	1,044.63	2,499.15
Allowance for doubtful trade receivables and expected credit losses	-	208.64
Corporate social responsibility (CSR) expenses	2,212.82	1,077.45
Miscellaneous expenses	9,420.14	13,148.65
Total	78,970.18	87,134.90

Note: Realised loss on sale of investments (net) 287.00 -

Notes:

- Bad debts & remission are net of provision for doubtful trade receivables adjusted of Nil (previous year ₹ 238.98 Lakhs).
- Miscellaneous expenses includes amounts written off which is net of provision for doubtful inter-corporate deposits of Nil (previous year ₹ 292.14 Lakhs).

Notes to the Consolidated Financial Statements

for the year ended 31st March, 2024

38. Tax expense

(₹ in Lakhs)

Particulars	Year ended 31 st March, 2024	Year ended 31 st March, 2023
(a) Income tax recognised in statement of profit and loss		
Current Tax:		
In respect of current year	13,465.80	47,829.58
In respect of earlier years	34.56	109.52
	13,500.36	47,939.10
Deferred Tax:		
In respect of current year	2,792.78	(1,666.87)
In respect of earlier years	(279.88)	(103.10)
	2,512.90	(1,769.97)
Total	16,013.26	46,169.13
(b) Income tax recognised in other comprehensive income		
Deferred tax on remeasurement of defined benefits plan	(70.16)	(44.83)
Deferred tax on Effective portion of gains and (loss) on hedging instruments in a cash flow hedge	-	(1.63)
Total	(70.16)	(46.46)
Total tax expense	15,943.10	46,122.67

38.1 The income tax expense for the year can be reconciled to the accounting profit as follows:

(₹ in Lakhs)

Particulars	Year ended 31 st March, 2024	Year ended 31 st March, 2023
Profit before tax	59,508.69	1,78,473.72
Income tax using the Company's domestic tax rate @ 25.168%	14,977.15	44,918.27
Effect of expenses that are not deductible in determining taxable profits	732.08	719.57
Effect of income which is taxed at special rates	(62.60)	(66.74)
Effect of deferred tax on losses not recognised by subsidiary companies	305.36	357.82
Effect of differential tax rates of subsidiaries (net)	301.43	132.93
Effect of tax on capital gains	0.41	(12.22)
Others (net)	4.75	113.08
	16,258.58	46,162.71
Taxation pertaining to earlier years	(245.32)	6.42
Tax expense as per the Statement of Profit and Loss	16,013.26	46,169.13

The tax rate used in the reconciliations above is the corporate tax rate of 25.168% payable under section 115BAA by corporate entities in India on taxable profits.

Notes to the Consolidated Financial Statements

for the year ended 31st March, 2024

39. Nature of securities and terms of repayment

I. In respect of borrowings availed by Gujarat Fluorochemicals Limited

39.1 Nature of securities and terms of repayment of secured term loans are as under :

As at 31st March, 2024

Sr. No.	Loan Type	Amount outstanding (₹ in Lakhs)	Terms of Repayment	Rate of Interest	Security Note
1	Rupee Loans	3,916.51	Quarterly repayment, final maturity on 19 th May, 2027	6M MCLR + 0.15% p.a.	(a)
2	Rupee Loans	102.20	Monthly repayment, final maturity on 4 th January, 2025	8.75% p.a.	(b)
3	Rupee Loans	126.67	Monthly repayment, final maturity on 4 th September, 2024	8.30% p.a.	(b)
4	Rupee Loans	243.85	Monthly repayment, final maturity on 18 th June, 2026	10.15% p.a.	(b)
5	Rupee Loans	10,266.67	Quarterly repayment, final maturity on 15 th September, 2027 (First four quarters are moratorium period)	3M MCLR + 0.20% p.a.	(d)
6	Rupee Loans	25,000.00	Quarterly repayment, final maturity on 31 st December, 2030 (First four quarters are moratorium period)	3M MCLR + 0.30% p.a.	(e)
7	Redeemable Non-Convertible Debentures	3,300.00	Yearly repayment as under: 20 th March, 2026 - ₹ 1,600.00 Lakhs 20 th March, 2025 - ₹ 1,700.00 Lakhs	8.52% p.a.	(f)

As at 31st March, 2023

Sr. No.	Loan Type	Amount outstanding (₹ in Lakhs)	Terms of Repayment	Rate of Interest	Security Note
1	Rupee Loans	5,121.38	Quarterly repayment, final maturity on 19 th May, 2027	6M MCLR + 0.15% p.a.	(a)
2	Rupee Loans	128.59	Monthly repayment, final maturity on 4 th January, 2025	8.75% p.a.	(b)
3	Rupee Loans	162.08	Monthly repayment, final maturity on 4 th September, 2024	8.30% p.a.	(b)
4	Rupee Loans	6,800.00	Quarterly repayment, final maturity on 26 th June, 2027	Repo Rate + 2.40% p.a.	(c)
5	Rupee Loans	5,000.00	Quarterly repayment, final maturity on 15 th September, 2027 (First four quarters are moratorium period)	3M MCLR + 0.20% p.a.	(d)
6	Redeemable Non-Convertible Debentures	5,000.00	Yearly repayment as under : 20 th March, 2026 - ₹ 1,600.00 Lakhs 20 th March, 2025 - ₹ 1,700.00 Lakhs 20 th March, 2024 - ₹ 1,700.00 Lakhs	8.52% p.a.	(e)

Notes:

- The term loan is secured by way of first and exclusive charge by way of hypothecation of movable fixed assets pertaining to Chloralkali Plant at Plot No 12A, GIDC Estate, Village-Dahej, Taluka-Vagra, District-Bharuch, Gujarat.
- The vehicle loans are secured by way of hypothecation of respective vehicles purchased from the vehicle loans.
- The term loan was secured by way of exclusive charge on specific movable fixed assets of the Company pertaining to CMS, CACL2 & TFE Plant located at 12A, GIDC Dahej Industrial Estate, Taluka - Vagra, District - Bharuch - 392130, Gujarat.

Notes to the Consolidated Financial Statements

for the year ended 31st March, 2024

39. Nature of securities and terms of repayment (Contd.)

- The term loan is secured by way of first pari passu charge on specific movable fixed assets of the Company pertaining to CMS, CACL2 & TFE Plant located at 12/A, GIDC Dahej Industrial Estate, Taluka - Vagra, District - Bharuch - 392130, Gujarat.
- The term loan is secured by way of first pari passu charge on specific movable fixed assets of the Company pertaining to CMS, CACL2, TFE Plant, D PTFE Plant and FKM Plant located at 12/A, GIDC Dahej Industrial Estate, Taluka - Vagra, District - Bharuch - 392130, Gujarat.
- The redeemable non-convertible debentures are secured by way of an exclusive first Charge by hypothecation of movable assets of 14 MW Wind Power Project at Mahidad and AHF & HCFC plant located at Survey No 16/3, 26 & 27, Village-Ranjitnagar 389380, Taluka-Ghoghamba, District-Panchmahal, Gujarat. As at 31st March, 2024, the carrying value of the assets hypothecated is ₹ 8,188.21 Lakhs which is more than 1.25 times the principal and interest amount of the said secured non-convertible debentures.

39.2 The terms of repayment of unsecured loans are as under:

As at 31st March, 2024

Sr. No.	Loan Type	Amount Outstanding (₹ in Lakhs)	Terms of Repayment	Rate of Interest
1	Foreign Currency Loan- Buyers credit	6,470.10	Repayment range from 17 th July, 2024 to 23 rd September, 2024	6M SOFR + 0.89%
2	Foreign Currency Loan- Buyers credit	7,799.95	Repayment range from 4 th April, 2024 to 18 th June, 2024	Interest range from 6M SOFR + 0.30% to 6M SOFR + 1%
3	Foreign Currency Loan- Buyers credit	6,511.17	Repayment range from 9 th July, 2024 to 19 th July, 2024	Interest range from 6M SOFR + 0.25% to 6M SOFR + 0.45%
4	Foreign Currency Loan - Packing Credit	19,329.88	Repayment range from 18 th May, 2024 to 18 th September, 2024	6M EURIBOR + 0.55%
5	Foreign Currency Loan - Packing Credit	5,004.30	Repayment range from 16 th July, 2024 to 23 rd September, 2024	Interest range from 6M SOFR + 0.65% to 6M SOFR + 0.75%
6	Foreign Currency Loan - Packing Credit	3,586.42	Repayment range from 23 rd July, 2024 to 26 th July, 2024	Interest range from 1M SOFR + 0.59% to 1M SOFR + 0.75% (1M SOFR Reset every 1M)
7	Foreign Currency Loan - Packing Credit	3,596.26	Repayment on 7 th September, 2024	3M EURIBOR + 0.55% (3M EURIBOR Reset every 3M)
8	Foreign Currency Loan - WCL FCY	5,838.35	Repayment range from 27 th May, 2024 to 18 th June, 2024	Interest range from 6.27% to 6.30%
9	Foreign Currency Loan - WCL FCY	7,506.45	Repayment range from 8 th June, 2024 to 10 th September, 2024	Interest range from 5.87% p.a. to 5.93% p.a.
10	Foreign Currency Loan - WCL FCY	2,697.19	Repayment on 22 nd July, 2024	4.50% p.a.
11	Rupee Loan - working capital Demand Loan	2,500.00	Bullet repayment on 20 th May, 2024	1M T Bill + 1.16% (1M T Bill reset every 1 M)
12	Rupee Loan - working capital Demand Loan	2,500.00	Bullet repayment on 26 th June, 2024	1M T Bill + 1.17% (1M T Bill reset every 1 M)
13	Rupee Loan - working capital Demand Loan	3,000.00	Bullet repayment on 10 th July, 2024	1M T Bill + 1.23% (1M T Bill reset every 1 M)
14	Rupee Loan - working capital Demand Loan	2,500.00	Bullet repayment on 5 th April, 2024	Repo Rate + 1.65%
15	Rupee Loan - working capital Demand Loan	3,000.00	Bullet repayment on 5 th April, 2024	Repo Rate + 1.65%
16	Rupee Loan - working capital Demand Loan	3,000.00	Bullet repayment on 5 th April, 2024	Repo Rate + 1.65%

Notes to the Consolidated Financial Statements

for the year ended 31st March, 2024

39. Nature of securities and terms of repayment (Contd.)

Sr. No.	Loan Type	Amount Outstanding (₹ in Lakhs)	Terms of Repayment	Rate of Interest
17	Rupee Loan - working capital Demand Loan	2,500.00	Bullet repayment on 12 th April, 2024	6M T Bill + 1.25% (6M T Bill reset every 3 M)
18	Rupee Loan - working capital Demand Loan	2,500.00	Bullet repayment on 1 st May, 2024	6M T Bill + 1.25% (6M T Bill reset every 3 M)
19	Rupee Loan - Working Capital Demand Loan	2,500.00	Bullet repayment on 4 th May, 2024	6M T Bill + 1.25% (6M T Bill reset every 3 M)
20	Rupee Loan - Working Capital Demand Loan	2,500.00	Bullet repayment on 6 th May, 2024	6M T Bill + 1.25% (6M T Bill reset every 3 M)
21	Rupee Loan - Working Capital Demand Loan	3,000.00	Bullet repayment on 28 th May, 2024	6M T Bill + 1.25% (6M T Bill reset every 3 M)
22	Rupee Loan - Working Capital Demand Loan	2,500.00	Bullet repayment on 3 rd September, 2024	6M T Bill + 1.25% (6M T Bill reset every 3 M)
23	Rupee Loan - Working Capital Demand Loan	2,200.00	Bullet repayment on 5 th June, 2024	7.99% p.a.
24	Rupee Loan - Working Capital Demand Loan	3,500.00	Bullet repayment on 7 th June, 2024	7.99% p.a.
25	Rupee Loan - Working Capital Demand Loan	1,500.00	Bullet repayment on 22 nd July, 2024	Repo Rate + 1.40%
26	Rupee Loan - Working Capital Demand Loan	3,000.00	Bullet repayment on 20 th July, 2024	Repo Rate + 1.40%
27	Rupee Loan - Working Capital Demand Loan	3,000.00	Bullet repayment on 28 th July, 2024	Repo Rate + 1.40%
28	Rupee Loan - Working Capital Demand Loan	2,500.00	Bullet repayment on 17 th August, 2024	Repo Rate + 1.40%
29	Rupee Loan - Working Capital Demand Loan	2,500.00	Bullet repayment on 4 th April, 2024	7.90% p.a.
30	Rupee Loan - Working Capital Demand Loan	3,500.00	Bullet repayment on 9 th April, 2024	7.92% p.a.
31	Rupee Loan - Working Capital Demand Loan	2,500.00	Bullet repayment on 16 th April, 2024	7.93% p.a.
32	Rupee Loan - Working Capital Demand Loan	3,500.00	Bullet repayment on 28 th April, 2024	7.96% p.a.
33	Rupee Loan - Working Capital Demand Loan	3,000.00	Bullet repayment on 19 th April, 2024	7.96% p.a.
34	Rupee Loan -Short Term Loan	3,000.00	Bullet repayment on 2 nd April, 2024	3M T Bill + 1.33% (3M T Bill reset every 3 M)
35	Rupee Loan -Short Term Loan	2,500.00	Bullet repayment on 8 th April, 2024	3M T Bill + 1.33% (3M T Bill reset every 3 M)
36	Rupee Loan -Short Term Loan	2,000.00	Bullet repayment on 10 th April, 2024	3M T Bill + 1.33% (3M T Bill reset every 3 M)
37	Rupee Loan -Short Term Loan	2,500.00	Bullet repayment on 5 th April, 2024	1M T Bill + 1.02% (1M T Bill reset every 1 M)
38	Rupee Loan -Short Term Loan	2,500.00	Bullet repayment on 20 th April, 2024	1M T Bill + 1.27% (1M T Bill reset every 1M)
39	Rupee Loan -Short Term Loan	2,500.00	Bullet repayment on 6 th May, 2024	3M T Bill + 1.33% (3M T Bill reset every 3 M)
40	Rupee Loan -Short Term Loan	2,500.00	Bullet repayment on 13 th September, 2024	Repo rate+1.25%
41	Rupee Loan -Short Term Loan	3,000.00	Bullet repayment on 23 th September, 2024	Repo rate+1.40%
42	Rupee Loan - Cash Credit	3,552.19	Daily working capital Limit / cash Credit	3M MCLR

Notes to the Consolidated Financial Statements

for the year ended 31st March, 2024

39. Nature of securities and terms of repayment (Contd.)

As at 31st March, 2023

Sr. No.	Loan Type	Amount Outstanding (₹ in Lakhs)	Terms of Repayment	Rate of Interest
1	Foreign Currency Loan - Buyers credit	1,555.47	Repayment range from 3 rd April, 2023 to 6 th April, 2023	Interest range from 6M SOFR + 1.30% to 6M SOFR + 1.35%
2	Foreign Currency Loan - Buyers credit	5,145.54	Repayment range from 6 th June, 2023 to 31 st August, 2023	Interest range from 6M SOFR + 0.60% to 6M SOFR + 1.10%
3	Foreign Currency Loan - Buyers credit	3,011.59	Repayment on 9 th June, 2023	Interest range from 6M SOFR + 0.50%
4	Foreign Currency Loan - Buyers credit	5,706.31	Repayment range from 21 st April, 2023 to 18 th August, 2023	Interest range from 6M SOFR + 0.45% to 6M SOFR + 0.70%
5	Foreign Currency Loan - Buyers credit	2,265.52	Repayment range from 19 th May, 2023 to 24 th July, 2023	Interest range from 6M SOFR + 0.80% to 6M SOFR + 1.05%
6	Foreign Currency Loan - Packing Credit	24,829.65	Repayment range from 24 th May, 2023 to 25 th September, 2023	Interest range from 6M EURIBOR + 0.53% to 6M EURIBOR + 0.55%
7	Foreign Currency Loan - Packing Credit	10,682.75	Repayment range from 18 th June, 2023 to 1 st September, 2023	Interest range from 6M SOFR + 0.48% to 6M SOFR + 0.60%
8	Foreign Currency Loan - Packing Credit	1,163.19	Repayment on 6 th April, 2023	3.10% p.a.
9	Foreign Currency Loan - Packing Credit	4,108.75	Repayment range from 15 th June, 2023 to 19 th July, 2023	Interest range from 1M SOFR + 0.60% to 1M SOFR + 0.83% (1M SOFR Reset Every 1 M)
10	Foreign Currency Loan - WCL FCY	9,861.00	Repayment range from 1 st September, 2023 to 26 th September, 2023	Interest range from 5.90% p.a. to 5.95% p.a.
11	Rupee Loan - working capital Demand Loan	3,000.00	Bullet repayment on 6 th May, 2023	1M T Bill + 1.32% (1M T Bill Reset every 1M)
12	Rupee Loan - working capital Demand Loan	3,000.00	Bullet repayment on 17 th June, 2023	1M T Bill + 1.12% (1M T Bill Reset every 1 M)
13	Rupee Loan - working capital Demand Loan	3,000.00	Bullet repayment on 2 nd April, 2023	Repo Rate + 1.35%
14	Rupee Loan - working capital Demand Loan	3,000.00	Bullet repayment on 4 th April, 2023	Repo Rate + 1.35%
15	Rupee Loan - working capital Demand Loan	2,500.00	Bullet repayment on 19 th April, 2023	6M T Bill + 1.25% (6M T Bill reset every 3 M)
16	Rupee Loan - working capital Demand Loan	2,500.00	Bullet repayment on 6 th May, 2023	6M T Bill + 1.25% (6M T Bill reset every 3 M)
17	Rupee Loan - working capital Demand Loan	2,000.00	Bullet repayment on 9 th May, 2023	6M T Bill + 1.25% (6M T Bill reset every 3 M)
18	Rupee Loan - working capital Demand Loan	2,500.00	Bullet repayment on 9 th August, 2023	6M T Bill + 1.25% (6M T Bill reset every 3 M)
19	Rupee Loan - working capital Demand Loan	2,500.00	Bullet repayment on 8 th September, 2023	6M T Bill + 1.25% (6M T Bill reset every 3 M)
20	Rupee Loan - working capital Demand Loan	2,500.00	Bullet repayment on 8 th September, 2023	6M T Bill + 1.25% (6M T Bill reset every 3 M)
21	Rupee Loan - working capital Demand Loan	2,500.00	Bullet repayment on 27 th September, 2023	6M T Bill + 1.25% (6M T Bill reset every 3 M)
22	Rupee Loan - Working Capital Demand Loan	2,500.00	Bullet repayment on 4 th August, 2023	7.70% p.a.
23	Rupee Loan - Working Capital Demand Loan	2,200.00	Bullet repayment on 11 th August, 2023	7.80% p.a.
24	Rupee Loan - Working Capital Demand Loan	1,000.00	Bullet repayment on 29 th July, 2023	Repo Rate + 1.35%

Notes to the Consolidated Financial Statements

for the year ended 31st March, 2024

39. Nature of securities and terms of repayment (Contd.)

Sr. No.	Loan Type	Amount Outstanding (₹ in Lakhs)	Terms of Repayment	Rate of Interest
25	Rupee Loan - Short Term Loan	2,500.00	Bullet repayment on 5 th June, 2023	3M T Bill + 1.38% (3M T Bill reset every 3 M)
26	Rupee Loan - Short Term Loan	3,000.00	Bullet repayment on 7 th June, 2023	3M T Bill + 1.38% (3M T Bill reset every 3 M)
27	Rupee Loan - Short Term Loan	2,500.00	Bullet repayment on 13 th June, 2023	3M T Bill + 1.43% (3M T Bill reset every 3 M)
28	Rupee Loan - Short Term Loan	2,000.00	Bullet repayment on 15 th June, 2023	3M T Bill + 1.43% (3M T Bill reset every 3 M)
29	Rupee Loan - Short Term Loan	2,500.00	Bullet repayment on 6 th May, 2023	Repo Rate + 1.40% (Repo Rate reset every 1 M)
30	Rupee Loan - Short Term Loan	2,500.00	Bullet repayment on 29 th May, 2023	Repo Rate + 1.35% (Repo Rate reset every 1 M)
31	Rupee Loan - Short Term Loan	3,000.00	Bullet repayment on 12 th April, 2023	Repo Rate + 1.10% (Repo Rate reset every 3 M)
32	Rupee Loan - Short Term Loan	739.70	Bullet repayment on 30 th June, 2023	6M MCLR + 0.90%
33	Rupee Loan - Short Term Loan	54.90	Bullet repayment on 4 th July, 2023	6M MCLR + 0.90%
34	Rupee Loan - Cash Credit	235.94	Daily working capital Limit / cash Credit	6M MCLR
35	Rupee Loan - Cash Credit	484.85	Daily working capital Limit / cash Credit	6M MCLR
36	Rupee Loan - Cash Credit	109.37	Daily working capital Limit / cash Credit	3M MCLR

II. In respect of borrowings availed by GFL GM Fluorspar SA

39.3 Nature of securities and terms of repayment of secured non-current borrowing is as under:

As at 31st March, 2024

Sr. No.	Loan Type	Amount outstanding (₹ in Lakhs)	Terms of Repayment	Rate of Interest	Security Note
1	External Commercial Borrowing	1,043.06	The ECB is repayable in 11 structured half yearly instalments commencing from 1 st September, 2021.	3 Month SOFR plus 4.45% p.a.	(a) below

(a) External commercial borrowing of USD 2.725 Million is secured by way of exclusive charge on entire movable fixed assets both present and future, exclusive charge on GFL GM's entire receivables both present & future and irrevocable Corporate Guarantee of holding company.

As at 31st March, 2023

Sr. No.	Loan Type	Amount outstanding (₹ in Lakhs)	Terms of Repayment	Rate of Interest	Security Note
1	External Commercial Borrowing	1,437.99	The ECB is repayable in 11 structured half yearly instalments commencing from 1 st September, 2021.	6 Month LIBOR Plus 4% per annum p.a.	(a) below

(a) External commercial borrowing of USD 2.725 Million is secured by way of exclusive charge on entire movable fixed assets both present and future, exclusive charge on GFL GM's entire receivables both present & future and irrevocable Corporate Guarantee of holding company.

Notes to the Consolidated Financial Statements

for the year ended 31st March, 2024

39. Nature of securities and terms of repayment (Contd.)

III. In respect of borrowings availed by GFCL EV Products Limited

39.4 The terms of repayment of unsecured current borrowings is as under:

As at 31st March, 2024

a) Foreign currency loan - Buyers credit was repaid on 24 April 2023 and carried interest rate equivalent to 6M SOFR + 1% spread. The holding company had given corporate guarantee for the same.

As at 31st March, 2023

Sr. No.	Loan Type	Amount outstanding (₹ in Lakhs)	Terms of Repayment	Rate of Interest
1	Foreign Currency Loan- Import Finance	1,109.36	Repayment on 24 th April, 2023	Interest range from 6M SOFR + 1% spread

39.5 See Note 52(h) for additional disclosures/regulatory information in respect of borrowings from banks or financial institutions, as required by schedule III to the Companies Act, 2013.

40. Contingent liabilities

1) In respect of Gujarat Fluorochemicals Limited

(₹ in Lakhs)

Sr. No.	Particulars	As at 31 st March, 2024	As at 31 st March, 2023
a	In respect of Income Tax matters -		
i)	Demand on account of additions made in assessment order for A.Y. 2017-18 on benchmarking of corporate guarantee, benchmarking on margin on sale of goods, disallowance of deduction u/s 80-IA, etc.	1,819.19	1,819.19
ii)	Demand on account of additions made in assessment order for A.Y. 2018-19 on benchmarking of investment in foreign subsidiaries, disallowance of deduction u/s 80-IA, etc.	2,192.19	2,192.19
iii)	Penalty u/s 271AA(1) for failure to keep / maintain information and documents in respect of international transactions for A.Y. 2018-19.	1,464.82	1,464.82
	Total of Income Tax matters	5,476.20	5,476.20
b	In respect of Excise Duty matters -		
i)	Dispute for which the Company has received various show cause notices regarding input credit on certain items and freight charges recovered from buyers for supply of goods at buyers' premises. The Company has filed the replies for these notices.	930.88	930.88
ii)	Demands on account of CENVAT credit availed on certain items, levy of excise duty on freight recovered from customers and credit transfer to Dahej Unit on inter unit transactions. The Company has filed appeals before CESTAT.	1,657.05	2,669.32
	Total of Excise Duty matters	2,587.93	3,600.20
c	In respect of Custom Duty matters -		
i)	Demands for which the Company had received show cause notices regarding inadmissible EPCG benefit on consumables imported. The Company has filed replies in this regard.	11.82	11.82
ii)	Demands on account of differential custom duty on imported material on high seas basis. The Company has filed appeals before CESTAT and the matters are pending.	1,372.12	1,372.12

Notes to the Consolidated Financial Statements

for the year ended 31st March, 2024

40. Contingent liabilities (Contd.)

(₹ in Lakhs)

Sr. No.	Particulars	As at 31 st March, 2024	As at 31 st March, 2023
iii)	Demand due to failure to produce/late submission of Export obligation certificates. Matter is pending before Deputy Commissioner of Customs for examining the export obligation discharge certificates submitted.	1,240.12	1,240.12
iv)	Demands for which the Company had received show cause notice for wrong classification for import of flanges (part of wind operated electricity generator). The Company has filed reply in this regard.	55.63	55.63
	Total of Custom Duty matters	2,679.69	2,679.69
d	In respect of Sales Tax matters -		
i)	Demands under VAT on account of disallowance of proportionate Input tax credit on Capital Goods	6.00	6.00
ii)	Demands under CST on account of disallowance of proportionate Input tax credit on Capital Goods	49.33	49.33
iii)	Demands under CST on account of non-submission of forms C.	57.56	57.56
	The Company has filed appeals before appropriate appellate authorities against the said orders.		
	Total of Sales Tax matters	112.89	112.89
e	In respect of GST matters		
i)	Show cause notice for short payment of GST	-	23.43
ii)	Show cause notice for penalty for short payment of GST on import services.	16.96	16.96
	Total of GST matters	16.96	40.39
	Total Contingent Liability in respect of taxation matters	10,873.67	11,909.37
f	In respect of Other matters		
i)	Corporate guarantees/securities given by the Company to banks and financial institutions for fund-based and non-fund-based facilities used by related parties (fellow subsidiaries upto 25 th July, 2023, see Note 46)	1,57,311.76	1,73,047.69
	Total Contingent Liability in respect of Other matters	1,57,311.76	1,73,047.69

In respect of above Excise duty, Custom duty and Sales tax matters, the Company has paid an amount of ₹ 228.80 Lakhs (as at 31st March, 2023: ₹ 263.31 Lakhs) and not charged to Statement of Profit and Loss.

2) In respect of Gujarat Fluorochemicals Americas LLC

a) In respect of other matters

The US Department of Commerce (US DOC) has imposed provisional Anti-Dumping Duty (ADD) & Countervailing Duty (CVD) on Granular PTFE Resin imported by the Company from Gujarat Fluorochemicals Limited, India. Over the period, the Company has appealed against the said levy before United States Court of International Trade.

During the current year, the Company has received the preliminary determination order reducing the provisional duty rates of ADD from 10% to 2.38% and CVD from 31.89% to 4.89/4.70%. The company still continues to contest these rates through review petition as per international trade remedies available to the Company.

The total amount of said duties, computed based on the initial levy, is ₹ 8,378.97 Lakhs (Previous year ₹ 6,106.32 Lakhs) and the same is paid by way of deposit. On the basis of preliminary determination order, the total amount of such duty comes to ₹ 1,637.12 Lakhs, which is being contested further, as aforesaid.

Notes to the Consolidated Financial Statements

for the year ended 31st March, 2024

40. Contingent liabilities (Contd.)

After receipt of the preliminary determination order, the management has estimated and charged ₹ 1,110.70 Lakhs during the current year as expense. The difference, if any, will be accounted on the final determination of the rates by US DOC.

The net amount ₹ 7,268.27 Lakhs (Previous year ₹ 6,106.32 Lakhs), paid by way of deposit is carried in the balance sheet and included in "Deposits towards import duties" in Note 13: 'Other assets'. In respect of this matter, there will be no further cash outflow since the entire amount is already deposited with the authorities.

Notes:

- In respect of above matters, no additional provision is considered necessary as the Group expects favourable outcome. Further, it is not possible for the Group to estimate the timing and amounts of further cash outflows, if any, in respect of these matters.
- The Code on Social Security, 2020 has been notified in the Official Gazette on 29th September, 2020, which could impact the contributions by the Group towards certain employment benefits. However, the date from which the Code will come into effect has not been notified. The Group will assess and give appropriate impact in the consolidated financial statements in the period in which the Code comes into effect.

41. Capital Commitments

Estimated amount of contracts remaining to be executed on capital account and not provided for (net of advances) ₹ 86,742.13 Lakhs (as at 31st March, 2023: ₹ 68,277.23 Lakhs).

42. Segment information

Information reported to the chief operating decision maker (CODM) for the purpose of resource allocation and assessment of segment performance focuses on single business segment of 'Chemicals' comprising of Bulk Chemicals, Fluorochemicals, Fluoropolymers and Battery Chemicals. Electricity generated by captive power plant is consumed in chemical business and not sold outside. Hence the Group is having only one reportable business segment under Ind AS 108 on "Operating segment". The information is further analysed based on the different classes of products.

42.1 Breakup of revenue from operations

a) Product-wise breakup

(₹ in Lakhs)

Particulars	Year ended 31 st March, 2024	Year ended 31 st March, 2023
i) Sale of products		
Bulk Chemicals (Caustic Soda, Chloroform, Methylene Di Chloride, Carbon Tetrachloride (CTC) etc.)	68,878.00	1,13,981.56
Fluorochemicals (Fluorospeciality and Refrigerants etc.)	1,06,889.63	1,51,823.34
Fluoropolymers (PTFE, Micro Powders, PVDF, FEP, FKM, PPA etc.)	2,43,562.22	2,93,619.13
Battery Chemicals (Lithium Hexafluorophosphate etc.)	36.82	-
	4,19,366.67	5,59,424.03
ii) Other operating revenue		
Export incentives	6,133.80	5,984.37
Sale of scrap	1,131.82	1,470.72
Carbon credits	245.37	275.50
Others	1,204.04	1,311.53
	8,715.03	9,042.12
Total revenue from operations	4,28,081.70	5,68,466.15

Notes to the Consolidated Financial Statements

for the year ended 31st March, 2024

42. Segment information (Contd.)

b) Geographical breakup

(₹ in Lakhs)

Particulars	Year ended 31 st March, 2024	Year ended 31 st March, 2023
India	1,76,387.72	2,27,933.58
Europe	1,02,728.19	1,19,878.79
USA	81,144.53	1,49,898.06
Rest of the world	67,821.26	70,755.72
Total	4,28,081.70	5,68,466.15

42.2 Information about major customers

There is no single external customer who contributed more than 10% to the Group's revenue during the financial year 2023-2024 and 2022-2023.

43. Leases

A. Group as a lessee

- (a) The Group's significant leasing arrangements are in respect of leasehold lands. The Group has also taken certain plant & equipment and commercial premises on lease.
- (b) Particulars of right-of-use assets and lease liabilities

i. Carrying value of right-of-use assets by class of underlying assets

(₹ in Lakhs)

Particulars	Land-leasehold	Plant and Equipment	Buildings	Total
Gross Block				
Balance as at 1st April, 2022	4,460.55	162.00	604.27	5,226.82
Additions	4,892.06	450.62	3,349.06	8,691.74
Deductions	-	-	(442.16)	(442.16)
Net effect of foreign currency translation differences (gain)/loss	-	2.89	117.05	119.94
Balance as at 31st March, 2023	9,352.61	615.51	3,628.22	13,596.34
Additions	366.41	46.81	6,764.04	7,177.26
Deductions	-	(44.30)	(213.59)	(257.89)
Net effect of foreign currency translation differences (gain)/loss	-	3.35	37.37	40.72
Balance as at 31st March, 2024	9,719.02	621.37	10,216.04	20,556.43
Accumulated depreciation				
Balance as at 1st April, 2022	151.71	65.77	347.07	564.55
Depreciation for the year	62.88	66.06	325.76	454.70
Eliminated on disposal of assets	-	-	(351.25)	(351.25)
Net effect of foreign currency translation differences (gain)/loss	-	0.92	17.12	18.04
Balance as at 31st March, 2023	214.59	132.75	338.70	686.04
Depreciation for the year	101.37	66.94	716.38	884.69
Deductions/adjustments	-	-	(173.94)	(173.94)
Eliminated on disposal of assets	-	(44.30)	(39.65)	(83.95)
Net effect of foreign currency translation differences (gain)/loss	-	1.28	1.51	2.79
Balance as at 31st March, 2024	315.96	156.67	843.00	1,315.63

Notes to the Consolidated Financial Statements

for the year ended 31st March, 2024

43. Leases (Contd.)

(₹ in Lakhs)

Particulars	Land-leasehold	Plant and Equipment	Buildings	Total
As at 31 st March, 2023	9,138.02	482.76	3,289.52	12,910.30
As at 31st March, 2024	9,403.06	464.70	9,373.04	19,240.80

Note: The Group has not revalued its right-of-use assets.

ii. Movement in lease liabilities during year ended

(₹ in Lakhs)

Particulars	As at 31 st March, 2024	As at 31 st March, 2023
Balance at the beginning of the year	3,687.93	299.28
Addition during the year	6,784.69	3,555.73
Deletion during the year	-	(90.91)
Interest on lease liabilities	403.67	242.77
Payment of lease liabilities	(898.43)	(328.37)
Effect of foreign currency translation differences (gain)/loss (net)	38.73	9.43
Balance at the end of the year	10,016.59	3,687.93

iii. Contractual maturities of lease liabilities as at reporting date on an undiscounted basis

(₹ in Lakhs)

Particulars	As at 31 st March, 2024	As at 31 st March, 2023
Maturity analysis - contractual undiscounted cash flows		
Less than one year	1,630.30	597.14
One to five years	6,473.33	2,053.52
More than five years	6,362.85	4,676.88
Total undiscounted lease liabilities	14,466.48	7,327.54

iv. Amounts recognised in statement of profit and loss

(₹ in Lakhs)

Particulars	Year ended 31 st March, 2024	Year ended 31 st March, 2023
Interest on lease liabilities	403.67	242.77
Included in rent, lease rentals and hire charges expenses: expense relating to short-term leases	459.75	420.24

v. Amounts recognised in the statement of cash flows

(₹ in Lakhs)

Particulars	Year ended 31 st March, 2024	Year ended 31 st March, 2023
Total cash outflow for leases	898.43	328.37

Notes to the Consolidated Financial Statements

for the year ended 31st March, 2024

43. Leases (Contd.)

B. Company as a lessor

Operating leases relate to investment property, with lease terms between 11 to 60 months and are usually renewable by mutual consent. All operating lease contracts contain market review clauses in the event that the lessee exercises its option to renew. Lessee does not have an option to purchase the property at the expiry of the lease period.

Future minimum rentals receivable under non-cancellable operating leases as at 31st March, are as follows:

Particulars	(₹ in Lakhs)	
	As at 31 st March, 2024	As at 31 st March, 2023
Less than one year	346.56	346.56
One to five years	548.72	895.28
Total	895.28	1,241.84

44. Employee benefits:

(a) Defined Contribution Plans

The Group contributes to the Government managed provident & pension fund for all qualifying employees of Indian entities. Contribution to Provident fund of ₹ 1359.86 Lakhs (as at 31st March, 2023: ₹ 1154.53 Lakhs) is recognised as an expense and included in 'Contribution to Provident & Other funds' in the Statement of Profit and Loss and ₹ 392.38 Lakhs (as at 31st March, 2023: ₹ 229.46 Lakhs) is included in pre-operative expenses.

(b) Defined Benefit Plans

The Group has defined benefit plan for payment of gratuity to all qualifying employees. It is governed by the payment of Gratuity Act, 1972. Under this Act, an employee who has completed five years of service is entitled to the specified benefit. The level of benefits provided depends on the employee's length of services and salary at retirement age. The Group's defined benefit plan is unfunded. There are no other post retirement benefits provided by the Group.

The most recent actuarial valuation of the present value of the defined benefit obligation was carried out as at 31st March, 2024 by Mr. Charan Gupta, fellow member of the Institute of the Actuaries of India. The present value of the defined benefit obligation, the related current service cost and past service cost, were measured using the projected unit credit method.

(i) Movement in the present value of the defined benefit obligation are as follows:

Particulars	(₹ in Lakhs)	
	As at 31 st March, 2024	As at 31 st March, 2023
Present value of defined benefit obligation as at beginning of the year	3,659.99	2,944.02
Current Service Cost	612.24	470.02
Interest cost	270.10	210.49
Actuarial (gains)/losses on obligation:		
a) arising from changes in financial assumptions	48.54	(58.46)
b) arising from experience adjustments	182.89	242.96
Benefits paid	(100.65)	(149.04)
Present value of defined benefit obligation as at end of the year	4,673.11	3,659.99

Notes to the Consolidated Financial Statements

for the year ended 31st March, 2024

44. Employee Benefits: (Contd.)

(ii) Components of amount recognised in profit and loss and other comprehensive income are as under :

Particulars	(₹ in Lakhs)	
	Year ended 31 st March, 2024	Year ended 31 st March, 2023
Current Service Cost	612.24	470.02
Interest expense	270.10	210.49
Less: amount included in pre-operative expenses	(202.98)	(91.92)
Amount recognised in profit or loss	679.36	588.59
Actuarial (gains)/losses:		
a) arising from changes in financial assumptions	49.52	(58.46)
b) arising from experience adjustments	251.77	242.96
Amount recognised in other comprehensive income	301.29	184.50
Total	980.65	773.09

(iii) The principal assumptions used for the purposes of the actuarial valuation of gratuity are as follows.

Particulars	As at	
	31 st March, 2024	31 st March, 2023
Discount rate	7.22% to 7.25%	7.38%
Expected rate of salary increase	8.00%	8.00%
Employee attrition rate	5.00%	5.00%
Mortality	IALM (2012-14) Ultimate Mortality Table	

Estimates of future salary increases considered in actuarial valuation take account of inflation, seniority, promotion and other relevant factors such as supply and demand in the employment market.

This plan typically exposes the Group to actuarial risks such as interest rate risk and salary risk.

- a) Interest risk: a decrease in the bond interest rate will increase the plan liability.
- b) Salary risk: the present value of the defined benefit plan liability is calculated by reference to the future salaries of plan participants. As such, a variation in the expected rate of salary increase of the plan participants will change the plan liability.

(iv) Sensitivity Analysis

Significant actuarial assumptions for the determination of defined obligation are discount rate and expected salary increase. The sensitivity analysis below have been determined based on reasonably possible changes of the respective assumptions occurring at the end of the reporting period, while holding all other assumptions constant.

Impact on Present Value of defined benefit obligation	(₹ in Lakhs)	
	As at 31 st March, 2024	As at 31 st March, 2023
If discount rate increased by 1%	(312.16)	(248.04)
If discount rate decreased by 1%	336.61	274.26
If salary escalation rate increased by 1%	332.49	267.30
If salary escalation rate decreased by 1%	(311.38)	(250.20)

The sensitivity analysis presented above may not be representative of the actual change in the defined benefit obligation as it is unlikely that the change in assumption would occur in isolation of one another as some of the assumptions may be correlated.

Furthermore, in presenting the above sensitivity analysis, the present value of the defined benefit obligation has

Notes to the Consolidated Financial Statements

for the year ended 31st March, 2024

44. Employee Benefits: (Contd.)

been calculated using the projected unit credit method at the end of the reporting period, which is the same as that applied in calculating the defined benefit obligation liability recognised in the balance sheet.

(v) Expected contribution to the defined benefit plan in future years

(₹ in Lakhs)

Particulars	As at 31 st March, 2024	As at 31 st March, 2023
Expected outflow in 1 st year	629.65	837.74
Expected outflow in 2 nd year	270.38	267.99
Expected outflow in 3 rd year	290.13	222.16
Expected outflow in 4 th year	257.88	230.09
Expected outflow in 5 th year	275.42	193.39
Expected outflow in 6 th year and onwards	2,949.65	1,908.62

The average duration of the defined benefit plan obligation at the end of the reporting period is in the range of 12.79 to 14.33 years (as at 31st March, 2023: 12.98 to 14.55 years)

(c) Other short term and long term employment benefits

Annual leave and short term leave

The liability towards compensated absences (annual and short term leave) for the year ended 31st March, 2024 based on actuarial valuation carried out by using Projected Unit Credit Method resulted in increase in liability by ₹ 435.35 Lakhs (as at 31st March, 2023: ₹ 299.14 Lakhs), which is included in the employee benefits in the Statement of Profit and Loss.

The principal assumptions used for the purposes of the actuarial valuations were as follows:

Particulars	As at 31 st March, 2024	As at 31 st March, 2023
Discount rate	7.22% to 7.25%	7.38%
Expected rate of salary increase	8.00%	8.00%
Employee attrition rate	5.00%	5.00%
Mortality	IALM (2012-14) Ultimate Mortality Table	

45. Financial instruments:

45.1 Capital management

The Group manages its capital structure with a view that it will be able to continue as going concern while maximising the return to stakeholders through the optimization of the debt and equity balance.

The capital structure of the Group consists of net debt and total equity of the Group. The Group is not subject to any externally imposed capital requirement. The Group has complied with the financial covenants in respect of its borrowings. The Company's management reviews the capital structure of the Group. As part of this review, the management considers the cost of capital and risk associated with each class of capital.

Notes to the Consolidated Financial Statements

for the year ended 31st March, 2024

45. Financial instruments: (Contd.)

45.1.1 The gearing ratio at the end of the reporting period was as follows:

(₹ in Lakhs)

Particulars	As at 31 st March, 2024	As at 31 st March, 2023
Total debt	1,99,578.48	1,47,824.32
Cash & bank balances	(3,306.54)	(2,795.50)
Net debt	1,96,271.94	1,45,028.82
Total equity	5,93,633.81	5,52,071.85
Net debt to equity Ratio (in times)	0.33	0.26

Notes:

Debt is defined as non-current borrowings, current borrowings, current maturities of non-current borrowings and interest accrued thereon (Note 22 and 25), and excludes lease liabilities.

Cash and bank balances include cash & cash equivalents (Note 17) and other bank balances (Note 18) (excluding margin money deposits & fixed deposits kept as security and balance in unclaimed dividend accounts).

45.2 Categories of financial instruments

(₹ in Lakhs)

Particulars	As at 31 st March, 2024	As at 31 st March, 2023
a) Financial assets		
Measured at fair value through profit or loss (FVTPL)		
(a) Mandatorily measured as at FVTPL		
(i) Investments in venture capital funds	-	17.15
Sub-total	-	17.15
Measured at amortised cost		
(a) Cash and bank balances	19,940.02	16,191.33
(b) Trade receivables	84,458.71	1,10,679.72
(c) Loans	2,726.48	2,771.03
(d) Other financial assets	39,555.78	40,096.74
Sub-total	1,46,680.99	1,69,738.82
Total financial assets	1,46,680.99	1,69,755.97
b) Financial liabilities		
Measured at amortised cost		
(a) Borrowings	1,99,578.48	1,47,824.32
(b) Lease liabilities	10,016.59	3,687.93
(c) Trade payables	51,891.46	69,100.26
(d) Other financial liabilities	25,873.44	22,181.04
Sub-total	2,87,359.97	2,42,793.55
Total Financial liabilities	2,87,359.97	2,42,793.55

The carrying amount reflected above represents the Group's maximum exposure to credit risk for such financial assets.

Notes to the Consolidated Financial Statements

for the year ended 31st March, 2024

45. Financial instruments: (Contd.)

45.3 Financial risk management

The Group's financial assets comprise mainly of loans, cash and cash equivalents, other balances with banks, trade receivables and other receivables and financial liabilities comprise mainly of borrowings, trade payables, other payables and lease liabilities.

The corporate finance function of the respective companies provides services to the business, coordinates access to financial market, monitors and manages the financial risks relating to the operations of the Group through internal risk reports which analyse exposures by degree and magnitude of the risk. These risks include market risk (including currency risk, interest rate risk and other price risk), credit risk and liquidity risk. The Group doesn't enter into or trade financial instruments including derivative financial instruments for speculative purpose. The Group has taken all necessary actions to mitigate the financial risks identified on the basis of information and situation present.

45.4 Market risk

Market risk is the risk that the fair value of future cash flows of a financial instrument will fluctuate because of changes in market prices. Market risk comprises three types of risks : interest rate risk, currency risk and other price risk. The Group's activities expose it primarily to the financial risks of changes in foreign currency exchange rates and interest rates. Financial instruments affected by market risk include borrowings, investments, trade payables, trade receivables.

45.5 Foreign currency risk management

Foreign currency risk is the risk that the fair value or future cash flows of an exposure will fluctuate due to changes in foreign exchange rates. The Group is subject to the risk that changes in foreign currency values impact the Group's export revenues, imports of material/capital goods, services/royalty and borrowings etc. Exchange rate exposures are managed within approved policy parameters by entering into foreign currency forward contracts, options and swaps, as and when required.

The aim of the Group's approach to management of currency risk is to leave the Group with minimum residual risk and after, considering the net foreign currency exposure.

The carrying amount of unhedged foreign currency denominated monetary assets and monetary liabilities at the end of the reporting period are as follow:

Particulars	(₹ in Lakhs)	
	As at 31 st March, 2024	As at 31 st March, 2023
Liabilities		
USD	59,229.68	57,103.85
Euro	28,998.53	27,744.03
Others	139.48	17.74
Assets		
USD	69,155.27	74,281.54
Euro	28,706.18	29,849.20
Others	794.73	534.67

Notes to the Consolidated Financial Statements

for the year ended 31st March, 2024

45. Financial instruments: (Contd.)

45.5.1 Foreign currency sensitivity analysis

The Group is exposed to foreign exchange risk arising from currency exposures, primarily with respect to US Dollar and Euro.

The following table details the Group's sensitivity to a 10% increase and decrease in INR against the relevant foreign currencies. 10% is the sensitivity rate used when reporting foreign currency risk internally to key management personnel and represents management's assessment of the reasonably possible change in foreign exchange rates. The sensitivity analysis includes unhedged external loans, receivables and payables in currency other than the functional currency of the Group.

A 10% strengthening of the INR against key currencies to which the Group is exposed would have led to additional impact in the Statement of Profit and Loss. A 10% weakening of the INR against these currencies would have led to an equal but opposite effect.

USD impact (net of taxes)	(₹ in Lakhs)	
	As at 31 st March, 2024	As at 31 st March, 2023
Impact on profit or loss for the year	742.75	1,285.44
Impact on total equity as at the end of the reporting period	742.75	1,285.44

Euro impact (net of taxes)	(₹ in Lakhs)	
	As at 31 st March, 2024	As at 31 st March, 2023
Impact on profit or loss for the year	21.88	157.53
Impact on total equity as at the end of the reporting period	21.88	157.53

45.6 Interest rate risk management

Interest rate risk refers to the possibility that the fair value or future cash flows of a financial instrument will fluctuate because of changes in market interest rate. The Group is exposed to interest rate risk through the impact of rate changes on interest-bearing liabilities. The Group manages its interest rate risk by monitoring the movements in the market interest rates closely. Hedging activities are evaluated regularly to align with interest rate views and defined risk appetite, ensuring the most cost-effective hedging strategies are applied.

The Group is exposed to interest rate risk mainly on account of its borrowings, which have both fixed and floating interest rates. Bank cash credit facilities, certain short-term rupee loans and short-term foreign currency borrowings carry a floating rate of interest. The risk is managed by the Group by maintaining an appropriate mix between fixed and floating-rate borrowings. The financial assets i.e., bank fixed deposits are at a fixed rate of interest.

45.6.1 Interest rate sensitivity analysis

The sensitivity analysis below have been determined based on the exposure to floating interest rates for non-current borrowings at the end of the reporting period and the stipulated change taking place at the beginning of the financial year and held constant throughout the reporting period. For floating rate borrowings, a 50 basis point increase or decrease is used when reporting interest rate risk internally to key management personnel and represents management's assessment of the reasonably possible change in interest rates.

The sensitivity analysis below has been determined based on the exposure to floating interest rates at the end of the reporting year for non-current borrowings. For floating rate borrowings, the analysis is prepared assuming that the amount of the liability at the end of the reporting year was outstanding for the whole year. If interest rates had been 50 basis points higher or lower and all other variables were held constant, the groups's profit/loss for the year ended 31st March, 2024 would decrease/increase by ₹ 151.87 lakhs (net of tax) (for the year ended 31st March, 2023, decrease /increase by ₹ 58.75 Lakhs (net of tax)).

Notes to the Consolidated Financial Statements

for the year ended 31st March, 2024

45. Financial instruments: (Contd.)

45.7 Other price risks

Other price risk is the risk that the fair value of a financial instrument will fluctuate due to changes in market traded price. Other price risk arises from financial assets such as investments in quoted equity instruments and mutual funds. The Group does not have any quoted equity instrument and mutual funds as at end of the reporting period. Further, investment in joint venture is held for strategic rather than trading purposes and the Group does not actively trade this investments. Thus, the exposure to risk of changes in market rate is minimal.

45.8 Credit risk management

Credit risk refers to risk that a counterparty will default on its contractual obligations resulting in financial loss to the Group. Credit risk arises primarily from financial assets such as trade receivables, balances with banks, loans and other receivables.

a) Trade receivables

Credit risk arising from trade receivables is managed in accordance with the Group's established policy, procedures and control relating to customer credit risk management. The average credit period on sales of products varies from company to company. The concentration of credit risk is limited due to the fact that the customer base is large and diverse. There is no external customer representing more than 10% of the total balance of trade receivables. All trade receivables are reviewed and assessed for default on a quarterly basis.

For external trade receivables, as a practical expedient, the Group computes credit loss allowance based on a provision matrix. The provision matrix is prepared based on historically observed default rates over the expected life of trade receivables and is adjusted for forward-looking estimates for each Group company depending on credit risk of each company.

Movement in the expected credit loss allowance

(₹ in Lakhs)

Particulars	As at 31 st March, 2024	As at 31 st March, 2023
Balance at the beginning of the year	97.20	84.74
Movement in expected credit loss allowance	(5.80)	12.46
Balance at the end of the year	91.40	97.20

b) Loans and other receivables

The Group applies Expected Credit Losses (ECL) model for measurement and recognition of loss allowance on the loans given by the Group to the external party. ECL is the difference between all contractual cash flows that are due to the Group in accordance with the contract and all the cash flows that the Group expects to receive (i.e., all cash shortfalls), discounted at the effective interest rate.

The Group determines if there has been a significant increase in credit risk of the financial asset since initial recognition. If the credit risk of such assets has not increased significantly, an amount equal to 12-month ECL is measured and recognized as loss allowance. However, if credit risk has increased significantly, an amount equal to lifetime ECL is measured and recognized as loss allowance.

12-month ECL are a portion of the lifetime ECL which result from default events that are possible within 12 months from the reporting date. Lifetime ECL are the expected credit losses resulting from all possible default events over the expected life of a financial asset.

ECL are measured in a manner that they reflect unbiased and probability weighted amounts determined by a range of outcomes, taking into account the time value of money and other reasonable information available as a result of past events, current conditions and forecasts of future economic conditions.

Notes to the Consolidated Financial Statements

for the year ended 31st March, 2024

45. Financial instruments: (Contd.)

ECL impairment loss allowance (or reversal) recognised during the period is recognised as expense/income in the Statement of Profit and Loss under the head 'Other expenses'/'Other income'.

c) Other financial assets

Credit risk arising from balances with banks is limited because the counterparties are reputed banks.

45.9 Liquidity risk management

Ultimate responsibility for liquidity risk management rests with the of Board of Directors of the holding company, which has established an appropriate liquidity risk management framework for the management of the Group's short, medium and long-term funding and liquidity management requirements. The Group manages liquidity risk by maintaining adequate reserves, banking facilities and reserve borrowing facilities, by continuously monitoring forecast and actual cash flows, and by matching the maturity profiles of financial assets and liabilities.

45.9.1 Liquidity and interest risk table

The following table details the remaining contractual maturity for its financial liabilities with agreed repayment periods from the reporting date to the contractual maturity date. The amounts disclosed in the table are the contractual undiscounted cash flows.

(₹ in Lakhs)

Particulars	Less than 1 year	1 to 5 years	5 years and above	Total
As at 31st March, 2024				
Borrowings	1,62,270.28	23,401.95	13,906.25	1,99,578.48
Trade payables	51,891.46	-	-	51,891.46
Security deposits	221.78	-	-	221.78
Other payables	25,651.66	-	-	25,651.66
Total	2,40,035.18	23,401.95	13,906.25	2,77,343.38
As at 31st March, 2023				
Borrowings	1,29,502.53	18,321.79	-	1,47,824.32
Trade payables	69,100.26	-	-	69,100.26
Security deposits	508.52	-	-	508.52
Other payables	21,672.52	-	-	21,672.52
Total	2,20,783.83	18,321.79	-	2,39,105.62

Particulars of contractual maturities in respect of lease liabilities is as per Note 43.

45.10 Fair value measurements

This note provides information about how the Company determines fair values of various financial assets and financial liabilities.

45.10.1 Fair Value of the Group's financial assets that are measured at fair value on a recurring basis

Financial Assets	Fair Value as at		Fair Value hierarchy	Valuation technique(s) and key input(s)	Significant unobservable input(s)	Relationship of unobservable inputs to fair value
	31 st March, 2024	31 st March, 2023				
Investment in Venture Capital Funds (Note 9(b) & 9(c))	Nil	Investments in units of Venture Capital Fund: aggregate fair value of ₹ 17.15 Lakhs	Level 3	Net asset approach - in this approach value per unit of investment is derived by dividing net assets of Venture Capital Fund with total no. of units issued by Venture Capital Fund.	Net assets of Venture Capital Fund, taking into account all assets and liabilities as reported in the financials of Venture Capital Fund.	A significant change in the Net assets in isolation would result in significant change in the fair value of investment in Venture Capital Fund.

During the year, there were no transfers between Level 1 and Level 2.

Notes to the Consolidated Financial Statements

for the year ended 31st March, 2024

45. Financial instruments: (Contd.)

45.10.2 Fair Value of financial assets and financial liabilities that are not measured at fair value (but fair value disclosures are required)

The carrying amount of financial assets and financial liabilities measured at amortised cost in the financial statements are a reasonable approximation of their fair values since the Group does not anticipate that the carrying amounts would be significantly different from the values that would eventually be received or settled.

46. Related party disclosures

(A) Where control exists :

Ultimate controlling party

Mr. V. K. Jain

Holding company

Inox Leasing and Finance Limited

(B) Other related parties with whom there are transactions during the year:

a) Key Management Personnel

i) Executive directors

Mr. V. K. Jain (Managing Director)
Mr. Bir Kapoor (Deputy Managing Director w.e.f. 3rd November, 2023)
Mr. Sanath Kumar Muppurala
Mr. Niraj Kishore Agnihotri
Mr. Jay Shah (w.e.f. 1st November, 2022)
Mr. Sanjay Borwankar (upto 31st October, 2022)

ii) Non-executive directors

Mr. D. K. Jain
Mr. Shailendra Swarup
Mr. Shanti Prashad Jain
Mr. Chandra Prakash Jain
Mr. Om Prakash Lohia
Ms. Vanita Bhargava

b) Fellow subsidiaries upto 25th July, 2023 and subsequently reclassified as Enterprises over which a Key Management Personnel, or his relatives, have control/significant influence w.e.f. 26th July, 2023.

Inox Wind Energy Limited	Vuelta Wind Energy Private Limited
Inox Wind Limited	Tempest Wind Energy Private Limited
Waft Renergy Private Limited	Ravapar Wind Energy Private Limited
Resco Global Wind Services Private Limited	Nani Virani Wind Energy Private Limited
Inox Green Energy Services Limited	Vibhav Energy Private Limited
Haroda Wind Energy Private Limited	Vasuprada Renewables Private Limited
Khatiyu Wind Energy Private Limited	Vigodi Wind Energy Private Limited
Aliento Wind Energy Private Limited	Wind Four Renergy Private Limited
Flurry Wind Energy Private Limited	Suswind Power Private Limited
Flutter Wind Energy Private Limited	Ripudaman Urja Private Limited

Notes to the Consolidated Financial Statements

for the year ended 31st March, 2024

46. Related party disclosures (Contd.)

c) Associates of Inox Green Energy Services Limited

Wind One Renergy Private Limited (upto 7th October, 2022)
Wind Two Renergy Private Limited (upto 30th July, 2022)
Wind Five Renergy Private Limited (upto 7th October, 2022)
Wind Three Renergy Private Limited (upto 7th October, 2022)

d) Enterprises over which a Key Management Personnel, or his relatives, have control/significant influence

Devansh Gases Private Limited
INOX Air Products Private Limited
Inox India Limited (upto 14th July, 2022)
INOX Leisure Limited (upto 31st December, 2022)
Refron Valves Private Limited
Swarup & Company

Fellow subsidiaries upto 25th July, 2023, now reclassified as Enterprises over which a Key Management Personnel, or his relatives, have control/significant influence w.e.f. 26th July, 2023.

Inox Wind Energy Limited	Ravapar Wind Energy Private Limited
Inox Wind Limited	Nani Virani Wind Energy Private Limited
Waft Renergy Private Limited	Aliento Wind Energy Private Limited
Resco Global Wind Services Private Limited	Flurry Wind Energy Private Limited
Inox Green Energy Services Limited	Flutter Wind Energy Private Limited
Haroda Wind Energy Private Limited	Vibhav Energy Private Limited
Khatiyu Wind Energy Private Limited	Wind Four Renergy Private Limited
Vigodi Wind Energy Private Limited	Vuelta Wind Energy Private Limited
Vasuprada Renewables Private Limited	Tempest Wind Energy Private Limited
Suswind Power Private Limited	Ripudaman Urja Private Limited

Notes to the Consolidated Financial Statements

for the year ended 31st March, 2024

46. Related party disclosures (Contd.)

Particulars of transactions

Particulars	(₹ in Lakhs)						
	Fellow Subsidiary companies and their associates		Key Management Personnel		Enterprises over which KMP or his relatives have control/ significant influence		Total
	2023-24	2022-23	2023-24	2022-23	2023-24	2022-23	
A) Transactions during the year							
Sale of goods							
Inox Air Products Private Limited					0.67	0.67	0.67
Refron Valves Private Limited					0.06	0.12	0.12
Total					0.73	0.79	0.79
Miscellaneous Income							
Inox Green Energy Services Limited	-	2.50					2.50
Total	-	2.50					2.50
Purchase of assets							
Inox India Limited					-	163.00	163.00
Inox Air Products Private Limited					-	41.57	41.57
Inox Wind Limited					28,480.04		28,480.04
Inox Green Energy Services Limited					53.00		53.00
Total					28,533.04	204.57	28,533.04
Purchase of goods							
Inox Air Products Private Limited					2,362.95	2,539.51	2,539.51
Inox India Limited					-	2,202.77	2,202.77
Refron Valves Private Limited					0.90	-	0.90
Total					2,363.85	4,742.28	4,742.28
Purchase of services, Installation & Commissioning							
Resco Global Wind Services Private Limited					615.76	-	615.76
Inox Air Products Private Limited					0.03	3.05	3.05
Total					615.79	3.05	615.79
Purchase of movie tickets							

Notes to the Consolidated Financial Statements

for the year ended 31st March, 2024

Particulars	(₹ in Lakhs)						
	Fellow Subsidiary companies and their associates		Key Management Personnel		Enterprises over which KMP or his relatives have control/ significant influence		Total
	2023-24	2022-23	2023-24	2022-23	2023-24	2022-23	
Inox Leisure Limited					-	14.28	14.28
Total					-	14.28	14.28
Capital advances received back							
Inox Wind Limited	-	50,519.70			6,879.00	-	50,519.70
Resco Global Wind Services Private Limited	-	11,850.30			6,879.00	-	11,850.30
Total	-	62,370.00			13,758.00	-	62,370.00
Interest income (on capital advances)							
Inox Wind Limited	-	4,133.54			1,144.79	-	4,133.54
Resco Global Wind Services Private Limited	-	976.15			367.40	-	976.15
Total	-	5,109.69			1,512.19	-	5,109.69
Guarantee commission income							
Inox Green Energy Services Limited	-	468.89			343.38	-	468.89
Inox Wind Limited	-	982.89			919.84	-	982.89
Resco Global Wind Services Private Limited	-	434.10			582.22	-	434.10
Total	-	1,885.88			1,845.44	-	1,885.88
Guarantees/securities given							
Inox Green Energy Services Limited	-	20,916.00			-	-	20,916.00
Inox Wind Limited	-	45,792.88			70,470.52	-	45,792.88
Resco Global Wind Services Private Limited	-	86,253.00			40,018.61	-	86,253.00
Total	-	1,52,961.88			1,10,489.13	-	1,52,961.88
Guarantees/securities extinguished/exposure reduced							
Inox Green Energy Services Limited	-	62,984.75			9,510.25	-	62,984.75
Inox Wind Limited	-	43,183.44			66,011.31	-	43,183.44
Resco Global Wind Services Private Limited	-	56,296.00			50,703.50	-	56,296.00
Total	-	1,62,464.19			1,26,225.06	-	1,62,464.19
Reimbursement of expenses (paid)/payments made on behalf of the Company							

Notes to the Consolidated Financial Statements

for the year ended 31st March, 2024

Particulars	Fellow Subsidiary companies and their associates		Key Management Personnel		Enterprises over which KMP or his relatives have control/ significant influence			Total
	2023-24	2022-23	2023-24	2022-23	2023-24	2022-23	2023-24	
Devansh Gases Private Limited								
Mr. D K Jain			11.97	11.97	7.32	7.32	7.32	7.32
Total			11.97	11.97	7.32	7.32	7.32	19.29
Reimbursement of expenses (received)/ payments made on behalf by the Company								
Inox Wind Limited	-	46.14						
Inox Air Products Private Limited					13.97	-	13.97	46.14
Inox Green Energy Services Limited	-	183.52			-	3.35	-	3.35
Total	-	229.66			13.97	3.35	13.97	183.52
Rent received								
Inox Air Products Private Limited					-	8.72	-	8.72
Inox Wind Limited	-	72.39			72.39	-	72.39	72.39
Inox Green Energy Services Limited	-	12.02			12.02	-	12.02	12.02
Others	-	3.61			3.17	-	3.17	3.61
Total	-	88.02			87.58	8.72	87.58	96.74
Rent paid								
Devansh Gases Private Limited			55.20	62.26	33.50	33.00	33.50	33.00
Mr. D K Jain			55.20	62.26	33.50	33.00	33.50	62.26
Total			110.40	124.52	67.00	66.00	67.00	95.26
O&M charges & lease rents paid								
Inox Air Products Private Limited	-	569.96			234.03	234.46	234.03	234.46
Inox Green Energy Services Limited	-	569.96			635.85	-	635.85	569.96
Total	-	1139.92			869.88	234.46	869.88	804.42
Professional fees paid								
Swarup & Co.					60.00	50.00	60.00	50.00
Total					60.00	50.00	60.00	50.00

The above amounts are exclusive of duties and taxes, wherever applicable.

Notes to the Consolidated Financial Statements

for the year ended 31st March, 2024

46. Related party disclosures (Contd.)

Particulars of amounts outstanding as at 31st March, 2024

Particulars	Fellow Subsidiary companies and their associates		Enterprises over which KMP or their relatives have control/ significant influence		Total
	2023-24	2022-23	2023-24	2022-23	
Amounts payables					
Trade/other payables					
Inox India Limited				524.53	524.53
Inox Air Products Private Limited			103.79	381.28	381.28
Refron Valves Private Limited			1.06	-	1.06
Inox Green Energy Services Limited	-	243.62	220.80	-	220.80
Inox Wind Limited			7,983.77	-	7,983.77
Resco Global Wind Services Private Limited	-	243.62	692.68	-	692.68
Total	-	487.84	9,002.10	905.81	1,149.43
Amounts receivables					
a) Trade/other receivables					
Inox Green Energy Services Limited	-	1,028.64	1,405.41	-	1,405.41
Inox Wind Limited	-	23,122.79	22,837.22	-	22,837.22
Inox Wind Energy Limited	-	33.91	34.69	-	34.69
Resco Global Wind Services Private Limited	-	6,324.47	7,232.43	-	7,232.43
Others	-	19.34	22.30	-	22.30
Total	-	30,529.15	31,532.05	-	31,532.05
b) Advances for purchase of assets					
Inox Wind Limited	-	20,511.32	-	-	20,511.32
Resco Global Wind Services Private Limited	-	4,898.68	4,898.68	-	4,898.68
Total	-	25,410.00	4,898.68	-	4,898.68
c) Guarantees/securities					
Inox Green Energy Services Limited	-	14,060.25	4,550.00	-	4,550.00
Inox Wind Limited	-	89,557.44	94,016.65	-	94,016.65
Resco Global Wind Services Private Limited	-	69,430.00	58,745.11	-	58,745.11
Total	-	1,73,047.69	1,57,311.76	-	1,57,311.76

Notes to the Consolidated Financial Statements

for the year ended 31st March, 2024

46. Related party disclosures (Contd.)

Compensation paid to Key Management Personnel is as under :

(₹ in Lakhs)

Particulars	2023-24	2022-23
(i) Remuneration paid:		
Mr. V. K. Jain	1,822.38	4,275.85
Mr. D. K. Jain (see Note (d) below)	572.23	1,891.30
Mr. Bir Kapoor (Deputy Managing Director w.e.f. 3 rd November, 2023)	128.32	-
Mr. Sanath Kumar Muppirala	153.07	129.37
Mr. Sanjay Borwankar (upto 31 st October, 2022)	-	69.08
Mr. Niraj Kishore Agnihotri	171.55	151.85
Mr. Jay Shah (w.e.f. 1 st November, 2022)	109.63	35.75
Total	2,957.18	6,553.20
(ii) Directors' sitting fees paid	19.50	20.00

The remuneration of directors and Key Management Personnel (KMP) is determined by the Nomination and Remuneration Committee having regard to the performance of individuals and market trends. As the liabilities for the defined benefit plans and other long term benefits are provided on actuarial basis for the Company, the amount pertaining to KMP are not included above. Contribution to Provident Fund (defined contribution plan) is ₹ 57.41 Lakhs (previous year ₹ 36.26 Lakhs) included in the amount of remuneration reported above.

Notes:

- Sales, purchases, royalty and service transactions with related parties are made at arm's length price.
- Amounts outstanding are unsecured and will be settled in cash or receipts of goods and services.
- No expense has been recognised for the year ended 31st March, 2024 and 31st March, 2023 for bad or doubtful trade receivables in respect of amounts owed by related parties.
- Payment of commission to Mr. D. K. Jain, a non-executive director, requires approval of the shareholders in the ensuing Annual General Meeting of the Holding company as per the requirements of SEBI (Listing Obligations and Disclosure Requirements), Regulations, 2015.

47. Earnings Per Share

Particulars	Year ended 31 st March, 2024	Year ended 31 st March, 2023
Profit for the year (₹ in Lakhs)	43,495.43	1,32,304.59
Weighted average number of equity shares used in calculation of basic and diluted EPS (Nos.)	10,98,50,000	10,98,50,000
Nominal value of each share (in ₹)	1.00	1.00
Basic and Diluted Earnings per share (in ₹)	39.60	120.44

Notes to the Consolidated Financial Statements

for the year ended 31st March, 2024

48. Non controlling interest

Details of non-wholly owned subsidiary:

(₹ in Lakhs)

Particulars	Year ended 31 st March, 2024	Year ended 31 st March, 2023
Name of subsidiary	IGREL Mahidad Limited	-
Place of incorporation and principal place of business	India	-
Proportion of ownership interest and voting rights held by non-controlling interest	0.60%	-
Accumulated non-controlling interest	*	-

(* Amount less than ₹ 0.01 Lakhs.

Note:

- The above non controlling interest is not material to the Group.
- The Board of Directors of the Company, at its meeting held on 6th May, 2024, have approved the acquisition of balance stake of 0.60% in IGREL Mahidad Limited making it a wholly-owned subsidiary of the Company.

49. Details of subsidiaries at the end of the reporting period are as follows:

a) Subsidiaries of the Company

Name of Subsidiary	Principal activity	Place of incorporation and operation	Proportion of ownership interest and voting power held by the Company	
			As at 31 st March, 2024	As at 31 st March, 2023
Gujarat Fluorochemicals Americas, LLC (GFL Americas)	Trading in fluoropolymers (PTFE, PVDF, PFA, FEP & FKM) and allied products.	USA	100.00%	100.00%
Gujarat Fluorochemicals Singapore Pte. Limited (\$)	Investment activities.	Singapore	100.00%	100.00%
Gujarat Fluorochemicals GmbH, Germany (GFL GmbH)	Trading in fluoropolymers (PTFE, PVDF, PFA, FEP & FKM) and allied products.	Germany	100.00%	100.00%
Gujarat Fluorochemicals FZE (#)	Manufacturing of HFC blends of R410a and R407c refrigerants.	Dubai	100.00%	100.00%
GFCL EV Products Limited (#)	Manufacturing of , Battery Chemicals (PVDF Binders/ Films, LiPF ₆ , Additives, Electrolyte formulations and Battery casings for Electric Vehicles).	India	100.00%	100.00%
GFCL Solar and Green Hydrogen Products Limited (*)	In the process of setting up a plant for manufacturing PVDF films, back-sheet used in solar panel and allied products and also going to manufacture Fluoropolymers required for the hydrogen electrolyzers, fuel cells and charging stations.	India	100.00%	100.00%

Notes to the Consolidated Financial Statements

for the year ended 31st March, 2024

49. Details of subsidiaries at the end of the reporting period are as follows: (Contd.)

Name of Subsidiary	Principal activity	Place of incorporation and operation	Proportion of ownership interest and voting power held by the Company	
			As at 31 st March, 2024	As at 31 st March, 2023
IGREL Mahidad Limited (*) (incorporated on 14/03/2024)	Proposed to be engaged in the business of Generation, accumulation, transmission, distribution, purchase, sell and supply of electricity power by using conventional and/or non-conventional energy sources.	India	99.40%	-

b) Subsidiary of Gujarat Fluorochemicals Singapore Pte. Limited

Name of Subsidiary	Principal activity	Place of incorporation and operation	Proportion of ownership interest and voting power held by the Group	
			As at 31 st March, 2024	As at 31 st March, 2023
GFL GM Flourspar SA	Exploration of flourspar mines and sale of resultant flourspar.	Morocco	100.00%	100.00%

During the year ended 31st March, 2023, the Holding company through its wholly owned subsidiary Gujarat Fluorochemicals Singapore Pte. Limited, acquired the balance 26% of shareholding in GFL GM Flourspar SA, Morocco for ₹ 367.66 Lakhs and GFL GM Flourspar SA, Morocco is now wholly owned subsidiary of the Gujarat Fluorochemicals Singapore Pte. Limited.

c) Subsidiary of GFCL EV Products Limited

Name of Subsidiary	Principal activity	Place of incorporation and operation	Proportion of ownership interest and voting power held by the Group	
			As at 31 st March, 2024	As at 31 st March, 2023
GFCL EV Products Americas LLC (*) (incorporated on 28/02/2024)	Proposed to be engaged in the business of trading & warehousing of Products & constituents going into EV / ESS batteries.	USA	100.00%	-

(S) The Group has provided undertaking to the lenders of GFL GM Flourspar SA that the Group will not dilute its stake below 100% in Gujarat Fluorochemicals Singapore Pte. Limited.

(#) Companies have commenced their commercial operations during the year.

(*) Companies are yet to commence their commercial operations.

There are no restrictions on the holding or the subsidiaries' ability to access or use the assets and settle the liabilities of the Group.

The financial year of the above entities is 1st April to 31st March.

Notes to the Consolidated Financial Statements

for the year ended 31st March, 2024

50. On 16th December, 2021, there was a fire at the Company's MPP Unit-2 plant at Ranjitnagar site in Gujarat. In this incident certain property, plant and equipment, inventory and other assets were damaged. The Company is adequately insured for the damaged facilities and also for loss of profits due to business interruption. The Company, on the basis of valid insurance contracts, had lodged claims with the Insurance Company. The survey and loss assessment by the insurance company is currently ongoing.

The Company had recognized a total amount of ₹ 7,021.30 Lakhs towards insurance claim lodged in earlier years which includes net book value of the damaged assets (including property, plant and equipment and inventories) and towards loss of profits due to business interruption. During the year ended 31st March, 2023, the Company had received an interim payment of ₹ 1,897.67 Lakhs from the insurance company. During the current year, the Company has also realized ₹ 347.69 Lakhs from sale of related scrap and the carrying amount of insurance claim lodged as at 31st March, 2024 is ₹ 4,775.94 Lakhs is included in "Other current financial assets" in the balance sheet. Differences, if any, will be recognized upon the final settlement of such claim.

51. Assets held for sale

During the year ended 31st March, 2023, asset held for sale was in respect of an office building, which has been sold in current year.

52. Additional disclosures/regulatory information as required by Schedule III to the Companies Act, 2013

a) Details of benami property held

No proceedings have been initiated or are pending against the Group for holding any benami property under the Benami Transactions (Prohibition) Act, 1988 (45 of 1988) and the Rules made thereunder.

b) Compliance with number of layers of companies

The Group is in compliance with the number of layers prescribed under clause (87) of section 2 of the Companies Act, 2013 read with the Companies (Restriction on number of Layers) Rules, 2017.

c) Compliance with approved Scheme(s) of Arrangements

There is no Scheme of Arrangements that has been approved by the Competent Authority in terms of sections 230 to 237 of the Companies Act, 2013.

d) Undisclosed income

There is no income surrendered or disclosed as income during the current or preceding year in the tax assessments under the Income Tax Act, 1961 (such as, search or survey or any other relevant provisions of the Income Tax Act, 1961), that has not been recorded in the books of account.

e) Details of Crypto Currency or Virtual Currency

The Group has not traded or invested in crypto currency or virtual currency during the financial year.

f) Loans and advances granted to related party

The Group has not granted any loans or advances in the nature of loans to promoters, directors, KMPs and the related parties.

g) Utilisation of Borrowed funds and share premium

The Group has not advanced or loaned or invested (either from borrowed funds or share premium or any other sources or kind of funds) to or in any other person(s) or entity(ies), including foreign entities ("Intermediaries"), with the understanding, whether recorded in writing or otherwise, that the Intermediary shall, directly or indirectly, lend or invest in other persons or entities identified in any manner whatsoever by or on behalf of the Group ("Ultimate Beneficiaries") or provide any guarantee, security or the like on behalf of the Ultimate Beneficiaries.

Notes to the Consolidated Financial Statements

for the year ended 31st March, 2024

52. Additional disclosures/regulatory information as required by Schedule III to the Companies Act, 2013 (Contd.)

The Group has not received any fund from any person(s) or entity(ies), including foreign entities ("Funding Party"), with the understanding, whether recorded in writing or otherwise, that the Group shall, directly or indirectly, lend or invest in other persons or entities identified in any manner whatsoever by or on behalf of the Funding Party ("Ultimate Beneficiaries") or provide any guarantee, security or the like on behalf of the Ultimate Beneficiaries.

h) In case of borrowings from banks or financial institutions

i) Utilisation of borrowed funds

At the balance sheet date, the Group has used the borrowings from banks and financial institutions for the specific purpose for which it was taken.

ii) Security of current assets against borrowings

The Group does not have any borrowings from banks on the basis of security of current assets.

iii) Wilful defaulter

The Group is not declared wilful defaulter by any bank or financial institution or other lender.

iv) Registration of charges or satisfaction with Registrar of Companies

There are no charges or satisfaction of charges that are yet to be registered with Registrar of Companies beyond the statutory period.

i) Relationship with Struck-off Companies

Details of struck-off companies with whom the Group has transaction during the year or outstanding balance:

In respect of Gujarat Fluorochemicals Limited (holding company)

(i) Details of struck-off companies with whom the Company has transaction during the year or outstanding balances:

Sr. No.	Name of Struck-off Company	Nature of transactions with struck off Company	Balance as at 31 st March, 2024 (₹ in Lakhs)	Balance as at 31 st March, 2023 (₹ in Lakhs)	Relationship with the Struck-off Company
1	Dreams Broking Private Limited	Unclaimed dividend	*	*	None
2	Kamla Holdings Private Limited	Unclaimed dividend	0.32	0.24	None
3	Meghna Finance and Investment Private Limited	Unclaimed dividend	0.19	0.14	None

(*) amount less than ₹ 0.01 Lakh

(ii) Below struck-off companies are shareholders holding equity shares of the Company as on the Balance Sheet date:

Sr. No.	Name of Struck-Off Company	Nature of transactions with struck-off Company	Relationship with the Struck-off company
1	Dreams Broking Private Limited	Shares held by struck-off company	None
2	Kamla Holdings Private Limited	Shares held by struck-off company	None
3	Meghna Finance and Investment Private Limited	Shares held by struck-off company	None

Notes to the Consolidated Financial Statements

for the year ended 31st March, 2024

53. Disclosure of additional information as required by the Schedule III

(a) As at and for the year ended 31st March, 2024

Name of the entity in the Group	Net Assets, i.e., total assets minus total liabilities		Share in profit or loss		Share in other comprehensive income		Share in total comprehensive income	
	As % of consolidated net assets	Amount (₹ in Lakhs)	As % of consolidated profit or loss	Amount (₹ in Lakhs)	As % of consolidated other comprehensive income	Amount (₹ in Lakhs)	As % of consolidated total comprehensive income	Amount (₹ in Lakhs)
Parent								
Gujarat Fluorochemicals Limited	99.77%	5,92,270.28	96.27%	41,874.99	(65.44%)	(172.45)	95.30%	41,702.54
Subsidiaries (Group's share)								
Indian subsidiaries								
GFCL EV Products Limited	11.80%	70,077.13	(0.69%)	(300.57)	(22.27%)	(58.68)	(0.82%)	(359.25)
GFCL Solar and Green Hydrogen Products Limited	*	(22.86)	(0.02%)	(10.75)	-	-	(0.02%)	(10.75)
IGREL Mahidad Limited	*	0.45	*	(0.55)	-	-	*	(0.55)
Foreign subsidiaries								
Gujarat Fluorochemicals GmbH	1.71%	10,153.83	3.67%	1,595.43	16.36%	43.12	3.74%	1,638.55
Gujarat Fluorochemicals Americas LLC	2.50%	14,847.86	5.53%	2,405.95	79.22%	208.78	5.98%	2,614.73
Gujarat Fluorochemicals Singapore Pte. Limited	3.12%	18,549.36	(0.98%)	(424.11)	7.94%	20.93	(0.92%)	(403.18)
GFL GM Fluorspar SA	0.67%	3,999.70	(3.02%)	(1,314.39)	56.69%	149.39	(2.66%)	(1,165.00)
Gujarat Fluorochemicals FZE	1.17%	6,951.07	(2.28%)	(992.34)	21.63%	57.01	(2.14%)	(935.33)
GFCL EV Products Americas LLC	0.03%	166.81	-	-	-	-	-	-
Minority interest in all subsidiaries	*	#	*	#	-	-	*	#

Notes to the Consolidated Financial Statements

for the year ended 31st March, 2024

53. Disclosure of additional information as required by the Schedule III (Contd.)

Name of the entity in the Group	Net Assets, i.e., total assets minus total liabilities		Share in profit or loss		Share in other comprehensive income		Share in total comprehensive income	
	As % of consolidated net assets	Amount (₹ in Lakhs)	As % of consolidated profit or loss	Amount (₹ in Lakhs)	As % of consolidated other comprehensive income	Amount (₹ in Lakhs)	As % of consolidated total comprehensive income	Amount (₹ in Lakhs)
Joint Ventures (Investments as per equity method)								
Indian Joint Venture								
Swarnim Gujarat Flourspar Private Limited	0.01%	86.04	*	(0.25)	-	-	*	(0.25)
Intercompany eliminations								
Consolidation eliminations/ adjustments	(20.78%)	(1,23,445.86)	1.52%	662.02	5.87%	15.43	1.54%	677.45
Total	100.00%	5,93,633.81	100.00%	43,495.43	100.00%	263.53	100.00%	43,758.96

(#) Amount less than ₹ 0.01 Lakhs

(*) less than 0.01%

(b) As at and for the year ended 31st March, 2023

Name of the entity in the Group	Net Assets, i.e., total assets minus total liabilities		Share in profit or loss		Share in other comprehensive income		Share in total comprehensive income	
	As % of consolidated net assets	Amount (₹ in Lakhs)	As % of consolidated profit or loss	Amount (₹ in Lakhs)	As % of consolidated other comprehensive income	Amount (₹ in Lakhs)	As % of consolidated total comprehensive income	Amount (₹ in Lakhs)
Parent								
Gujarat Fluorochemicals Limited	100.13%	5,52,764.74	102.46%	1,35,560.53	(9.21%)	(138.14)	101.21%	1,35,422.39
Subsidiaries (Group's share)								
Indian subsidiaries								
GFCL EV Products Limited	7.06%	38,983.53	(0.21%)	(274.23)	(0.42%)	(6.37)	(0.21%)	(280.60)
GFCL Solar and Green Hydrogen Products Limited	*	(12.11)	*	(11.41)	-	-	*	(11.41)
Foreign subsidiaries								
Gujarat Fluorochemicals GmbH	1.54%	8,515.28	1.89%	2,502.10	41.65%	624.81	2.34%	3,126.91

Notes to the Consolidated Financial Statements

for the year ended 31st March, 2024

Name of the entity in the Group	Net Assets, i.e., total assets minus total liabilities		Share in profit or loss		Share in other comprehensive income		Share in total comprehensive income	
	As % of consolidated net assets	Amount (₹ in Lakhs)	As % of consolidated profit or loss	Amount (₹ in Lakhs)	As % of consolidated other comprehensive income	Amount (₹ in Lakhs)	As % of consolidated total comprehensive income	Amount (₹ in Lakhs)
Gujarat Fluorochemicals Americas LLC	2.22%	12,233.13	2.69%	3,554.63	52.27%	784.04	3.24%	4,338.67
Gujarat Fluorochemicals Singapore Pte. Limited	3.43%	18,952.54	0.28%	371.96	90.47%	1,357.11	1.29%	1,729.07
GFL GM Fluorspar SA	0.72%	3,950.04	(1.69%)	(2,230.18)	(14.88%)	(223.14)	(1.83%)	(2,453.32)
Gujarat Fluorochemicals FZE	0.26%	1,419.84	(0.04%)	(48.27)	0.62%	9.24	(0.03%)	(39.03)
Minority Interest in all subsidiaries	-	-	(0.44%)	(576.65)	(2.53%)	(37.98)	(0.46%)	(614.63)
Joint Ventures (Investments as per equity method)								
Indian Joint Venture								
Swarnim Gujarat Flourspar Private Limited	0.02%	86.29	*	(0.52)	-	-	*	(0.52)
Intercompany eliminations								
Consolidation eliminations/ adjustments	(15.38%)	(84,821.43)	(4.94%)	(6,543.37)	(57.97%)	(869.55)	(5.55%)	(7,412.92)
Total	100.00%	5,52,071.85	100.00%	1,32,304.59	100.00%	1,500.02	100.00%	1,33,804.61

(*) less than 0.01%

The accompanying notes are an integral part of consolidated financial statements

As per our report of even date attached

For PATANKAR & ASSOCIATES

Chartered Accountants
Firm's Reg. No: 107628W

SANDESH S MALANI

Partner
Mem No: 110051
Place: Pune
Dated: 6th May, 2024

For GUJARAT FLUOROchemicals LIMITED

D. K. JAIN
Chairman
DIN: 00029782
Place: Noida

V. K. JAIN
Managing Director
DIN: 00029968
Place: Noida

MANOJ AGRAWAL
Chief Financial Officer
Place: Noida
Dated: 6th May, 2024

B. V. DESAI
Company Secretary
Place: Vadodara

GRI Content Index

Statement of use	Gujarat Fluorochemicals Limited has reported the information cited in this GRI content index for the period 1 st April, 2023 to 31 st March, 2024 with reference to the GRI Standards.					
GRI 1 used	GRI 1: Foundation 2021					
GRI STANDARD/ OTHER SOURCE	DISCLOSURE	LOCATION	OMISSION			PAGE NO.
			REQUIREMENT(S) OMITTED	REASON	EXPLANATION	
General disclosures						
GRI 2: General Disclosures 2021	2-1 Organizational details	Narrative: About the report	-			4-5
		Narrative: Presence				14-15
		BRSR: Section A				166-171
		MDA				110-120
	2-2 Entities included in the organization's sustainability reporting	Narrative: About the Report				4-5
		Narrative: Group Portfolio				8-9
		BRSR: Section A				166-171
	2-3 Reporting period, frequency and contact point	Narrative: About the Report				4-5
		BRSR: Section A				166-171
	2-4 Restatements of information	-				-
	2-5 External assurance	Assurance Statement				408-409
	2-6 Activities, value chain and other business relationships	Narrative: Group Portfolio				8-9
		Narrative: Product Portfolio				16-17
		BRSR: Section A				166-171
		MDA				110-120
2-7 Employees	BRSR: Section A				167	
2-8 Workers who are not employees	BRSR: Section A				167	
2-9 Governance structure and composition	Narrative: Governance				104-107	
	Corporate Governance Report				145-147	
2-10 Nomination and selection of the highest governance body	Board's Report				137-138	

GRI Content Index

GRI STANDARD/ OTHER SOURCE	DISCLOSURE	LOCATION	OMISSION			PAGE NO.
			REQUIREMENT(S) OMITTED	REASON	EXPLANATION	
GRI 2: General Disclosures 2021	2-11 Chair of the highest governance body	Board's Report				137-138
		Corporate Governance Report				145-147
	2-12 Role of the highest governance body in overseeing the management of impacts	Board's Report				137-138
		Corporate Governance Report				145-147
	2-13 Delegation of responsibility for managing impacts	Board's Report				137-138
		Corporate Governance Report				145-153
	2-14 Role of the highest governance body in sustainability reporting	Board's Report				139
		BRSR: Section B				172-173
	2-15 Conflicts of interest	BRSR: Section C: Principle 1				175
		Corporate Governance Report				156
	2-16 Communication of critical concerns	BRSR: Section A				169
	2-17 Collective knowledge of the highest governance body	Corporate Governance Report				148-149
	2-18 Evaluation of the performance of the highest governance body	Board's Report				138
		Corporate Governance Report				151
	2-19 Remuneration policies	Board's Report				139
Corporate Governance Report					154-155	
2-20 Process to determine remuneration	Board's Report				139	
	Corporate Governance Report				154-155	
2-21 Annual total compensation ratio	BRSR: Section C: Principle 5				188	
2-22 Statement on sustainable development strategy	Message from our Managing Director				22-25	

GRI Content Index

GRI STANDARD/ OTHER SOURCE	DISCLOSURE	LOCATION	OMISSION			PAGE NO.
			REQUIREMENT(S) OMITTED	REASON	EXPLANATION	
	2-23 Policy commitments	BRSR: Section B				172
	2-24 Embedding policy commitments	BRSR: Section B				172
	2-25 Processes to remediate negative impacts	BRSR: Section A				170-171
	2-26 Mechanisms for seeking advice and raising concerns	BRSR: Section A				169
	2-27 Compliance with laws and regulations	Narrative: Intellectual Capital				56
		Narrative: Governance				104
		BRSR: Section A: Principle 1				174-175
	2-28 Membership associations	BRSR: Section C: Principle 7				199
	2-29 Approach to stakeholder engagement	Narrative: Stakeholder Engagement				40-43
		BRSR: Section C: Principle 4				185-186
	2-30 Collective bargaining agreements	BRSR: Section C: Principle 3				181
Material topics						
GRI 3: Material Topics 2021	3-1 Process to determine material topics	Narrative: Materiality Assessment	-			34-35
	3-2 List of material topics	Narrative: Materiality Assessment				35-39
		BRSR: Section A				170-171
Energy						
GRI 3: Material Topics 2021	3-3 Management of material topics	Narrative: Materiality Assessment	-			35
		BRSR: Section A				170

GRI Content Index

GRI STANDARD/ OTHER SOURCE	DISCLOSURE	LOCATION	OMISSION			PAGE NO.
			REQUIREMENT(S) OMITTED	REASON	EXPLANATION	
GRI 302: Energy 2016	302-1 Energy consumption within the organization	Narrative: Natural Capital				94-96
		BRSR: Section C: Principle 6				190-191
	302-2 Energy consumption outside of the organization	-	-	Information unavailable / incomplete	The Company has not computed Energy consumption outside of the organization during the reporting period.	-
	302-3 Energy intensity	BRSR: Section C: Principle 6	-			-
	302-4 Reduction of energy consumption	-	-	Information unavailable / incomplete	The Company has not computed reduction in energy consumption during the reporting period.	-
	302-5 Reductions in energy requirements of products and services	-	-	Information unavailable / incomplete	The Company has not computed reduction in energy requirements of products and services during the reporting period.	-
	Water and effluents					
GRI 3: Material Topics 2021	3-3 Management of material topics	Narrative: Materiality Assessment	-			35
		BRSR: Section A				170
GRI 303: Water and Effluents 2018	303-1 Interactions with water as a shared resource	Narrative: Natural Capital				99
	303-2 Management of water discharge-related impacts	Narrative: Natural Capital				99
	303-3 Water withdrawal	Narrative: Natural Capital				99
		BRSR: Section C: Principle 6				191-192
	303-4 Water discharge	BRSR: Section C: Principle 6				192
	303-5 Water consumption	Narrative: Natural Capital				99
BRSR: Section C: Principle 6					191	

GRI Content Index

GRI STANDARD/ OTHER SOURCE	DISCLOSURE	LOCATION	OMISSION			PAGE NO.
			REQUIREMENT(S) OMITTED	REASON	EXPLANATION	
Emissions						
GRI 3: Material Topics 2021	3-3 Management of material topics	Narrative: Materiality Assessment	-			35
		BRSR: Section A				170
GRI 305: Emissions 2016	305-1 Direct (Scope 1) GHG emissions	Narrative: Natural Capital				97
		BRSR: Section C: Principle 6				193
	305-2 Energy indirect (Scope 2) GHG emissions	Narrative: Natural Capital				97
		BRSR: Section C: Principle 6				193
	305-3 Other indirect (Scope 3) GHG emissions	Narrative: Natural Capital				97
		BRSR: Section C: Principle 6				197
	305-4 GHG emissions intensity	BRSR: Section C: Principle 6				193,197
	305-5 Reduction of GHG emissions	Narrative: Natural Capital				97
305-6 Emissions of ozone-depleting substances (ODS)	-	-	Information unavailable / incomplete	The Company has not computed emission of ODS during the reporting period.	-	
305-7 Nitrogen oxides (NOx), sulfur oxides (SOx), and other significant air emissions	Narrative: Natural Capital	-			97	
	BRSR: Section C: Principle 6				193	
Waste						
GRI 3: Material Topics 2021	3-3 Management of material topics	Narrative: Materiality Assessment	-			37
		BRSR: Section A				171
GRI 306: Waste 2020	306-1 Waste generation and significant waste-related impacts	Narrative: Natural Capital				98

GRI Content Index

GRI STANDARD/ OTHER SOURCE	DISCLOSURE	LOCATION	OMISSION			PAGE NO.
			REQUIREMENT(S) OMITTED	REASON	EXPLANATION	
	306-2 Management of significant waste-related impacts	Narrative: Natural Capital				98
	306-3 Waste generated	Narrative: Natural Capital				98
		BRSR: Section C: Principle 6				194-195
	306-4 Waste diverted from disposal	Narrative: Natural Capital				98
		BRSR: Section C: Principle 6				195
	306-5 Waste directed to disposal	BRSR: Section C: Principle 6				195
Supplier environmental assessment						
GRI 3: Material Topics 2021	3-3 Management of material topics	Narrative: Materiality Assessment	-			37
		BRSR: Section A				171
GRI 308: Supplier Environmental Assessment 2016	308-1 New suppliers that were screened using environmental criteria	Narrative: Social and Relationship Capital				84-86
		308-2 Negative environmental impacts in the supply chain and actions taken	Narrative: Social and Relationship Capital			84-86
Employment						
GRI 3: Material Topics 2021	3-3 Management of material topics	Narrative: Materiality Assessment	-			38
		BRSR: Section A				171
GRI 401: Employment 2016	401-1 New employee hires and employee turnover	Human Capital				65
		BRSR: Section A				168
	401-2 Benefits provided to full-time employees that are not provided to temporary or part-time employees	BRSR: Section C: Principle 3				178-179
	401-3 Parental leave	BRSR: Section C: Principle 3				178-180

GRI Content Index

GRI STANDARD/ OTHER SOURCE	DISCLOSURE	LOCATION	OMISSION			PAGE NO.
			REQUIREMENT(S) OMITTED	REASON	EXPLANATION	
Occupational health and safety						
GRI 3: Material Topics 2021	3-3 Management of material topics	Narrative: Materiality Assessment	-			36
		BRSR: Section A				170
GRI 403: Occupational Health and Safety 2018	403-1 Occupational health and safety management system	Narrative: Human Capital				72-74
		BRSR: Section C: Principle 3				182
	403-2 Hazard identification, risk assessment, and incident investigation	Narrative: Human Capital				75
		BRSR: Section C: Principle 3				182
	403-3 Occupational health services	Narrative: Human Capital				72-74
	403-4 Worker participation, consultation, and communication on occupational health and safety	Narrative: Human Capital				72-74
		BRSR: Section C: Principle 3				182
	403-5 Worker training on occupational health and safety	Narrative: Human Capital				72-74
	403-6 Promotion of worker health	Narrative: Human Capital				72-74
	403-7 Prevention and mitigation of occupational health and safety impacts directly linked by business relationships	Narrative: Human Capital				72-74
BRSR: Section C: Principle 3					182	
403-8 Workers covered by an occupational health and safety management system	Narrative: Human Capital				72-74	
403-9 Work-related injuries	BRSR: Section C: Principle 3				183	
403-10 Work-related ill health	BRSR: Section C: Principle 3				183	

GRI Content Index

GRI STANDARD/ OTHER SOURCE	DISCLOSURE	LOCATION	OMISSION			PAGE NO.
			REQUIREMENT(S) OMITTED	REASON	EXPLANATION	
Training and education						
GRI 3: Material Topics 2021	3-3 Management of material topics	Narrative: Materiality Assessment	-			38
		BRSR: Section A				171
GRI 404: Training and Education 2016	404-1 Average hours of training per year per employee	Narrative: Human Capital				69
		BRSR: Section C: Principle 1				68-71
	404-2 Programs for upgrading employee skills and transition assistance programs	Narrative: Human Capital				174
	404-3 Percentage of employees receiving regular performance and career development reviews	BRSR: Section C: Principle 3				181
Diversity and equal opportunity						
GRI 3: Material Topics 2021	3-3 Management of material topics	Narrative: Materiality Assessment	-			38
		BRSR: Section A				171
GRI 405: Diversity and Equal Opportunity 2016	405-1 Diversity of governance bodies and employees	Narrative: Human Capital				67-68
		BRSR: Section A				167-168
	405-2 Ratio of basic salary and remuneration of women to men	BRSR: Section C: Principle 5				188
Non-discrimination						
GRI 3: Material Topics 2021	3-3 Management of material topics	Narrative: Materiality Assessment	-			38
		BRSR: Section A				171
GRI 406: Non-discrimination 2016	406-1 Incidents of discrimination and corrective actions taken	Narrative: Human Capital				75-76
		BRSR: Section C: Principle 5				189
Freedom of association and collective bargaining						
GRI 3: Material Topics 2021	3-3 Management of material topics	Narrative: Materiality Assessment	-			38
		BRSR: Section A				171

GRI Content Index

GRI STANDARD/ OTHER SOURCE	DISCLOSURE	LOCATION	OMISSION			PAGE NO.
			REQUIREMENT(S) OMITTED	REASON	EXPLANATION	
GRI 407: Freedom of Association and Collective Bargaining 2016	407-1 Operations and suppliers in which the right to freedom of association and collective bargaining may be at risk	Narrative: Human Capital				75-76
		BRSR: Section C: Principle 3				181
Child labor						
GRI 3: Material Topics 2021	3-3 Management of material topics	Narrative: Materiality Assessment	-			38
		BRSR: Section A				171
GRI 408: Child Labor 2016	408-1 Operations and suppliers at significant risk for incidents of child labor	Narrative: Human Capital				75-76
		BRSR: Section C: Principle 5				189
Forced or compulsory labor						
GRI 3: Material Topics 2021	3-3 Management of material topics	Narrative: Materiality Assessment	-			38
		BRSR: Section A				171
GRI 409: Forced or Compulsory Labor 2016	409-1 Operations and suppliers at significant risk for incidents of forced or compulsory labor	Narrative: Human Capital				75-76
		BRSR: Section C: Principle 5				189
Supplier social assessment						
GRI 3: Material Topics 2021	3-3 Management of material topics	Narrative: Materiality Assessment	-			37
		BRSR: Section A				171
GRI 414: Supplier Social Assessment 2016	414-1 New suppliers that were screened using social criteria	Narrative: Social and Relationship Capital				84-86
		414-2 Negative social impacts in the supply chain and actions taken				84-86
Customer health and safety						
GRI 3: Material Topics 2021	3-3 Management of material topics	Narrative: Materiality Assessment	-			39
		BRSR: Section A				171

GRI Content Index

GRI STANDARD/ OTHER SOURCE	DISCLOSURE	LOCATION	OMISSION			PAGE NO.
			REQUIREMENT(S) OMITTED	REASON	EXPLANATION	
GRI 416: Customer Health and Safety 2016	416-1 Assessment of the health and safety impacts of product and service categories	Narrative: Intellectual Capital				57-60
		416-2 Incidents of non-compliance concerning the health and safety impacts of products and services				-
Marketing and labeling						
GRI 3: Material Topics 2021	3-3 Management of material topics	Narrative: Materiality Assessment	-			39
		BRSR: Section A				171
GRI 417: Marketing and Labeling 2016	417-1 Requirements for product and service information and labeling	Narrative: Social and Relationship Capital				84-85
		BRSR: Section C: Principle 9				203
		417-2 Incidents of non-compliance concerning product and service information and labeling				202-203
	417-3 Incidents of non-compliance concerning marketing communications	BRSR: Section C: Principle 9				202-203
Customer privacy						
GRI 3: Material Topics 2021	3-3 Management of material topics	Narrative: Materiality Assessment	-			37
		BRSR: Section A				170
GRI 418: Customer Privacy 2016	418-1 Substantiated complaints concerning breaches of customer privacy and losses of customer data	BRSR: Section C: Principle 9				202

Assurance Statement



Independent Limited Assurance Statement to Gujarat Fluorochemicals Limited on Sustainability Disclosure as per GRI made in Integrated Annual Report for FY 2023-24

To, Gujarat Fluorochemicals Limited,

Introduction

Intertek India Private Limited ("Intertek") was engaged by Gujarat Fluorochemicals Limited ("GFL") to provide an independent limited assurance on its Sustainability disclosure as per GRI made in Integrated Annual Report for FY 2023-24 ('the Report'). The Report is prepared by GFL based on Global Reporting Initiative (GRI) Standards 'in-accordance' option for sustainability reporting. The assurance was performed in accordance with the requirements of International Federation of Accountants' (IFAC) International Standard on Assurance Engagement (ISAE) 3000 (Revised), Assurance Engagements other than Audits or Reviews of Historical Financial Information.

Objective

The objectives of this limited assurance exercise were, by review of objective evidence, to confirm whether any evidence existed that the sustainability related disclosures, as declared in the Report, were not accurate, complete, consistent, transparent and free of material error or omission in accordance with the criteria outlined below.

Intended Users

This Assurance Statement is intended to be a part of the Integrated Annual Report for FY 2023-24.

Responsibilities

GFL is responsible for developing the Report and its presentation. GFL is also responsible for designing, implementation and maintenance of internal controls relevant to the preparation of the Report so that it is free from material misstatement, whether due to fraud or error.

Intertek's responsibility, as agreed with GFL, is to provide assurance and express an opinion on the data and assertions in the Report based on our verification following the assurance scope and criteria given below. Intertek does not accept or assume any responsibility for any other purpose or to any other person or organization. This document represents Intertek's independent and balanced opinion on the content and accuracy of the information and data held within.

Assurance Scope

The assurance has been provided for selected sustainability related disclosures presented by GFL in its Report. The assurance boundary included data and information for the operations of GFL India in accordance with GRI Standards 2022. Our scope of assurance included verification of data and information on selected disclosures reported as summarized in the table below:

General Disclosures

- Organization and its reporting practices 2021: 2-1,2-2,2-3,2-5
- Activities and Workers 2021: 2-7
- Strategy 2021: 2-22
- Governance 2021: 2-9
- Strategy, policies and practices 2021: 2-28
- Approach to stakeholder engagement 2021: 2-29

Topic Specific Disclosures

Environmental Disclosures

- Energy 2016: 302-1
- Water and Effluents 2018: 303-5
- Emissions 2016: 305-1, 305-2, 305-7
- Waste 2020: 306-3, 306-5

Social Disclosures

- Employment 2016: 401-1, 401-2
- Occupational Health and Safety 2018: 403-5, 403-9
- Diversity and Equal Opportunity 2016: 405-1

Material Topics

- Process to determine material topics 2021: 3-1
- List of material topics 2021:3-2



Assurance Statement

Assurance Criteria

Intertek conducted the assurance work in accordance with requirements of 'Limited Assurance' procedures as per the following standard:

- International Standard on Assurance Engagements (ISAE) 3000 (revised) for 'Assurance Engagements other than Audits or Reviews of Historical Financial Information'.

A limited assurance engagement comprises of limited depth of evidence gathering including inquiry and analytical procedures and limited sampling as per professional judgement of assurance provider. A materiality threshold level of 10% was applied. Assessment of compliance and materiality was undertaken against the stated calculation methodology and criteria.

Methodology

Intertek performed assurance work using risk-based approach to obtain the information, explanations and evidence that was considered necessary to provide a limited level of assurance. The assurance was conducted by desk review & stakeholder interviews with regard to the reporting and supporting records for the FY 2023-24. The assessment included the following:

- Assessment of the Report that it was prepared in accordance with the Sustainability Reporting Standards of the Global Reporting Initiative.
- Review of processes and systems used to gather and consolidate data.
- Examined and reviewed documents, data, and other information made available digitally.
- Conducted virtual interviews with key personnel responsible for data management.
- Assessment of appropriateness of various assumptions, estimations, and thresholds used by GFL for data analysis.
- Review of sustainability disclosures on sample basis for the duration from 1st April 2023 to 31st March 2024 was carried out remotely through virtual interactions and screen sharing tools.

Conclusions

Intertek reviewed selected sustainability disclosures provided by GFL in the Report for the reporting period from 1st April 2023 to 31st March 2024. Based on the data and information provided by GFL, Intertek concludes with limited assurance that there is no evidence that the sustainability data and information presented in the Report is not accurate, complete, consistent, transparent, materially correct, and thus is a fair representation of sustainability disclosures in line with the identified material topics and is in accordance with the sustainability reporting standards of the GRI Standards to the best of our knowledge.

Intertek's Competence and Independence

Intertek is a global provider of assurance services with a presence in more than 100 countries employing approximately 43,500 people. The Intertek assurance team included Competent Sustainability Assurance Professionals, who were not involved in the collection and collation of any data except for this Assurance Opinion. Intertek maintains complete impartiality towards any people interviewed.

For Intertek India Pvt. Ltd.



Toshi Satwaskar
Intertek India

29th July 2024



Shilpa Naryal
Head of Sustainability
Intertek South Asia & MENAP

06th August 2024

SANDEEP VIG Digitally signed
by SANDEEP VIG
Date: 2024.08.07
11:14:13 +05'30'

Sandeep Vig
Director-Business Assurance
Intertek India & MENAP
07th August 2024

No member of the verification team (stated above) has a business relationship with GFL stakeholders beyond that is required of this assignment. No form of bribe has been accepted before, throughout and after performing the verification. The verification team has not been intimidated to agree to do this work, change and/or alter the results of the verification. The verification team has not participated in any form of nepotism, self-dealing and/or tampering. If any concerns or conflicts were identified, appropriate mitigation measures were put in place, documented and presented with the final report. The process followed during the verification is based on the principles of impartiality, evidence, fair presentation and documentation. The documentation received and reviewed supports the conclusion reached and stated in this opinion.





An **INOXGFL** Group Company
BEYOND TRUTH

Gujarat Fluorochemicals Limited
Integrated Annual Report 2023-24
(CIN L24304GJ2018PLC105479)