



# Prakash Pipes Limited

ISO : 9001:2015  
ISO : 22000:2005  
BRC : GRADE 'A'

Srivan, Bijwasan, New Delhi - 110061

CIN : L25209PB2017PLC046660

Tel. : +91-11-41155348 / 41155349

E-mail : pplho@prakash.com, Website. : www.prakashplastics.in

PPL/SE/UFR/ Q2/2024-25

14<sup>th</sup> November, 2024

Listing Department  
BSE Ltd.  
Phiroze Jeejeebhoy Towers  
Dalal Street  
Mumbai – 400001

Listing Department  
National Stock Exchange of India Ltd  
Exchange Plaza, 5th Floor, Plot No. C/1  
G Block, Bandra - Kurla Complex,  
Bandra (E), Mumbai - 400051

Company Code : 542684

Company Symbol : PPL

Sub.: **Outcome of Board Meeting**

Dear Sir / Madam,

We would like to inform you that the Board of Directors of the Company in its meeting held on 14<sup>th</sup> November, 2024 has approved the following:

1. **Financial Results :**

- (i) Unaudited Financial Results for the Quarter and Half Year ended 30<sup>th</sup> September, 2024 (**enclosed**)
- (ii) Statement of Assets and Liabilities and Cash Flow as at 30<sup>th</sup> September, 2024 (**enclosed**)
- (iii) Limited Review Report on the Unaudited Financial Results for the Quarter and Half Year ended 30<sup>th</sup> September, 2024 (**enclosed**)

2. Press release on the financial results for the Quarter and Half Year ended 30<sup>th</sup> September, 2024 and key business highlights (**enclosed**);

The Board Meeting commenced at 2.20 P.M. and concluded at 3.10 P.M.

This information is pursuant to Regulation 33, 52 & 30 of the SEBI (LODR), Regulations, 2015.

This is for your information and record.

Thanking you,

Yours faithfully,  
For **Prakash Pipes Limited**

**Jagdish Chandra**  
Company Secretary

Encls : as above



Regd. Office : Darjiyan Wali Gali, Rayya, Teh-Baba Bakala, Amritsar-143112 (Pb.)



# Prakash Pipes Limited

Regd. Office : Darjiyan Wali Gali, Rayya, Amritsar -143112

Corporate Office : SRIVAN, Bijwasan, New Delhi - 110061

(CIN:L25209PB2017PLC046660)


Website:www.prakashplastics.in

## Statement of Unaudited Financial Results for the quarter/half year ended 30th September, 2024

(₹ in lakhs)

S.No.	Particulars	Quarter Ended			Half Year Ended		Year Ended
		30.09.24	30.06.24	30.09.23	30.09.24	30.09.23	31.03.24
		Unaudited	Unaudited	Unaudited	Unaudited	Unaudited	Audited
1	<b>Revenue from operations</b>						
	Sales/Income from operations	20,021	20,482	17,086	40,503	34,642	66,935
	<b>Total Revenue from operations</b>	<b>20,021</b>	<b>20,482</b>	<b>17,086</b>	<b>40,503</b>	<b>34,642</b>	<b>66,935</b>
2	Other Income	545	504	544	1,049	662	1,574
3	<b>Total Income (1+2)</b>	<b>20,566</b>	<b>20,986</b>	<b>17,630</b>	<b>41,552</b>	<b>35,304</b>	<b>68,509</b>
4	<b>Expenses</b>						
	a)Cost of material consumed	14,017	14,626	12,274	28,643	24,704	46,251
	b)Changes in inventories of finished goods and work-in-progress	154	(282)	(142)	(128)	39	(91)
	c)Employee benefit expense	976	958	885	1,934	1,714	3,462
	d)Finance costs	205	171	32	376	68	375
	e)Depreciation and amortisation expense	269	244	242	513	477	975
	f)Other expenses	1,726	1,891	1,657	3,617	3,454	6,577
	<b>Total Expenses</b>	<b>17,347</b>	<b>17,608</b>	<b>14,948</b>	<b>34,955</b>	<b>30,456</b>	<b>57,549</b>
5	<b>Profit before Exceptional Items and Tax(3-4)</b>	<b>3,219</b>	<b>3,378</b>	<b>2,682</b>	<b>6,597</b>	<b>4,848</b>	<b>10,960</b>
6	Exceptional Items	-	-	-	-	-	-
7	<b>Profit before Tax(5+6)</b>	<b>3,219</b>	<b>3,378</b>	<b>2,682</b>	<b>6,597</b>	<b>4,848</b>	<b>10,960</b>
8	Tax expenses						
	-Current Tax	755	821	556	1576	1111	2,673
	-Deferred Tax	34	17	(141)	51	(377)	(677)
	Total Tax Expense	789	838	415	1627	734	1996
9	<b>Net Profit (7-8)</b>	<b>2,430</b>	<b>2,540</b>	<b>2,267</b>	<b>4,970</b>	<b>4,114</b>	<b>8,964</b>
10	<b>Other Comprehensive Income</b>						
	a)Items that will not be reclassified to Profit or loss						
	-Remeasurement of defined benefit plans	(8)	(8)	(4)	(16)	(7)	(29)
	-Income tax relating to items that will not be reclassified to Profit or Loss	2	2	1	4	2	8
		(6)	(6)	(3)	(12)	(5)	(21)
11	<b>Total Comprehensive Income for the period(9+10)</b>	<b>2,424</b>	<b>2,534</b>	<b>2,264</b>	<b>4,958</b>	<b>4,109</b>	<b>8,943</b>
12	Paid up Equity Share Capital (Face Value ₹10 per Share)	2,392	2,392	2,392	2,392	2,392	2,392
13	Other Equity	-	-	-	-	-	34,125
14	<b>Earning Per Share ( Face Value of ₹ 10 each)</b>						
	(a)Basic ₹	10.16	10.62	9.48	20.78	17.20	37.48
	(b)Diluted ₹	10.16	10.62	9.48	20.78	17.20	37.48

(figures for the quarter/half year ended not annualised)





# Prakash Pipes Limited

Regd. Office : Darjiyan Wali Gali, Rayya, Amritsar -143112

Corporate Office : SRIVAN, Bijwasan, New Delhi - 110061

(CIN:L25209PB2017PLC046660)

Website: www.prakashplastics.in

## Unaudited Segment Information for the quarter/half year ended 30th September, 2024

(₹ in lakhs)

S.No.	Particulars	Quarter Ended			Half Year Ended		Year Ended
		30.09.24	30.06.24	30.09.23	30.09.24	30.09.23	31.03.24
		Unaudited	Unaudited	Unaudited	Unaudited	Unaudited	Audited
1	<b>Segment Revenue</b>						
	a) PVC Pipe and Fittings	9,032	12,493	10,176	21,525	21,638	40,992
	b) Flexible Packaging	10,989	7,989	6,910	18,978	13,004	25,943
	<b>Total Revenue from operations</b>	<b>20,021</b>	<b>20,482</b>	<b>17,086</b>	<b>40,503</b>	<b>34,642</b>	<b>66,935</b>
2	<b>Segment Results</b>						
	Profit before tax and interest from each segment						
	a) PVC Pipe and Fittings	2,015	2,467	2,511	4,482	4,531	9,779
	b) Flexible Packaging	1,441	1,113	230	2,554	439	1,670
	c) Unallocated	(32)	(31)	(27)	(63)	(54)	(114)
	<b>Total</b>	<b>3,424</b>	<b>3,549</b>	<b>2,714</b>	<b>6,973</b>	<b>4,916</b>	<b>11,335</b>
	Less: Financial Costs	205	171	32	376	68	375
	Exceptional Items	-	-	-	-	-	-
	<b>Total Profit before tax</b>	<b>3,219</b>	<b>3,378</b>	<b>2,682</b>	<b>6,597</b>	<b>4,848</b>	<b>10,960</b>
3	<b>Segment Assets</b>						
	a) PVC Pipe and Fittings	34,580	33,702	22,230	34,580	22,230	33,772
	b) Flexible Packaging	24,086	18,914	13,883	24,086	13,883	15,098
	c) Unallocated	337	369	4,285	337	4,285	383
	<b>Total</b>	<b>59,003</b>	<b>52,985</b>	<b>40,398</b>	<b>59,003</b>	<b>40,398</b>	<b>49,253</b>
	<b>Segment Liabilities</b>						
	a) PVC Pipe and Fittings	7,389	4,966	4,343	7,389	4,343	5,952
	b) Flexible Packaging	4,891	4,569	1,562	4,891	1,562	3,298
	c) Unallocated	5,678	4,398	2,810	5,678	2,810	3,486
	<b>Total</b>	<b>17,958</b>	<b>13,933</b>	<b>8,715</b>	<b>17,958</b>	<b>8,715</b>	<b>12,736</b>







# Prakash Pipes Limited

Regd. Office : Darjiyan Wali Gali, Rayya, Amritsar - 143112

Corporate Office : SRIVAN, Bijwasan, New Delhi - 110061

(CIN:L25209PB2017PLC046660)

Website: www.prakashplastics.in

## Statement of Assets and Liabilities

(₹ in lakhs)

PARTICULARS	As at Sept 30, 2024 Unaudited	As at March 31, 2024 Audited
<b>ASSETS</b>		
<b>Non Current Assets</b>		
(a)Property, Plant and Equipment	9,035	7,059
(b)Capital Work-in-progress	159	919
(c)Financial Assets		
(i)Other Financial Assets	332	308
(d)Other Non Current Assets	247	346
(e)Deferred Tax Assets(Net)	336	383
<b>Total Non-current Assets</b>	<b>10,109</b>	<b>9,015</b>
<b>Current Assets</b>		
(a)Inventories	6,289	5,526
(b)Financial Assets		
(i)Investments	5,770	4,151
(ii)Trade Receivable	9,599	7,505
(iii)Cash and Cash Equivalents	22,096	18,991
(iv)Bank Balance	2,558	2,653
(v)Other Financial Assets	3	7
(c)Other Current Assets	2,579	1,405
<b>Total Current Assets</b>	<b>48,894</b>	<b>40,238</b>
<b>TOTAL ASSETS</b>	<b>59,003</b>	<b>49,253</b>
<b>EQUITY AND LIABILITIES</b>		
<b>Equity</b>		
(a)Equity Share Capital	2,392	2,392
(b)Other Equity	38,653	34,125
<b>Total Equity</b>	<b>41,045</b>	<b>36,517</b>
<b>LIABILITIES</b>		
<b>Non Current Liabilities</b>		
(a)Financial Liabilities		
(i)Borrowings	982	812
(ii)Other Financial Liabilities	1	3
(b)Provisions	493	447
<b>Total Non Current-Liabilities</b>	<b>1,476</b>	<b>1,262</b>
<b>Current Liabilities</b>		
(a)Financial Liabilities		
(i)Borrowings	4,819	3,206
(ii)Trade Payables		
(a) total outstanding dues of micro and small enterprises	212	501
(b) total outstanding dues other than (ii) (a) above	4,570	3,795
(iii)Other Financial Liabilities	1,724	685
(b)Other current Liabilities	402	248
(c)Provisions	316	288
(d)Current tax Liabilities(Net)	4,439	2,751
<b>Total Current Liabilities</b>	<b>16,482</b>	<b>11,474</b>
<b>TOTAL EQUITY AND LIABILITIES</b>	<b>59,003</b>	<b>49,253</b>





# Prakash Pipes Limited

Regd. Office : Darjiyan Wali Gali, Rayya, Amritsar -143112

Corporate Office : SRIVAN, Bijwasan, New Delhi - 110061


(CIN:L25209PB2017PLC046660)

Website: www.prakashplastics.in

## Statement of Cash Flow for the half year ended 30th September, 2024

(₹ in lakhs)

PARTICULARS	For the half year ended 30th Sept, 2024 Unaudited		For the half year ended 30th Sept, 2023 Unaudited	
	<b>A. Cash Flow From Operating Activities :</b>			
Profit before tax		6,597		4,848
Adjustments for				
Provision for employee benefit	63		53	
Loss/(Profit) on sale of fixed assets	31		-	
(Profit) Loss on sale of Investment	(676)		(532)	
Allowance for doubtful debts and advances	-		-	
Depreciation expenses	513		477	
Interest & Other Income	(90)		(82)	
Financial Costs	376	217	68	(16)
Operating Profit before working Capital changes		6,814		4,832
Adjustments for				
Trade receivables	(2,094)		(437)	
Other financial assets	71		781	
Other current assets	(1,174)		(152)	
Inventories	(763)		(734)	
Trade payable and other financial liabilities	758		(203)	
Increase in Other current liabilities	115	(3,087)	(146)	(891)
<b>Cash from operating activities</b>		<b>3,727</b>		<b>3,941</b>
Direct Taxes Paid (Net of refund)		(50)		(996)
<b>Net Cash from operating activities</b>		<b>3,677</b>		<b>2,945</b>
<b>B. Cash Flow From Investing Activities:</b>				
Sale Proceeds of fixed assets		22		-
Investment (Net of Relisation)		(943)		(2,854)
Payment for Property, Plant and Equipment		(1,314)		(579)
Interest received		94		83
<b>Net cash used in investing activities</b>		<b>(2,141)</b>		<b>(3,350)</b>
<b>C. Cash Flow From Financing Activities :</b>				
Proceeds from borrowings (Net of Repayment)		1,783		1,848
Interest paid		(214)		(31)
<b>Net Cash from financing activities</b>		<b>1,569</b>		<b>1,817</b>
<b>Net Changes in Cash &amp; Cash equivalents (A+B+C)</b>		<b>3,105</b>		<b>1,412</b>
<b>Opening balance of Cash &amp; Cash equivalents</b>		<b>18,991</b>		<b>9,069</b>
<b>Closing balance of Cash &amp; Cash equivalents</b>		<b>22,096</b>		<b>10,481</b>



Notes:

1. The above Unaudited Financial Results for the quarter and half ended 30<sup>th</sup> September 2024 have been reviewed by the Audit Committee and approved by the Company's Board of Directors at their respective meetings held on 14<sup>th</sup> November 2024. The Statutory Auditors have reviewed these financial results pursuant to Regulation 33 of SEBI (Listing Obligations and Disclosure Requirements) Regulations, 2015, as amended.
2. This statement has been prepared in accordance with the Companies (Indian Accounting Standards) Rules, 2015 (Ind AS) prescribed under Section 133 of the Companies Act, 2013 and other recognised accounting practices and policies to the extent applicable.
3. The figures for the quarter ended 30<sup>th</sup> September, 2024 are the balancing figures between figures in respect of the unaudited year to date published figures up to the second quarter ended 30<sup>th</sup> September, 2024 and quarter ended 30<sup>th</sup> June, 2024.
4. Previous period's figures have been regrouped / reclassified, wherever considered necessary to make them comparable.

Place: New Delhi  
Date: 14<sup>th</sup> November 2024



By order of the Board

  
**Kanha Agarwal**  
Managing Director





# CHATURVEDI & CO. LLP

## Chartered Accountants

406, Kusal Bazar, 32-33 Nehru Place, New Delhi-110019

Tel : 011-41048438 e-mail: delhi@chaturvedico.com web : www.chaturvedica.in

### Independent Auditor's Review Report on the Quarterly and Year to Date Unaudited Financial Results of the Company Pursuant to the Regulation 33 of the SEBI (Listing Obligations and Disclosure Requirements) Regulations, 2015, as amended

Review Report to

#### The Board of Directors PRAKASH PIPES LIMITED

1. We have reviewed the accompanying statement of unaudited financial results of Prakash Pipes Limited ('the Company') for the quarter and half year ended September 30, 2024 ("the Statement"), attached herewith, being submitted by the Company pursuant to the requirement of Regulation 33 of the SEBI (Listing Obligation and Disclosure Requirements) Regulations, 2015, as amended (the "Listing Regulation").
2. This Statement, which is the responsibility of the Company's Management and approved by the Board of Directors, has been prepared in accordance with the recognition and measurement principles laid down in Indian Accounting Standard 34 "Interim Financial Reporting" ("Ind AS 34"), prescribed under Section 133 of the Companies Act, 2013 as amended, read with relevant rules issued thereunder and other accounting principles generally accepted in India. Our responsibility is to express a conclusion on the Statement based on our review.
3. We conducted our review of the Statement in accordance with the Standard on Review Engagements (SRE) 2410 "Review of Interim Financial information Performed by the Independent Auditor of the Entity, issued by the Institute of Chartered Accountants of India (ICAI). This standard requires that we plan and perform the review to obtain moderate assurance as to whether the financial statements are free of material misstatement. A review of interim financial information consists of making inquiries, primarily of persons responsible for financial and accounting matters, and applying analytical and other review procedures. A review is substantially less in scope than an audit conducted in accordance with Standards on Auditing and consequently does not enable us to obtain assurance that we would become aware of all significant matters that might be identified in an audit. Accordingly, we do not express an audit opinion.
4. Based on our review conducted as above, nothing has come to our attention that causes us to believe that the accompanying Statement prepared in accordance with the recognition and measurement principles laid down in the aforesaid Indian Accounting Standards (Ind AS) specified under Section 133 of the Companies Act, 2013 as amended, read with relevant rules issued thereunder and other accounting principles generally accepted in India has not disclosed the information required to be disclosed in terms of the Listing Regulations 33 of the SEBI (Listing Obligations and Disclosure Requirements) Regulations, 2015 including the manner in which it is to be disclosed, or that it contains any material misstatement.

For CHATURVEDI & CO. LLP

Chartered Accountant

Firm Registration No. 302137E/E300286

RAJESH KUMAR AGARWAL

Partner

ICAI Membership No. 058769

UDIN- 24058769 BKHG EY4697


New Delhi

November 14, 2024

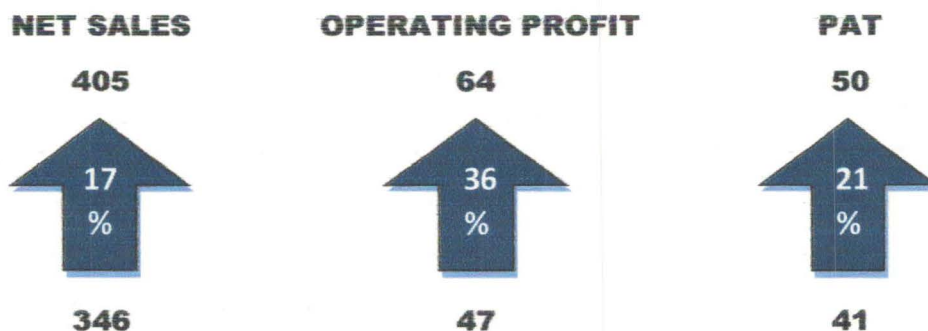


**\*Bentinck St. Kolkata \*Park St. Kolkata \*Mumbai \*Chennai**

CHATURVEDI & CO. has been converted into a Limited Liability Partnership - CHATURVEDI & CO.LLP  
with LLPIN ACG-8720 & ICAI Registration No. 302137E/E300286 from April 28, 2024

**PRAKASH PIPES LIMITED****FINANCIAL RESULTS FOR THE QUARTER AND HALF YEAR ENDED  
30<sup>TH</sup> SEPTEMBER, 2024****Q2FY2025 vs Q2FY2024 (₹ in Crores)**

During the quarter, the Company has achieved Net Sales of ₹ 200 Crores and Operating Profit of ₹ 31 Crores, reflecting growth of 17% and 31% respectively over the corresponding quarter of the last financial year. Profit after Tax for the quarter also increased to ₹ 24 Crores, registering growth of 7% over the corresponding quarter of the last financial year.

**H1FY2025 vs H1FY2024 (₹ in Crores)**

During the half year ended 30<sup>th</sup> September 2024, the Company has achieved Net Sales of ₹ 405 Crores and Operating Profit of ₹ 64 Crores, reflecting growth of 17% and 36% respectively over the corresponding period of the last financial year. Profit after Tax for the period also increased to ₹ 50 Crores, registering growth of 21% over the corresponding period of the last financial year resulting in an Earning Per Share (EPS) of ₹ 20.78 in H1FY2025.





### **PVC Pipes & Fittings Division**

The division expects the demand to further pick up from the current quarter onwards with the easing of the volatility in resin prices and withdrawal of the monsoons. Further, the increased government infra spending in the second half of this financial year shall also boost the demand.

### **Flexible Packaging Division**

During the quarter, the division has successfully commissioned Nordmeccanica Supercombi 5000 laminator to meet with the growing demand for value added solutions such as HSL coating, water based adhesive lamination, in-register cold seal adhesive and foil-to-foil based lamination.

The division continues to utilize its capacities optimally and work on value added products. Export opportunities remain the focus area and the division has been able to penetrate new territories.

*Disclaimer: This release contains forward-looking statements based on the currently held beliefs and assumptions of the management of Prakash Pipes Limited (PPL), which are expressed in good faith and, in their opinion, reasonable. Forward looking statements involve known and unknown risks, uncertainties and other factors, which may cause the actual results, financial condition, performance, or industry results, to differ materially from the results or performance implied by such forward-looking statements. Given these risks, uncertainties and other factors, recipients of this document are cautioned not to place undue reliance on these forward-looking statements.*

