

salzer



SALZER ELECTRONICS LIMITED

Results Update Presentation

Q2 & H1FY25



Disclaimer



This presentation has been prepared by Salzer Electronics Limited (the “Company”) solely for information purposes and does not constitute any offer, recommendation or invitation to purchase or subscribe for any securities, and shall not form the basis or be relied on in connection with any contract or binding commitment what so ever. No offering of securities of the Company will be made except by means of a statutory offering document containing detailed information about the Company.

This Presentation has been prepared by the Company based on information and data which the Company considers reliable, but the Company makes no representation or warranty, express or implied, whatsoever, and no reliance shall be placed on, the truth, accuracy, completeness, fairness and reasonableness of the contents of this Presentation. This Presentation may not be all inclusive and may not contain all of the information that you may consider material. Any liability in respect of the contents of, or any omission from, this Presentation is expressly excluded.

Certain matters discussed in this Presentation may contain statements regarding the Company’s market opportunity and business prospects that are individually and collectively forward-looking statements. Such forward-looking statements are not guarantees of future performance and are subject to known and unknown risks, uncertainties and assumptions that are difficult to predict. These risks and uncertainties include, but are not limited to, the performance of the Indian economy and of the economies of various international markets, the performance of the industry in India and world-wide, competition, the company’s ability to successfully implement its strategy, the Company’s future levels of growth and expansion, technological implementation, changes and advancements, changes in revenue, income or cash flows, the Company’s market preferences and its exposure to market risks, as well as other risks. The Company’s actual results, levels of activity, performance or achievements could differ materially and adversely from results expressed in or implied by this Presentation. The Company assumes no obligation to update any forward-looking information contained in this Presentation. Any forward-looking statements and projections made by third parties included in this Presentation are not adopted by the Company and the Company is not responsible for such third party statements and projections.

TABLE OF CONTENTS

salzer®



FINANCIAL HIGHLIGHTS



COMPANY OVERVIEW



BUSINESS OVERVIEW



WAY AHEAD



FINANCIAL HIGHLIGHTS



Joint Managing Director's Message

salzer®



“ During the Second quarter of the financial year, we registered a strong consolidated revenue of Rs. 344.23 crores with EBITDA (excluding other income) and PAT of Rs. 35.31 crore and Rs. 27.28 crore, respectively. This growth was mainly driven by the higher margin switchgear business that led to margin improvement. This growth also is significant, as we are seeing a slight slowdown in the growth in India amidst global uncertainty.

We have seen positive trend in decreasing raw material cost, expect this to continue which helped to improve our EBITDA Margins. We are focusing on maintaining a balanced business mix between industrial switchgear and wires & cables products to manage our overall margins.

I am pleased to announce that we have received our first order for smart meters. This achievement is a testament to our team's dedication to advancing smart metering technology. Our solution has garnered significant interest, with evaluations currently underway by at least six additional AMISPs across India. We are in advanced discussions with these partners and are optimistic about securing further orders. This momentum reinforces our commitment to supporting India's digital transformation in energy management through cutting-edge smart meter technology.”

Commenting on the Company's performance,

Mr. Rajesh Doraiswamy

Joint Managing Director, Salzer Electronics
Ltd said:

We strive to maintain this growth trajectory to set our eyes on new summits of achievement. At Salzer, innovation is in our manifesto, and our strong product offerings and brand position in the market has placed us in a position to achieve new benchmarks for the future. Based on the domestic and export outlook, we are optimistic on our overall business performance.

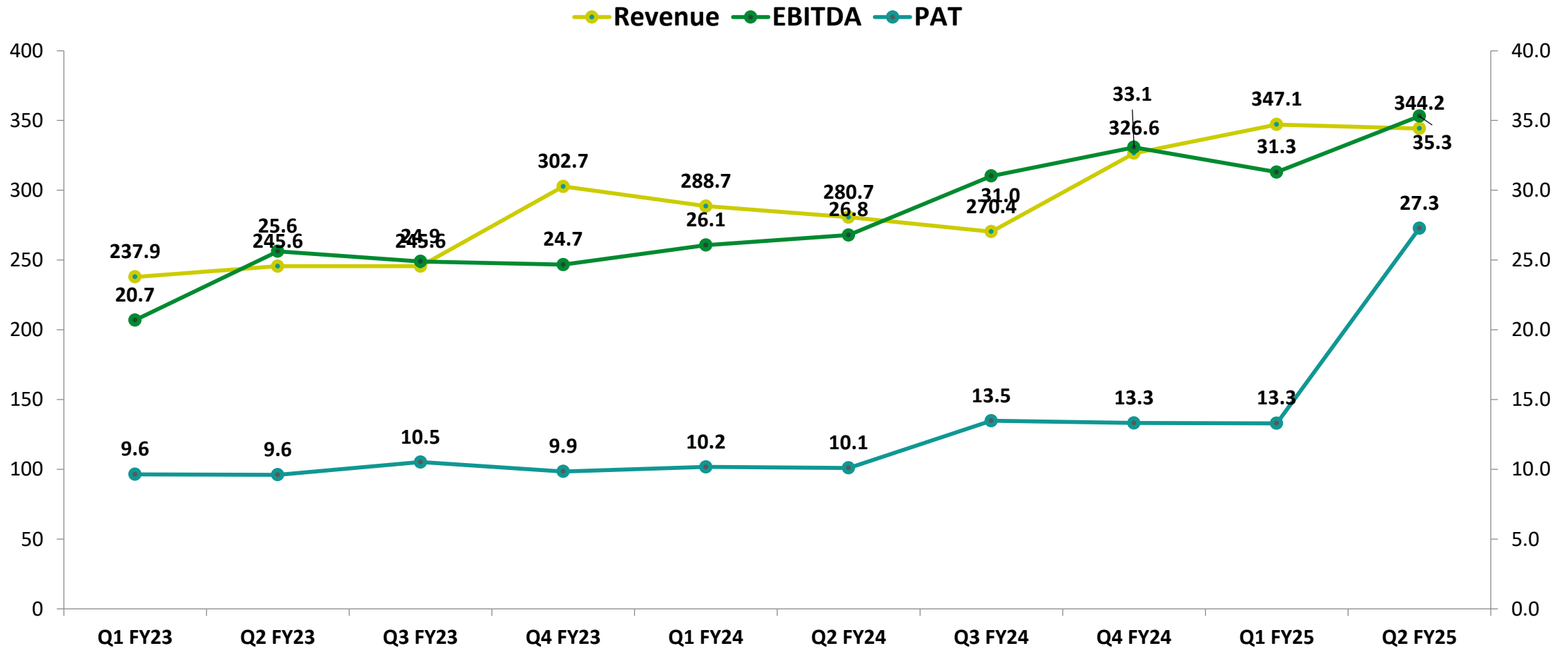
I thank the entire team at Salzer Electronics for their untiring efforts and all our stakeholders for their continued support and faith in our Company. ”



Key Consolidated Financial Highlights – Quarterly



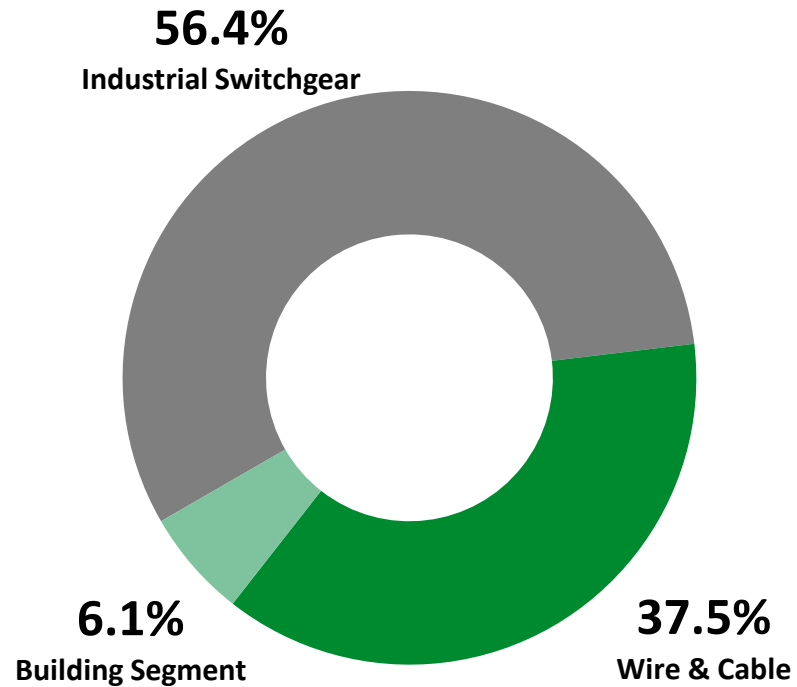
Revenue, EBITDA (excluding other income), PAT (Rs. Crore)



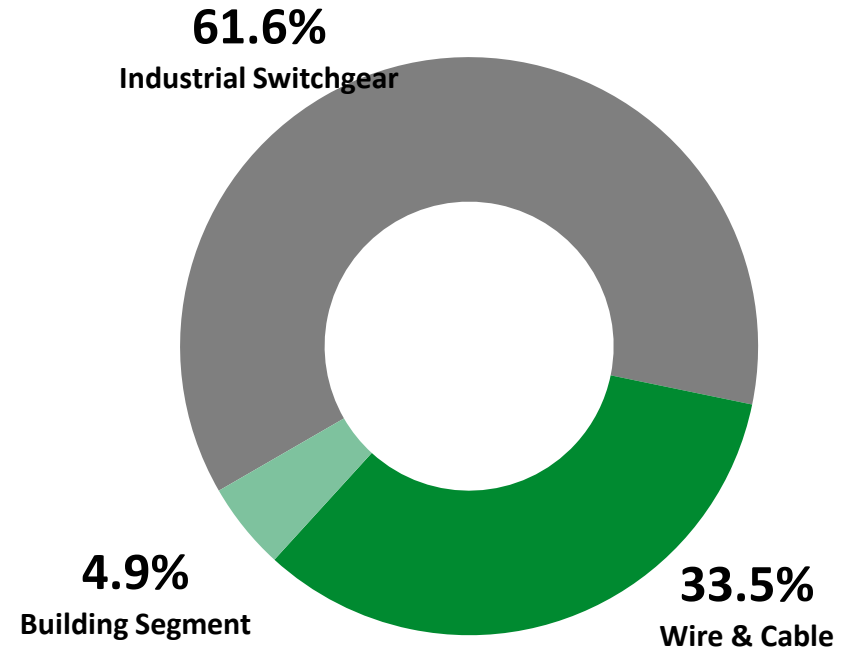


Q2 FY25 Revenue Breakup – Business Verticals

Q2 FY24



Q2 FY25

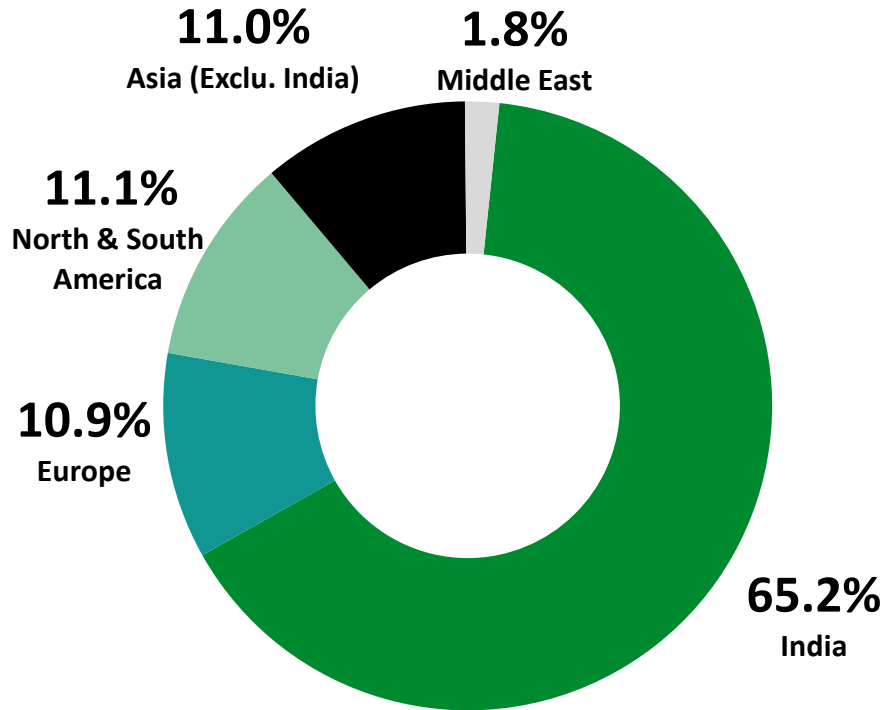


- *Industrial Switchgear – 61.6% of net revenues*
- *Wires & Cables – 33.5 % of net revenues*
- *Building Electrical Products – 4.9% of net revenues*

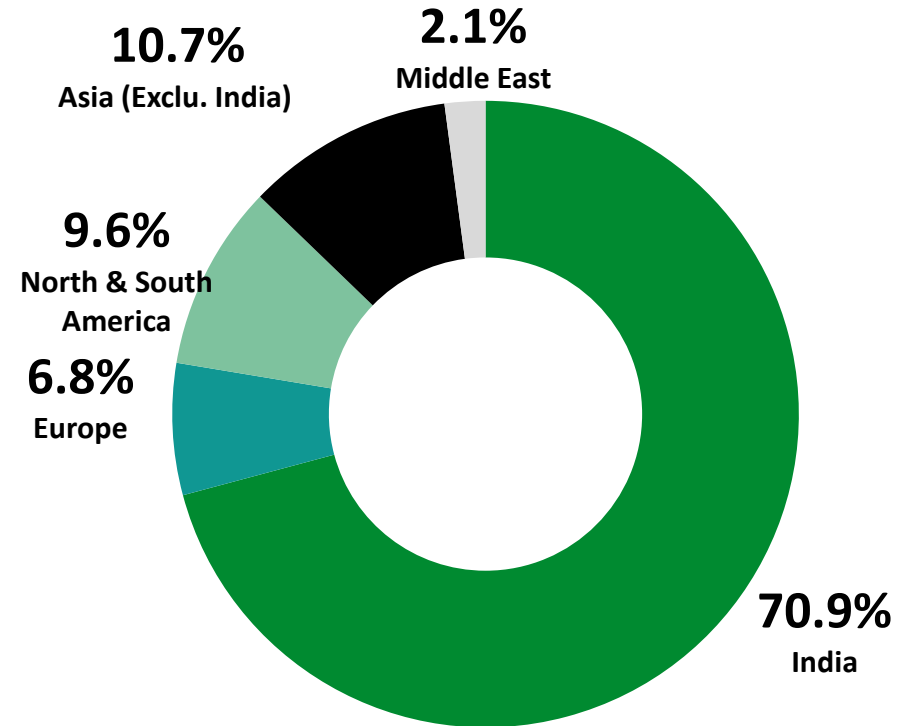


Q2 FY25 Revenue Breakup – Geographical

Q2 FY24



Q2 FY25



▪ **Contribution from Exports at 29.15%**



Q2 FY25 Consolidated Financial Highlights



Rs. in Crore	Q2 FY25	Q2 FY24	Y-o-Y %	Q1 FY25
Net Revenue	344.23	280.72	22.62%	356.90
Raw Materials	252.77	214.17		277.96
Employee Cost	14.35	11.22		12.74
Other Expenses	41.81	28.54		32.76
Total Expenditure	308.93	253.93		323.45
EBITDA (Excluding other Income)	35.31	26.79	31.79%	33.45
EBIDTA Margin (%)	10.26%	9.54%	72 bps	9.37%
Other Income	15.63	0.29		1.27
Depreciation	5.66	5.16		5.61
Interest / Finance Cost	10.16	8.32		9.73
Exceptional Item (Gain) / Loss	0.00	0.00		0.00
Profit Before Tax	35.11	13.60		19.38
Tax	7.83	3.50		4.63
Profit After Tax	27.28	10.10	170.10%	14.75
Profit After Tax Margin (%)	7.92%	3.60%	432 bps	4.13%
Basic EPS (Rs.)	15.43	5.99	157.60%	7.57



H1 FY25 Consolidated Financial Highlights



Rs. in Crore	H1 FY25	H1 FY24	Y-o-Y %
Net Revenue	701.14	569.40	23.14%
Raw Material Expenses	530.72	439.65	
Employee Expenses	27.09	21.63	
Other Expenses	74.57	55.24	
Total Expenditure	632.38	516.52	
EBITDA (Excluding other Income)	68.76	52.87	30.05%
EBITDA Margin (%)	9.81%	9.29%	52 bps
Other Income	16.90	1.02	
Depreciation	11.27	9.82	
Interest / Finance Cost	19.90	16.32	
Exceptional Item (Gain) / Loss	0.00	0.00	
PBT	54.49	27.76	96.29%
Tax	12.46	7.50	
PAT	42.03	20.27	107.39%
PAT Margin (%)	5.99%	3.56%	243 bps
Basic EPS (Rs.)	23.90	12.05	98.34%

- *Increase in Revenue – driven by business of Industrial switchgear and wire & cable businesses*
- *Contribution from exports was 27.72% in H1FY25*



FY24 Consolidated Financial Highlights



Rs. in Crore	FY24	FY23	Y-o-Y %
Net Revenue	1,166.31	1,037.17	12.45%
Raw Material Expenses	881.00	807.16	9.15%
Employee Expenses	46.64	39.37	
Other Expenses	121.70	94.75	
Total Expenditure	1,049.33	941.27	
EBITDA (Excluding other Income)	116.98	95.90	21.98%
EBITDA Margin (%)	10.03%	9.25%	78 bps
Other Income	1.95	1.70	
Depreciation	20.11	16.60	
Interest / Finance Cost	34.09	26.12	
Exceptional Item (Gain) / Loss	0.00	0.02	
PBT	64.73	54.90	
Tax	17.66	15.28	
PAT	47.07	39.62	18.80%
PAT Margin (%)	4.04%	3.82%	22 bps
Basic EPS (Rs.)	27.38	24.21	13.09%

- *Increase in Revenue – driven by business of Industrial switchgear and wire & cable businesses*
- *Contribution from exports was 26.93% in FY24*



Consolidated Balance Sheet As on 30th September 2024 **salzer**[®]

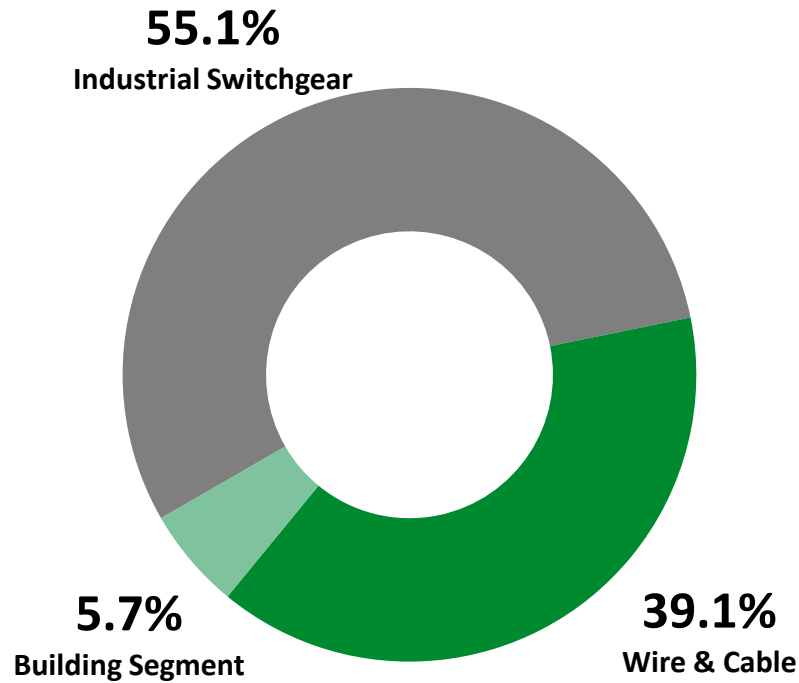
Rs. Crore	As on 31 st Mar' 24	As on 30 th Sept' 24
Shareholder's Funds	480.41	525.56
Share capital	17.38	17.68
Other Equity	456.08	500.42
Non Controlling Interest	6.94	7.46
Non-current liabilities	42.49	48.22
Financial Liabilities		
Borrowing	12.99	17.55
Lease Liabilities	3.63	3.66
Provisions	1.01	0.69
Deferred Tax Liabilities (Net)	24.60	26.06
Other Non-Current Liabilities	0.26	0.26
Current liabilities	470.30	535.52
Financial Liabilities		
Borrowing	294.88	329.54
Trade Payable	103.72	122.72
Others	1.80	1.20
Other Current Liabilities	64.66	75.48
Provisions	2.78	2.68
Current tax liability (Net)	2.45	3.90
Total Equities & Liabilities	993.20	1,109.30

Rs. Crore	As on 31 st Mar' 24	As on 30 th Sept' 24
Non-current assets	289.65	305.40
Property, Plant & Equipment	253.29	265.83
Right of use assets	4.98	5.00
Capital WIP	2.40	3.37
Investments Property	0.01	0.01
Goodwill	7.73	0.00
Intangible Assets	3.04	11.64
FA - Investments	0.12	1.30
FA - Trade Receivables	9.66	6.56
FA - Others	2.84	3.31
Other Non Current Assets	5.58	8.38
Current assets	703.54	803.90
Inventories	293.49	339.16
Financial Assets		
Investments	6.96	9.25
Trade receivables	333.51	380.86
Cash & Cash equivalent	3.25	1.33
Bank Balance other than above	8.82	10.93
Loans	7.71	8.45
Other	3.03	2.94
Other Current Assets	46.78	50.97
Total Assets	993.20	1,109.30

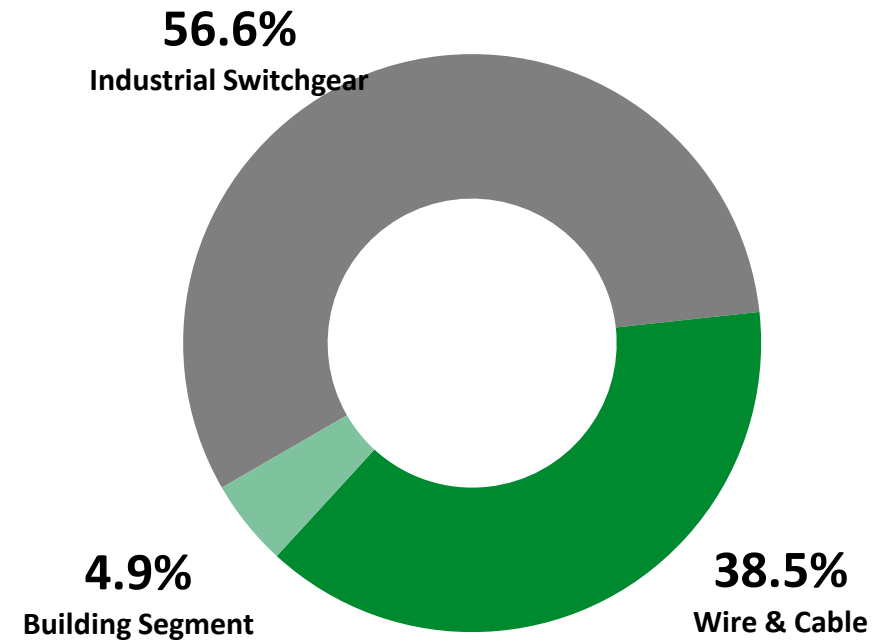


H1 FY25 Revenue Breakup – Business Verticals

H1 FY24



H1 FY25

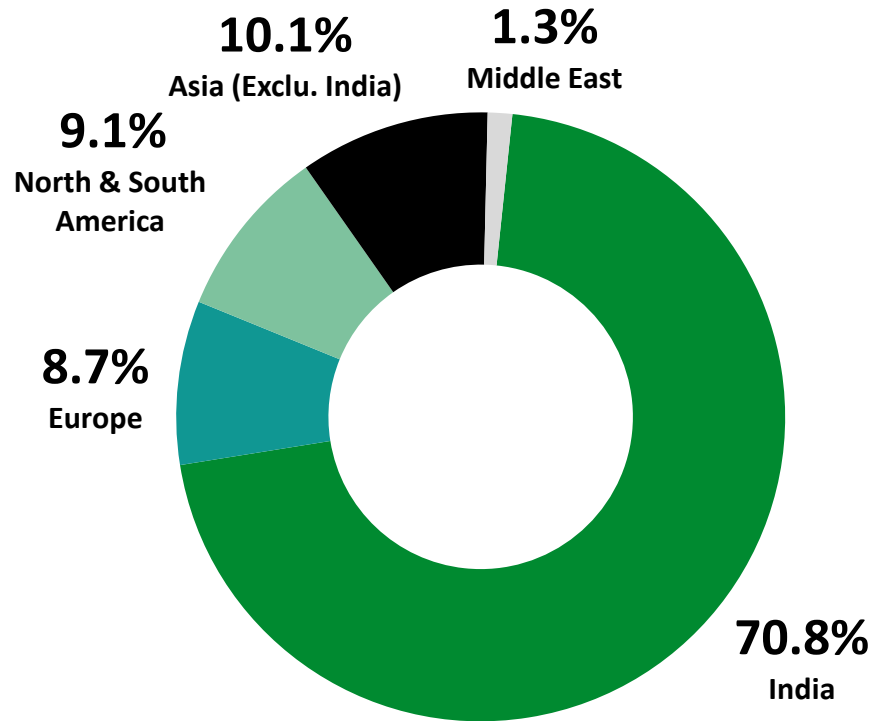


- *Industrial Switchgear – 56.6% of net revenues*
- *Wires & Cables – 38.5% of net revenues*
- *Building Electrical Products – 4.9% of net revenues*

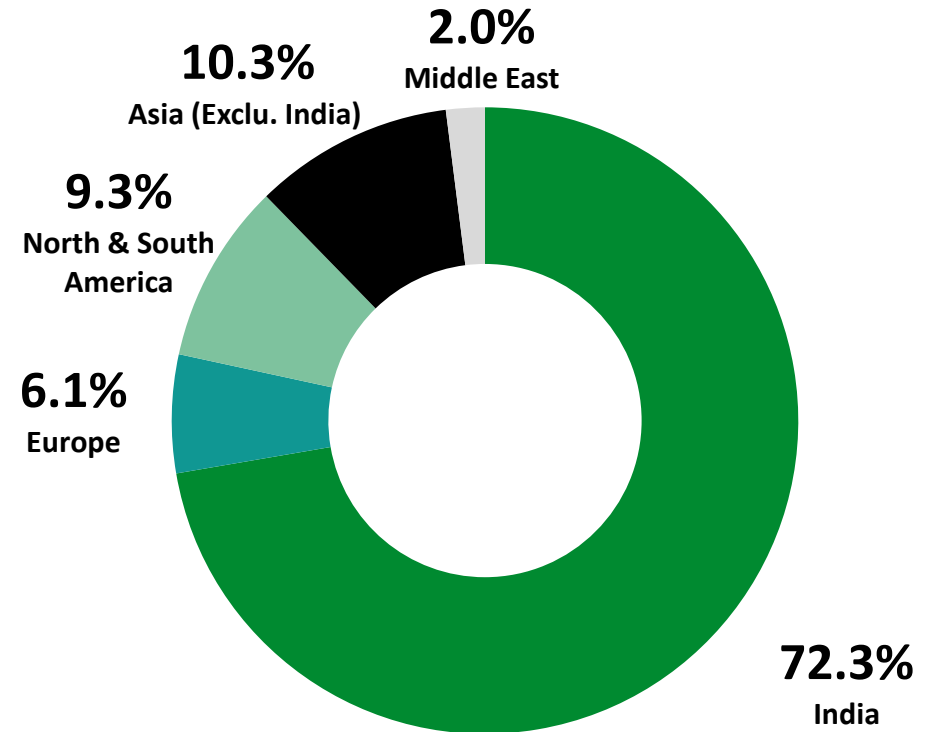


H1 FY25 Revenue Breakup – Geographical

H1 FY24



H1 FY25



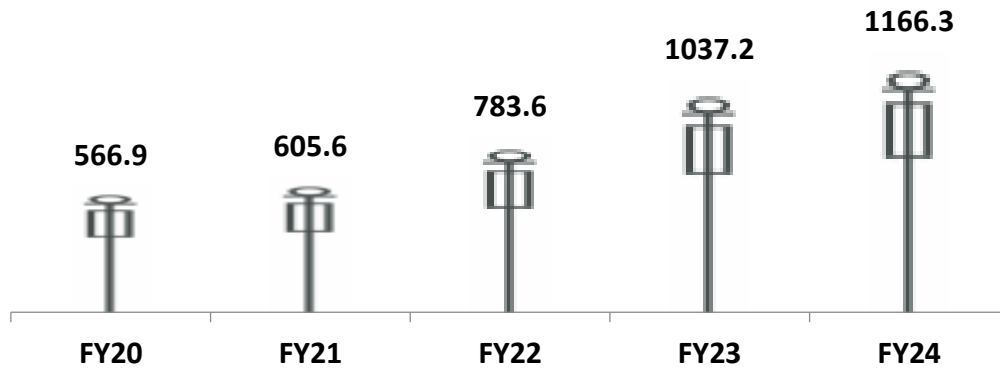
▪ **Contribution from exports was 27.72% in H1 FY25**



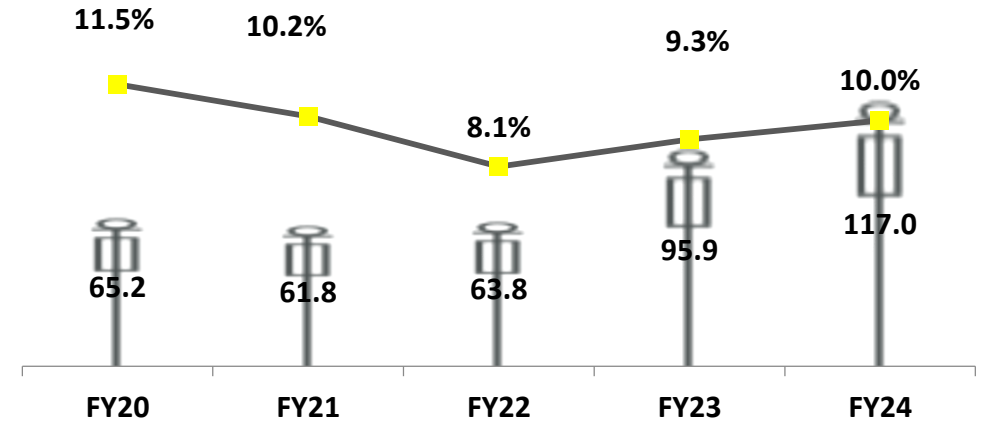
Key Consolidated Financial Highlights – Annual



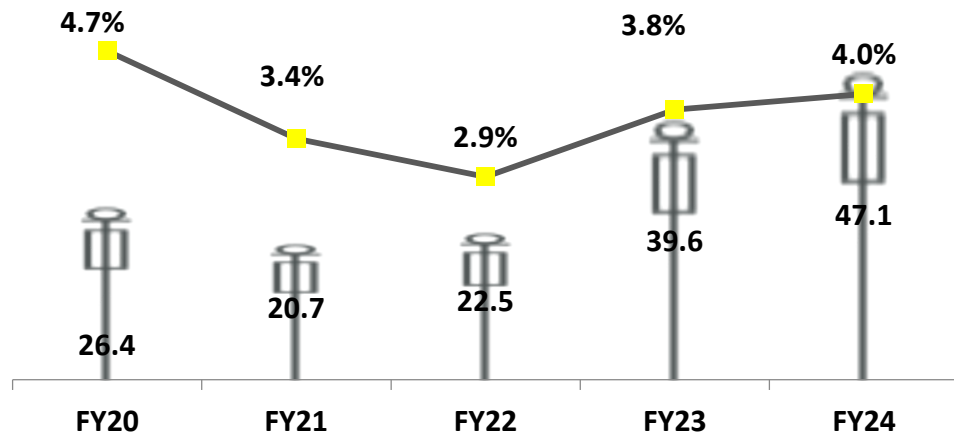
Revenue (Rs. Crore)



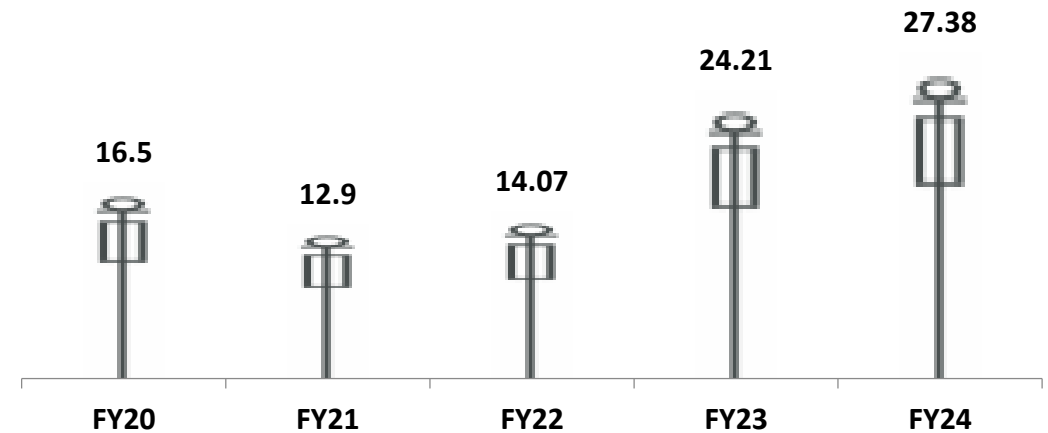
EBITDA (Rs. Crore) / Margins (%)



Net Profit (Rs. Crore)



Earning per Share (Rs.)

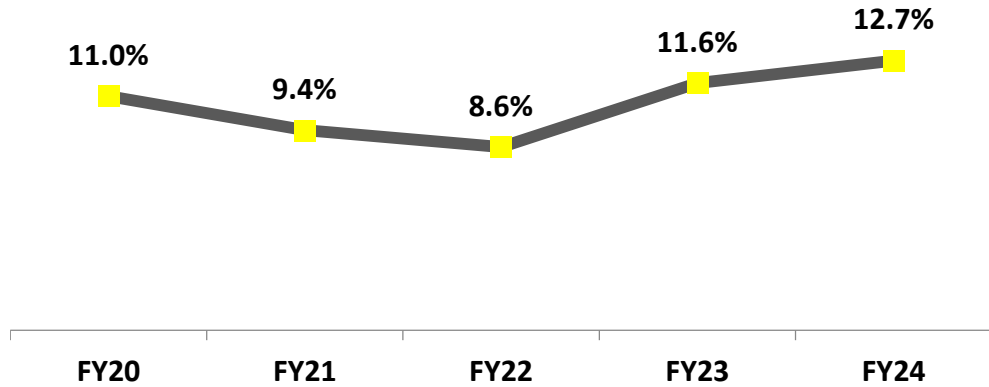




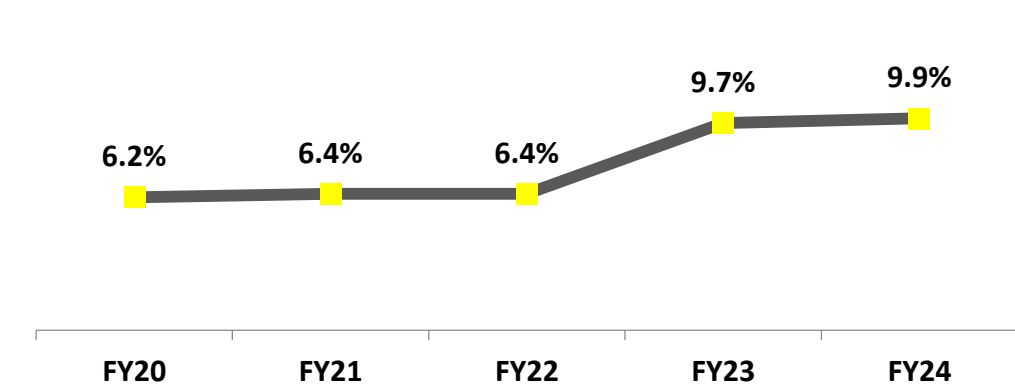
Key Consolidated Balance Sheet Highlights – Annual



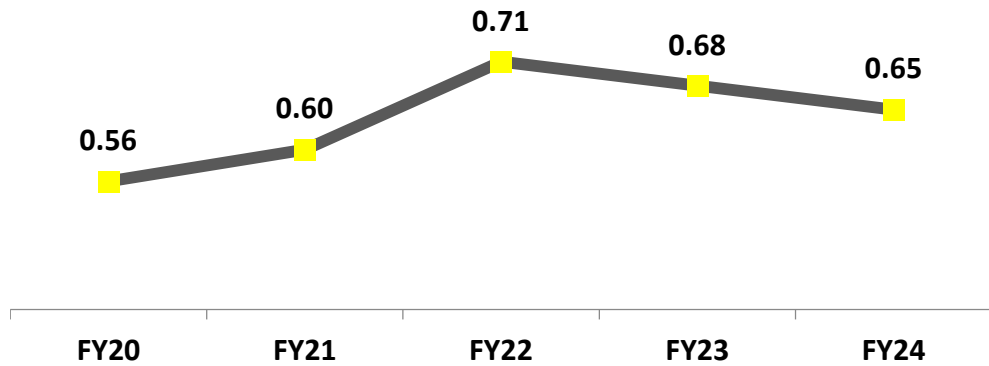
Return on Capital Employed (%)



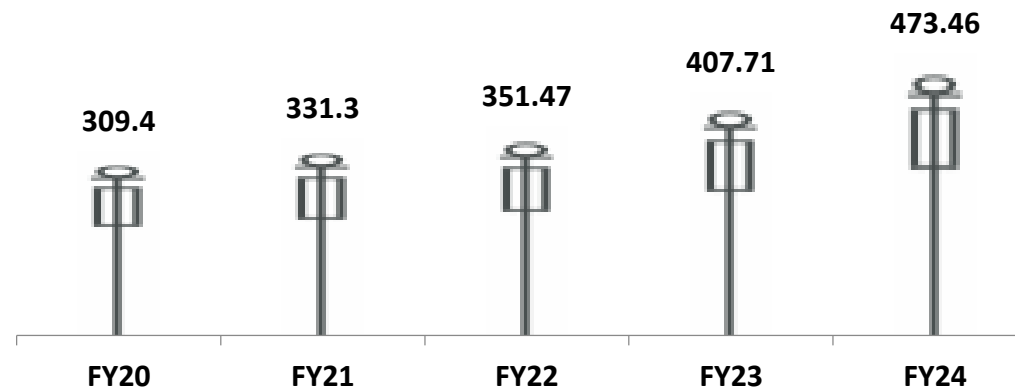
Return on Equity (%)



Debt to Equity(X)



Networth as on 31st March (Rs. Crore)

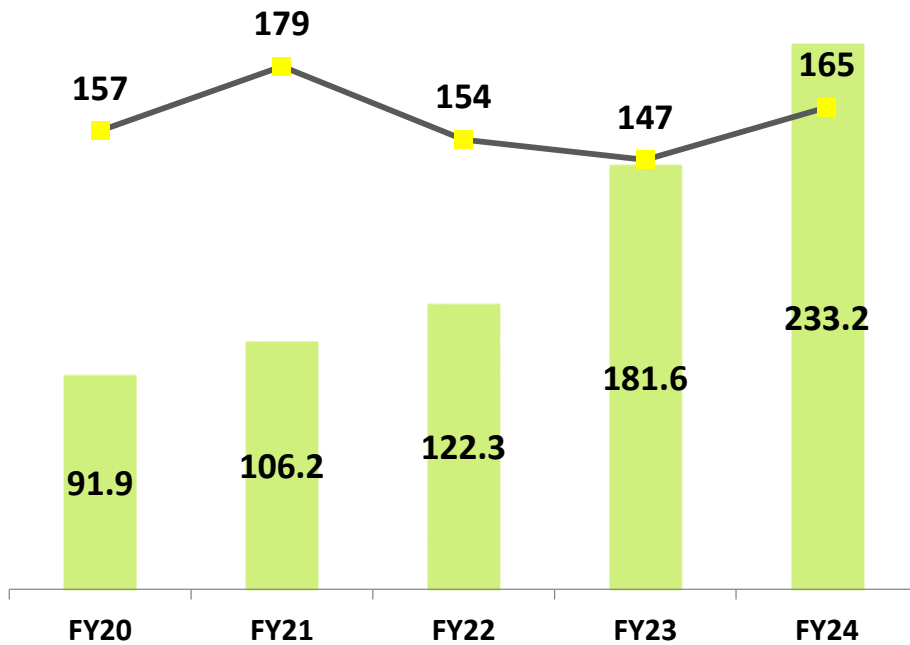


*Return on Capital Employed – EBIT/Total Capital Employed (Total Shareholders equity+LT Debt+ST Debt+Current Maturity of LT Debt-Non Current Investment), RoE – Net Profit/Networth , Debt to Equity = Total Debt/ Networth 16

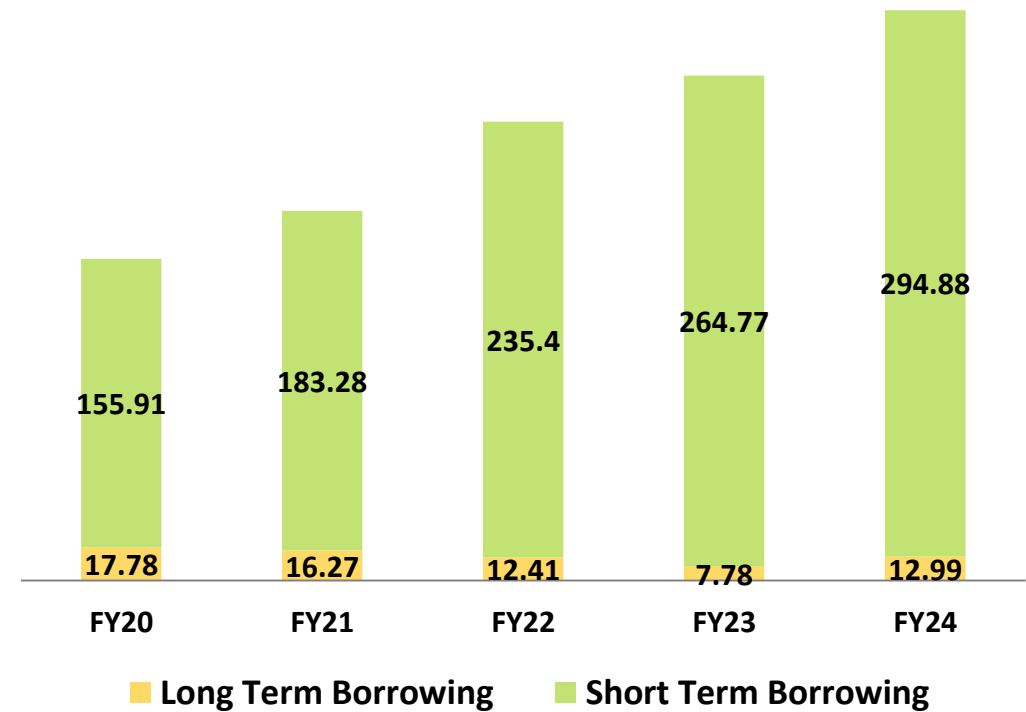


Working Capital & Borrowings

Working Capital (Cr.) – Bar Chart
Working Capital (Days) – Line Chart



Borrowing (Cr.)





COMPANY OVERVIEW



About Us



Leading player offering total and customized electrical solutions

- Incorporated in 1985
- Headquartered in Coimbatore, Tamil Nadu
- Caters to sectors such as Engineering, Automotive, Tractor, Bearing and Allied Industries



Experienced Management Team

- Significant experience in Engineering Industry
- Long term vision and proven ability to achieve long term goals for Company
- Technical collaboration with Plitron for Toroidal transformers – 1st Company to bring technology to India, Joint Venture with C3Controls for contactors and relays




Extensive Product offerings –

- Presence in Industrial Switchgears, Wires & Cables, Energy management and Smart Metering business
- Largest manufacturer of Cam Operated Rotary Switches – Market leader with 25% share



State-of- art manufacturing facilities

- Seven manufacturing units located in Tamil Nadu
- More than 15 products catering to Industrial / Building Electrical / Automobile verticals



200+ Reputed and long-term customers

- Preferred supplier to GE, Schneider and only approved supplier of Nuclear Power Corporation
- Largest supplier of rotary and load break switches to Indian Railways



Quality Standards, Assurance & Certifications

- ISO 9001; ISO 14001; ISO 45001; UKAS Management; IATF 16949
- International Approvals



Strong Domestic & International Customer Base for forging applications

- Own distribution network – local and global – export to 50 countries with 40 International distributors
- Access to L&T's local network through more than 350 distributors



From a Single Product Company...

1985 - 1995

- Established to manufacturer of CAM operated Rotary Switches
- Unit I (Coimbatore) – manufacture contactors, relays, panels, energy savers
- Starting of long term association with L&T
- Technical collaboration with Plitron for manufacture of Toroidal Transformers
- 1st Indian company to bring technology to India

2001 - 2014

- Unit III - manufacture modular switches
- Started manufacturing of Wire & Cable for L&T
- Leading player offering total and customized electrical solutions
- More than 15 different products
- 2,000 employees
- 5 manufacturing units
- Foray into tailor made products and branding for large customers
- Specialized panels for OEMs

2015 - 2020

- Started commercial production of Three Phase Dry Type Transformers
- Acquired Salzer Magnet Wires
- Upgrade in Credit Rating for long-term borrowing to 'CRISIL A/Stable'
- Acquired Kaycee Industries Ltd.

2021 – Till Date

- Forays into EV Business through JVs with Kostad Steuerungsbau GmbH and EMarch LLP
- Set up new manufacturing rented facility strategically located in Hosur, Tamil Nadu – production to commence in March 2023
- Kostad Steuerungsbau GmbH - JV Company has become a Subsidiary Company with shareholding of 60%
- Building “one-of-its-kind Fully Integrated” Smart Meter manufacturing facility in India
- Planning a total CAPEX of ₹50 crore for FY25, with ₹25 crore allocated to the Smart Meter factory and another ₹20 crore for additional CAPEX.
- Investment of ₹8 crore for a 30% stake in Ultrafast Chargers Private Limited, a startup in EV charger manufacturing.
- Incorporated a Wholly Owned Overseas Subsidiary - Salzer Electronics Arabia Limited

... to manufacturing multiple products across sectors



Professional Management

R. Doraiswamy - *Managing Director*



- Qualified Electrical Engineer and Technocrat Entrepreneur with over 4 decades of experience
- Vast Experience in Foreign Collaboration & wide global contacts

D. Rajeshkumar – *Joint Managing Director*



- Electrical Engineer, India; Postgraduate in Business Management, US
- JMD of Company - responsible for driving the vision of Company

P. Sivakumar A - *AVP – Marketing Corporate*



- Bachelors in Engineering with over 3 decades of experience
- Responsible for Sales & Marketing division



M Lakshminarayana - *VP - Operations*

- B.E (Electrical) with over 2 decades of experience
- Responsible for Production, Planning, Inventory Management, Maintenance & General Administration



R. Menaka – *General Manager - Accounts*

- Degree in Commerce with over 3 decades of experience
- Extensive expertise in Accounts, Finance, and Taxation



R Karunakaran - *GM – PR & GST*

- BSc, Diploma in Marketing Management with more than 3 decades of experience
- Responsible for GST and Public Relations of Company



BUSINESS OVERVIEW

1.8 TON EOT CRANE
WORK IN PROGRESS

1. Make the hand signal for hoisting, green forward and red/white operations.
2. Always "WOC" the load into the load suspended position.
3. Do not leave the load in the suspended position.
4. Use one push button for individual operations. Don't use both push buttons simultaneously.



Business Overview



Industrial Switch Gear Products

- Transformers
- Terminal Blocks
- Rotary Switches
- Isolators
- General Purpose relays
- Wiring Ducts
- MPCB's
- Contactors & OLR's
- Control Panels
- Wire Harness



Building Electrical Products

- Modular Switches
- Wires & Cables
- MCB's
- Changeovers



Copper Products

- Wires & Cables
- Flexible Bus Bars
- Enamelled Wires
- Bunched Conductors
- Tinned Copper Wires



Energy Management products

- Energy Savers
- Street Light Controllers



Smart Meters


- Single Phase Meters
- Three Phase Meters



Wide Product Suite- Customized for OEM's



CT's



Terminal Sockets



Coils / Inductors



Panels



In-house manufacturing and R&D enables superior customization of products



Key Strengths



Complete Backward Integration

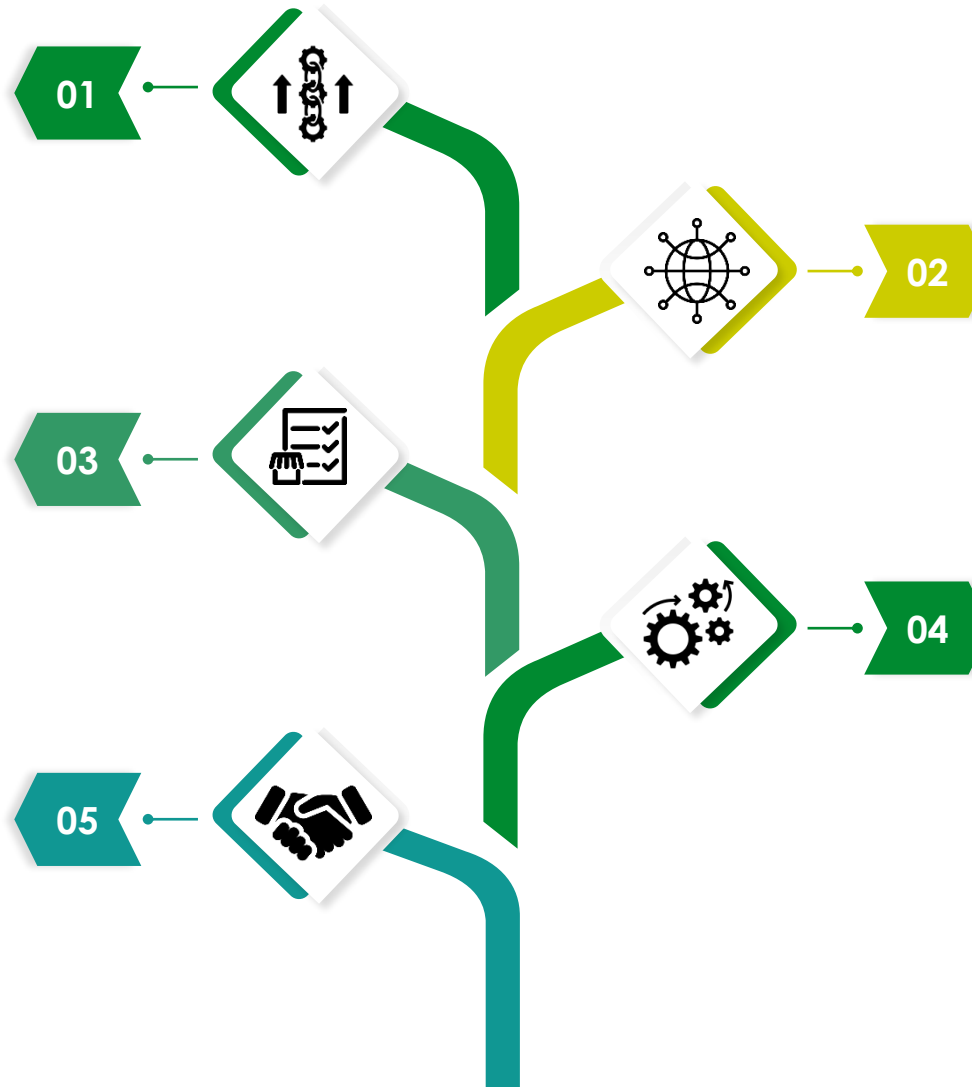
In-house manufacturing facilities with process capabilities ensures better product development and customization
Well developed R&D enables continual product innovation

Wide Product Suite

Amongst few players in India, to offer total & customized electrical solutions
Wide product basket – 15 products developed in-house
Largest manufacturer and market leader in CAM operated rotary switches

Strong Customer Relationships

Strong customer relationships across globe
Preferred supplier to GE, Schneider and only approved supplier of Nuclear Power Corporation
Largest supplier of rotary and load break switches to Indian Railways



Wide Distribution Network

Wide distribution network – international and domestic
Tie up with L&T – access to over 350 dealers in India; own network for modular switches with 50 stockists in 4 southern & western states
Direct network across 50 countries with 40 international distributors

Advanced Engineering Capabilities

Strong engineering capabilities backed by in-house manufacturing and R&D team
Technical collaboration with Plitron for Toroidal transformers – 1st Company to bring technology to India, Joint Venture with C3Controls for contactors and relays
Resulting in all products been international certified and universal acceptance



Seven Manufacturing facilities...

salzer®

Unit 1



Rotary Switch
Contactors & Relays
Panel Assembly
Lighting Energy Savers
Automatic Meter Reading
Three Phase Dry Type Transformers

Unit 2



Toroidal Transformers
Isolators (Dis-connectors)
Terminals
Wiring Ducts
MPCB
Wire Harness
3 PH Transformers

Unit 3



Wiring Accessories

Unit 4



Wires & Cables
Flexible Bus Bars
Bunched Conductors
Tinned Wires

Unit 5



Enamelled Copper Wires
Fine Enamelled Copper Wires
Polyester Coated Winding wires

Hosur Plant



Wire Harnesses
Toroidal Transformers

Annur Plant



Smart Meters



...With In-house process capabilities...

salzer®



- Full fledged **Type testing laboratory**
 - Loads up to 500Amps
 - Environmental test chamber for humidity test
 - Salt spray test & all other basic tests as per UL Standards
- **In-house tool room** facility for manufacturing and servicing of Moulds and press tools
 - CNC Wire Cut Machines and Spark erosion machines
 - CNC Machining center, EDM Drilling
 - Conventional machines
 - Latest digital measuring equipment
 - Inspected and certified by GE Tool Divisionca

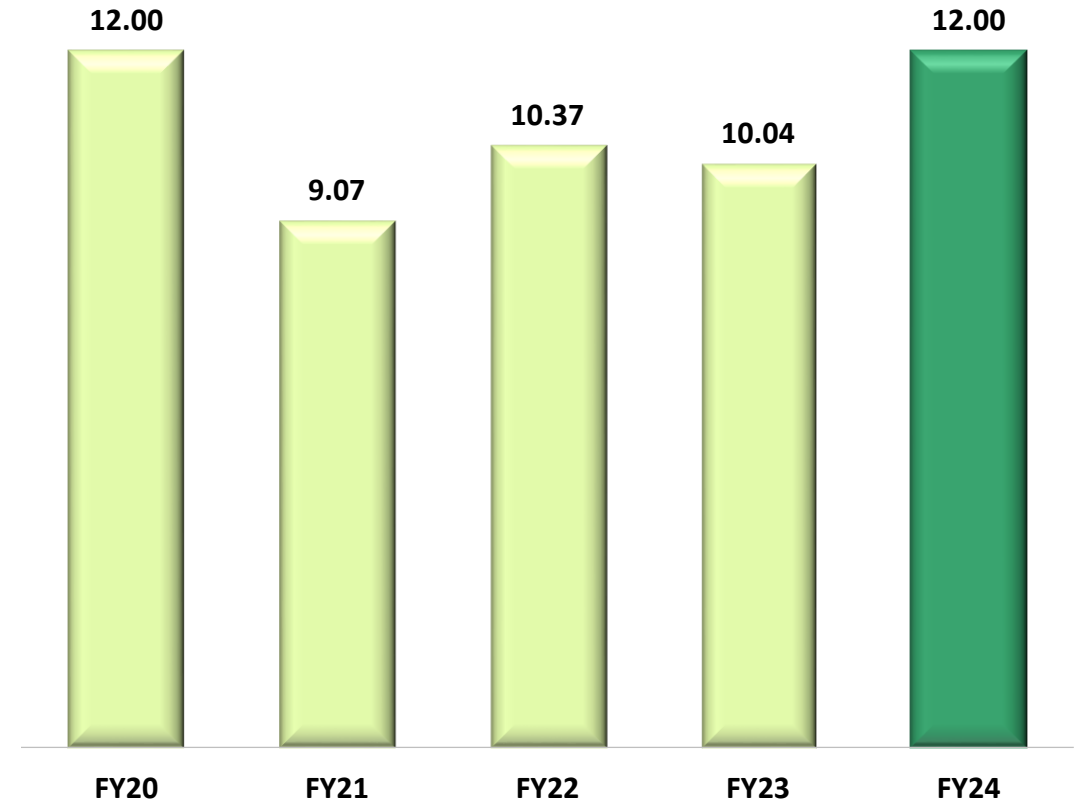
More than 80% components made in-house



...And a strong R&D team

- In-house R&D Center
 - More than 35 engineers
 - Recognized by Department of Science, Govt of India
- Patented Rotary switches
- Six patents in process
 - Manual Single-Phase Starter with no voltage tripping, Energy Saver System for Street Lighting, Track Feed Battery Changer Over System, Heavy duty energy efficient automatic source change over, Training warning system and Modular Housing
 - Received two patents for CAM operated rotary switch & Motor Protection Circuit Breaker' for duration of 20 years, ending 2036
- 1st of its kind product in India
 - Designed and manufactured - Load Break Switches, Single Hole Mounting Switches, Halogen Free Cable Ducts, Flat Wire Ducts, Flexible Bus Bars etc

R&D expenses (Rs crore)



Continual focus on product innovation



Internationally certified

salzer®



ISO 9001



ISO 14001



CE Certification



ISO 18001



UL Certification



CB certification by IE

CB certification



RoHS



Intertek

Intertek Semko approval



CSA Certification



ISO 16949
CERTIFIED

... Across entire product portfolio



Blue Chip Customers

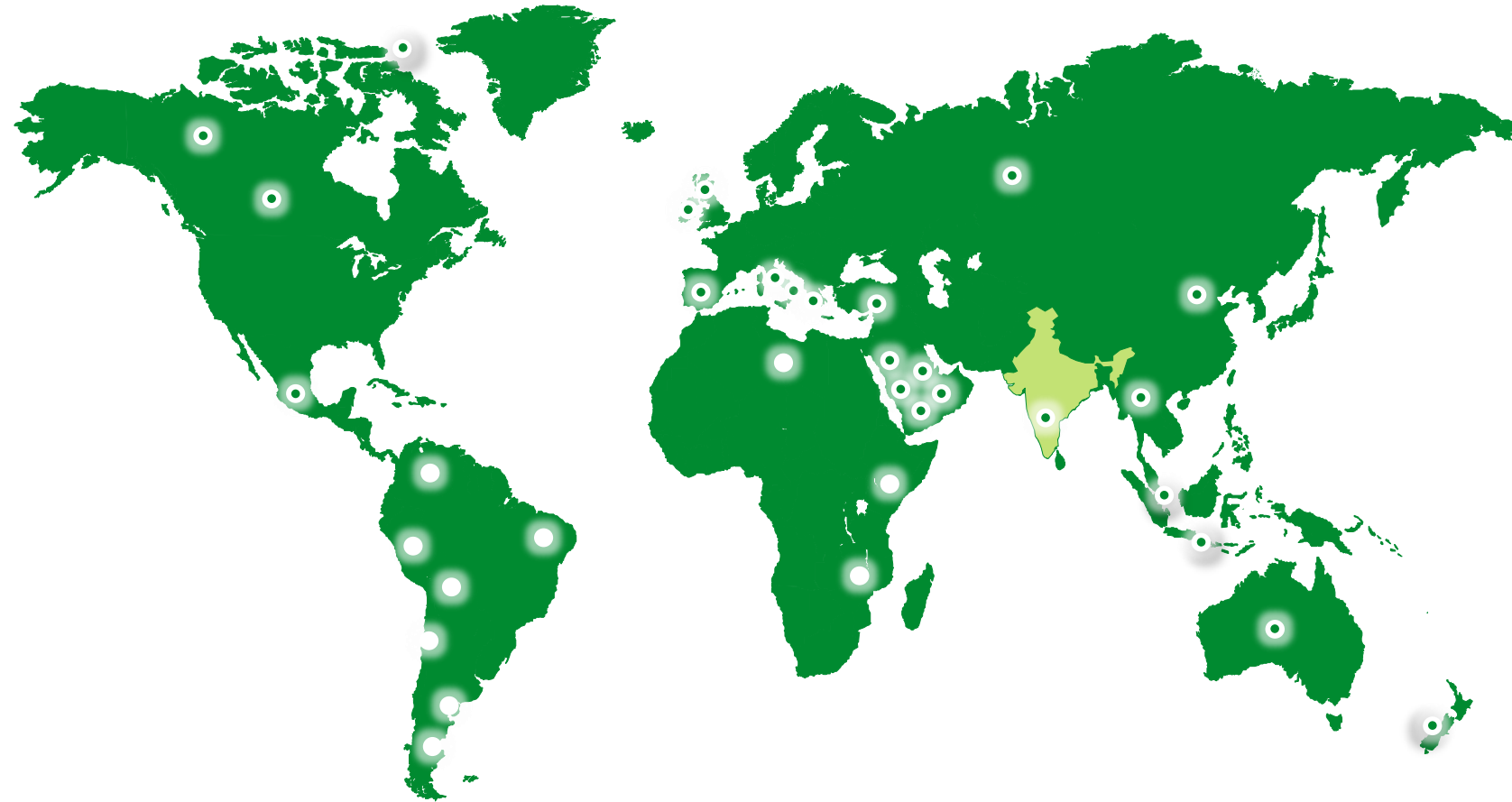
- Marketing Tie-up with L&T for Indian Market
- Largest supplier of rotary switches to Indian Railways
- Branding partner to various large OEM's in India
- Technical Tie-up with American Company C3Controls, to manufacture & market contactors & overload relays
- Technical Tie-up with Trafomodern for Three Phase Transformers
- Preferred supplier to:
 - ✓ Nuclear Power Corporation
 - ✓ Schneider Electric
 - ✓ GE Energy

salzer®





Wide Distribution Network



Direct network across 50 countries

International

- Direct network across 50 countries
 - ✓ 27% of sales from exports (FY24)
 - ✓ 40 international distributors
- Plans to expand in US, Africa and Middle east

Domestic

- Tie up with L&T – access to more than 350 dealers in India
- Direct network for Modular Switches – 50 stockists in 4 southern & western states

WAY
AHEAD





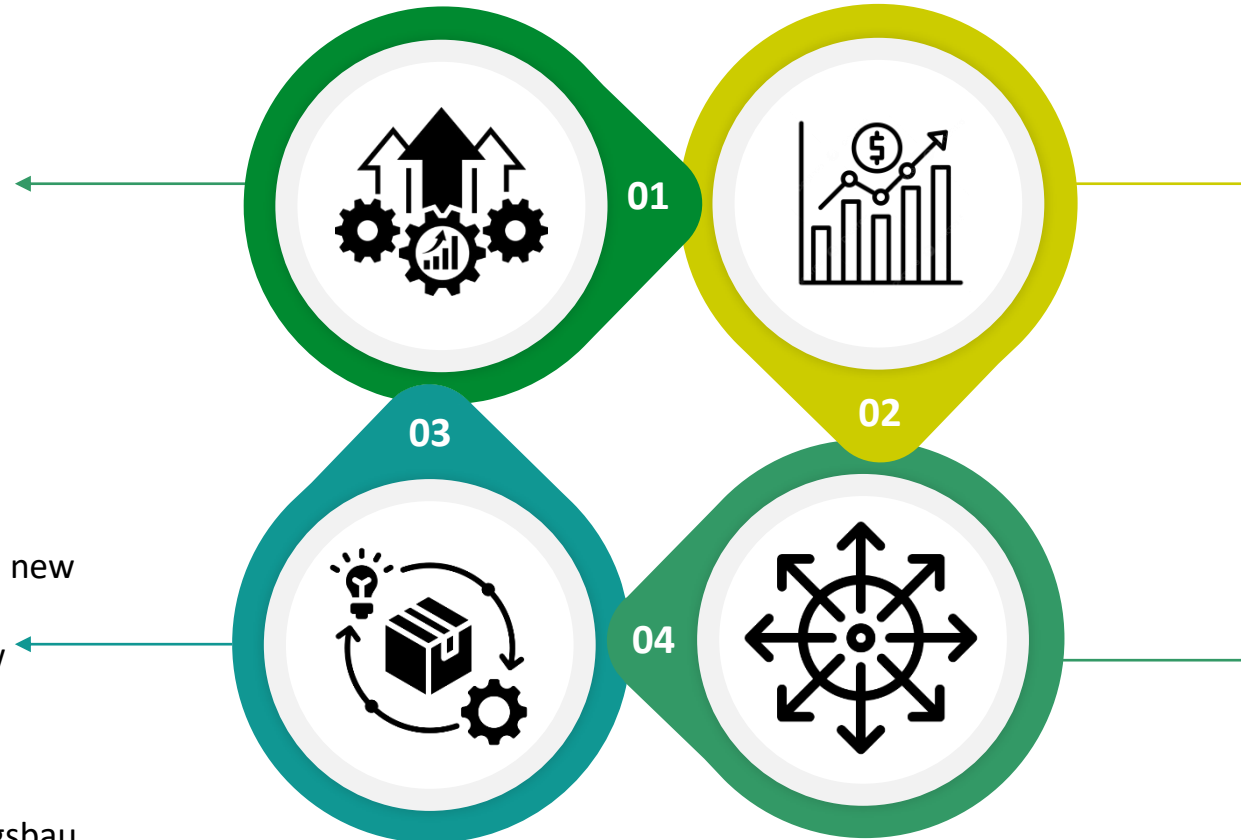
Way Ahead

Operational Excellence

- › Consistently executing business strategy and continued focus on improving operating costs by sourcing quality raw materials and efficient manpower

Venture into new project

- › Seek Technical alliances to develop new and technically advanced products
- › Acquired Kaycee Industries for new product development, enter new ventures and leverage brand & distribution network
- › Formed JV's with Kostad Steuerungsbau GmbH & EMarch LLP to enter EV market
- › Ventured into Smart metering manufacturing in Coimbatore



Focus on margin improvement

- › Increase sales of high margin products – existing and new
- › Increase exports – fast growing markets of US, Africa and Middle East

Growth and expansion of existing product verticals

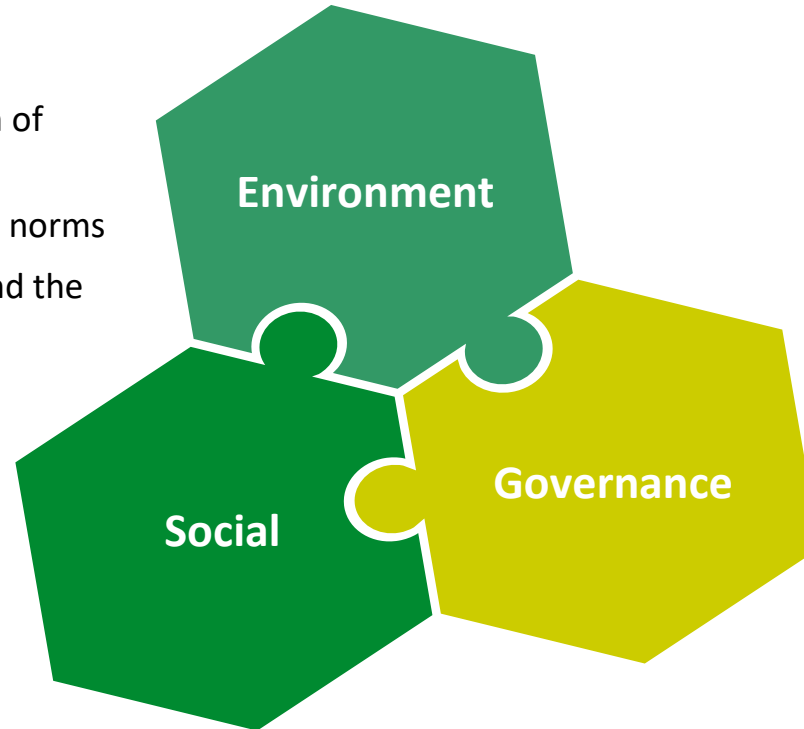
- › Constantly develop new products through in-house R&D
- › Expand existing product portfolio to newer geographies



ESG Initiatives

- Committed towards a cleaner, greener and healthier environment
- Optimise energy consumption
- Towards this end Company has identified installation of rooftop solar panels
- Plan to recycle water as per environmentally friendly norms
- Increasing green cover around all plants in and around the manufacturing facilities
- Partner in EV Ecosystem to manufacture parts of environmentally friendly transportation

- Continues to contribute towards skill development among the local population
- Recruitment of rural youth for local sales operations
- Contribution for women empowerment. Engaged around 50% women employees hailed from local rural areas who are breadwinners of their families
- Spending under CSR Initiatives for health Care and education of rural populous particularly residing in the local regions



- M./s JDS Associates for statutory audit, M/s. Covai Management Services for internal audit and M/s. G. Vasudevan for Secretarial Audit
- Five independent Directors out of 11 Members on the Board
- Focus on Better compliances and best governance practices
- Plan for gender diversification on the Board in due course



ESG Initiatives - Carbon Emission by Scope



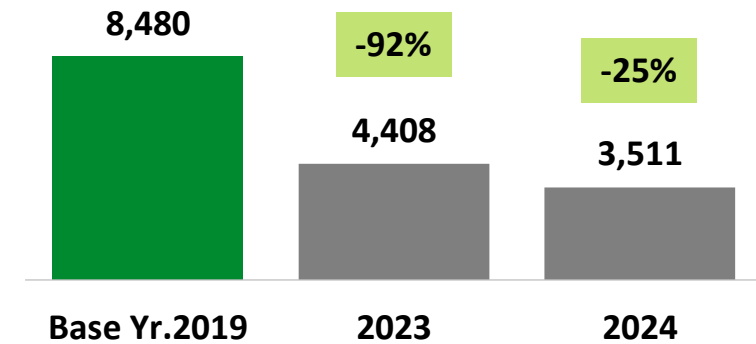
Scope 1

- All Fossil fuels used in factories, such as diesel for backup power and fuels used in Cars, transport & fleet vehicles

Scope 2

- Electricity consumed at all factories and offices of Salzer owned facilities
- Also the avoidable emissions are calculated by the use of Renewable power by own renewable sources as well as purchased renewable sources

Details	Base Yr - 2019	2023	2024
Scope 1 (Tons of Co2)	123	191	217
Scope 2 (Tons of Co2)	8357	4217	3294
Turnover INR Cr	559	1013	1135
Scope 1+2 (Tons of Co2)	8480	4408	3511
Intensity	15.17	4.31	3.09
Delta		(248%)	(40%)



- 2019 was considered the Base year for calculation. 2020 & 2021 was not considered as it was a year with partial shutdowns due to Pandemic
- The Direct Greenhouse Gas (GHG) emission from facilities we operate (scope 1) has increased from 123 tons of Co2 in 2019-20 to 217 tons of Co2 in 2023-24. The increase over the last three years is due to higher activities due to increased turnover
- The indirect GHG emissions from Energy consumption (Scope 2) was reduced by 25% in 2023-24 from 2022-23 and this was achieved by taking energy conservation measures and sourcing & generation of renewable power
- Scope 1 & 2 put together there is a Net intensity reduction of 40% in 2023-24 from 2022-23
- Salzer will continuously endeavor its best efforts in all available avenues to reduce Carbon Emission level by 25% every year and attain the Net Zero Emission level by 2030

Thank You

For further information, please contact:

Salzer Electronics Limited

Mr. Murugesh

murugesan@salzergroup.com

www.salzergroup.net

Adfactors PR Private Limited

Ms. Savli Mangle

savli.mangle@Adfactorspr.com

Mr. Rupesh Rege

Rupesh.rege@Adfactorspr.com

www.adfactorspr.com

