

14<sup>th</sup> November, 2024

To,  
**Department of Corporate Services,**  
**BSE Limited**  
Ground Floor, P. J. Towers,  
Dalal Street,  
Mumbai – 400 001

**Security ID: GNRL**

**Security Code: 513536**

Dear Sir/ Madam,

**Sub: Outcome of Board Meeting**

This is to inform you that the Board of Directors of the Company in its meeting held today i.e. on Thursday, 14<sup>th</sup> November, 2024 from 5:00 P.M. to 5:35 P.M. at the Registered Office of the Company inter alia, has considered the following:


1. Considered and approved the Consolidated & Standalone Unaudited Financial Results, Statement of Assets and Liabilities and Cash Flow Statement for the Quarter and Half year ended 30<sup>th</sup> September, 2024 along with Limited Review report thereon.

You are requested to take the same on your record.

Thanking You.

Yours Faithfully,

**For Gujarat Natural Resources Limited**



**Shalin A. Shah**  
**Managing Director**  
**DIN: 00297447**





# GMCA & Co.

Chartered Accountants

**UDIN: 24163940BKAEUR2436**

**Independent Auditor's Review Report on Standalone Unaudited Quarterly Financial Results and Year to Date Results of the Company Pursuant to the Regulation 33 of the SEBI (Listing Obligations and Disclosure Requirements) Regulations, 2015 (as amended)**

To,  
The Board of Directors,  
**Gujarat Natural Resources Limited**

We have reviewed the accompanying statement of unaudited financial results of Gujarat Natural Resources Limited for the quarter ended 30.09.2024 attached herewith, being submitted by the Company pursuant to the requirements of the Regulation 33 of the SEBI (Listing Obligations and Disclosures Requirements) Regulations, 2015, as amended.

This statement is the responsibility of the Company's Management and has been approved by the Board of Directors/ Committee of Board of Directors. Our responsibility is to issue a report on these financial statements based on our review.


We conducted our review in accordance with the Standard on Review Engagement (SRE) 2410, "Review of Interim Financial information performed by the Independent Auditor of the Entity issued by the Institute of Chartered Accountants of India. This standard requires that we plan and perform the review to obtain moderate assurance as to whether the financial statements are free of material misstatement. A review is limited primarily to inquiries of company personnel and analytical procedures applied to financial data and thus provide less assurance than an audit. We have not performed an audit and accordingly, we do not express an audit opinion.

Based on our review conducted as above, nothing has come to our attention that causes us to believe that the accompanying statement of unaudited financial results prepared in accordance with applicable accounting standards and other recognized accounting practices and policies has not disclosed the information required to be disclosed in terms of Regulation 33 of the SEBI (Listing Obligations and Disclosure Requirements) Regulations, 2015 including the manner in which it is to be disclosed, or that it contains any material misstatement.

For, G M C A & CO.  
Chartered Accountants  
FRN: 109850W



Place: Ahmedabad  
Date: 14/11/2024

  
CA. Mitt S. Patel  
Partner  
Membership No: 163940



**GUJARAT NATURAL RESOURCES LIMITED**

Regd. Office : 906-910 ,9th Floor, Anam-1 Nr. Parimal Garden , Ellisbridge , Ahmedabad . -380006.

CIN : L27100GJ1991PLC016158

**STATEMENT OF STANDALONE UNAUDITED FINANCIAL RESULTS FOR THE QUARTER ENDED SEPTEMBER 30, 2024.**

(Rs. in Lakhs except per share data)

Particulars	Quarter Ended			Six Month Ended		Year Ended
	30/09/2024	30/06/2024	30/09/2023	30/09/2024	30/09/2023	31/03/2024
	Unaudited	Unaudited	Unaudited	Unaudited	Unaudited	Audited
<b>1 Income from Operations</b>						
(a) Revenue from operations	0.11	55.10	0.00	55.21	0.00	224.44
(b) Other Income	0.00	0.00	30.50	0.00	30.50	0.70
<b>Total Income</b>	<b>0.11</b>	<b>55.10</b>	<b>30.50</b>	<b>55.21</b>	<b>30.50</b>	<b>225.14</b>
<b>2 Expenses</b>						
(a) Cost of Materials consumed	0.00	0.00	0.00	0.00	0.00	0.00
(b) Purchase of stock-in-trade	0.00	0.00	0.00	0.00	0.00	0.00
(c) Increase/Decrease in inventories of FG, WIP and stock-in-trade	0.00	0.00	0.00	0.00	0.00	0.00
(d) Employee benefits expense	9.00	9.30	9.05	18.30	17.89	37.70
(e) Finance Cost	56.80	0.00	56.19	56.80	56.19	228.87
(f) Depreciation and amortisation expense	0.00	0.00	0.00	0.00	0.00	0.00
(g) Other expenses	1.74	7.02	332.92	8.76	338.80	472.37
<b>Total Expenses</b>	<b>67.54</b>	<b>16.32</b>	<b>398.16</b>	<b>83.86</b>	<b>412.88</b>	<b>738.94</b>
<b>3 Profit/(loss) before exceptional items and tax (1-2)</b>	<b>-67.43</b>	<b>38.78</b>	<b>-367.66</b>	<b>-28.65</b>	<b>-382.38</b>	<b>-513.80</b>
<b>4 Exceptional Items</b>	0.00	0.00	0.00	0.00	0.00	0.00
<b>5 Profit/(Loss) before tax (3-4)</b>	<b>-67.43</b>	<b>38.78</b>	<b>-367.66</b>	<b>-28.65</b>	<b>-382.38</b>	<b>-513.80</b>
<b>6 Extraordinary Items</b>	0.00	0.00	0.00	0.00	0.00	0.00
<b>7 Profit/(Loss) before tax (5-6)</b>	<b>-67.43</b>	<b>38.78</b>	<b>-367.66</b>	<b>-28.65</b>	<b>-382.38</b>	<b>-513.80</b>
<b>8 Tax Expense</b>						
(a) Current tax	0.00	0.00	0.00	0.00	0.00	0.00
(b) Deferred tax	0.00	0.00	0.00	0.00	0.00	0.06
<b>Total Tax Expenses</b>	<b>0.00</b>	<b>0.00</b>	<b>0.00</b>	<b>0.00</b>	<b>0.00</b>	<b>0.06</b>
<b>9 Profit / (Loss) for the period from continuing operations (7-8)</b>	<b>-67.43</b>	<b>38.78</b>	<b>-367.66</b>	<b>-28.65</b>	<b>-382.38</b>	<b>-513.86</b>
<b>10 Profit (Loss) from discontinuing operations</b>	0.00	0.00	0.00	0.00	0.00	0.00
<b>11 Tax Expense of discontinuing operations</b>	0.00	0.00	0.00	0.00	0.00	0.00
<b>12 Profit (Loss) from discontinuing operations (after tax)(10-11)</b>	<b>0.00</b>	<b>0.00</b>	<b>0.00</b>	<b>0.00</b>	<b>0.00</b>	<b>0.00</b>
<b>13 Other Comprehensive Income</b>						
<b>A(i) Items that will not be reclassified to profit or loss</b>	0.00	0.00	0.00	0.00	0.00	0.00
<b>(ii) Income tax relating to items that will not be reclassified to profit or loss</b>	0.00	0.00	0.00	0.00	0.00	0.00
<b>B (i) Items that will be reclassified to profit or loss</b>	0.00	0.00	0.00	0.00	0.00	0.00
<b>ii) Income tax relating to items that will be reclassified to profit or loss</b>	0.00	0.00	0.00	0.00	0.00	0.00
<b>Other Comprehensive Income for the period</b>	<b>0.00</b>	<b>0.00</b>	<b>0.00</b>	<b>0.00</b>	<b>0.00</b>	<b>0.00</b>
<b>14 Total Comprehensive Income for the period</b>	<b>-67.43</b>	<b>38.78</b>	<b>-367.66</b>	<b>-28.65</b>	<b>-382.38</b>	<b>-513.86</b>
<b>15 Paid-up equity share capital (Face value of Rs. 10/- each)</b>	8025.16	8025.16	8025.16	8025.16	8025.16	8025.16
<b>16 Other Equity</b>	-	-	-	3,943.46	4,103.59	3,972.12
<b>17 Earnings Per Share (before exceptional items) (not annualised):</b>						
(a) Basic	-0.08	0.05	-0.46	-0.04	-0.48	-0.64
(b) Diluted	-0.08	0.05	-0.46	-0.04	-0.48	-0.64
<b>18 Earnings Per Share (after exceptional items) (not annualised):</b>						
(a) Basic	-0.08	0.05	-0.46	-0.04	-0.48	-0.64
(b) Diluted	-0.08	0.05	-0.46	-0.04	-0.48	-0.64

**Notes:**

- The above standalone financial results have been reviewed by the Audit Committee and approved by the Board of Directors in their meeting held on November 14, 2024. The Limited Review under Regulation 33 of the SEBI (Listing Obligations and Disclosure Requirements) Regulations, 2015 has been carried out by the statutory auditors. The Limited Review Report does not contain any observation which could have an impact on the results for the quarter ended September 30, 2024.
- The Company adopted the Indian Accounting Standards ("Ind AS") effective 1st April, 2017 (transition date 1st April, 2016). The financial results have been prepared in accordance with Ind AS as prescribed under Section 133 of the Companies Act, 2013 read with the relevant Rules issued there under.
- Company operates in Oil and Gas and Trading activities.
- Previous period's figures have been regrouped/rearranged wherever necessary to confirm to the current period's classification.

For, GUJARAT NATURAL RESOURCES LTD.


*Shahin A Shah*  
SHALIN A SHAH  
MANAGING DIRECTOR  
DIN : 00297447

Date : 14/11/2024  
Place : Ahmedabad





<b>GUJARAT NATURAL RESOURCES LIMITED</b>			
<b>STATEMENT OF STANDALONE UNAUDITED ASSETS AND LIABILITIES</b>			
(Rs.in Lakhs)			
Particulars		As at 30/09/2024	As at 31/03/2024
<b>A</b>	<b>ASSETS</b>		
	<b>1 Non-current Assets</b>		
	(a) Property , Plant and Equipment	0.58	0.58
	(b) Other Intangible assets	-	-
	(c) Capital work in progress	-	-
	(d) Intangible assets under development	-	-
	(e) <b>Financial Assets :</b>		
	(i) Investments	1,543.50	1,543.50
	(ii) Deferred tax assets (Net)	-	-
	(iii) Loans(NCA)	807.41	320.28
	(f) Other non-current assets	41.25	-
	<b>Sub-total - Non-current Assets</b>	<b>2,392.74</b>	<b>1,864.36</b>
	<b>2 Current Assets</b>		
	(a) Inventories	-	-
	(b) <b>Financial Assets :</b>		
	(i) Investments	-	-
	(ii) Trade Receivables	43.79	55.99
	(iii) Cash and Cash Equivalents	39.40	36.01
	(iv) Loans(CA)	14,138.61	13,187.91
	(c) Other current assets	-	-
	<b>Sub-total - Current Assets</b>	<b>14,221.82</b>	<b>13,279.90</b>
	<b>TOTAL - ASSETS</b>	<b>16,614.56</b>	<b>15,144.28</b>
<b>B</b>	<b>EQUITY AND LIABILITIES</b>		
	<b>Shareholders' Funds</b>		
	(a) Share Capital	8,025.16	8,025.16
	(b) Other Equity	3,943.46	3,972.12
	(c) Money received against Warrant	-	-
	<b>Sub-total - Shareholders' Funds</b>	<b>11,968.62</b>	<b>11,997.28</b>
	<b>1 Liabilities</b>		
	<b>Non-current Liabilities</b>		
	(a) <b>Financial Liabilities :</b>		
	(i) Borrowings	-	-
	(b) Deferred Tax Liabilities (Net)	0.06	0.04
	(c) Provisions	-	-
	<b>Sub-total - Non-current liabilities</b>	<b>0.06</b>	<b>0.04</b>
	<b>2 Current Liabilities</b>		
	(a) <b>Financial Liabilities :</b>		
	(i) Borrowings	4,596.68	2,997.59
	(ii) Trade Payables	15.68	15.68
	(b) Other Financial Liabilities	28.61	132.18
	(c) Provisions	4.90	1.50
	<b>Sub-total - Current Liabilities</b>	<b>4,645.87</b>	<b>3,146.95</b>
	<b>TOTAL - EQUITY AND LIABILITIES</b>	<b>16,614.56</b>	<b>15,144.28</b>





**GUJARAT NATURAL RESOURCES LIMITED**

**UNAUDITED STANDALONE CASH FLOW STATEMENT FOR THE HALF YEAR ENDED 30 SEPTEMBER, 2024**

(Rs.in Lakhs)

Particulars	01-04-2024 to 30-09-2024	01-04-2023 to 31-03-2024
	<b>A Cash flow from Operating Activities</b>	
Net Profit Before Tax	(28.65)	(513.80)
Adjustments for:		
Add Depreciation	-	-
Less Interest Income	-	-
Add Interest Expense	56.80	228.87
<b>Operating Profit / (Loss) before Working Capital Changes</b>	<b>28.15</b>	<b>(284.93)</b>
Adjustments for:		
Increase/(Decrease) in Trade Payables	-	(399.01)
Increase/(Decrease) in Short term Borrowing	1,599.09	1,244.64
Increase/(Decrease) in Provisions	3.40	(1.15)
Increase/(Decrease) in Other Current Liability	(103.57)	108.68
(Increase)/Decrease in Trade Receivables	12.20	(19.25)
(Increase)/Decrease in short term loans & advances	(950.70)	(728.79)
(Increase)/Decrease in inventories	-	-
(Increase)/Decrease in other current assets	-	-
<b>Cashflow generated from Operating Activities</b>	<b>588.57</b>	<b>(79.81)</b>
Income Tax Paid ( Net of Refund)	-	-
<b>Net Cashflow generated from Operating Activities A</b>	<b>588.57</b>	<b>(79.81)</b>
<b>B Cash flow from Investment Activities</b>		
Purchase of Property , Plant and Equipment	-	-
Change in Intangible Asset	-	-
Sale of Property , Plant and Equipment	-	-
Sale of Investments	-	-
Purchase of Investments	-	-
Share Application Money Received Back	-	-
Interest Income	-	-
Dividend Income	-	-
<b>Net Cashflow generated from Investments Activities B</b>	<b>-</b>	<b>-</b>
<b>C Cash flow from Financing Activities</b>		
Interest Expenses	(56.80)	(228.87)
Money received against Share warrant	-	-
Proceeds/(Repayment) towards Convertible Warrant	-	-
Non Controlling Interest		
Proceeds/(Repayment) towards Share Capital		
(Increase)/Decrease in other non-current assets	(41.25)	331.93
(Increase) /Decrease in Long term Loans & Advances (Assets)	(487.13)	0.30
Increase /(Decrease) in Borrowings (Liabilities)	-	-
Increase/(Decrease) in non current liabilities		
Increase/(Decrease) in other financial liabilities	-	-
<b>Net Cashflow generated from Financing Activities C</b>	<b>(585.18)</b>	<b>103.36</b>
<b>Net Change in Cash &amp; Cash Equivalents (A+B+C)</b>	<b>3.39</b>	<b>23.54</b>
Opening Cash & Cash Equivalents	36.01	12.47
<b>Closing Cash &amp; Cash Equivalents</b>	<b>39.40</b>	<b>36.01</b>







# GMCA & Co.

Chartered Accountants

**UDIN: 24163940BKAEUS5247**

**Independent Auditor's Review Report on Consolidated Unaudited Quarterly Financial Results and Year to Date Results of the Company Pursuant to the Regulation 33 of the SEBI (Listing Obligations and Disclosure Requirements) Regulations, 2015 (as amended)**

To  
The Board of Directors,  
Gujarat Natural Resources Limited

We have reviewed the accompanying statement of unaudited consolidated financial results (the 'Statement') of Gujarat Natural Resources Limited (the 'Holding Company') and its subsidiaries (the Holding Company and its subsidiaries together referred to as the 'Group') for the quarter ended 30 September 2024 and the consolidated year to date results for the period 1 April 2024 to 30 September 2024, being submitted by the Holding Company pursuant to the requirements of Regulation 33 of the SEBI (Listing Obligations and Disclosure Requirements) Regulations, 2015 (as amended), including relevant circulars issued by the SEBI from time to time.

This Statement, which is the responsibility of the Holding Company's management and approved by the Holding Company's Board of Directors, has been prepared in accordance with the recognition and measurement principles laid down in Indian Accounting Standard 34, interim Financial Reporting ('Ind AS 34'). Prescribed under section 133 of the Companies Act, 2013 ('the Act'), SEBI Circular CIRICFD/FAC/62/2016 dated 5 July 2016 (hereinafter referred to as 'the SEBI Circular'), and other accounting principles generally accepted in India. Our responsibility is to express a conclusion on the Statement based on our review.

We conducted our review of the Statement in accordance with the Standard on Review Engagements (SRE) 2410, Review of Interim Financial Information Performed by the Independent Auditor of the Entity, issued by the Institute of Chartered Accountants of India. A review of interim financial information consists of making inquiries, primarily of persons responsible for financial and accounting matters and applying analytical and other review procedures. A review is substantially less in scope than an audit conducted in accordance with the Standards on Auditing specified under section 143(10) of the Act, and consequently, does not enable us to obtain assurance that we would become aware of all significant matters that might be identified in an audit. Accordingly, we do not express an audit opinion.

We also performed procedures in accordance with the SEBI Circular CIR/CFD/CMD1/44/2019 dated 29 March 2019 issued by the SEBI under Regulation 33 (8) of the SEBI (Listing Obligations and Disclosure Requirements) Regulations, 2015 (as amended), to the extent applicable.



Address : 101, Parishram, 5-B, Rashmi Society, Nr. LG Showroom, Mithakhali Six Roads, Navrangpura, Ahmedabad - 380009

☎ 079-40037372 ✉ [gmca1973@gmail.com](mailto:gmca1973@gmail.com)



Based on our review conducted and procedures performed as stated in paragraph 3 above, nothing has come to our attention that causes us to believe that the accompanying Statement, prepared in accordance with recognition and measurement principles laid down in Ind AS 34, prescribed under Section 133 of the Act, the SEBI Circular and other accounting principles generally accepted in India, has not disclosed the information required to be disclosed in accordance with the requirements of Regulation 33 of the SEBI (Listing Obligations and Disclosure Requirements) Regulations, 2015 (as amended), including the manner in which it is to be disclosed, or that it contains any material misstatement.

The Statement includes the interim financial information of following Subsidiary companies:

Sr. No.	Particulars	Name of the Entity
1.	Subsidiary	GNRL Oil & Gas India PVT Limited (Formerly known as Sigma Oil & Gas Pvt. Ltd.)
2.	Subsidiary	GNRL Oil & Gas Limited (Formerly known as Heramec Ltd.)
3.	Subsidiary	Heramec Oil & Gas (Singapore) Pte Ltd.
4.	Subsidiary	Alkor Petro Overseas Ltd.

The interim financial information of above subsidiary companies have been reviewed / audited by their auditors, and have been furnished to us by the Holding Company's management. Our Conclusion on the Statement, and our report in terms of Regulation 33 of the SEBI (Listing Obligations and Disclosure Requirements) Regulations, 2015 (as amended), read with SEBI Circular, in so far as it relates to the aforesaid subsidiaries are based solely on such audited / reviewed interim financial information.

Our conclusion is not modified in respect of this matter.

For, G M C A & CO.  
Chartered Accountants  
FRN: 109850W



CA. Mitt S. Patel  
Partner  
Membership No: 163940

Place: Ahmedabad  
Date: 14<sup>th</sup> November, 2024



**GUJARAT NATURAL RESOURCES LIMITED**

Regd. Office : 906-910, 9th Floor, Anam-1 Nr. Parimal Garden, Ellisbridge, Ahmedabad. -380006.

CIN : L27100GJ1991PLC016158

**STATEMENT OF CONSOLIDATED UNAUDITED FINANCIAL RESULTS FOR THE QUARTER ENDED SEPTEMBER 30, 2024**

(Rs. in Lakhs except per share data)

Sr no	Particulars	Quarter Ended			Six Month Ended		Year Ended
		30/09/2024	30/06/2024	30/09/2023	30/09/2024	30/09/2023	31/03/2024
		Unaudited	Unaudited	Unaudited	Unaudited	Unaudited	Audited
1	<b>Income from Operations</b>						
	(a) Revenue from operations	492.82	641.14	700.49	1133.96	1313.88	2739.68
	(b) Other Income	9.27	7.68	36.97	16.95	43.55	30.69
	<b>Total Income</b>	<b>502.09</b>	<b>648.82</b>	<b>737.45</b>	<b>1150.91</b>	<b>1357.42</b>	<b>2770.37</b>
2	<b>Expenses</b>						
	(a) Cost of Materials consumed	0.00	0.00	0.00	0.00	0.00	0.00
	(b) Purchase of stock-in-trade	0.00	0.00	0.00	0.00	0.00	0.00
	(c) Increase/Decrease in inventories of FG, WIP and stock-in-trade	2.55	2.86	1.86	5.41	-1.49	0.48
	(d) Employee benefits expense	94.35	93.50	88.36	187.85	177.48	385.49
	(e) Finance Cost	65.54	6.59	66.20	72.13	72.17	262.85
	(f) Depreciation and amortisation expense	158.28	169.48	240.41	327.76	396.46	752.76
	(g) Other expenses	227.04	288.57	646.97	515.61	899.50	1799.43
	<b>Total Expenses</b>	<b>547.76</b>	<b>561.00</b>	<b>1043.79</b>	<b>1108.76</b>	<b>1544.11</b>	<b>3201.01</b>
3	<b>Profit/(loss) before exceptional items and tax (1-2)</b>	<b>-45.67</b>	<b>87.82</b>	<b>-306.34</b>	<b>42.15</b>	<b>-186.69</b>	<b>-430.64</b>
4	Exceptional Items	0.00	0.00	0.00	0.00	0.00	0.00
5	<b>Profit/(Loss) before Extraordinary Items (3-4)</b>	<b>-45.67</b>	<b>87.82</b>	<b>-306.34</b>	<b>42.15</b>	<b>-186.69</b>	<b>-430.64</b>
6	Extraordinary Items	0.00	0.00	0.00	0.00	0.00	0.00
7	<b>Profit/(Loss) before tax (5-6)</b>	<b>-45.67</b>	<b>87.82</b>	<b>-306.34</b>	<b>42.15</b>	<b>-186.69</b>	<b>-430.64</b>
8	<b>Tax Expense</b>						
	(a) Current tax	0.00	8.00	0.00	0.00	0.00	0.00
	(b) Deferred tax	0.00	0.00	-5.75	0.00	-5.75	-42.60
	<b>Total Tax Expenses</b>	<b>0.00</b>	<b>8.00</b>	<b>-5.75</b>	<b>0.00</b>	<b>-5.75</b>	<b>-42.60</b>
9	<b>Profit / (Loss) for the period from continuing operations (7-8)</b>	<b>-45.67</b>	<b>79.82</b>	<b>-300.59</b>	<b>42.15</b>	<b>-180.94</b>	<b>-388.04</b>
10	<b>Profit (Loss) from discontinuing operations</b>	0.00	0.00	0.00	0.00	0.00	0.00
11	<b>Tax Expense of discontinuing operations</b>	0.00	0.00	0.00	0.00	0.00	0.00
12	<b>Profit (Loss) from discontinuing operations (after tax)(10-11)</b>	<b>0.00</b>	<b>0.00</b>	<b>0.00</b>	<b>0.00</b>	<b>0.00</b>	<b>0.00</b>
13	Share of Profit / ( Loss) of associates *	0.00	0.00	0.00	0.00	0.00	0.00
14	Minority Interest *	0.00	0.00	0.00	0.00	0.00	0.00
15	<b>Other Comprehensive Income</b>						
	<b>A(i) Items that will not be reclassified to profit or loss</b>	0.00	0.00	0.00	0.00	0.00	0.00
	<b>(ii) Income tax relating to items that will not be reclassified to profit or loss</b>	0.00	0.00	0.00	0.00	0.00	0.00
	<b>B (i) Items that will be reclassified to profit or loss</b>	0.00	0.00	0.00	0.00	0.00	0.00
	<b>ii) Income tax relating to items that will be reclassified to profit or loss</b>	0.00	0.00	0.00	0.00	0.00	0.00
	<b>Other Comprehensive Income for the period</b>	<b>0.00</b>	<b>0.00</b>	<b>0.00</b>	<b>0.00</b>	<b>0.00</b>	<b>0.00</b>
16	<b>Total Comprehensive Income for the period</b>	<b>-45.67</b>	<b>79.82</b>	<b>-300.59</b>	<b>42.15</b>	<b>-180.94</b>	<b>-388.04</b>
17	<b>Total Comprehensive Income attributable to :</b>						
	Share of Profit / ( Loss) of associates *	0.00	0.00	0.00	0.00	0.00	0.00
	Minority Interest *	0.00	0.00	0.00	0.00	0.00	0.00
18	Paid-up equity share capital (Face value of Rs. 10/- each)	8025.16	8025.16	8025.16	8025.16	8025.16	8025.16
19	Other Equity				2924.23	3090.17	2884.51
20	<b>Earnings Per Share (before exceptional items) (not annualised):</b>						
	(a) Basic	-0.06	0.10	-0.37	0.05	-0.23	-0.48
	(b) Diluted	-0.06	0.10	-0.37	0.05	-0.23	-0.48
	<b>Earnings Per Share (after exceptional items) (not annualised):</b>						
	(a) Basic	-0.06	0.10	-0.37	0.05	-0.23	-0.48
	(b) Diluted	-0.06	0.10	-0.37	0.05	-0.23	-0.48

**Notes:**

- The above consolidated financial results have been reviewed by the Audit Committee and approved by the Board of Directors in their meeting held on November, 14, 2024. The Limited Review under Regulation 33 of the SEBI (Listing Obligations and Disclosure Requirements) Regulations, 2015 has been carried out by the statutory auditors. The Limited Review Report does not contain any observation which could have an impact on the results for the quarter ended September 30, 2024.
- The Company adopted the Indian Accounting Standards ('Ind AS') effective 1st April, 2017 (transition date 1st April, 2016). The financial results have been prepared in accordance with Ind AS as prescribed under Section 133 of the Companies Act, 2013 read with the relevant Rules issued there under.
- Company operates only in single segment i.e. Oil and Gas sector.
- Previous period's figures have been regrouped/rearranged wherever necessary to confirm to the current period's classification.

For, GUJARAT NATURAL RESOURCES LTD.

*Shalin A Shah*  
SHALIN A SHAH

MANAGING DIRECTOR  
DIN : 00297447

Date : 14/11/2024  
Place : Ahmedabad





<b>GUJARAT NATURAL RESOURCES LIMITED</b>			
<b>STATEMENT OF CONSOLIDATED UNAUDITED ASSETS AND LIABILITIES</b>			
(Rs.in Lakhs )			
Particulars		As at 30/09/2024	As at 31/03/2024
<b>A</b>	<b>ASSETS</b>		
	<b>1 Non-current Assets</b>		
(a)	Property , Plant and Equipment	4,150.42	4,442.29
(b)	Other Intangible assets	0.00	0.00
(c)	Goodwill	1,154.78	1,151.29
(d)	Capital work in progress	2,138.80	2,097.62
(e)	Intangible assets under development		
(f)	<b>Financial Assets :</b>		
(i)	Investments	0.00	0.00
(ii)	Deferred tax assets (Net)	0.00	0.00
(iii)	Loans	746.46	254.58
(iv)	Other non-current assets	292.75	225.66
	<b>Sub-total - Non-current Assets</b>	<b>8,483.22</b>	<b>8,171.45</b>
	<b>2 Current Assets</b>		
(a)	Inventories	366.32	371.72
(b)	<b>Financial Assets :</b>		
(i)	Investments	-	-
(ii)	Trade Receivables	233.82	259.96
(iii)	Cash and Cash Equivalents	502.71	545.49
(iv)	Loans	6,780.98	6,160.43
(c)	Other current assets	708.56	441.19
	<b>Sub-total - Current Assets</b>	<b>8,592.39</b>	<b>7,778.80</b>
	<b>TOTAL - ASSETS</b>	<b>17,075.60</b>	<b>15,950.25</b>
<b>B</b>	<b>EQUITY AND LIABILITIES</b>		
	<b>Shareholders' Funds</b>		
(a)	Share Capital	8,025.16	8,025.16
(b)	Other Equity	2,924.23	2,884.51
	<b>Sub-total - Shareholders' Funds</b>	<b>10,949.40</b>	<b>10,909.67</b>
	<b>1 Liabilities</b>		
	<b>Non-current Liabilities</b>		
(a)	<b>Financial Liabilities :</b>		
(i)	Borrowings	1,498.58	1,698.92
(b)	Deferred Tax Liabilities (Net)	260.32	260.31
(c)	Provisions	-	-
(d)	Other Non Current Liabilities	0.00	2.00
	<b>Sub-total - Non-current liabilities</b>	<b>1,758.90</b>	<b>1,961.23</b>
	<b>2 Current Liabilities</b>		
(a)	<b>Financial Liabilities :</b>		
(i)	Borrowings	3,958.33	2,374.95
(ii)	Trade Payables		
	(i) Total outstanding dues to Micro and Small Enterprises	-	-
	(ii) Total outstanding dues of creditors other than Micro and Small Enterprises	158.31	333.43
(b)	Other Current Liabilities	219.61	332.50
(c)	Current Tax Liabilities ( Net )	-	-
(d)	Provisions	31.05	38.46
	<b>Sub-total - Current Liabilities</b>	<b>4,367.30</b>	<b>3,079.34</b>
	<b>TOTAL - EQUITY AND LIABILITIES</b>	<b>17,075.60</b>	<b>15,950.25</b>





**GUJARAT NATURAL RESOURCES LIMITED**

**UNAUDITED CONSOLIDATED CASH FLOW STATEMENT FOR THE HALF YEAR ENDED 30 SEPTEMBER , 2024**

(Rs.In Lakhs)

Particulars	01-04-2024 to 30-09-2024	01-04-2023 to 31-03-2024
<b>A Cash flow from Operating Activities</b>		
Net Profit Before Tax	42.15	(430.64)
Adjustments for:		
Add Depreciation	327.76	752.76
Less Dividend Income	-	-
less Interest Income	-	-
Add Interest Expenses	72.13	262.85
Add Adjustment due to Consolidation	(5.89)	(7.98)
<b>Operating Profit / (Loss) before Working Capital Changes</b>	<b>436.15</b>	<b>576.99</b>
Adjustments for:		
Increase/(Decrease) in Trade Payable	(175.12)	(478.47)
Increase/(Decrease) in other current liabilities	(112.89)	122.38
Increase/(Decrease) in Short Term Borrowings	1,583.38	443.39
Increase/(Decrease) in Provisions	(7.41)	(21.91)
(Increase)/Decrease in Trade Receivables	26.14	(77.37)
(Increase)/Decrease in inventories	5.40	20.21
(Increase)/Decrease in Short term Loans & Advances	(620.55)	(776.99)
(Increase)/Decrease in Other Current Asset	(267.37)	(11.72)
<b>Cashflow generated from Operating Activities</b>	<b>867.74</b>	<b>(203.47)</b>
Income Tax Paid ( Net of Refund)	-	-
<b>Net Cashflow generated from Operating Activities A</b>	<b>867.74</b>	<b>(203.47)</b>
<b>B Cash flow from Investment Activities</b>		
Purchase of Property , Plant and Equipment	(77.33)	71.93
Change in Other Equity	-	-
Sale of Assets	0.26	-
Sale of Investments	-	-
Purchase of Investments	-	-
Interest Income	-	-
Dividend Income	-	-
<b>Net Cashflow generated from Investments Activities B</b>	<b>(77.07)</b>	<b>71.93</b>
<b>C Cash flow from Financiag Activities</b>		
Interest Expenses	(72.13)	(262.85)
Issue of Convert	-	-
Proceeds/(Repayment) towards share capital	-	-
(Increase)/Decrease in other non-current assets	(67.09)	304.33
(Increase)/Decrease in Long term loans & advances	(491.88)	(2.12)
Increase/(Decrease) in Other Non Current liabilities	(2.00)	(8.00)
Money received against share warrant	-	(3.02)
Net Change in Unsecured Loans Taken	(200.34)	45.34
<b>Net Cashflow generated from Financing Activities C</b>	<b>(833.44)</b>	<b>73.69</b>
<b>Net Change in Cash &amp; Cash Equivalent (A+B+C)</b>	<b>(42.78)</b>	<b>(57.85)</b>
Opening Cash & Cash Equivalents	545.49	603.34
<b>Closing Cash &amp; Cash Equivalents</b>	<b>502.71</b>	<b>545.49</b>

