

ॐ Omkar Pharmachem Ltd.

Date: 12.11.2024

To,
BSE Limited,
Phiroze Jeejeebhoy Towers,
Dalal Street, Mumbai-400001

Sub: - Unaudited Financial Result of the Company under Regulation 33 of the SEBI (Listing Obligations And Disclosure Requirements) Regulations, 2015 for the Quarter and half year ended on 30th September, 2024

Company Scrip Code: 532167

Dear Sir(s),

Pursuant to the provisions of Regulation 33 of the SEBI (Listing Obligations And Disclosure Requirements) Regulations 2015, please find enclosed herewith:



Unaudited Financial Results of the Company along with Statement of Assets and Liabilities, Cash Flow Statement and Limited Review Report for the Quarter and half year ended on 30th September, 2024.

The aforesaid result has been approved by the Board of Directors at their meeting held on 12th November, 2024.

This is for your information and record.

Thanking You,

Yours faithfully,
For Omkar Pharmachem Limited



Bhawani Shankar Goyal
(Managing Director)

DIN: 03255804

Address: House No. - 155/2, First Floor, Gali No - 2

Near Gurudwara, Govindpuri, Kalkaji- 110019

Delhi

Encl: a/a

Limited Review Report to the Board of Directors of **Omkar Pharmachem Limited** for quarter and half year ended on 30th September, 2024


We have reviewed the accompanying statement of unaudited financial results of **Omkar Pharmachem Limited** for quarter and half year ended on 30th September, 2024.

This statement is the responsibility of the Company's management and has been approved by the Board of Directors. Our responsibility is to issue a report on these financial statements based on our review.

This Statement, which is the responsibility of the Company's Management and approved by the Company's Board of Directors, has been prepared in accordance with the recognition and measurement principles laid down in Indian Accounting Standard 34, (Ind AS 34) "Interim Financial Reporting" prescribed under Section 133 of the Companies Act, 2013 as amended, read with relevant rules issued thereunder and other accounting principles generally accepted in India. Our responsibility is to express a conclusion on the Statement based on our review.


We conducted our review in accordance with the Standard on Review Engagement (SRE) 2410, "Review of Interim Financial Information Performed by the Independent Auditor of the Entity" issued by the Institute of Chartered Accountants of India. This standard requires that we plan and perform the review to obtain moderate assurance as to whether the financial statements are free of material misstatement. A review is limited primarily to inquiries of company personnel and analytical procedures applied to financial data and; thus provides less assurance than an audit. We have not performed an audit and accordingly, we do not express an audit opinion.

Based on our review conducted as above, nothing has come to our notice that causes us to believe that the accompanying statement of unaudited financial results prepared in accordance with applicable accounting standards and other recognized accounting practices and policies has not disclosed the information required to be disclosed in



terms of Regulation 33 of the SEBI (Listing Obligations and Disclosure Requirements) Regulations, 2015 including the manner in which it is to be disclosed, or that it contains any material misstatement.

For, Dipal R. Shah & Co.
Chartered Accountant
FRN 126576W



D. R. Shah

(CA Dipal R. Shah)
Partner

Mem. No. : 119628

UDIN: 24119628BKBGZY8496

Place: Ahmedabad
Date : 12/11/2024

30 Omkar Pharmachem Ltd.

Statement of Assets and Liabilities as at 30th September, 2024			(Rs. in lakhs)
Particulars	As at 30-09-2024	As at 31-03-2024	
	(Unaudited)	(Audited)	
ASSETS			
Non-current Assets			
a) Property, plant and equipment	1.00	0.81	
b) Capital work-in-progress	0.00	0.00	
c) Goodwill on consolidation	0.00	0.00	
d) Other intangible assets	0.00	0.00	
e) Intangible assets under development	0.00	0.00	
f) Financial assets	0.00	0.00	
i) Investments			
a) Investment in associate	0.00	0.00	
b) Investments in joint ventures	0.00	0.00	
c) Other Investments	930.00	930.00	
ii) Other Financial Assets	0.00	0.00	
g) Deferred tax assets (net)	10.02	10.02	
h) Other non current assets	0.00	0.00	
Total Non-current Assets	941.02	940.83	
Current Assets			
a) Inventories	0.00	0.00	
b) Financial assets			
i) Other Investments	0.00	0.00	
ii) Trade receivables	4.86	4.76	
iii) Cash and cash equivalents	17.75	7.16	
iv) Bank balances other than iii) above	0.00	0.00	
v) Other financial assets	0.00	0.00	
c) Other current assets	8.56	6.49	
Total Current Assets	31.17	18.41	
Total Assets	972.19	959.24	
EQUITY AND LIABILITIES			
Equity			
a) Equity share capital	1008.37	1008.37	
b) Other equity : Reserve and Surplus	-71.35	(85.09)	
Equity attributable to the owners of the company	937.02	923.28	
Non-controlling interests	0.00	0.00	
Total Equity	937.02	923.28	
Non-current liabilities			
Financial liabilities			
a) Borrowings	0.00	0.00	
b) Provisions	0.43	0.43	
c) Deferred tax liabilities(Net)	0.00	0.00	
Total Non-current Liabilities	0.43	0.43	
Current Liabilities			
a) Financial liabilities			
i) Borrowings	30.31	30.31	
ii) Trade Payables	2.44	1.77	
iii) Other financial liabilities	0.00	0.00	
b) Provisions	0.00	0.00	
c) Other current liabilities	1.99	3.45	
Total-current Liabilities	34.74	35.53	
Total Liabilities	35.17	35.96	
Total Equity and Liabilities	972.19	959.24	

8/11/24



39 Omkar Pharmachem Ltd.

Statement of Standalone Unaudited Financial Results for the Quarter and Six Months ended 30th September, 2024							
Sr. No	Particulars	Quarter Ended On			Six Months Ended On		Year Ended
		30-09-2024	30-06-2024	30-09-2023	30-09-2024	30-09-2023	31-03-2024
		(Unaudited)	(Unaudited)	(Unaudited)	(Unaudited)	(Unaudited)	(Audited)
Part-I							
1	Income from operations						
	a) Net Sales/ Income from Operations	0.00	0.00	0.00	0.00	0.00	0.00
	b) Other Operating Income	13.50	13.50	13.50	27.00	27.00	54.00
2	Other Income	0.00	0.00	0.00	0.00	0.00	0.35
3	Net Total Income	13.50	13.50	13.50	27.00	27.00	54.35
4	Expenses						
	a) Cost of material consumed	0.00	0.00	0.00	0.00	0.00	0.00
	b) Purchase of Stock-in-trade	0.00	0.00	0.00	0.00	0.00	0.00
	c) Changes in Inventories of Finished Goods, WIP and Stock-in trade	0.00	0.00	0.00	0.00	0.00	0.00
	d) Employee benefits expenses	3.37	3.78	3.70	7.16	6.64	15.79
	e) Finance Cost	0.00	0.00	0.00	0.00	0.00	2.91
	f) Depreciation and Amortization Expenses	0.12	0.09	0.14	0.21	0.20	0.49
	g) Other Expenses	1.16	4.73	0.61	5.89	6.28	9.88
	Total Expenses	4.65	8.60	4.45	13.26	13.12	29.07
5	Profit(Loss) from operations before						
	Exceptional Items & Taxes (3-4)	8.85	4.90	9.05	13.74	13.88	25.28
6	Exceptional items:	0.00	0.00	0.00	0.00	0.00	0.00
7	Profit(Loss) before Tax (5+6)	8.85	4.90	9.05	13.74	13.88	25.28
8	Tax Expense	0.00	0.00	0.00	0.00	0.00	6.37
9	Profit(Loss) for the period (7-8)	8.85	4.90	9.05	13.74	13.88	18.91
10	Other Comprehensive Income (Expense)	0.00	0.00	0.00	0.00	0.00	0.00
11	Total Comprehensive Income for the period (9+10)	8.85	4.90	9.05	13.74	13.88	18.91
12	Paid up Equity Share Capital (Face Value Rs. 10/-each)	1008.37	1008.37	1008.37	1008.37	1008.37	1008.37
13	Other Equity	-	-	-	-	-	(85.09)
14	Earning Per Share(before & after extraordinary items)(of Rs. 10 each)(not annualised) Basic and diluted Rs.	0.0878	0.0486	0.0898	0.1363	0.1376	0.1875



39 Omkar Pharmachem Ltd.

Unaudited Cash flow statement for the half year ended on 30th September, 2024 (Rs. in lakhs)

Particulars	Half year ended	Half year ended
	30th September, 2024	30th September, 2023
A. CASH FLOW FROM OPERATING ACTIVITIES		
Net profit before tax and exceptional items	13.74	13.88
Adjustment For :		
Depreciation	0.21	0.20
Net interest paid (received)	0.00	0.00
Operating profit before working capital change	13.95	14.08
Adjustment For :		
Trade and other receivables	(2.17)	(2.70)
Trade and other payable	(0.78)	(2.54)
Cash Generated from operation	11.00	8.84
Cash flow before extra ordinary items	0.00	0.00
(Less) IncomeTaxPaid including AdvanceTax/TDS less refund	0.00	0.00
NET CASH FLOW FROM OPERATING ACTIVITIES	11.00	8.84
B. CASH FLOW FROM INVESTING ACTIVITIES		
Sale of Property, plant and equipment (Land)	0.00	0.00
Sale of Investment	0.00	0.00
Purchase of Property, plant and equipment	(0.40)	(0.93)
NET CASH USED IN INVESTING ACTIVITIES	(0.40)	(0.93)
C. CASH FLOW FROM FINANCIAL ACTIVITIES		
Interest received/(paid)	0.00	0.00
Short Term Borrowings	(0.00)	(13.00)
NET CASH FLOW FROM FINANCIAL ACTIVITIES	(0.00)	(13.00)
TOTAL CASH FLOW	10.59	(5.09)
NET INCREASE/DECREASE IN CASH AND CASH EQUIVALENTS :		
Opening Cash and Cash Equivalents	7.16	13.27
Closing Cash and Cash Equivalents	17.75	8.18
NET INCREASE/DECREASE IN CASH AND CASH EQUIVALENTS	10.59	(5.09)

Notes:

1. The above results have been reviewed by the Audit committee & approved by the Board of Directors at their respective meeting held on 12-11-2024
2. Corrospending previous period figures are regrouped/rearranged wherever necessary, to make them comparable.
3. The Financial Result for the Quarter and Half year ended on 30-09-2024 has been prepared in accordance with IND-AS specified under section 133 of the Companies Act and rules made thereunder.
4. The IND-AS regarding segment reporting is not applicable to the company.

Date : 12-11-2024
Place: Ahmedabad

By order of the Board

(Bhawani Shankar Goyal)

Managing Director

DIN No. 03255804

H House No.155/2, First Floor, Gali No - 2, Near
D Gurudwara, Govindpuri, Kalkaji, Delhi-110019