



GUJARAT THEMIS BIOSYN LIMITED

CIN: L24230GJ1981PLC004878

REGD. OFFICE & FACTORY: 69/C GIDC INDUSTRIAL ESTATE,
VAPI – 396 195, DIST. VALSAD, GUJARAT, INDIA

TEL: 0260-2430027 / 2400639

E-mail: hrm@gtbl.in.net

GTBL: CS: BSE-CORR/2024-25

25th October, 2024

The Manager,
Corporate Relationship Department,
BSE Limited,
Floor 25, Phiroze Jeejeebhoy Towers,
Dalal Street, Mumbai- 400001.
Scrip Code – 506879

Dear Sir / Madam,

Sub: Investor Presentation

In terms of Regulation 30 of the SEBI (Listing Obligations and Disclosure Requirements) Regulations, 2015 (as amended), we submit herewith the Investors' Presentation of the Company, with respect to Business Overview of Gujarat Themis Biosyn Limited ('the Company').

Further, a copy of the same is also available on the website of the Company, viz., <http://www.gtbl.in/>

Kindly take the above on record and acknowledge receipt of the same.

Thanking you,

Yours faithfully,

For **Gujarat Themis Biosyn Limited**

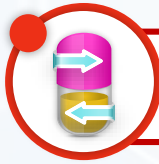
Vineet Gawankar
Company Secretary and Compliance Officer



Gujarat Themis Biosyn Limited

Investor Presentation

Q2 & H1 FY2024-25



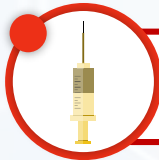
Disclaimer



*This presentation has been prepared by **Gujarat Themis Biosyn Limited (the “Company” or “GTBL”)** solely for information purposes and does not constitute any offer, recommendation or invitation to purchase or subscribe for any securities, and shall not form the basis or be relied on in connection with any contract or binding commitment what so ever. No offering of securities of the Company will be made except by means of a statutory offering document containing detailed information about the Company.*

This Presentation has been prepared by the Company based on information and data which the Company considers reliable, but the Company makes no representation or warranty, express or implied. This Presentation may not be all inclusive and may not contain all of the information that you may consider material. Any liability in respect of the contents of, or any omission from, this Presentation is expressly excluded.

Certain matters discussed in this Presentation may contain statements regarding the Company’s market opportunity and business prospects that are individually and collectively forward-looking statements. Such forward-looking statements are not guarantees of future performance and are subject to known and unknown risks, uncertainties and assumptions that are difficult to predict. These risks and uncertainties include, but are not limited to, the performance of the Indian economy and of the economies of various international markets, the performance of the industry in India and world-wide, competition, the company’s ability to successfully implement its strategy, the Company’s future levels of growth and expansion, technological implementation, changes and advancements, changes in revenue, income or cash flows, the Company’s market preferences and its exposure to market risks, as well as other risks. The Company’s actual results, levels of activity, performance or achievements could differ materially and adversely from results expressed in or implied by this Presentation. The Company assumes no obligation to update any forward-looking information contained in this Presentation. Any forward-looking statements and projections made by third parties included in this Presentation are not adopted by the Company and the Company is not responsible for such third party statements and projections.



Management Comment



Commenting on the result, **Dr. Sachin Patel, Director** said:

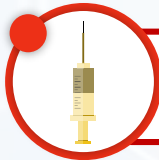
“Performance in the second quarter has been satisfactory despite challenging conditions. Relatively lower production levels, due to factors beyond our control, frequent power failures due to severe monsoon led to process disturbances resulting in lower output. This has led to pressure on top line during the quarter. Production now is back on track. Demand however for both our products remains very strong.

Part of new R&D facility is operational wherein new molecule development work is progressing satisfactorily. The remaining R&D sections are expected to be commissioned in the next few months.

With respect to our API block, batches in the pilot plant are expected to start soon, followed by validation process.

We are also happy to share that civil construction of our additional fermentation capacity is progressing well, and we are in the process of procuring machinery simultaneously.

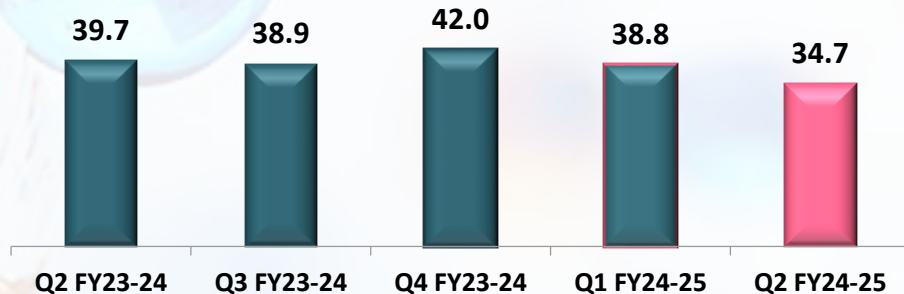
In Q2 FY25, we reported a top line of Rs. 34.7 crores, while EBITDA and PAT stood at Rs. 15.4 crores and Rs. 10.6 crores, respectively. EBITDA margin improved by 204 basis points to 44.3%. The EPS (for each share of face value Re. 1) for the quarter is Rs. 0.97, while TTM EPS stands at Rs. 6.16.”



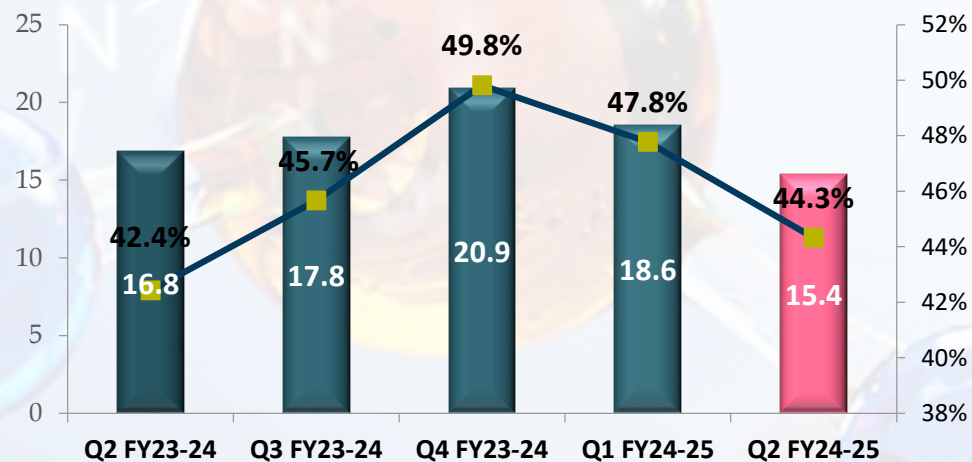
Quarterly Financial Highlights



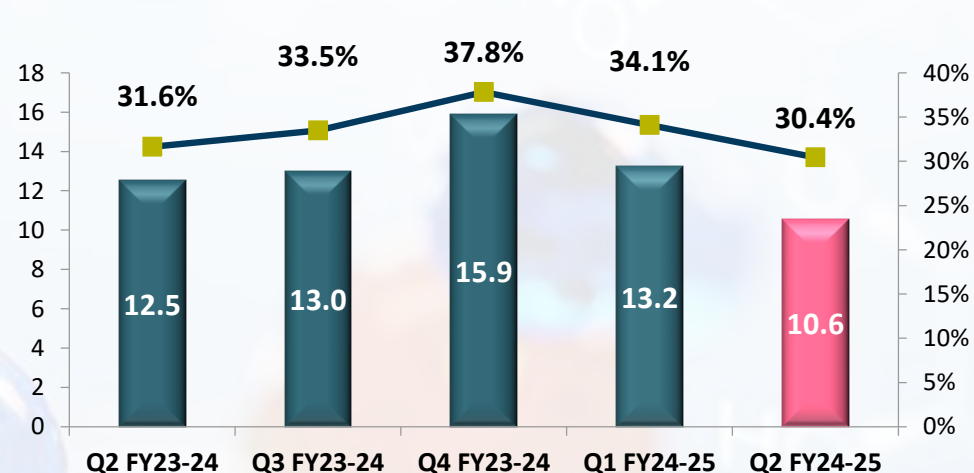
Revenue (Rs. Cr)

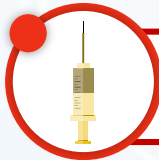


EBITDA (Rs. Cr) / Margin (%)



PAT (Rs. Cr) / Margin (%)





Q2 FY24-25 Financial Highlights



Rs. Crs	Q2 FY24-25	Q2 FY23-24	YoY%	Q1 FY24-25
Income from Operations	34.72	39.54		38.83
Other Operating Income	0.00	0.00		0.00
Total Income from Operations	34.72	39.54	(12.21%)	38.83
Cost of Materials Consumed	6.21	6.76		6.16
Changes In Inventory	(0.97)	1.20		(0.12)
Employee Cost	3.28	3.69		3.20
Other Cost	10.80	11.17		11.04
Total Expenditure	19.33	22.82		20.28
EBITDA	15.39	16.72	(7.97%)	18.55
EBITDA Margin %	44.33%	42.29%	204 bps	47.77%
Other Income	0.32	1.10		0.52
Depreciation	1.44	0.88		1.15
Interest	0.08	0.05		0.07
Profit Before Tax	14.19	16.89	(15.96%)	17.86
Tax	3.62	4.34		4.62
Profit After Tax	10.57	12.54	(15.76%)	13.24
PAT Margin %	30.44%	31.72%	(128 bps)	34.09%
EPS in Rs.	0.97	1.15	(15.65%)	1.21

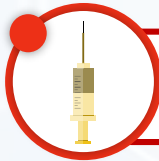
- Power failures due to heavy monsoon led to temporary drop in volumes
- Cost efficiency measures undertaken helped improve EBITDA margin



H1 FY24-25 Financial Highlights



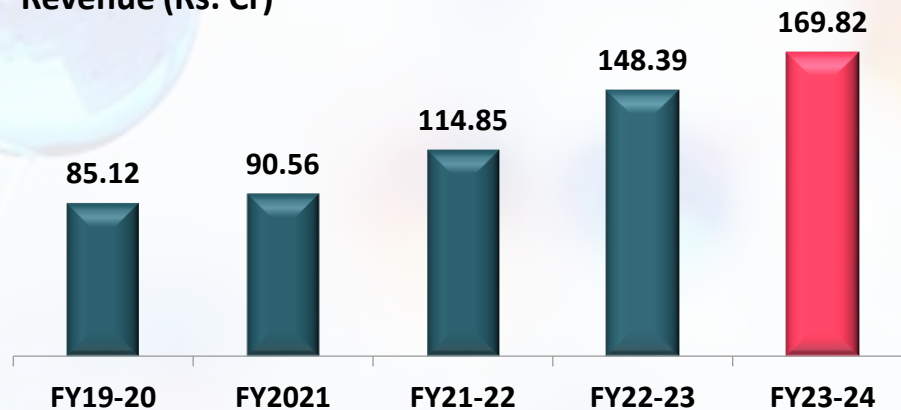
Rs. Crs	H1 FY24-25	H1 FY23-24	YoY%
Income from Operations	73.54	89.03	
Other Operating Income	0.00	0.00	
Total Income from Operations	73.54	89.03	(17.40%)
Cost of Materials Consumed	12.37	13.18	
Changes In Inventory	(1.09)	8.29	
Employee Cost	6.48	5.76	
Other Cost	21.84	21.67	
Total Expenditure	39.60	48.90	
EBITDA	33.94	40.14	(15.44%)
EBITDA Margin %	46.15%	45.08%	107 bps
Other Income	0.84	2.27	
Depreciation	2.58	1.63	
Interest	0.15	0.08	
Profit Before Tax	32.05	40.69	(21.24%)
Tax	8.25	10.43	
Profit After Tax	23.80	30.27	(21.35%)
PAT Margin %	32.37%	33.99%	(162 bps)
EPS in Rs.	2.18	2.78	(21.58%)



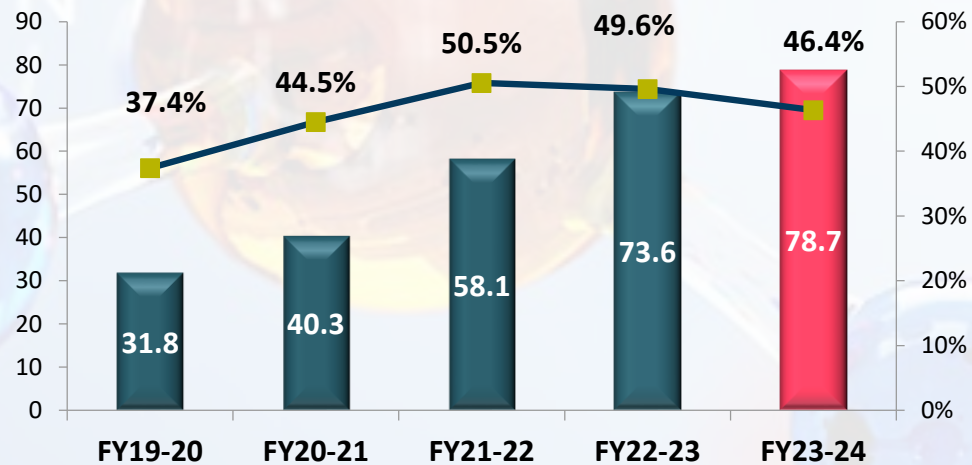
Annual Financial Highlights



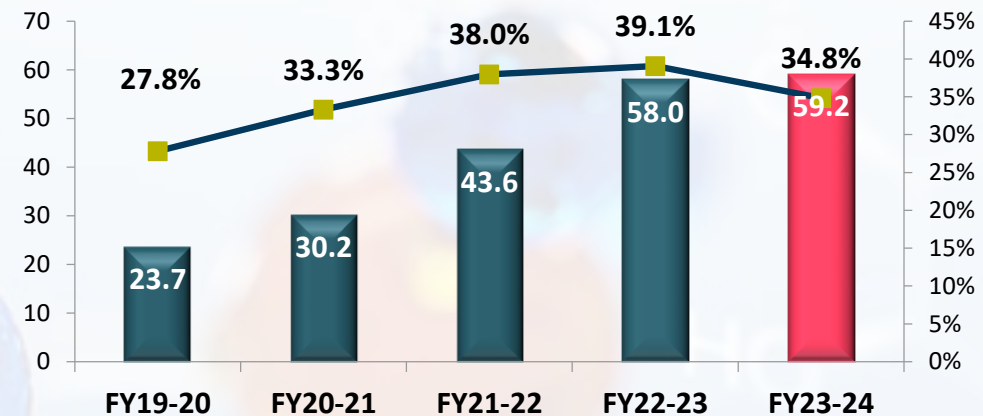
Revenue (Rs. Cr)

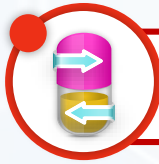


EBITDA (Rs. Cr) / Margin (%)



PAT (Rs. Cr) / Margin (%)





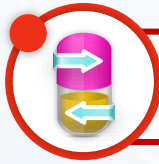
Balance Sheet Highlights – As on 30th September 2024



Rs. Cr.	As on 30 th Sep 2024	As on 31 st Mar 2024
Total Equity & Liabilities		
Shareholders Funds	223.44	201.38
Share Capital	10.90	7.26
R&S	212.54	194.11
Non Current Liabilities	4.04	3.58
Financial Liabilities		
Borrowings	1.12	-
Lease Liabilities	0.45	1.22
Provisions	0.71	0.69
Deferred Tax Liabilities (Net)	1.75	1.66
Current Liabilities	20.68	16.16
Financial Liabilities		
Short term borrowing	0.24	-
Lease Liabilities	1.58	1.54
Trade Payables	12.72	9.91
Other financial liabilities	4.82	3.34
Provisions	0.28	0.31
Other Current Liabilities	0.60	1.06
Current Tax Liability (Net)	0.44	-
Total Equity & Liabilities	248.15	221.11

Rs. Cr.	As on 30 th Sep 2024	As on 31 st Mar 2024
Total Assets		
Non Current Assets	195.91	173.55
Property Plant & Equipment	40.30	35.28
Capital work in progress	136.39	91.22
Right of use Assets	1.93	2.74
Non Current Investments	0.75	0.75
Other Financial Assets	2.61	35.26
Other Non Current Assets	13.74	8.31
Other Intangible Assets	0.19	-
Current Assets	52.25	47.56
Inventories	4.64	3.33
Financial assets		
Investments	-	-
Trade receivables	28.57	27.03
Cash & Cash equivalents	8.38	6.47
Bank balance other than above	1.73	1.69
Short Term Loans	-	-
Other financial assets	8.00	8.18
Other Current Assets	0.93	0.87
Total Assets	248.15	221.11

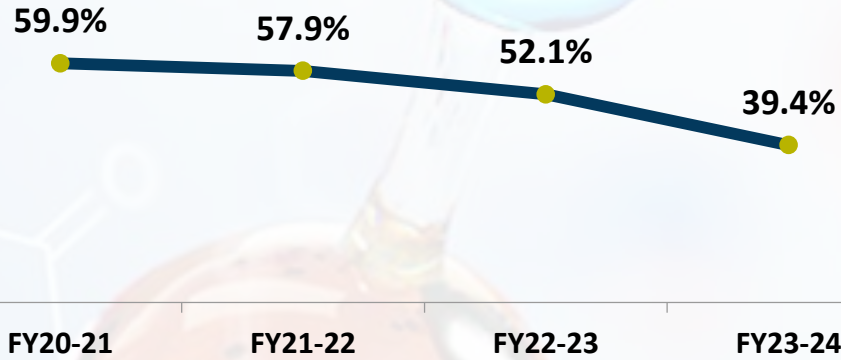
- Board proposed issue of one bonus share for every two equity shares held by equity shareholders of the Company, subject to shareholders, statutory and regulatory approvals



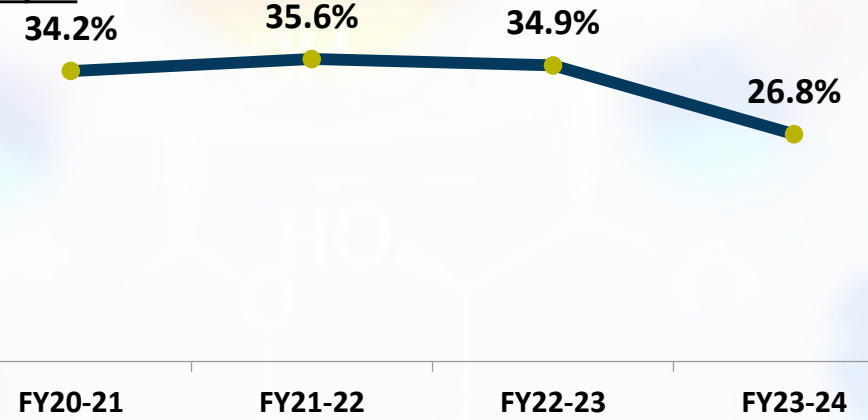
Key Balance Sheet Ratios



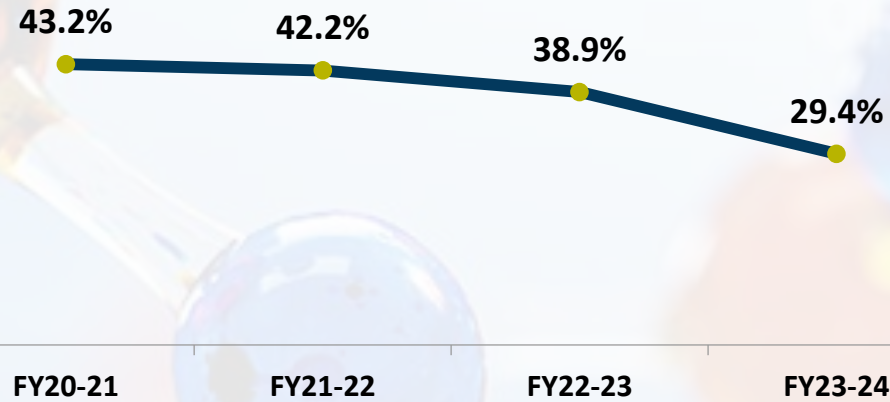
RoCE(%)*



RoA(**)**



RoE(****)



***RoE = Net Profit/Net Worth | **RoA = Net Profit/Average Total Assets / *RoCE = EBIT/(Shareholders Fund + Total Debt-non current investments)



Among India's few Fermentation based Intermediate manufacturer



GTBL among one of India's few fermentation-based manufacturers in pharmaceutical field

- Incorporated in 1981 as joint sector Company with GILC Ltd. and Chemosyn (P) Ltd.
- India's First Company to start commercial production of Antituberculosis drug Rifampicin

Product Portfolio – strong and growing

- Rifamycins – Treatment of Tuberculosis and digestive tract infections
- First to start commercial production of Rifampicin using Fermentation process


Focus on Research and Development

- Company is establishing state of art R&D facilities
- Focus now is to develop new products in line with business strategy

01

02

03



04

05

06

State of Art Manufacturing Facility

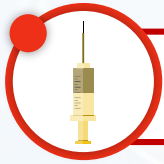
- Plant in Vapi (Gujarat)
- Over 200 Employees engaged at plant site

Strong Collaborations

- TML has been open to Technical and commercial collaborations so that GTBL can adopt best technologies and best processes

Strong Financial Performance

- 29.7% YoY growth in Revenues in FY22-23
- Company is debt-free on net debt basis



Strong & Niche Product Portfolio – Growing at a fast pace



Current Product Portfolio

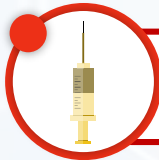
Rifamycin S

- An intermediate for manufacturing drug Rifampicin (Anti biotic used for treatment of several types of bacterial infections, including tuberculosis, Mycobacterium avium complex, leprosy, and Legionnaires' disease)

Rifamycin O

- An intermediate for manufacturing drug Rifaximin (Antibiotic used for treatment of traveler's diarrhea, irritable bowel syndrome, and hepatic encephalopathy)

Fungible Capacities of up to 16,000 KG/Months



Expansion Strategy to Spur Growth



Capex Plan



Research & Development

- ❖ New Product Development
- ❖ R&D Unit Commissioned, as per International Standards
- ❖ R&D Initiatives towards developing new Intermediate molecules



Forward Integration

- ❖ Venturing into API production as part of forward integration strategy
- ❖ Leverage expertise in Rifa-based products, amongst others, to develop range of APIs



Fermentation

- ❖ Expanding fermentation capacity
- ❖ Additional capacity to be used for newly developed products
- ❖ Expand Product portfolio & target domestic as well as export markets



State of Art Manufacturing Facilities at Vapi



Among very few companies in India with fermentation capabilities for Intermediates

Environment Friendly & Sustainable Process Using Aerobic Bacteria for Fermentation



Our Way Ahead



New Product Development & Forward Integration



- In process of identifying new products which have good domestic & export potential
- Company strategizing to move up the value chain through forward integration into API

New Infrastructure Development



- New infrastructure would be compliant with strictest regulatory authorities
- Focusing on enhancing fermentation capacities

Focus on Establishing R&D Centre



- In process of establishing new R&D lab to take care of technology development for new products and for examining whether existing products can be used for more applications

Geographical Diversification



- Further expanding in geographically strategic locations in India
- Targeting at export opportunities

Enhance Capacity to meet future growth



- Requisite Environmental Clearance already obtained for capacity expansion at current location
- Open to both Organic and Inorganic opportunities for growth in Specialty Chemical space



Thank You



For further information, please contact:

Company :

Gujarat Themis Biosyn Limited

Mr. Vineet Gawankar

vineet.gawankar@themismedicare.com

www.gtbl.in

Investor Relations Advisors :

Adfactors PR Pvt. Ltd.

Ms. Savli Mangle - 9833361003

Mr. Rahul Trivedi - 9833541841

savli.mangle@adfactorspr.com

rahul.trivedi@adfactorspr.com

www.adfactorspr.com