

SEC: 11/2024-25

Date: May 23, 2024

National Stock Exchange of India Ltd.

Exchange Plaza, 5th Floor,
Plot No. C/1, G Block,
Bandra- Kurla Complex,
Bandra (East), Mumbai – 400 051

BSE Limited

1st Floor, New Trading Ring,
Rotunda Bldg., P. J. Towers,
Dalal Street, Fort,
Mumbai 400 001

Symbol: PYRAMID

Scrip Code: 543969

Through: NEAPS

Through: BSE Listing Centre

Dear Sir/Madam,

Sub: Investor presentation of earnings call with analysts/ investors.

In compliance with Regulation 30 read with Para A of Part A of Schedule III and other applicable provisions of Securities and Exchange Board of India (Listing Obligations and Disclosure Requirements) Regulations, 2015 and further to our announcements dated May 21, 2024 on earnings conference to be held on May 24, 2024, we enclose herewith a copy of the investor presentation.

The intimation is simultaneously uploaded on the Company's website at <https://pyramidtechnoplast.com/disclosures-under-regulation-46-of-sebi-lodr/>

You are requested to take the same on record.

Thanking you,

Yours faithfully,

For Pyramid Technoplast Limited,

ZOYA Digitally signed
by ZOYA JAHUR
JAHUR SHAIKH
Date: 2024.05.23
SHAikh 12:34:41 +05'30'

Zoya Jahur Shaikh

Company Secretary &

Compliance Officer

ACS 65907

Encl: As above

PYRAMID TECHNOPLAST LIMITED

(Formerly - Pyramid Technoplast Pvt. Ltd.)

CIN : L28129MH1997PLC112723

Regd. Office : Office No. 2, 2nd Floor, Shah Trade Centre, Rani Sati Marg, Near W. E. Highway, Malad (E), Mumbai - 400097. INDIA

+91 22 42761500

+91 22 42761501


yashbarrels@pyramidtechnoplast.com

www.pyramidtechnoplast.com



PYRAMID TECHNOPLAST LTD.

Q4 & FY24 Investor Presentation
May, 2024



Safe Harbor

This presentation and the accompanying slides (the “Presentation”), which have been prepared by Pyramid Technoplast Limited (the “Company”), have been prepared solely for information purposes and do not constitute any offer, recommendation or invitation to purchase or subscribe for any securities, and shall not form the basis or be relied on in connection with any contract or binding commitment whatsoever. No offering of securities of the Company will be made except by means of a statutory offering document containing detailed information about the Company.

This Presentation has been prepared by the Company based on information and data which the Company considers reliable, but the Company makes no representation or warranty, express or implied, whatsoever, and no reliance shall be placed on, the truth, accuracy, completeness, fairness and reasonableness of the contents of this Presentation. This Presentation may not be all inclusive and may not contain all of the information that you may consider material. Any liability in respect of the contents of, or any omission from, this Presentation is expressly excluded. Certain matters discussed in this Presentation may contain statements regarding the Company’s market opportunity and business prospects that are individually and collectively forward-looking statements. Such forward-looking statements are not guarantees of future performance and are subject to known and unknown risks, uncertainties and assumptions that are difficult to predict. These risks and uncertainties include, but are not limited to, the performance of the Indian economy and of the economies of various international markets, the performance of the industry in India and world-wide, competition, the company’s ability to successfully implement its strategy, the Company’s future levels of growth and expansion, technological implementation, changes and advancements, changes in revenue, income or cash flows, the Company’s market preferences and its exposure to market risks, as well as other risks. The Company’s actual results, levels of activity, performance or achievements could differ materially and adversely from results expressed in or implied by this Presentation. The Company assumes no obligation to update any forward-looking information contained in this Presentation. Any forward-looking statements and projections made by third parties included in this Presentation are not adopted by the Company and the Company is not responsible for such third-party statements and projections.

Index

Business Overview & Strategic Update	04
Financial Overview	15
Annexure	22

Pyramid Technoplast: At a glance

26 Years of
Excellence in bulk
Industrial Packaging
Solutions



7
Manufacturing
facilities at Strategic
locations



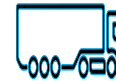
Pan-India
Presence



500+
Satisfied customer



51,489 MTPA
Production
Capacity



62
Fleet of Trucks



500+
Workforce

We Offer:

- **Polymer Drums**
- **IBCs**
- **Metal Drums**



33%
Revenue from Value
Added Product



19%
Revenue CAGR
(FY21-FY24)



0.02x
Net Debt/ Equity
(FY24)

Company Overview



Founded in 1997, Pyramid is a prominent industrial packaging company known for our polymer-based molded products.



Specialize in rigid Intermediate Bulk Containers (IBCs), Polymer Drums and Mild Steel Drums used by the chemical, agrochemical, specialty chemical, and pharmaceutical industries.



Pyramid operates across 7 manufacturing units with capacities of 23,514 MTPA for Polymer Drums, 420,000 Units of IBC, and 10,800 MTPA for MS Drums.



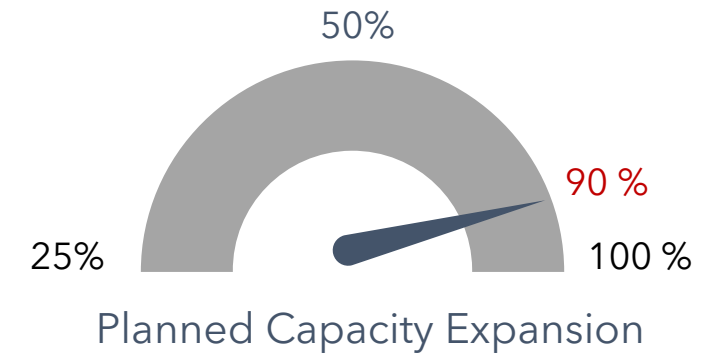
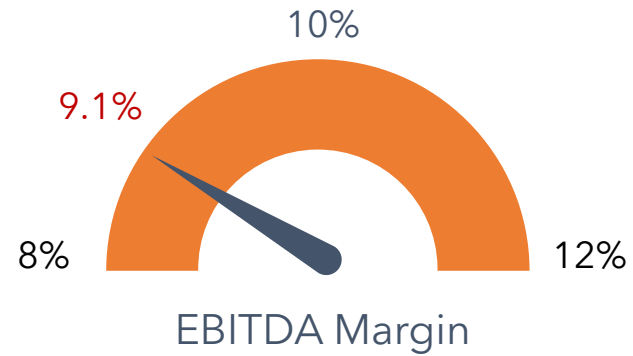
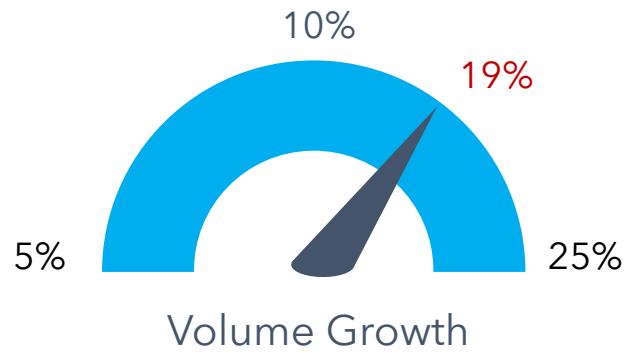
Robust network of domestic and international distributors and vendors, with a commitment to customer satisfaction.



Fully automated machines with advanced blow molding technologies are utilized in the manufacturing process.



FY24 Scorecard




Delivered on volume growth and gained market share. Higher value-added product, IBC sales increased by 27.2%


EBITDA Margin reduced by 170bps due to raw material price weakness and increase in expenses post Unit 7 commissioning. Costs to normalise as capacity utilisation reaches optimal level

Unit 7, line 1 got commissioned well in time. Maharashtra Unit land purchased and construction in progress


Key Highlights: Q4 & FY24




Unit 7 - Line 1 of IBC has reached 50% capacity utilization. Line 2 of IBC to be ordered soon. Proposed Unit 8 land merged into Unit 7 for better efficiency, allowing expansion of both IBC and HDPE polymer drums.



Unit 6 - metal drum capacity was increased from 30k/month to 50k/month by automation. Purchased adjacent land for further capacity expansion. Targeting 70k/month by Sept '24, with potential to reach 90k/month.



Maharashtra Unit - under construction; Total revenue potential is around Rs400cr. Development to be completed in 3 phases over 4-5years. Phase 1 capex to be Rs40-45cr including purchase of land and civil work to be completed by Q4FY25. Gradual ramp up of capacity over FY26 & FY27 to achieve revenue of approx. Rs150cr.



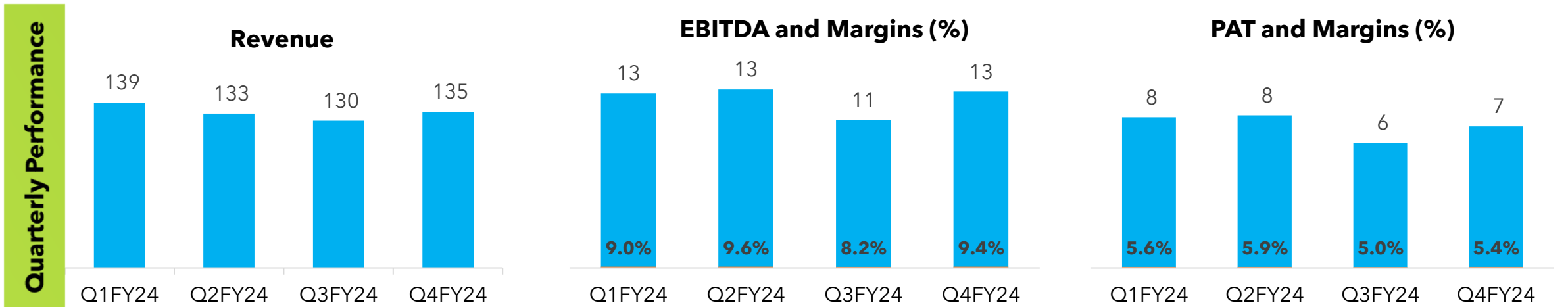
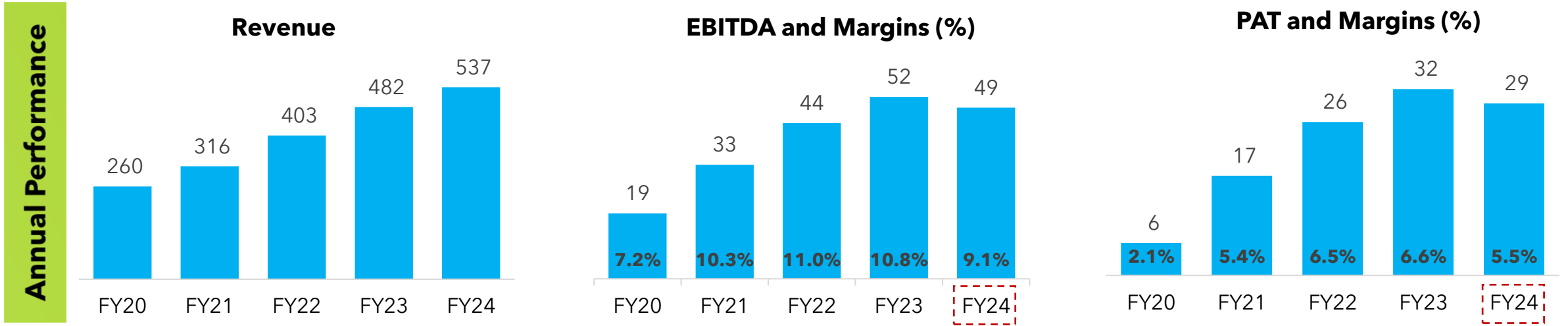
Sharp and continuous fall in raw material prices from Rs112/kg at the start of the year (April'23) to Rs108/kg (Sep'23) and now to Rs99/kg (Mar'24) has impacted margins. Costs reduction is lagging Selling Price. Situation will reverse once raw material prices stabilize or move up.



Chemical sector seeing capacity additions. Pyramid gained market share - volume increase in FY24 YoY for IBC is 27.2%; Metal Drums is 21.1% and HDPE Drums is 16.4%.

Financial Highlights

All amounts in Rs. Cr



*Note Revenue, EBITDA and margin calculations include other income

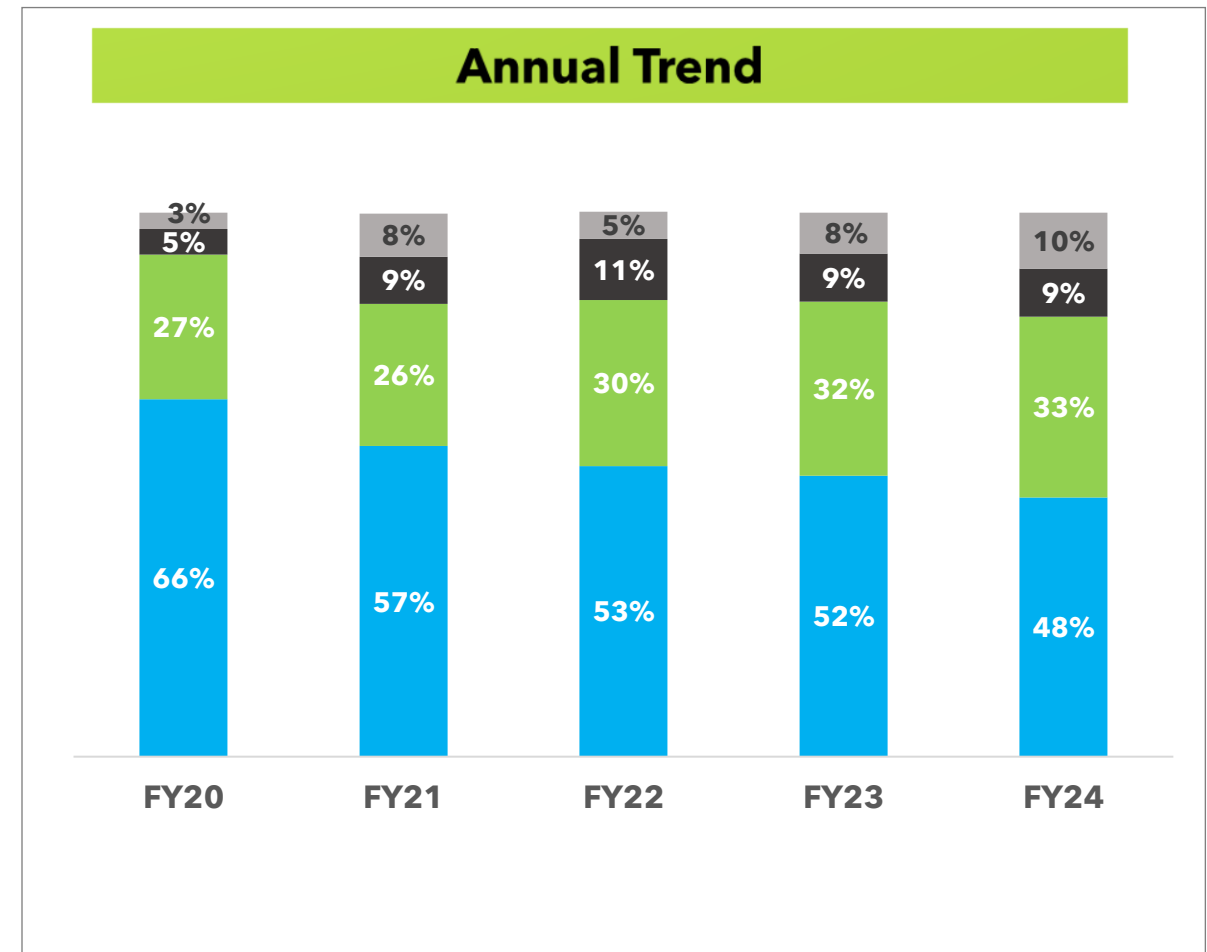
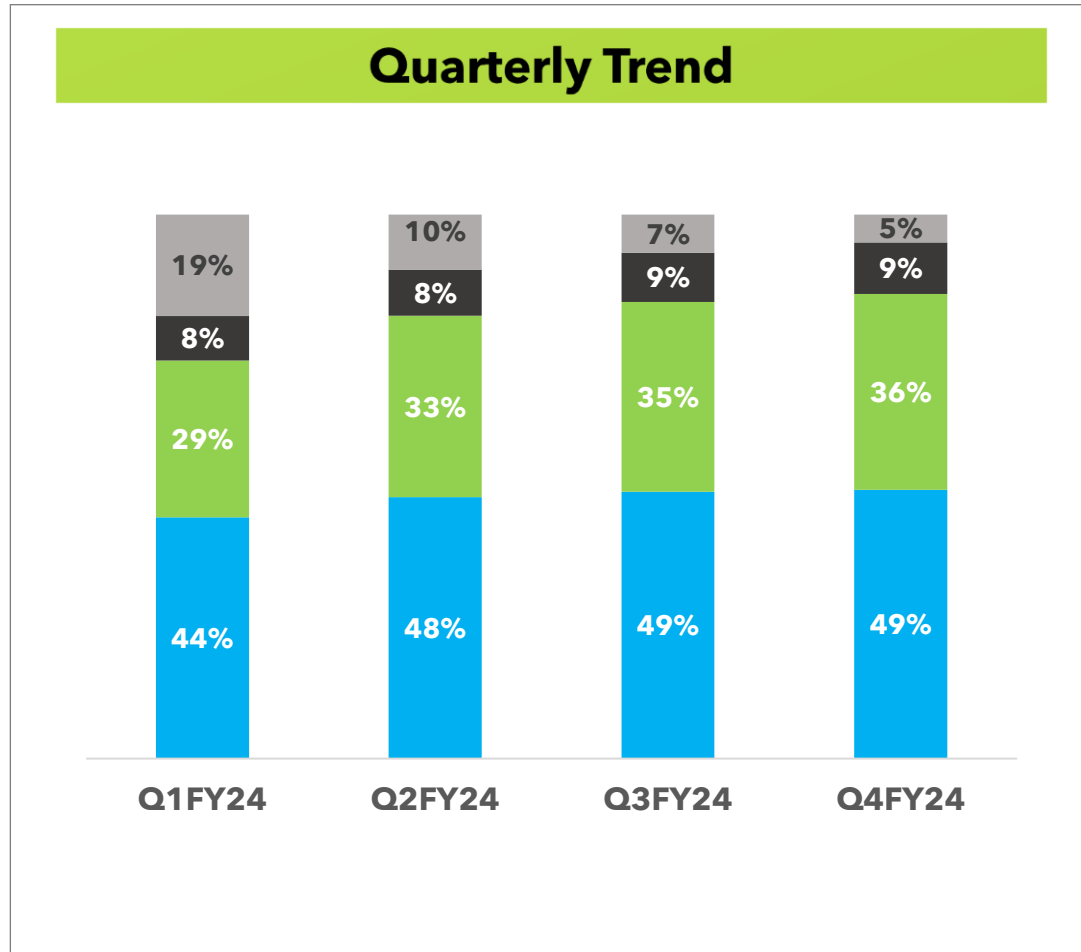
Impacted due to sharp and continuous fall in raw material prices while cost lagged selling price. Also increase in costs due to Unit 7 commissioning

Operational Performance: FY24

	Value					Volume				
Particulars	UoM	FY21	FY22	FY23	FY24	UoM	FY21	FY22	FY23	FY24
Turnover										
<u>Regular Business:</u>										
Polymer Drums	Rs. Cr	179	214	248	254	MTPA	15,930	16,636	16,811	18,950
MS Drums	Rs. Cr	27	45	42	47	MTPA	1,717	2,359	4,726	5,332
Sub Total	Rs. Cr	206	259	290	301	MTPA	17,647	18,995	21,536	24,282
<u>Value Added Product:</u>										
IBC Business	Rs. Cr	82	122	153	177	Units	1,13,701	1,36,448	1,66,737	211,332
<u>*Others</u>	Rs. Cr	25	20	36	55					
Total Revenue	Rs. Cr	314	400	480	532	MTPA	26,448	27,950	29,843	37,659
Capacity Utilization	%	69.10%	74.50%	75.30%	73.10%					

*Others includes sale of raw material, scrap and accessories connected to our products.

Improving Product Mix

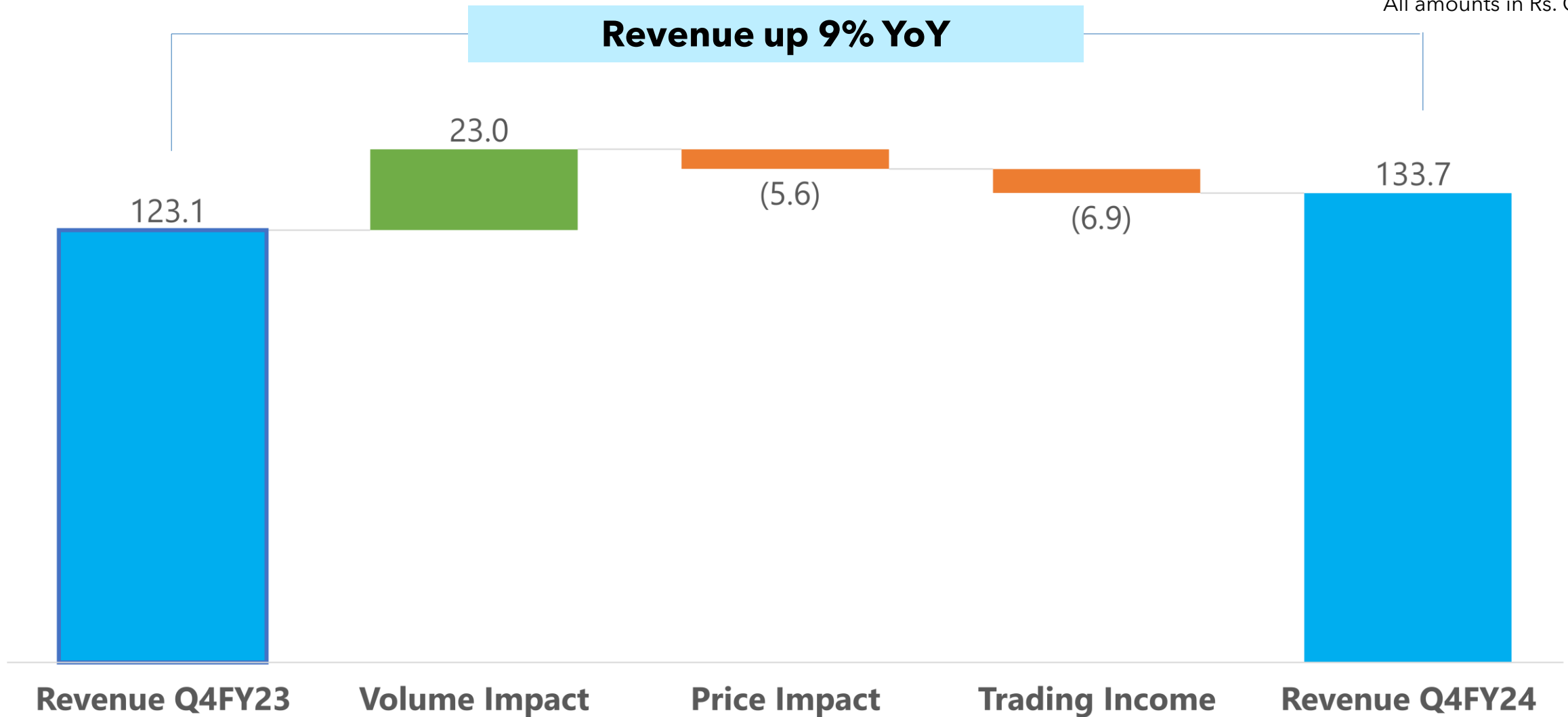


■ Polymer Drums
 ■ IBC
 ■ MS Drums
 ■ Others*

*Others includes trading, sale of raw material, scrap and accessories connected to our products.

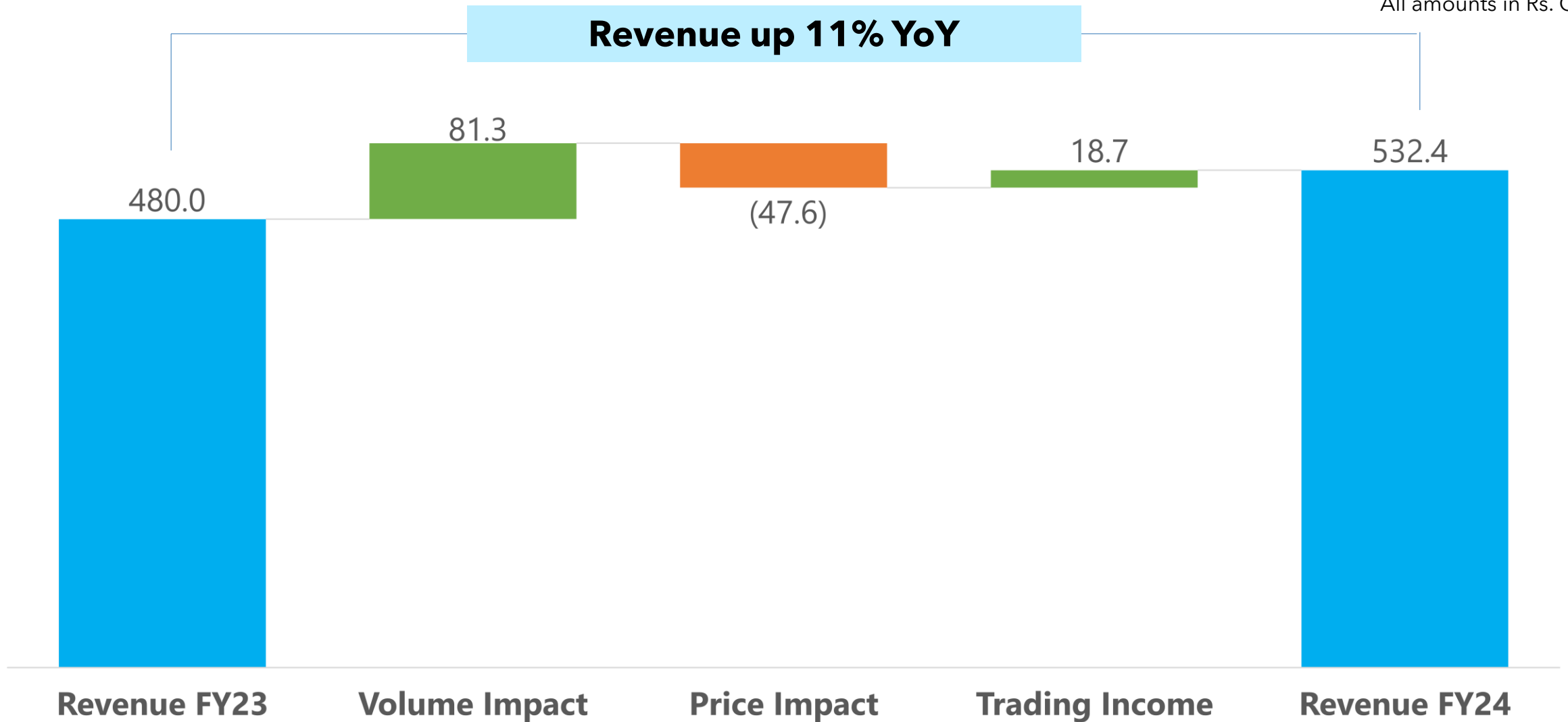
Q4 FY24 Revenue Bridge

All amounts in Rs. Cr



FY24 Revenue Bridge

All amounts in Rs. Cr



Project Update

Unit 6

Land adjacent to Unit 6 acquired. Metal drum capacity to be doubled to 70k units/month by Sep'24.

Unit 7

1st IBC unit was commissioned in Sep'23, has now reached 50% capacity utilization. 2nd IBC unit to be added in FY25.

Unit 8

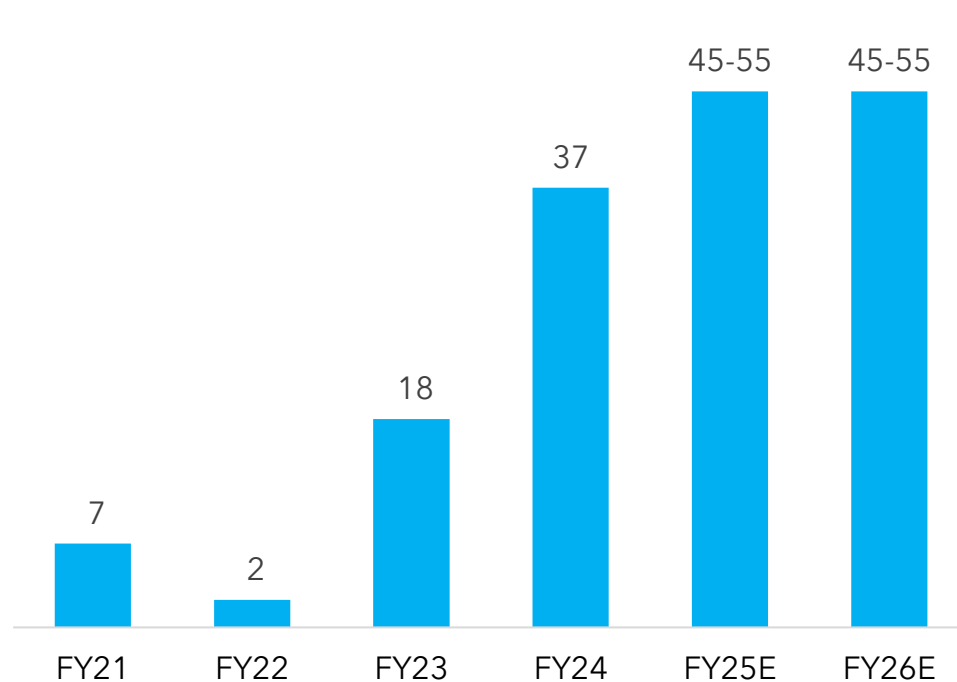
Unit 8 Land has been merged with Unit 7. All IBC and Polymer drum expansion to come here. Civil work to be completed by Dec'24

Mah Unit

Land acquired; Phase 1 construction commenced. Expect Civil work to be completed by Q4FY25. Commercial production in Q1FY26

Capex Trend and Outlook

Capex* (Rs. Cr)



*for incremental capacity

Strategic Priorities

01. Organic Growth

Capex budget of Rs. 45-55 Cr per year for FY25 and FY26 for new unit at Maharashtra + expansion of Unit 6 & Unit 7. **Expected Asset turnover - 5x.**

02. Balance Sheet Strength

To fund capex from internal accruals and cash balance. To maintain net debt zero balance sheet

03. Strengthening Portfolio

Greater revenue share of high-margin product like IBC. Increasing automation in metal drums production. Optimising production at each site.

FINANCIAL OVERVIEW

Quarterly Performance

All amounts in Rs. Cr

Particulars	Q4FY24	Q3FY24	QoQ	Q4FY23
Net Sales	133.7	128.3	4%	123.1
Other Income	0.9	1.4	-38%	1.3
Total Income	134.5	129.7	4%	124.4
Raw Material costs	99.3	95.7	4%	92.9
Gross Profit	35.2	34.0	4%	31.6
Gross Profit (%)	26.2%	26.2%	-	25.4%
Employee Cost	5.3	5.8	-9%	4.8
Other Expenses	17.3	17.6	-2%	13.1
Total Expenditure	22.5	23.3	-3%	17.9
EBITDA	12.7	10.7	19%	13.7
EBITDA (%)	9.4%	8.2%	123 bps	11.0%
Interest	0.4	0.3	40%	1.1
Depreciation	1.8	1.7	6%	1.4
PBT	10.5	8.7	21%	11.2
Tax Expense (Including Deferred Tax)	3.2	2.2	44%	2.9
PAT	7.3	6.4	13%	8.3
Total Comprehensive Income	7.1	6.4	13%	8.2
NPM (%)	5.4%	5.0%	46bps	6.6%

*Note Gross Profit, EBITDA and margin calculations include other income

Annual Performance

All amounts in Rs. Cr

Particulars	FY20	FY21	FY22	FY23	FY24
Net Sales	259.3	313.5	400.4	480.0	532.4
Other Income	0.9	2.7	2.2	2.0	4.7
Total Income	260.1	316.2	402.6	482.0	537.2
Raw Material costs	190.9	229.8	298.7	362.9	402.8
Gross Profit	69.2	86.4	103.9	119.1	134.3
Gross Profit (%)	26.6%	27.3%	25.8%	24.7%	25.0%
Employee Cost	11.8	14.8	15.7	17.6	21.3
Other Expenses	38.9	39.1	43.8	49.8	64.2
Total Expenditure	50.7	53.9	59.5	67.3	85.5
EBITDA	18.5	32.5	44.4	51.8	48.8
EBITDA(%)	7.2%	10.3%	11.0%	10.7%	9.1%
Interest	7.1	5.2	4.9	4.1	2.3
Depreciation	3.7	4.4	4.4	4.9	6.4
PBT	7.9	22.9	35.2	42.8	40.1
Tax Expense (Including Deferred Tax)	2.4	5.9	9.0	11.1	10.8
PAT	5.6	17	26.2	31.8	29.3
Total Comprehensive Income	5.4	16.9	26.4	32.1	29.3
NPM (%)	2.1%	5.4%	6.5%	6.6%	5.5%

*Note Gross Profit, EBITDA and margin calculations include other income

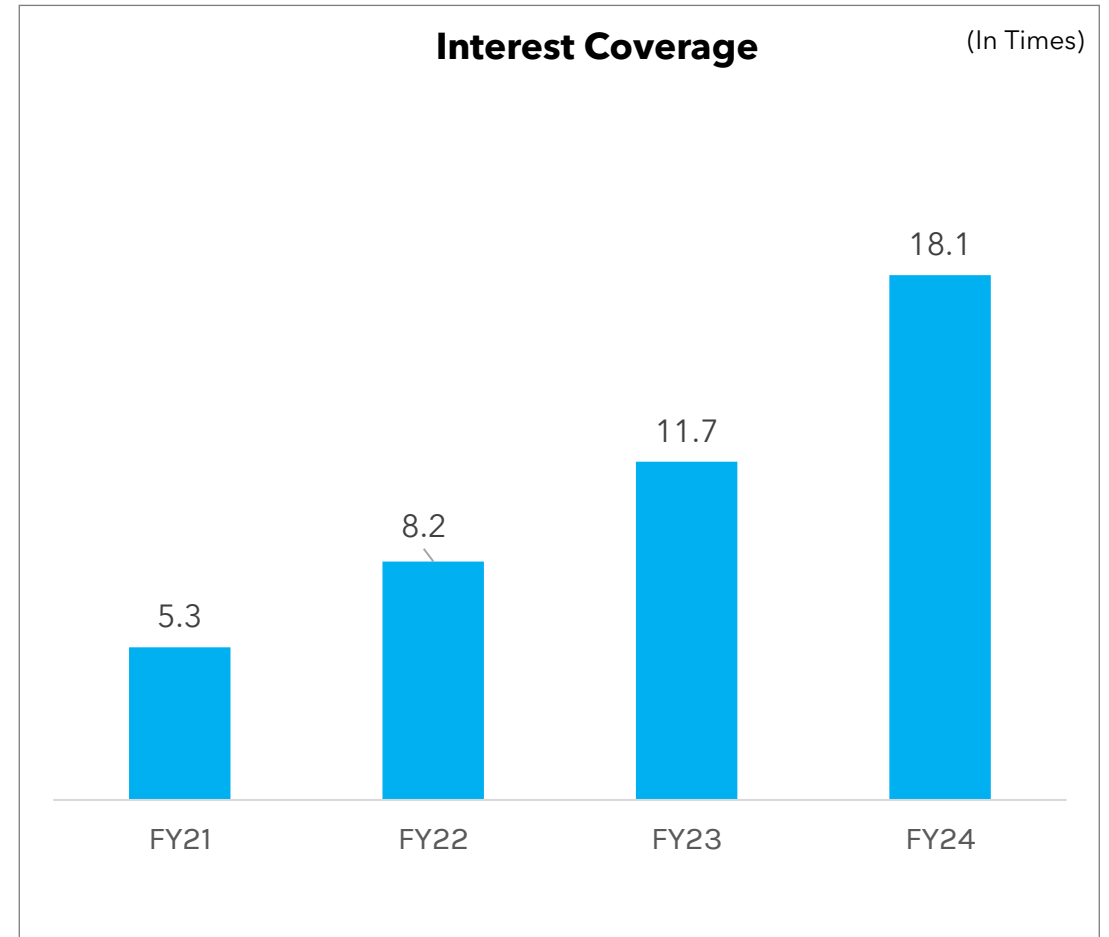
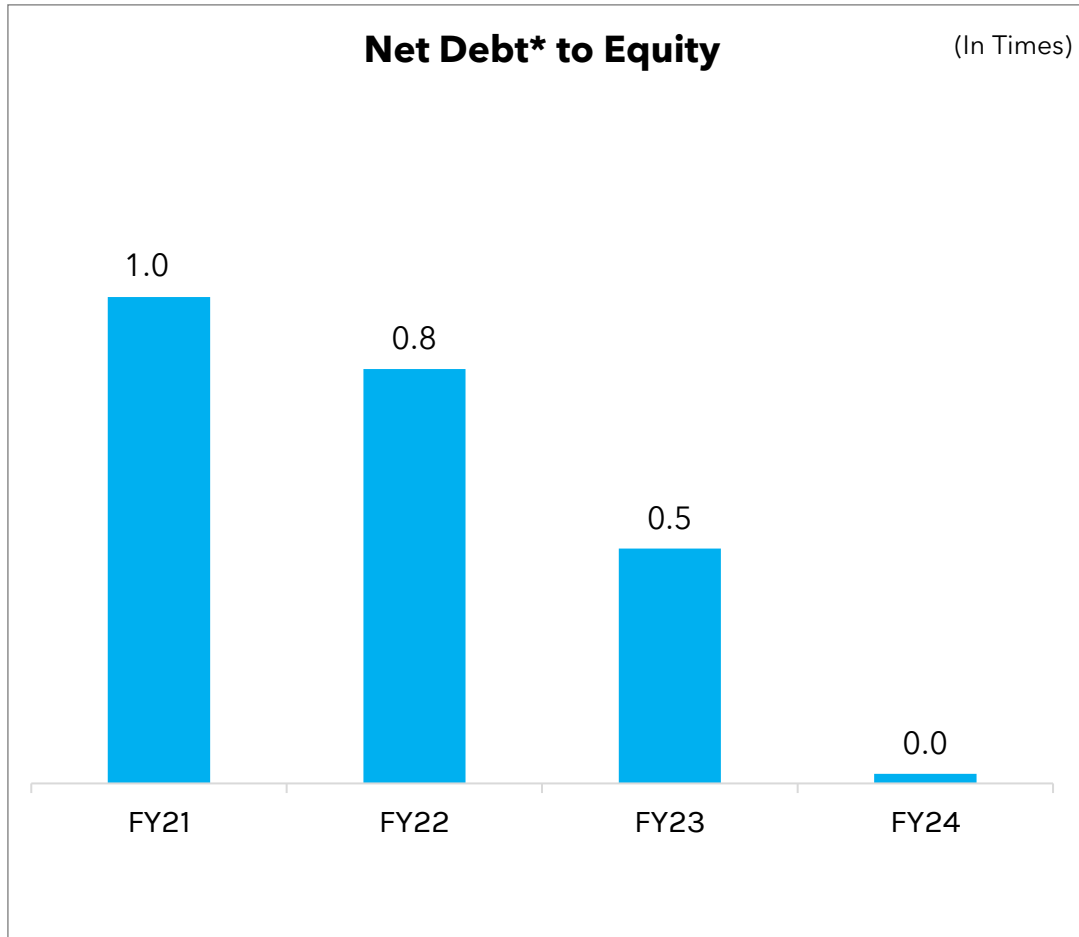
Balance Sheet

All amounts in Rs. Cr

Equities & Liabilities	FY20	FY21	FY22	FY23	FY24
Equity	3.9	3.9	3.9	31.3	36.8
Reserves	28.0	44.9	71.3	76.0	185.4
Net Worth	31.9	48.9	75.2	107.3	222.2
Non-Current Liabilities					
Long-Term Borrowing	19.1	21.6	11.3	17.5	1.5
Lease Liabilities	1.1	0.8	0.4	0.1	-
Deferred Tax Liabilities	3.8	4	4.2	4.6	5.7
Long-Term provision	1.2	1.6	1.8	2.0	2.5
Total Non-Current Liabilities	25.2	28	17.8	24.3	9.7
Current Liabilities					
Short-Term Borrowings	27.4	29.7	53.5	37.8	18.4
Lease Liabilities	0.3	0.3	0.3	0.3	-
Trade Payables	35.6	41.5	31.6	49.4	45.0
Current Tax Liabilities (Net)	0.7	0.7	0.2	2.3	-
Short-Term Provisions	0.1	0.2	0.2	0.3	0.4
Other Current Liabilities	3.9	4.2	4.9	4.1	7.6
Total Current Liabilities	68.0	76.7	90.8	94.3	71.4
Total Equity & Liabilities	125.2	153.5	183.8	225.8	303.3

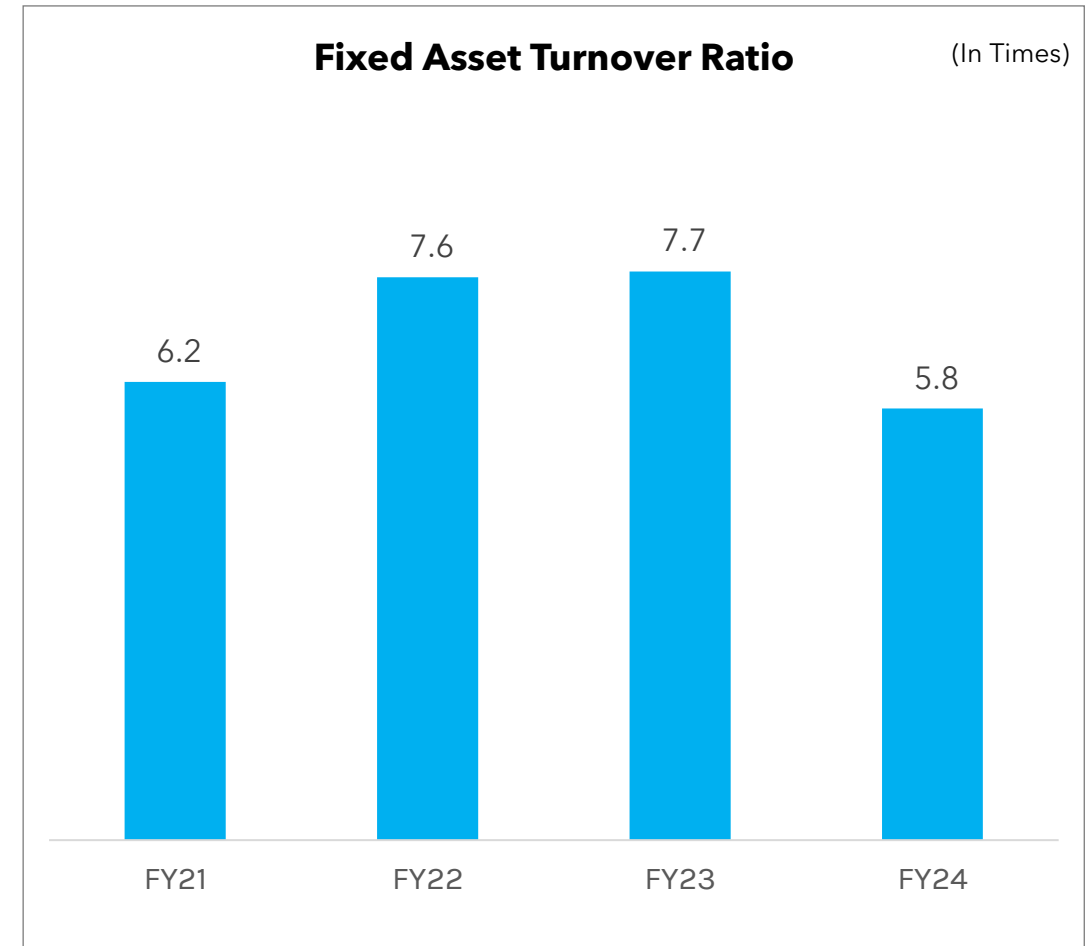
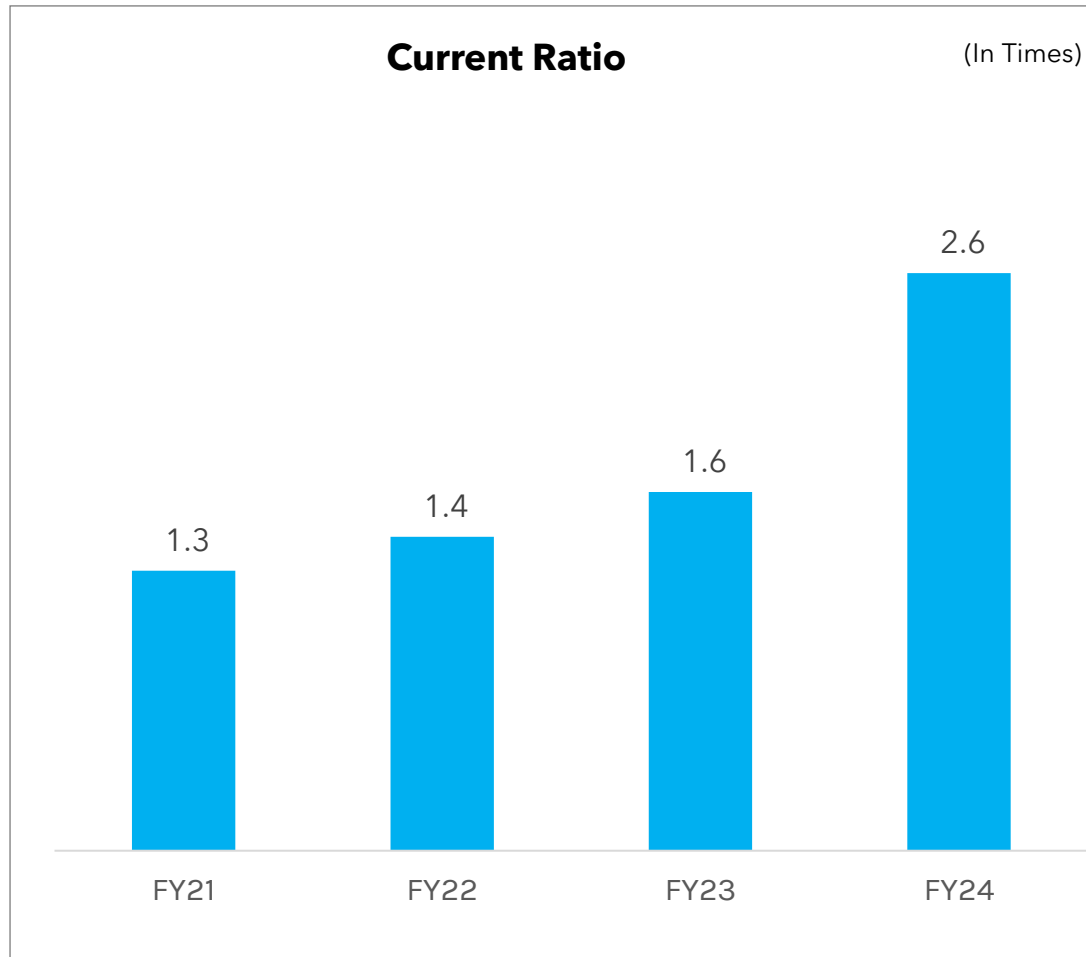
Assets	FY20	FY21	FY22	FY23	FY24
Non-Current Assets					
Fixed Assets	48.8	51.4	51.8	69.2	106.5
Non-Current Investment	1.1	1.1	1.0	2.9	4.0
Other Non-Current Financial Assets	-	-	-	-	-
Deferred Tax Assets	-	-	-	-	-
Other Non-Current Assets	2.2	4.6	3.0	2.2	7.6
Total Non-Current Assets	52.1	57.1	55.9	74.3	118.1
Current Assets					
Inventories	14.1	21.6	37.5	45.5	58.8
Trade Receivables	49	64.4	75.1	77.0	99.3
Cash & Bank Balance	2.4	4.6	3.5	5.8	6.5
Investments	-	-	-	-	9.3
Other Current Financial Assets	0.1	0.2	0.5	0.4	0.6
Current Tax Assets (Net)	-	-	-	-	-
Other Current Assets	7.4	5.7	11.4	22.8	10.8
Total Current Assets	73.1	96.4	127.9	151.5	185.2
Total Assets	125.2	153.5	183.8	225.8	303.3

Key Ratios



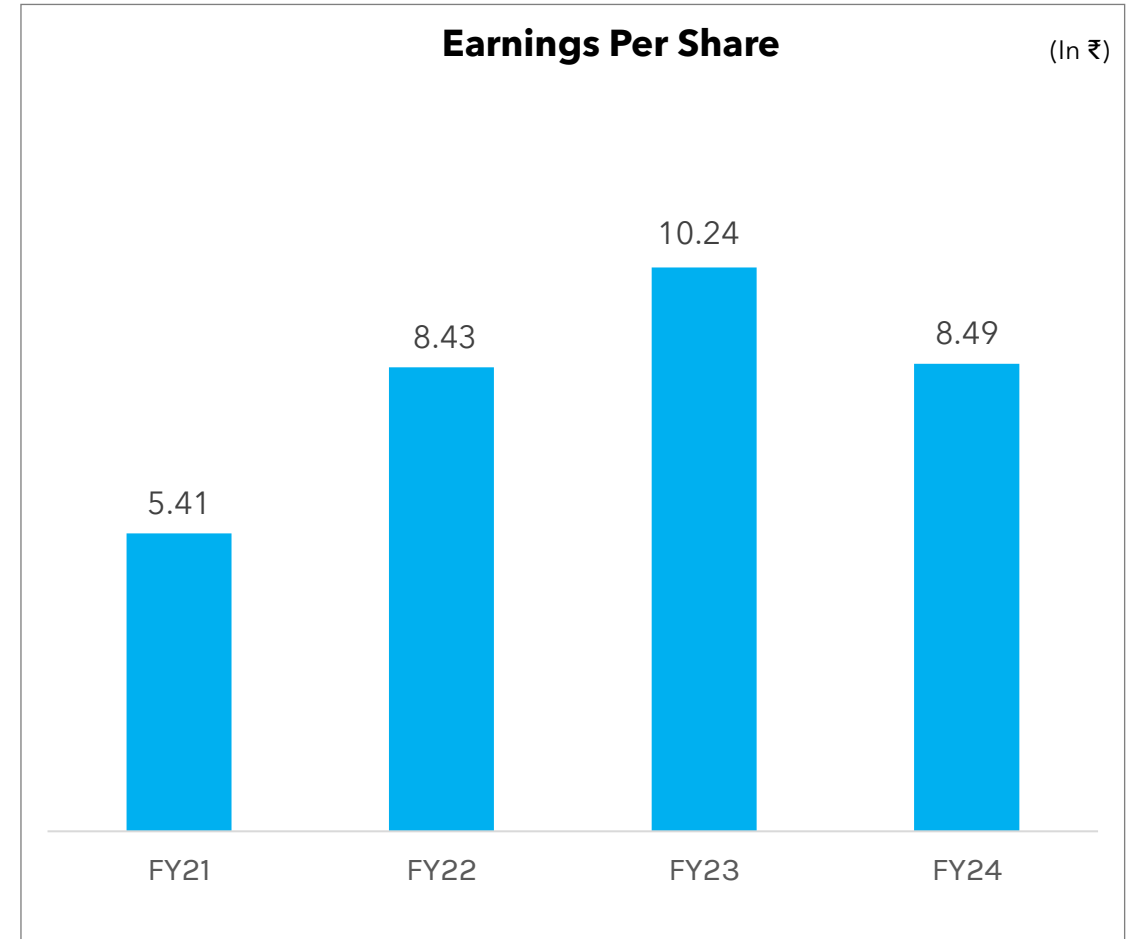
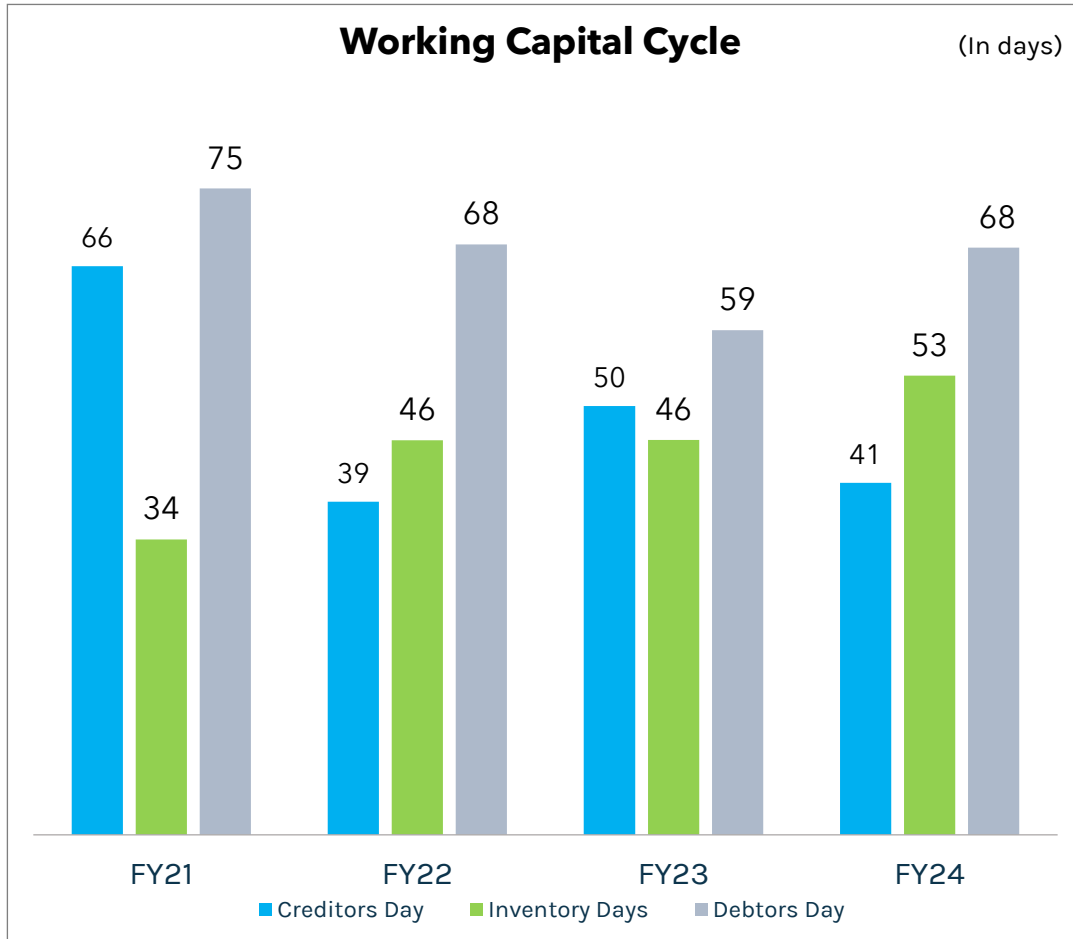
Note: *Cash and cash equivalents consists of cash, bank and current investments

Key Ratios



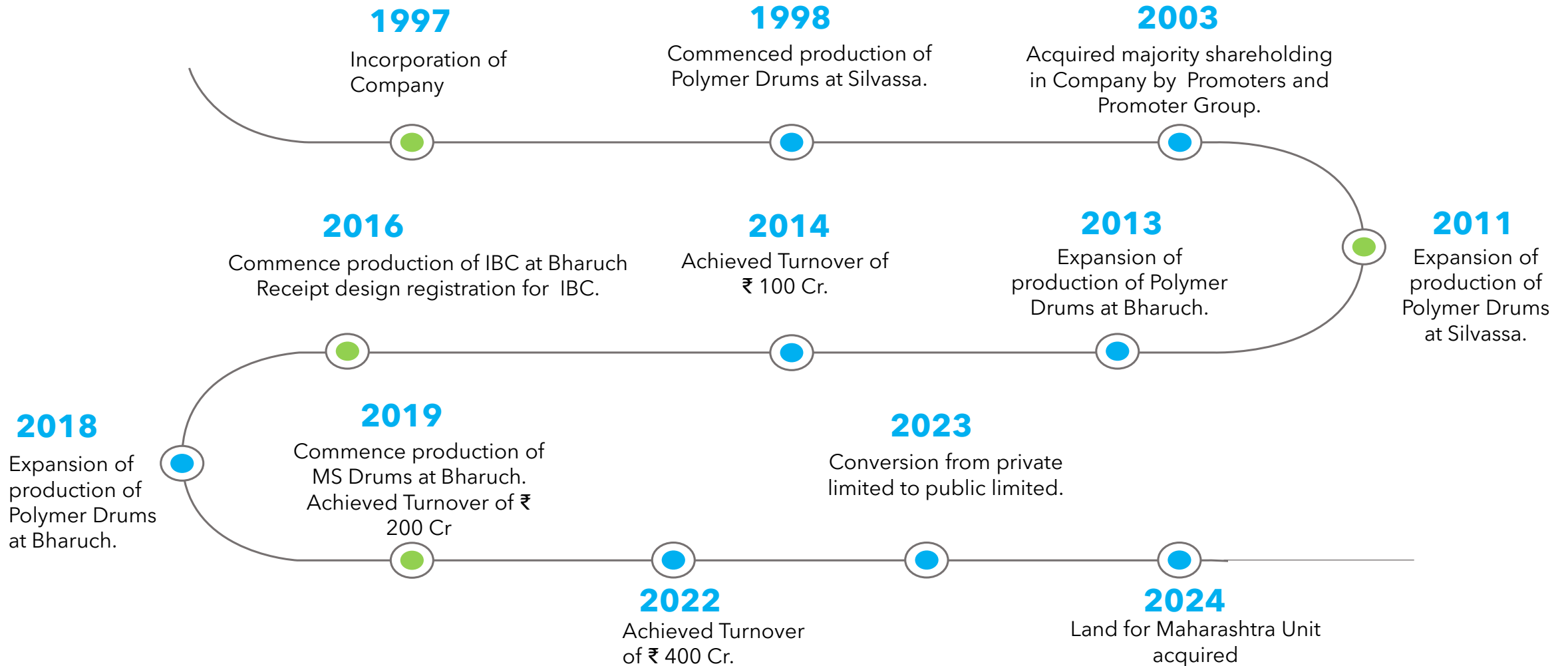
Fixed Asset Turnover Ratio= Revenue from Operations/ Average Total Fixed Assets

Key Ratios

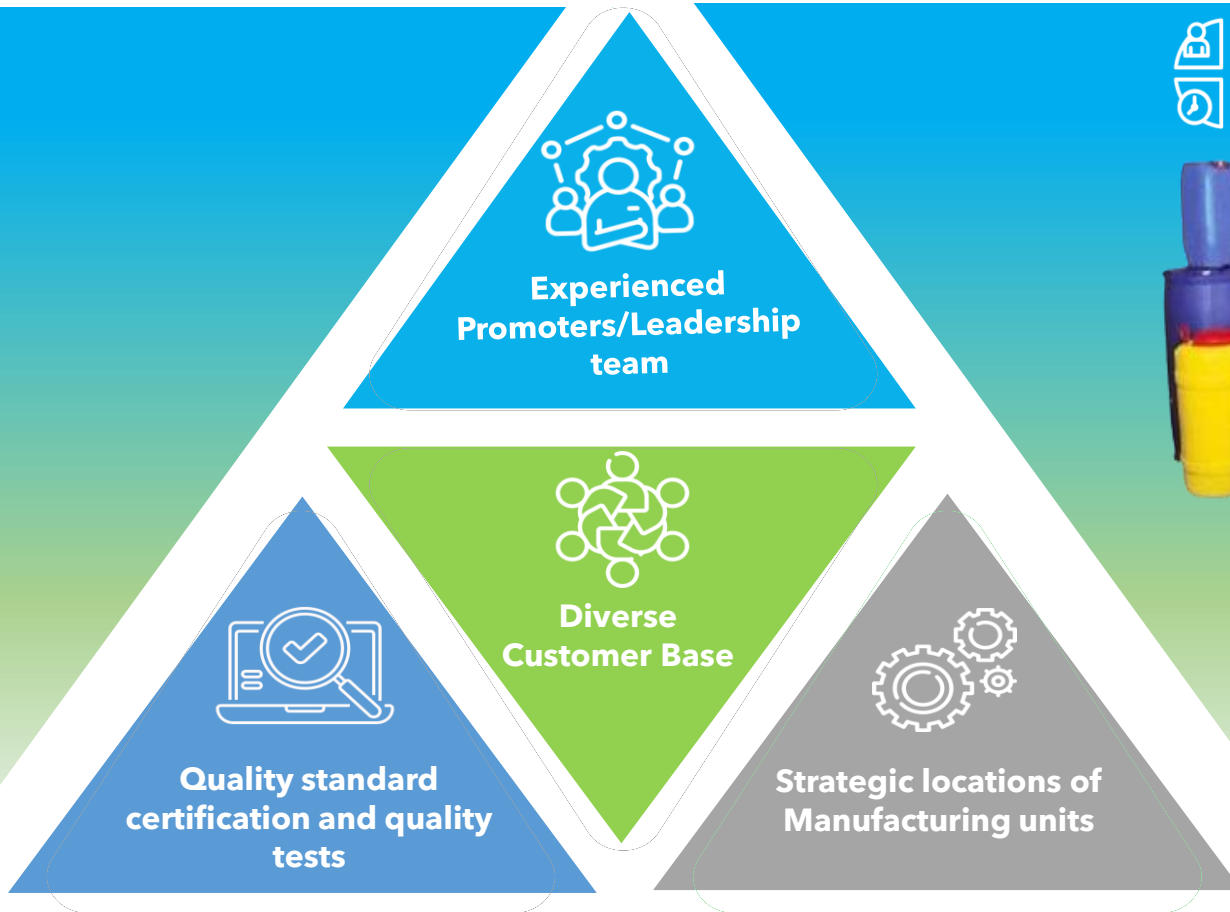


ANNEXURE

Our Journey



Our Key Strengths...



Comprehensive Product portfolio



Offering complete bulk industrial packaging solutions

IBC Containers

Streamlining Logistics and Enhancing Efficiency

- Pyramid Technoplast is a leading manufacturer of rigid Intermediate Bulk Containers (IBCs), specializing in the production of 1000-liter capacity IBCs.
- With a strong focus on organization, mobility, and integration capabilities, our IBC containers offer numerous benefits.
- They significantly enhance logistic and handling timelines, improve efficiencies, and increase capacity by enabling the filling, moving, loading, transit, and dispensing of materials in a single container.
- IBCs provide a reliable and consistent solution for the safe handling and storage of various substances, offering convenience to the customers.



Steel Pallet IBC

L-1,200MM
W- 1,000MM
H- 1,153 MM
Capacity- 1,000L



Composite Pallet IBC

L-1,200MM
W- 1,000MM
H- 1,153 MM
Capacity- 1,000L



Wooden Pallet IBC

L-1,200MM
W- 1,000MM
H- 1,175 MM
Capacity- 1,000L



Plastic Pallet IBC

L- 1,200MM
W- 1,000MM
H- 1,173 MM
Capacity- 1,000L

Plastic Barrels

Versatile Solutions For Industrial Packaging

- Pyramid Technoplast is engaged in the manufacturing of all types of plastic barrels, containers, and HDPE drums that are widely used for industrial and commercial applications. Their plastic drums and containers are supplied to chemical, agrochemical, specialty chemical and pharmaceutical companies.
- The Company manufactures drums with capacities ranging from 20 LTR to 250 LTR and even higher according to the clients' specifications
- Key Features of Plastic Barrel: Easy to handle, Tamper proof design, Leak proof, Easy to fill, Easy to transport, Easy to unload.



Full Open Top Drums

Height : 530 mm
Diameter : 330 mm
Mouth : 250 mm
Weight : 1.8 kgs



Narrow Mouth Drums

Height : 560mm
Diameter : 385 mm
Mouth : 50 mm & 25 mm
Weight : 2.5 kgs



Wide Mouth Drums

Height: 740 mm
Diameter: 485 mm
Opening: 8" And 10"
Weight: 5 kgs



Jerry Cans

Height : 470 mm
Width : 290 mm
Length : 325 mm
Mouth : 45 mm
Weight : 1.8 kgs

MS Drums

Meeting Diverse Packaging Needs

- Pyramid Technoplast serves as a one-stop shop for all your packaging needs, offering a wide range of drum options such as General-Purpose Metal drums, Epoxy Coated/Lacquered drums, Composite drums, Galvanized drums, and Open top drums.
- The Company's IBCs and MS Drums have received UN certification, meeting the safety levels outlined by the United Nations Recommendations and conforming to the quality standards of IS 1783:2014.
- MS Drums are capable of storing and transporting both liquid and solid raw/finished goods of 18 gauge to 20 gauges with storage capacity of 200 L to 210 L.
- With the diverse selection, customers can find the perfect drum solution for their specific requirements, including various shapes, sizes, & dimensions.



Close Mouth Barrel

Height - 883 + 3mm
Diameter - 584 mm (max)
Opening - 50mm & 20mm



Composite Barrel

Height - 890+ 3mm
Diameter - 584 mm (max)
Opening- 2 openings of 50mm



W-Bead GI

Height - 883 + 3mm
Diameter - 584 mm (max)
Opening - 50mm & 20mm



Goose neck Epoxy Coated Barrels

Outer Diameter - 563mm
Outer Height - 891mm
Inner Diameter - 559mm

State Of The Art Manufacturing Facilities

Powering Innovation & Production Excellence

Unit 1



Located in Silvassa.
Installed capacity 5,180 MTPA.
Area 4,018 Sq. M.

Unit 2



Located in Silvassa.
Installed capacity 3,282 MTPA.
Area 1,750 Sq. M.

Unit 3



Located in Vilayat Vagra GIDC Bharuch.
Installed capacity 6,694. MTPA.
Area 4,447.80 Sq. M.

Unit 4



Located in Vilayat Vagra GIDC Bharuch
Installed capacity 5,322 MTPA.
Area 4,447.80 Sq. M.

Unit 5



Located in Vilayat Vagra GIDC Bharuch
Installed capacity 3,240 MTPA.
Area 7,133.92 Sq. M.

Unit 6



Located in Vilayat Vagra GIDC Bharuch
Installed capacity 10,800 MTPA.
Area 4,447.80 Sq. M.

Unit 7



Located in Vilayat Vagra GIDC Bharuch
Installed capacity 120,000 Units
Area 15265.11 Sq. M.

Construction of new unit in Maharashtra underway

Precision, Quality, Innovation


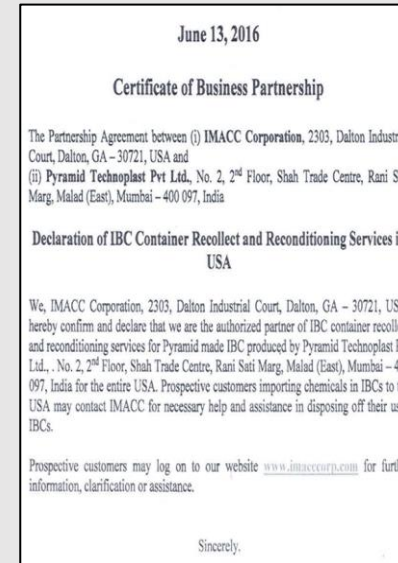
Empowering Manufacturing Excellence with Advanced Technologies



- Fully automated machines with advanced blow molding technologies are utilized in the manufacturing process.
- National and international standard molds and dyes are used to ensure high-quality production.
- Air Dryers to eliminate the moisture in the plastic material before processing it.
- Injection Molding Machine that facilitates manufacturing of a wide range of products.

Certifications

Recognitions Of Quality & Global Compliance



Quality Certification Approved and certified by IIP Govt of India Organization-UN Approved IBCs

International TUV Certification of IBC From TUV Singapore

International TUV Certification of IBC From TUV Singapore

Pyramid Technoplast IBC - Collection Service in USA

Pyramid Technoplast IBC - Collection Service in Europe



www.ecovadis.com



Diverse and Superior Customer Base



Over 500+ Customers

Experienced Leadership Team



Mr. Bijaykumar Agarwal
Managing Director &
Chairman

Experience in packaging industry of over 3 decades.

Looks after Finance, raw material Procurement, Customer Servicing and Business Development.



Mr. Jaiprakash Agarwal
Whole Time Director &
CFO

B.com Graduate from Mumbai University and Masters from ICFAI University, Dehradun.

More than 19 years of experience in the packaging Industry. Look after Manufacturing, Finance, Accounts, Sales & Marketing and Business Development.

Experienced and Accomplished Board of Directors

Mrs. Madhu Agarwal
Whole Time Director

- Holds a Bachelor's degree of commerce from Calcutta University
- Over sixteen (16) years of experience in Human Resource, Compliance and Administration.

Mrs. Vandana Agarwal
Independent Director

- Holds a Bachelor's degree in science from CSJM University, Kanpur and a member of ICAI.
- Over ten (10) years of experience in advisory in financial management, direct and indirect tax services.

Mr. Sunil Yadav
Independent Director

- Holds a Bachelor's degree in commerce from Mumbai University & Law Graduate from Mumbai University.
- Over eleven (11) years of experience in legal practice and advisory.

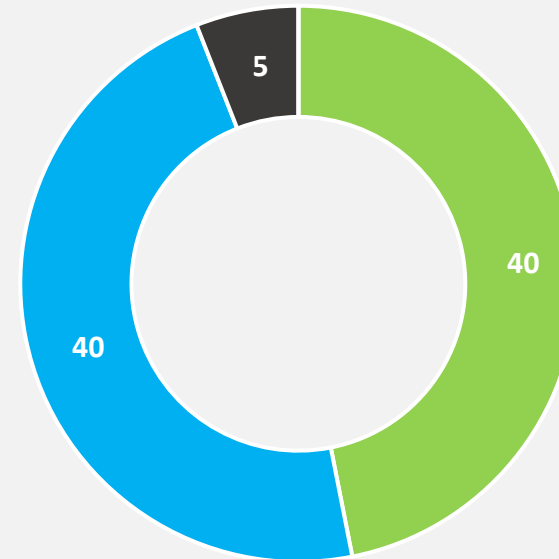
Mr. Venugopal Rao Kudipudi
Independent Director

- Holds a Bachelor's degree in commerce from Shivaji University, Kolhapur. Bachelor's degree in law and also the member of ICSI.
- Over nine (9) years of experience in corporate law advisory and Company secretarial compliances.

Utilization of Net Issue Proceeds

Utilization of Net Issue Proceeds (Rs. Cr)

■ Repayment/ Prepayment of Certain Outstanding Borrowing	47 %
■ Funding Working Capital Requirements	47 %
■ General Corporate Purpose	6 %
■ Unutilized as on Mar'24	-



Pyramid Technoplast Limited

Office No. 2, Second Floor, Shah Trade Center, Rani Sati Marg, Near W.E. Highway, Malad (East), Mumbai - 400 097, Maharashtra, India.

Phone: +91 22 42761500

Email: info@pyramidtechnoplast.com

Website: www.pyramidtechnoplast.com

Investor Relations

Go India Advisors

Name: Ms. Devyanshi Dave

Tel: +91-9892330743

Email: devyanshi@goindiaadvisors.com

Name: Mrs. Sheetal Khanduja

Tel: +91-9769364166

Email: sheetal@goindiaadvisors.com



Thank You