



11th November, 2024

National Stock Exchange of India Ltd
'Exchange Plaza', C-1, Block – G
Bandra – Kurla Complex
Bandra (E), Mumbai 400 051
Code : IFGLEXPOR

BSE Limited
Phiroze Jeejeebhoy Towers
Dalal Street
Mumbai 400 001
Code: 540774

Dear Sir/Madam,

Re: Disclosure under Regulation 30 of SEBI (Listing Obligations and Disclosure Requirements) Regulations, 2015

In compliance of above, please find enclosed herewith copy of an Investors Presentation on Q2/FY2024-25 Unaudited Financial Results. Copy of this is being hosted on Company's Website: <https://ifglgroup.com/> and shall be available at link <https://ifglgroup.com/investor/investor-presentation/>

Thanking you,

Yours faithfully,
For IFGL Refractories Ltd.

(Mansi Damani)
Company Secretary
E Mail : mansi.damani@ifgl.in

Encl: As above

IFGL REFRACTORIES LIMITED

www.ifglgroup.com

Head & Corporate Office: McLeod House
3 Netaji Subhas Road, Kolkata 700 001, India
Tel: +91 33 4010 6100 | **Email:** ifgl.ho@ifgl.in

Registered Office: Sector B, Kalunga Industrial Estate
P.O. Kalunga, Dist. Sundergarh, Odisha 770 031, India
Tel: +91 661 266 0195 | **Email:** ifgl.works@ifgl.in

CIN: L51909OR2007PLC027954



IFGL Refractories Limited



Investor Presentation
Q2FY25 - November 2024

This presentation and the accompanying slides (the “Presentation”), prepared by **IFGL Refractories Limited (the “Company”)**, are solely for information purposes and do not constitute any offer, recommendation or invitation to purchase or subscribe for any securities, and shall not form the basis or be relied on in connection with any contract or binding commitment whatsoever. No offering of securities of the Company will be made except by means of a statutory offering document containing detailed information about the Company.

This Presentation of the Company is based on information and data which the Company considers reliable, but the Company makes no representation or warranty, express or implied, whatsoever, and no reliance shall be placed on, the truth, accuracy, completeness, fairness and reasonableness of the contents of this Presentation. This Presentation may not be all inclusive and may not contain all of the information that you may consider material. Any liability in respect of the contents of, or any omission from, this Presentation is expressly excluded.

This presentation contains certain forward looking statements concerning the Company’s future business prospects and business profitability, which are subject to a number of risks and uncertainties and the actual results could materially differ from those in such forward looking statements. The risks and uncertainties relating to these statements include, but are not limited to, risks and uncertainties regarding fluctuations in earnings, our ability to manage growth, competition (both domestic and international), economic growth in India and abroad, ability to attract and retain highly skilled professionals, time and cost over runs on contracts, our ability to manage our international operations, government policies and actions regulations, interest and other fiscal costs generally prevailing in the economy. The Company does not undertake to make any announcement in case any of these forward looking statements become materially incorrect in future or update any forward looking statements made from time to time by or on behalf of the Company.

01 Q2 & H1FY25 Performance Highlights

02 IFGL Refractories at a Glance

03 Historical Performance Highlights

04 Annexure

Agenda

Commenting on the Q2FY25 performance of the company Mr. James McIntosh, Managing Director for IFGL Refractories Limited Said,



James McIntosh
Managing Director

“During Q2FY25, we achieved a consolidated Total Income of ₹415 crores. Despite the challenges faced in our overseas markets due to slowdowns that impacted exports and international business, our domestic operations demonstrated resilience with a 15% growth. This growth is particularly commendable considering the shutdowns at some of our major client locations. The global logistics crisis and overall market slowdowns continued to weigh on our export performance.

In terms of strategic expansion, we are pleased to announce a significant milestone for IFGL with the signing of an agreement with Marvels International Group Co. of Seychelles and Marvel Refractories Anshan Co. of China. Together, we will establish a joint venture in India to bolster our brick production capabilities. This partnership is a key step in our entry into the Cement, Glass, Non-Ferrous, and Gasification Industries, reinforcing our commitment to diversifying and strengthening our portfolio.

Additionally, our subsidiary, El Ceramics, has acquired a building in Ohio, USA, which will be converted into a state-of-the-art ISO Plan facility. This transformation will allow us to produce the highest quality and most consistent Isostatic Products for the steel industry, further reinforcing our manufacturing excellence.

We are also progressing with our land acquisition in Odisha, with a payment of ₹12 crores made to the Odisha Industrial Infrastructure Development Corporation. We look forward to receiving the land and commencing the project in due course.

Despite facing external challenges, we remain focused on driving long-term growth through strategic investments, partnerships, and innovations that will continue to support our core industries and expand our reach.”

Key Highlights



Payment of Odisha Land

- Payment of Rs. 12,17,33,532/- to 'Odisha Industrial Infrastructure Development Corporation on account of Land and for setting up manufacturing facility of DBM Bricks



JV Agreement with Marvels International Group of Seychelles and Marvel Refractories of P R China

- A Joint Venture Company in India with limited liability for setting up green field facility at capital outlay of about Rs 300 crores for manufacture in India for products used in Cement, Glass, Non-Ferrous and Gasification Industries



Certified by TUV India Pvt Ltd for Risk Management System

- Company has been certified by TUV India Pvt Ltd for Risk Management System ISO 31000:2018



EI Ceramics LLC has acquired a building situated in Ohio

- EI Ceramics LLC has acquired a building situated in Ohio
- Necessary Steps will be taken to transform building into a state-of-the art ISO Plan designed for the maximum efficiency, producing the finest quality and consistent Isostatic Products for the Steel Industry.

IFGL's Joint Venture with Marvels International Group & Marvels Refractories



IFGL Refractories will set up a joint venture company in India with Marvels International Group Co. Ltd of Seychelles and Marvel Refractories (Anshan) Co. Ltd. of PR China to enhance brick production capabilities in the country.

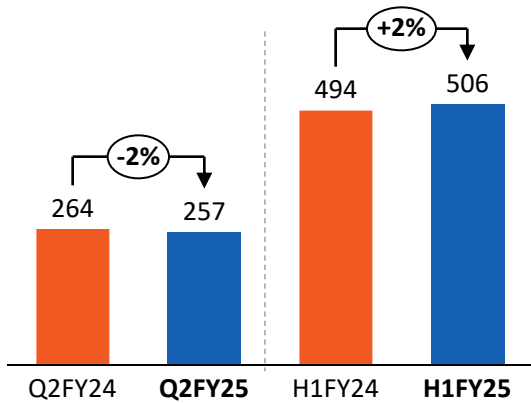
Key Highlights of Joint Venture

- ❖ The JV company in India will be set up to establish a **greenfield facility for manufacturing basic fired magnesite spinel bricks, basic fired magnesite bricks, and fired magnesia chrome bricks.**
- ❖ The cost of the project is estimated at **Rs 300 crore**. The agreement states that the trial and commercial production should commence no later than March 2026. Company aims to keep the debt-to-equity ratio of the JV entity not to exceed 1:1
- ❖ **IFGL Refractories will hold a 51% share in the JV entity**, while 49% stake will be held by the MIG

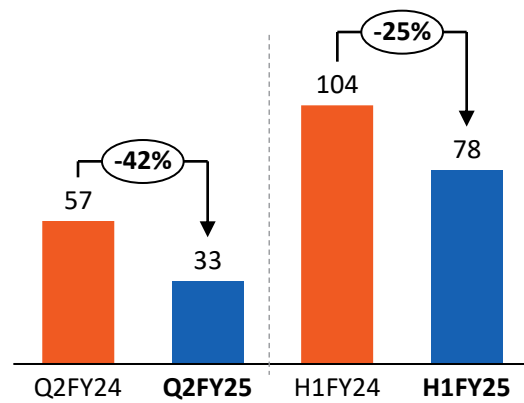
This partnership is a significant milestone in IFGL's journey, as it marks our strategic expansion into the non-ferrous sector while building on our legacy of over four decades of leadership in the ferrous segment. By establishing a local plant in India, we're set to bring more 'Make in India' opportunities to the refractory industry, particularly for the cement sector, which has historically relied on imports.

Q2 & H1FY25 Standalone Performance Highlights

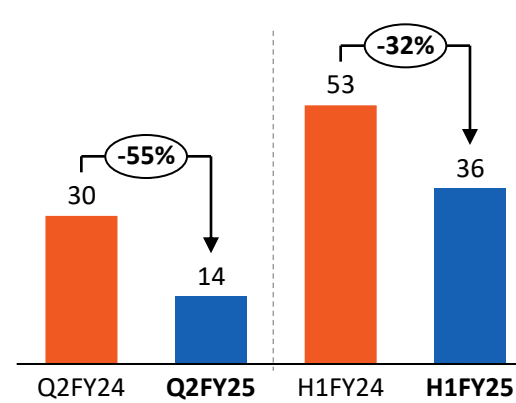
Total Revenue (Rs. Crs)



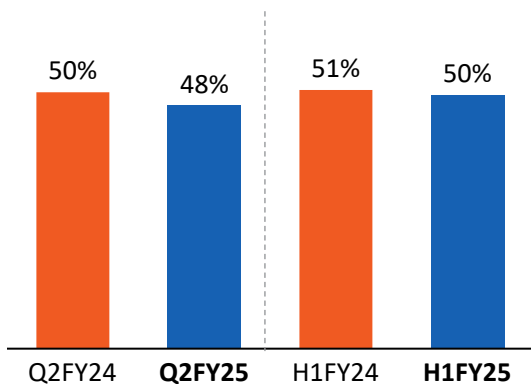
EBITDA (Rs. Crs)



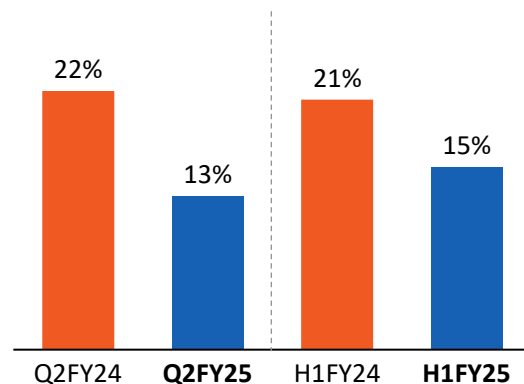
PAT (Rs. Crs)



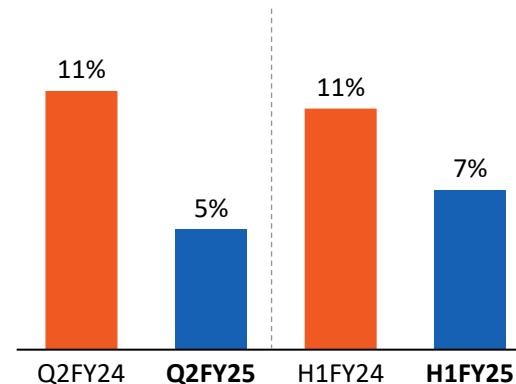
Gross Margin (%)



EBITDA Margins (%)




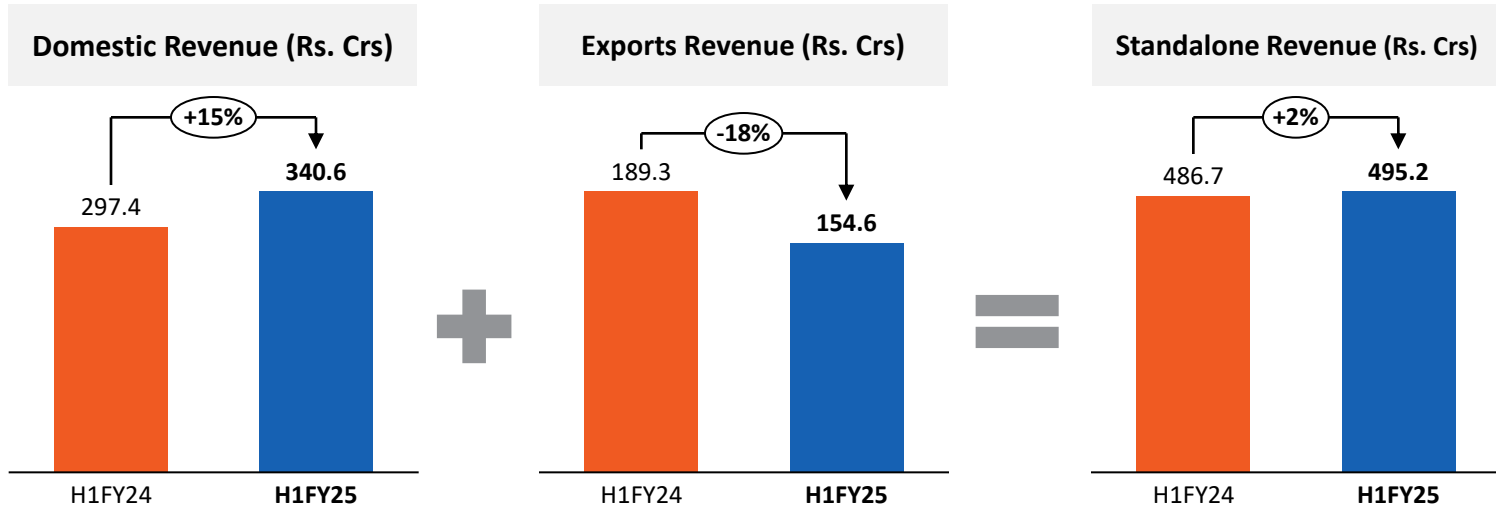
PAT Margin (%)



Key Highlights

- ✓ Total revenue for Q2FY25 stood at Rs. 257 crores, reflecting a year-on-year decline of 2%. However, for H1FY25, total revenue grew by 2% on a year-on-year basis.
- ✓ EBITDA for Q2FY25 and H1FY25 stood at Rs. 33 crores and Rs. 78 crores, respectively, representing a year-on-year decline of 42% and 25%
- ✓ EBITDA Margins for Q2FY25 stood at 13% and for H1FY25 stood at 15%
- ✓ Profit after Tax for Q2FY25 stood at 14 crs and for H1FY25 it stood at 36 crs.

H1FY25 Standalone Geography wise Performance



Key Highlights

- ✓ Revenue from operations for H1FY25 stood at Rs. 495 crs representing a growth of 2% on a Y-o-Y basis.
- ✓ Our Domestic business have witnessed a 15% growth on Y-o-Y basis i.e. Rs 340 crs having a share of 69 % from overall standalone revenues which was 61% in H1FY24. Given the global landscape, India stands out as the only growing market in the steel sector. We believe this presents immense opportunities for us to expand and strengthen our presence in the domestic market
- ✓ Our exports business declined by 18% Y-o-Y to Rs. 154 crores, contributing 31% to overall standalone revenues, down from 39% in H1FY24. This decline was primarily due to economic slowdowns in key export markets and the preventive restructuring undertaken by a major customer who had significantly contributed to last year's revenue.

Standalone Profit & Loss Statement

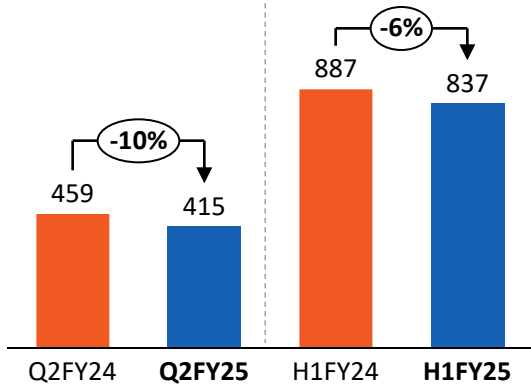
Profit & Loss [Rs. Crs.]	Q2FY25	Q2FY24	Y-o-Y%	H1FY25	H1FY24	Y-o-Y%
Total Income	257.4	263.5	-2%	505.7	493.8	2%
Raw Material	134.1	130.6		253.4	242.6	
Gross Profit	123.2	133.0	-7%	252.3	251.2	0%
Gross Profit Margins (%)	47.9%	50.5%		49.9%	50.9%	
Employee Expenses	23.7	17.9		46.8	34.7	
Other Expenses	66.3	57.7		127.8	112.7	
Reported EBITDA	33.3	57.3	-42%	77.7	103.8	-25%
EBITDA Margins (%)	12.9%	21.8%		15.4%	21.0%	
Depreciation	6.4	4.7		12.3	9.5	
Goodwill written off	6.7	6.7		13.4	13.4	
Finance Cost	3.0	2.2		5.4	4.5	
Profit before Tax	17.2	43.7	-61%	46.6	76.4	-39%
Tax	3.5	13.6		10.9	23.8	
Profit after Tax	13.7	30.1	-55%	35.7	52.6	-32%
PAT Margins (%)	5.3%	11.4%		7.1%	10.7%	

Standalone Balance Sheet Statement

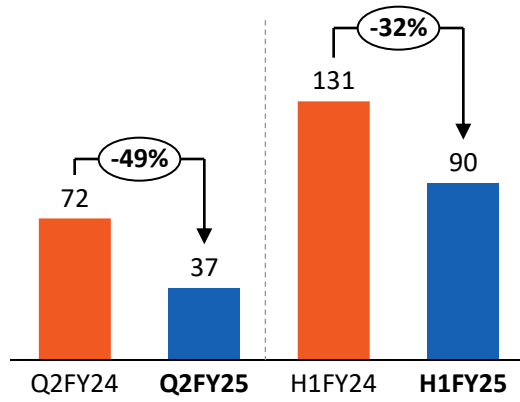
Assets (in Rs. Crs.)	Sep-24	Mar-24	Equity & Liabilities (in Rs. Crs.)	Sep-24	Mar-24
Non-Current Assets	439.5	418.5	Equity	672.3	662.0
Fixed Assets			Share Capital	36	36
Property Plant & Equipment	243.1	183	Other Equity	636.3	625.9
Capital WIP	37.1	77.2			
Goodwill	40.1	53.4			
Intangible Assets	0.9	0.7			
Right of Use Asset	18.2	18.6	Non-Current Liabilities	64.4	65.9
Intangible Assets under development	0.6	-	Financial Liabilities		
Financial Assets			Borrowings	39.1	41.4
Investments	67.7	67.5	Lease Liabilities	9.2	9.3
Others	3.6	3.2	Deferred Tax Liabilities (net)	16.0	15.2
Income Tax Assets (net)	8.9	8.2			
Other Non current Assets	19.5	6.8			
Current Assets	522.2	499.0	Current Liabilities	225.0	189.6
Inventories	183.4	171.7	Financial Liabilities		
Financial Assets			Borrowings	96.0	67.1
Investments	98.5	115.2	Lease Liabilities	1.0	1.0
Trade Receivables	208.6	190.3	Trade Payables	108.9	95.4
Cash & cash equivalents	0.1	0.1	Other Financial Liabilities	15.2	13.1
Bank Balances	3.4	2	Income Tax Liabilities	0.4	8.1
Loans	-	0.1	Other Current Liabilities	2.7	4.2
Other Financial Assets	5.7	4.8	Provisions	0.7	0.9
Other Current Assets	22.5	14.8			
Total Assets	961.6	917.5	Total Equity & Liabilities	961.6	917.5

Q2 & H1FY25 Consolidated Performance Highlights

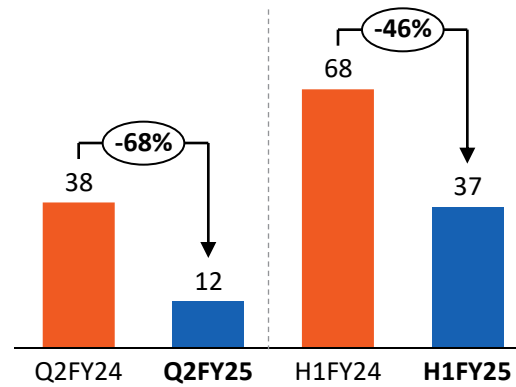
Total Revenue (Rs. Crs)



EBITDA (Rs. Crs)



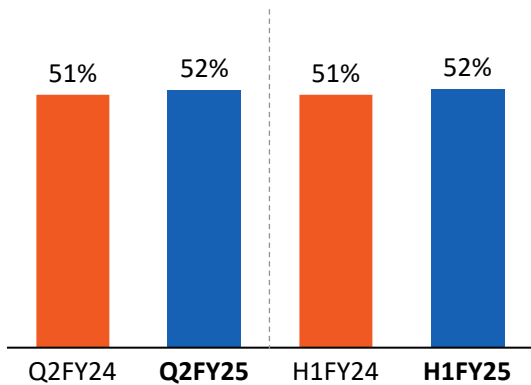
PAT (Rs. Crs)



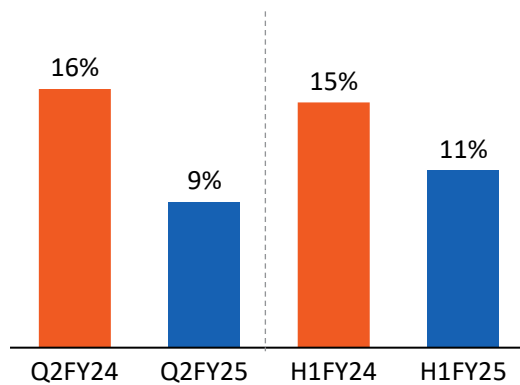
Key Highlights

- ✓ Total revenue for Q2FY25 stood at Rs. 415 crores, reflecting a year-on-year decline of 10%. For H1FY25, total revenue degrew by 6% on a year-on-year basis.
- ✓ EBITDA for Q2FY25 and H1FY25 stood at Rs. 37 crores and Rs. 90 crores, respectively, representing a year-on-year decline of 49% and 32%
- ✓ EBITDA Margins for Q2FY25 stood at 9% and for H1FY25 stood at 11%
- ✓ Profit after Tax for Q2FY25 stood at 12 crs and for H1FY25 it stood at 37 crs.

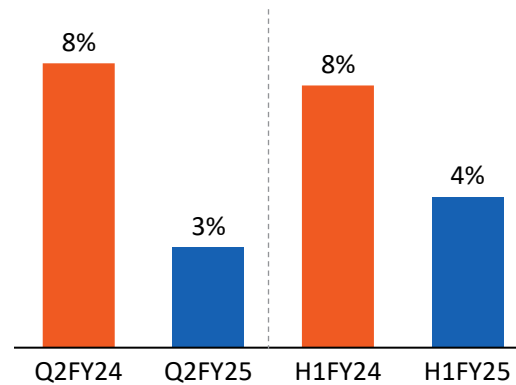
Gross Margin (%)



EBITDA Margins (%)



PAT Margin (%)



Consolidated Profit & Loss Statement

Profit & Loss [Rs. Crs.]	Q2FY25	Q2FY24	Y-o-Y%	H1FY25	H1FY24	Y-o-Y%
Total Income	415.0	459.5	-10%	836.5	886.8	-6%
Raw Material	201.0	227.3		403.9	438.5	
Gross Profit	214.0	232.2	-8%	432.6	448.3	-4%
Gross Profit Margins (%)	51.6%	50.5%		51.7%	50.6%	
Employee Expenses	68.2	61.8		134.7	123.3	
Other Expenses	109.4	98.6		208.3	193.9	
Reported EBITDA	36.5	71.7	-49%	89.5	131.2	-32%
EBITDA Margins (%)	8.8%	15.6%		10.7%	14.8%	
Depreciation	11.0	8.8		21.4	17.7	
Goodwill written off	6.7	6.7		13.4	13.4	
Finance Cost	3.4	2.4		6.1	5.0	
Profit before Tax	15.4	53.8	-71%	48.7	95.1	-49%
Tax	3.3	15.8		12.0	27.5	
Profit after Tax	12.1	38.0	-68%	36.7	67.6	-46%
PAT Margins (%)	2.9%	8.3%		4.4%	7.6%	

Consolidated Balance Sheet Statement

Assets (in Rs. Crs.)	Sep-24	Mar-24	Equity & Liabilities (in Rs. Crs.)	Sep-24	Mar-24
Non-Current Assets	685.2	652.2	Equity	1,103.8	1,072.1
Fixed Assets			Share Capital	36.0	36.0
Property Plant & Equipment	365.4	304.1	Other Equity	1,067.7	1,036.0
Capital WIP	67	104.1			
Goodwill (on consolidation)	123.3	115.5			
Goodwill (other)	45.2	58.3			
Intangible assets	16.4	17.1	Non-Current Liabilities	103.7	105.3
Right to Use Asset	21	21.7	Financial Liabilities		
Intangible Assets under development	0.6	-	Borrowings	55.2	58.7
Financial Assets			Lease Liabilities	9.6	9.8
Investments	11.4	11.3	Deferred Tax Liabilities (net)	38.9	36.8
Others	3.6	3.2			
Income Tax Assets (net)	11.5	10.1			
Other Non current Assets	19.8	6.8			
Current Assets	862.0	838.2	Current Liabilities	339.7	313.0
Inventories	324.5	300.7	Financial Liabilities		
Financial Assets			Borrowings	122.8	104.3
Investments	98.5	115.2	Lease Liabilities	1.3	1.3
Trade Receivables	321.8	325	Trade Payables	196.1	179.3
Cash & cash equivalents	76	69.7	Other Financial Liabilities	15.2	13.1
Bank Balances	3.4	2	Income Tax Liabilities	0.9	10
Loans & Deposits	-	0.1	Other Current Liabilities	2.7	4.1
Other Financial Assets	8.7	6.2	Provisions	0.8	0.9
Other Current Assets	29.2	19.4			
Total Assets	1,547.1	1,490.4	Total Equity & Liabilities	1,547.1	1,490.4

01 Q2 & H1FY25 Performance Highlights

02 IFGL Refractories at a Glance

03 Historical Performance Highlights

04 Annexure

Agenda

About IFGL Refractories


- ❖ IFGL is one of the fastest growing brands in **the global refractory industry**. We offer a wide range of specialised refractory products and operating systems for our products to our customers worldwide.
- ❖ With **10 strategically located manufacturing units across Asia, Europe and North America**, IFGL serves over **50+ countries worldwide**. We have a diverse workforce of close to **2,000 employees across geographies** and cultures who understand the growing demand of refractories in the Iron & Steel industry, supporting Infrastructural development of the future.
- ❖ **Our expertise** lies in the Iron Making, Steelmaking and Continuous Casting areas with particular emphasis in Slide Gate Systems, Purging Systems, Ladle Lining & Ladle Refractories, Tundish Furniture's & Tundish Refractories, and others.



IFGL Refractories at a Glance (2/2)

About IFGL Refractories

- ❖ We have a **diverse technical workforce**, a large pool of trained engineers and application specialists who understand the importance of their roles in ensuring that our company delivers success to customers through **state-of-the-art technology**.
- ❖ With a **focus on innovative solutions pertaining to the ever-evolving industry demands & beyond**, we engineer sustainable products & services that can lay the foundations of the present and the future.



10
Production
Facilities



40+
Years of
Industry
Expertise



300+
Customers
Worldwide



50+
Countries
Served



2000+
Total
Workforce




8
Operating
Companies

Integrity

We will do the right thing even when no one is watching. We will be intellectually honest, ethical and uphold the highest standards of moral principles and governance.

Agility & Customer Focus

Our customers are the ultimate judge of our performance and the quality of our products and services. All our long-term and short-term decisions pertaining to manufacturing, services and deliveries will be made considering customer needs, with speed and agility.



People-First

People are our most valuable asset and we will prioritise this in attracting, retaining, developing and engaging everyone in a work environment focused to unleash their potential.

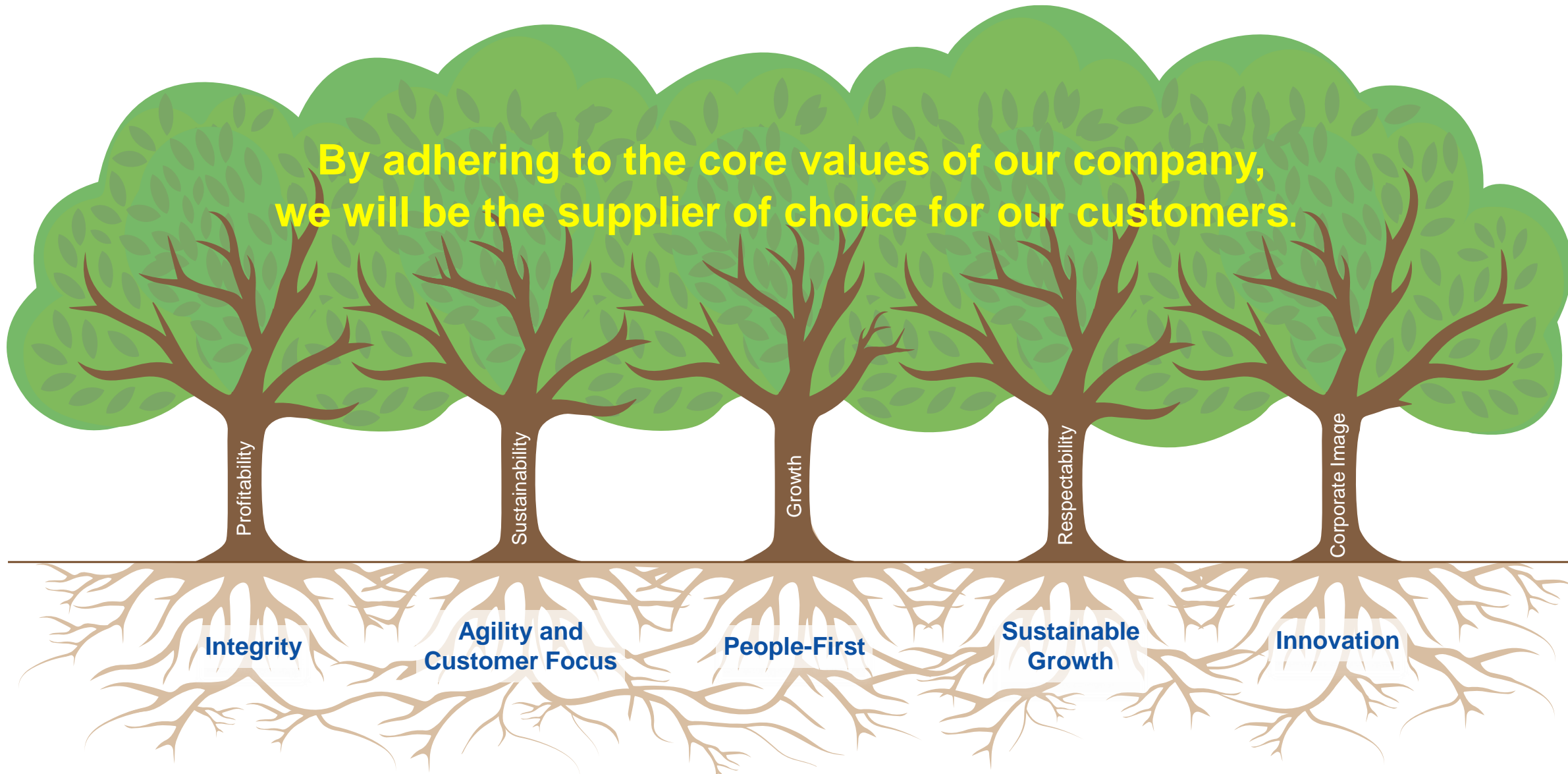
Sustainable Growth

We will grow responsibly by ensuring environment, safety and economic sustainability.

Innovation

We will improve our capability through research to develop new products, processes and solutions that continually increase our value to customers and stakeholders.

By adhering to the core values of our company,
we will be the supplier of choice for our customers.



Our group companies comprise **IFGL Refractories and its subsidiaries**, all operating in specialised refractories and operating-systems segment. With manufacturing capability across **10 locations across Asia, Europe and North America**, we enjoy strategic supply edge to cater to **customers across 50+ countries worldwide**. We primarily operate in the Iron & Steel and Foundry industry.

IFGL today is a global brand in the refractory Industry, foundation whereof was laid in early 80's. With 10 strategically located manufacturing units across Asia, Europe and North America, IFGL delivers specialised refractories and operating-systems to customers worldwide. With a diverse technical workforce, large pool of trained engineers and application specialists, IFGL designs, engineers, and delivers solutions to leading steel manufacturers globally.



Founded in 1973, **Monocon International Refractories Ltd (MIRL)**, a subsidiary of IFGL Refractories, is a leading manufacturer of Monolithic Metallurgical Lances for Desulfurization, Argon Stirring in Steel Ladle, and Oxy-lances for steel pre-heating. The company also has Clay Graphite Stoppers and Nozzle for Iron and Steel Foundries. With research-backed refractory manufacturing capabilities.



hofmann CERAMiC GmbH was founded in 1937. For over 9 decades, the company has been laying down the benchmark in high-quality ceramic manufacturing. Skilled workforce, latest technologies, and quality adherence to design, manufacturing & installation of products, as per the exact specifications of customers, the company proudly serves the European market through its facilities in Germany and Czech Republic. Continuous improvement and upgrading of quality is a key hallmark of Hofmann Ceramic. Hofmann was acquired by IFGL in 2008.



EI Ceramics (EIC) was established in 2002. The company specialises in the design, manufacture and supply of quality-optimised continuous casting products and accessories. Based out of Ohio, United States, the company offers a full range of high-performance engineered ceramic solutions, including tundish nozzles, ladle shrouds, stopper rods, gaskets & more. The technical competence and infrastructural excellence of EIC help it in meeting precise buyer requirements. EIC was acquired by IFGL in 2010.



Sheffield Refractories Limited (SRL) is a leading manufacturer and installer of advanced, high-quality monolithic refractory products. The company specialises in blast furnace casthouse products, shotcreting materials, and an extensive range of other specialist monolithic products, that are used in the Iron & Steel, Cement, Incineration, and Waste-to-Energy industries. SRL's manufacturing unit is located at Sheffield, UK and was acquired in 2023.



From state-of-the-art Manufacturing Facilities at **10 global locations to Sales & Marketing network across 50+ countries**, IFGL enjoys global recognition as a provider of quality refractory solutions to our customers. Our strategic presence across the world creates a valuable competitive edge towards pricing and delivery time.



Shishir Kumar Bajoria

Chairman

Shishir Kumar Bajoria, son of Late B P Bajoria, fondly known as SKB, is a well-known Indian industrialist. He is the Promoter of S K Bajoria Group and is engaged in diversified business activities like manufacturing of Specialised Refractories for the Iron & Steel Industry, Composite Insurance Broking, Third Party Administration for Health, and Travel Insurance. SKB leads the group from the front and has been a key decision-maker for IFGL.

In the past, he has been the President of the Indian Chamber of Commerce (ICC), Director of West Bengal Industrial Development Corporation (WBIDC) and Industrial Promotion & Investment Corporation of Odisha (IPICOL). He has been decorated by Knighthood from Denmark and Italy.





James McIntosh

Managing Director

James McIntosh, holder of a Master's Degree in Technological Marketing, has experience of more than three decades in the Refractory industry, particularly manufacturing and marketing of high quality Isostatically pressed flow control Refractories for the Iron and Steel industry.

Prior to his appointment as Managing Director of the Company, he has been President of the Company's step-down subsidiary, EI Ceramics LLC based in OHIO, USA.



Arasu Shanmugam

Director & CEO India

Arasu comes with 30+ years of experience in the refractories industry. A Post-Graduate (M.Tech.) in Ceramic Technology from Anna University and a Life Member of the Indian Ceramic Society, he is specialized in operations and sales services.

He has previously been associated with industry heavyweights like Tata Refractories and Dalmia OCL Refractories Ltd and has a proud track record of involvement in the Steel, Cement & other Non-ferrous market segments.



Rajesh Agarwal

Director - General Counsel

Rajesh Agarwal is Fellow Member of The Institute of Company Secretaries of India. He has been Company Secretary of erstwhile Indo Flogates Limited and IFGL Refractories Limited, and the company prior to being appointed as Whole-time Director and designated as Director – General Counsel of the Company.

He has experience of more than three decades in Corporate Laws, Taxation and Legal matters.



Debal Kumar Banerji

Board Member

Debal Kumar Banerji is a Senior Advocate, practising in Hon'ble Supreme Court of India in field of Civil and Commercial Laws.

He is the elder son of former Attorney General of India, Late Milon Kumar Banerji. His mother Late Prof. Anita Banerji was Head of the Department of Economics, Jadavpur University.



Sudhamoy Khasnobis

Board Member

Sudhamoy Khasnobis, an Engineering Graduate, is a career banker with broad and diversified experience in development banking and project finance, structured finance, investment banking and loan origination, stressed assets management and workouts.

He last held the position of Managing Director & CEO of Asset Reconstruction Company of (India) Limited, the pioneer Asset Reconstruction Company (ARC) in India for 5 years.



D G Rajan

Board Member

D.G. Rajan is a Fellow of the Institute of Chartered Accountants in England & Wales and of India. He was a Partner of Lovelock & Lewes, Chartered Accountants from 1967 and retired as a Senior Partner in 1990. He was also President of the Management Consultants Association of India, Chairman of the Southern Region of the Indian Paint Association, Chairman of Direct Tax Committee of Southern India Chamber of Commerce, Member of Board of Governors of The Doon School.



Gaurav Swarup

Board Member

Gaurav Swarup is a qualified engineer and holds an MBA degree from Harvard University.

He is an industrialist of repute and is presently Chairman and Managing Director of Industrial and Prudential Investment Company Limited, a Listed Company. He is also Co-Chairman and Managing Director of Paharpur Cooling Towers Ltd. He is Director of several other public and private companies and member/chairman of Board Committees of such Companies.



Anita Gupta

Board Member

Anita Gupta is a Global Media & Communications Executive. She serves as Head of Global Media Relations & Regional Head of CSB Americas, Leadership & Communication strategy at Deutsche Post DHL. She started her career in the Consumer Industry with Bata International. Later she transitioned to the financial services industry & joined American Express Bank & later Citibank India. She has over 30 years of Executive Leadership experience and is an expert in designing & executing global media strategies for major organizations & brands.

A large orange triangle is positioned on the left side of the slide, pointing towards the bottom right corner.

A Global Player in Refractories..

Key Product Portfolio



Tap Hole Sleeve & Block



Tap Hole Mass



Hot Patching Mass



Pre Tap Plugs



Precast Roof



Slag Dart Refractories



Tap hole ramming mass



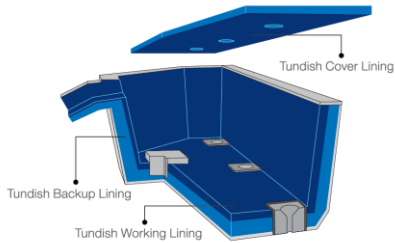
Slag Dart Machines & Dart Machine Accessories



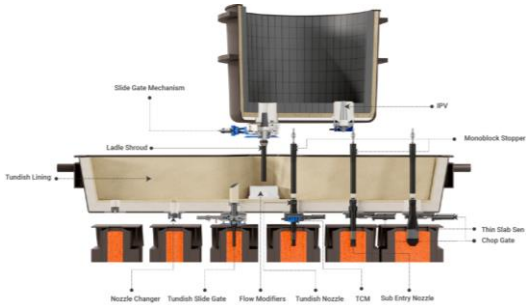
EBT Tap Hole Sleeve & Block



Delta Castable



Tundish Lining



Tundish



Slide Gate Refractories



Tundish Flow Modifiers



Key Product Portfolio



Coil Coating Mass



Neutral Ramming Mass



Purging Refractories



Sub Entry Nozzle / Shroud



Tundish Covering Compound



Casting Flux



Precast Hearth and Skid Blocks



Burner Blocks



EBT Filling Mass



Tundish Metering Nozzle



Ladle Well Filler




Precast Skid Pipe Cladding

Foundry

With more than seventy years of experience our group company Hofmann Ceramic GmbH provides innovative solutions and technical ceramics products related to the foundry industry, and is the specialist in the field of mold filling and solidification.

We support customers in calculating, designing, constructing, and simulating casting systems. We use precise simulation software to analyze casting systems in order to discover potential areas of improvement during mold filling and solidification and optimize the casting system early on in the development phase. This lets our customers benefit from shorter development times and lower costs, as well as consistent product and process quality.

Round Hole Filters




Hipercast



EXHOF feeder heads



SiC-DC casting



A large orange triangle is positioned on the left side of the page, pointing towards the bottom right corner.

A Responsible Corporate..

As a responsible corporate entity, IFGL constantly strives to drive sustainability through a holistic approach. From understanding the true essence of sustainable actions, to establishing the tiers of responsibility and integrating justifiable elements at every stage, sustainability is a multifaceted process for us. Responsible Care is the mantra that keeps IFGL going.

What Does Sustainability Mean For Us?

Holistic development is the cornerstone of each and every sustainability policy implemented at IFGL. We believe that, it is only through adoption of a just, equitable and inclusive organisational culture, that we can do our bit to keep our ecosystem healthy and vibrant. We understand sustainability as an amalgamation of four key considerations, which are:

The Importance Of Giving Back To The Planet

Replenishing the resources of Mother Earth is a key point of concern for everyone at IFGL. Through efficient product management, agile & conscious manufacturing standards, and diligent waste management modules, we build cleaner, greener chemistries – for a world where everyone can breathe easy.



A Focus On Socio-Economic Betterment

From starting medical clinics and arranging for free beds at hospitals, to providing school aids, setting up public toilets & more – IFGL constantly endeavours to work towards the greater good of the world. We also conduct a series of CSR activities, in our bid to create better opportunities for people, and foster mutually rewarding collaborations.



Caring For The Environment

At IFGL, we acknowledge and appreciate the fact that each of our activities touch the environment in some way or the other. That is precisely why we strive to ensure that ecological sustainability is maintained at all times, through responsible environmental transactions and payloads. Every little step matters – this is the belief that drives IFGL.



Ensuring The Welfare Of All Stakeholders

Through the implementation of the latest safety protocols, production parameters and efficient processes, IFGL ensures that the health & well-being of our employees or our esteemed customers are never put at any risk. The robust safety culture, together with seamless communications and talent recognition drives, establishes an ecosystem of all-inclusive growth.



Leveraging the Potential Of Renewable Energy Resource

The potential of renewable energy for transforming operations and ensuring sustainability is immense. At IFGL, we understand this – and that’s precisely why we have set up solar panels and a photovoltaic (PV) system at our production units in the UK, Germany and Vizag. As an ecologically responsible organisation, we plan to become more self-reliant and energy-efficient in future.



Sustainability at IFGL: 5 Strategic Pillars

Energy Efficiency

The dedicated energy management team at IFGL ensures efficient resource optimisation and energy efficiency. Energy wastage is kept at minimal levels at all times, and the efficacy of each process is reviewed periodically.

Product Stewardship

At IFGL, all environmental, health and safety policies are regularly upgraded, to rule out any probable risks to people, processes and/or the environment. Business objectives are properly balanced with social commitments, so that inclusive growth is facilitated.

Social Development

Taking concrete steps to foster societal relationships and welfare features prominently on the IFGL roster. Through targeted programs, drives and surveys, we try to find out the exact requirements of people. Social development campaigns are framed accordingly.

Health & Safety Management

At regular intervals, special initiatives are conducted by IFGL to identify and resolve potential health & safety risks at the workplace. There are emergency support systems in place too, to handle all possible safety & security issues promptly and in the most effective manner.

Environmental Conservation

From water recycling and waste management, to energy conservation and carbon footprint minimisation, IFGL strives to make all its activities uniformly eco-friendly. Our focus is squarely on maintaining the ‘greenness’ of the environment, that would usher in better tomorrows.

Maintaining a seamless balance between business, sustainability, and growth has always been a priority at IFGL. Through nurturing the latent potential of our people, and ensuring smooth integration with Mother Nature, we have established mutual exclusivity of the two. As a responsible corporate entity, IFGL has an unwavering commitment towards its social duties, and is constantly on the lookout to add value to all its actions & operations.

From health & safety and education, to sanitation, afforestation and more, our ambit of social responsibilities is extensive in the truest sense of the word. Sharing below a glimpse of some activities we carry out in and around the communities we impact.



Annual Sports Day Activities in School



Winter garments distribution in School



Sanitary Napkin Distribution and awareness in School



Dental Check-up Camp In School



Company's Chairman and Managing Director visit to school

01 Q2 & H1FY25 Performance Highlights

02 IFGL Refractories at a Glance

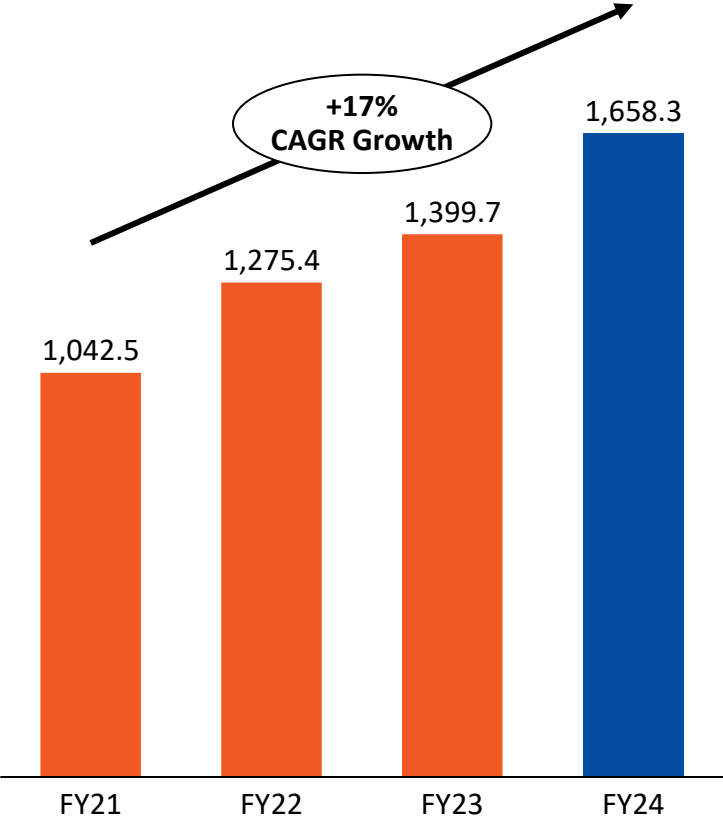
03 Historical Performance Highlights

04 Annexure

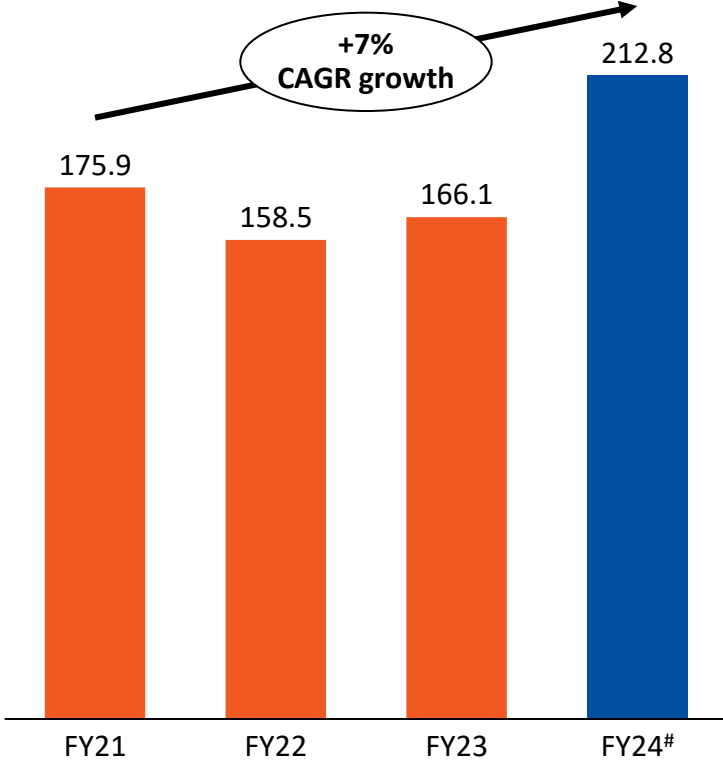
Agenda

Consolidated Historical Financial Highlights

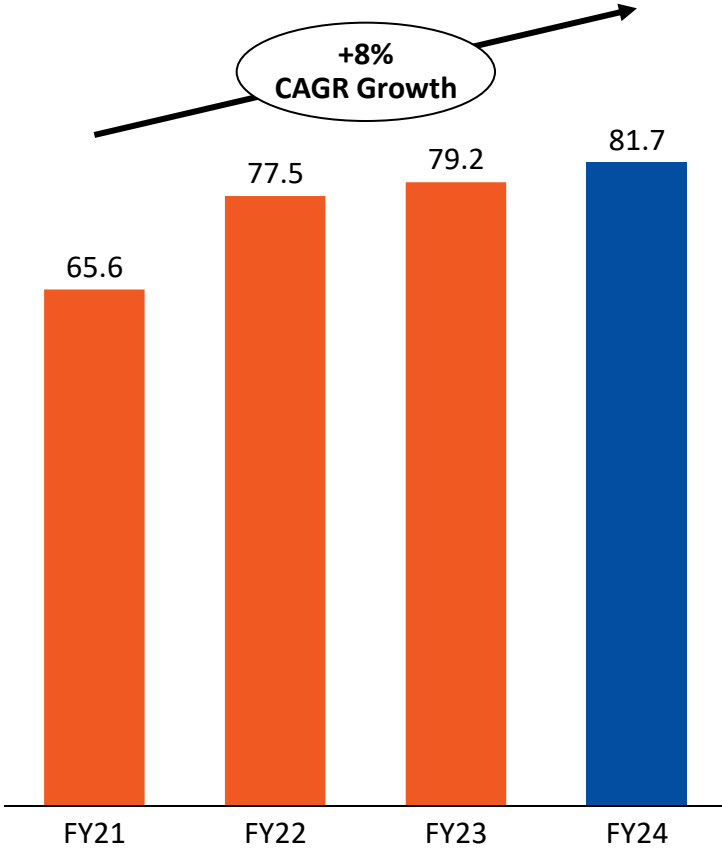
Total Income (Rs. Crs)



EBITDA (Rs. Crs)



Profit After Tax (Rs. Crs)



#Before One-off provision

Consolidated Historical Profit & Loss Statement

Particulars [Rs. Crs.]	FY24	FY23	FY22	FY21
Total Income	1,658.3	1,399.7	1,275.4	1,042.5
Materials consumed	831.5	722.8	614.6	474.0
Employee Expenses	250.3	194.8	173.9	151.8
Other Expenses	363.7	316.0	328.4	240.8
EBITDA before Exceptional Item	212.8	166.1	158.5	175.9
EBITDA Margins (%) before Exceptional Item	12.8%	11.9%	12.4%	16.9%
Exceptional Item (Provision for Doubtful Debt)	39.6	-	-	-
Reported EBITDA	173.1	166.1	158.5	175.9
Depreciation & Amortization	37.5	28.8	24.3	21.8
Goodwill amortized*	26.8	26.8	26.8	26.8
Finance Cost	11.0	4.8	3.4	3.1
Profit before Tax	97.8	105.7	103.9	124.2
Tax	16.2	26.5	26.5	58.6
Profit after Tax	81.7	79.2	77.5	65.6
One-time deferred tax adjustment (Goodwill)	-	-	-	20.2
Adjusted Profit after Tax **	81.7	79.2	77.5	85.8

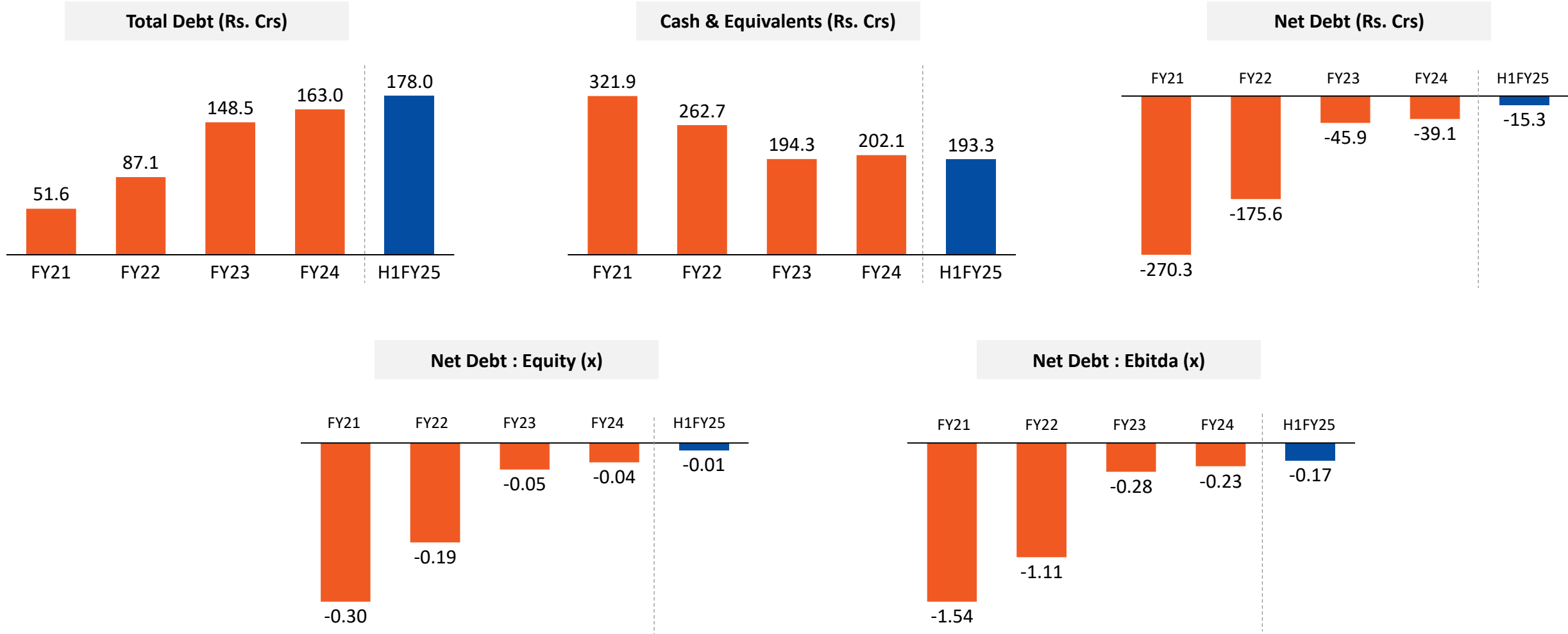
*Goodwill on account of Merger is being amortized over a period of 10 years.

** Adjusted PAT is after adding back exceptional loss and one-time deferred tax adjustment on account of goodwill

Consolidated Historical Balance Sheet Statement

Assets (in Rs. Crs.)	Mar-24	Mar-23	Mar-22	Mar-21	Equity & Liabilities (in Rs. Crs.)	Mar-24	Mar-23	Mar-22	Mar-21
Non-Current Assets	652.2	589.8	480.9	456.4	Equity	1,072.1	1005.0	934.0	890.5
Fixed Assets					Share Capital	36.0	36.0	36.0	36.0
Property Plant & Equipment	304.1	258.9	180.4	147.6	Other Equity	1,036.0	969.0	898.0	854.5
Right to Use Asset	21.7	23.1	21.7	20.3					
Capital WIP	104.1	45.6	25.0	22.1					
Goodwill (on Consolidation)	115.5	113.0	110.5	111.9					
Goodwill (Other)	58.3	84.7	106.8	133.5					
Intangible assets	17.1	20.3	2.5	2.2					
Financial Assets					Non-Current Liabilities	105.3	111.9	66.6	67.7
Investments	11.3	19.4	19.4	6.2	Financial Liabilities				
Loans & Deposits	-	-	-	-	Lease Liabilities	9.8	10.4	10.1	9.9
Others	3.2	6.4	2.3	5.5	Other Borrowings	58.7	49.6	8.7	11.9
Deferred Tax Assets (net)	-	-	-	-	Deferred Tax Liabilities (net)	36.8	51.8	47.8	45.8
Income Tax Assets (net)	10.1	10.5	4.8	3.8					
Other Non-current Assets	6.8	7.8	7.6	3.3					
Current Assets	838.2	836.1	805.2	727.5	Current Liabilities	313.0	309.0	285.4	225.8
Inventories	300.7	302.0	259.4	167.8	Financial Liabilities				
Financial Assets					Borrowings	104.3	98.9	78.4	39.6
Investments	115.2	113.0	115.5	121.7	Lease Liabilities	1.3	1.2	1.8	2.2
Loans & Deposits	0.1	-	-	-	Trade Payables	179.3	186.2	187.2	155.1
Trade Receivables	325.0	349.8	272.0	228.2	Other Financial Liabilities	13.1	11.5	9.1	8.3
Cash & cash equivalents	69.7	56.8	119.0	147.6	Income Tax Liabilities	10.0	1.6	1.8	2.0
Bank Balances	2.0	1.2	8.8	43.3	Other Current Liabilities	4.1	9.2	6.8	18.3
Other Financial Assets	6.2	1.5	9.0	3.9	Provisions	0.9	0.4	0.3	0.3
Other Current Assets	19.4	11.8	21.4	15.1					
Total Assets	1,490.4	1,425.9	1,286.1	1,183.9	Total Equity & Liabilities	1,490.4	1,425.9	1,286.1	1,183.9

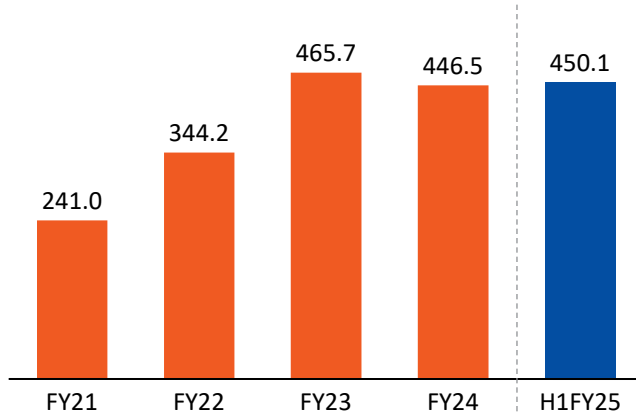
Creating sustainable value for Shareholders



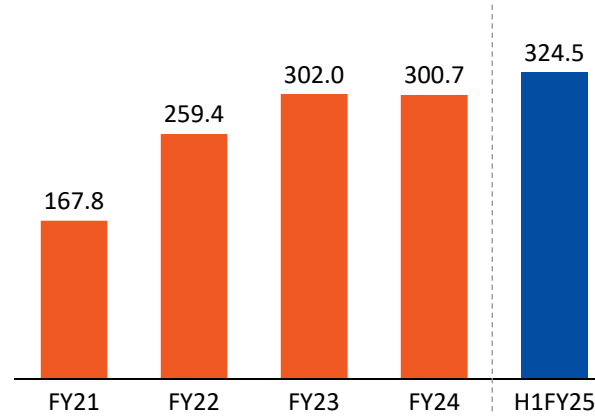
We are a net cash company from FY19 with our cash & equivalents improving from 134.2 Crs in FY19 to 193.3 Crs in H1FY25 while our net debt position as on 30th Sep-24 stood at -15.3 Crs

Key Consolidated Historical Ratios

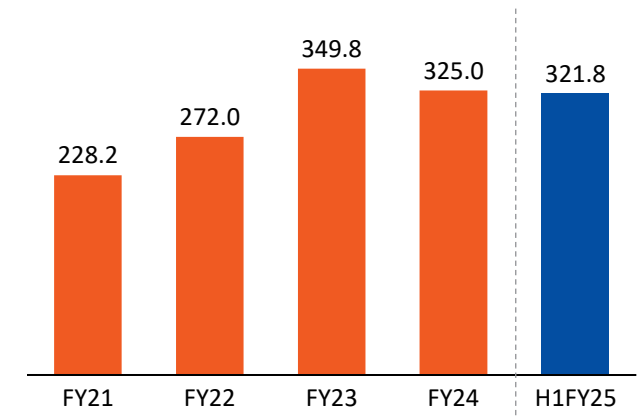
Working Capital (Rs. Crs)



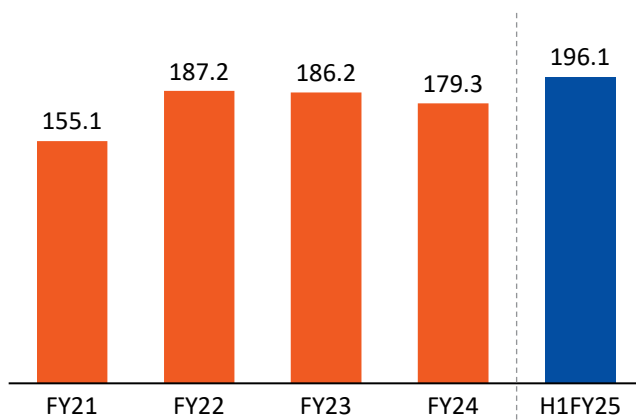
Inventories (Rs. Crs)



Receivables (Rs. Crs)

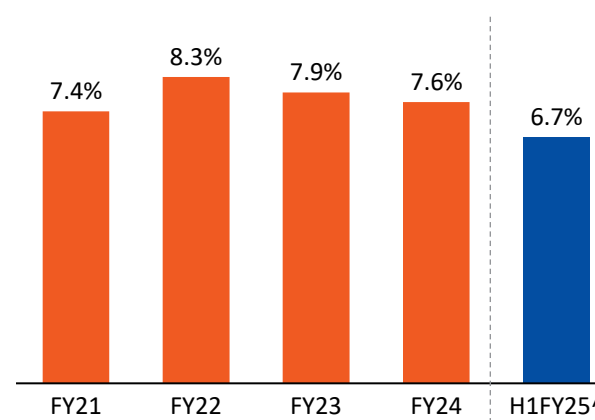


Payables (Rs. Crs)



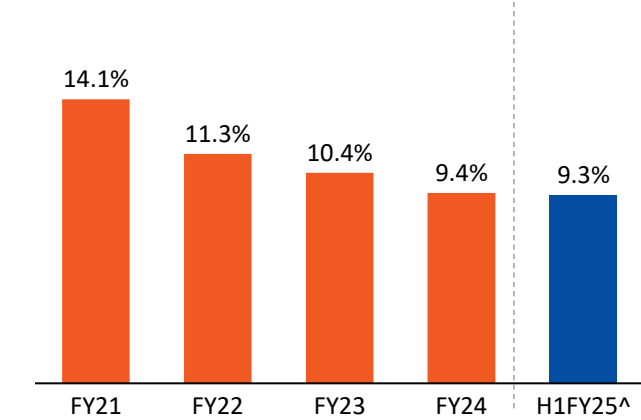
Return on Equity (%)

= Net Profit / Networth



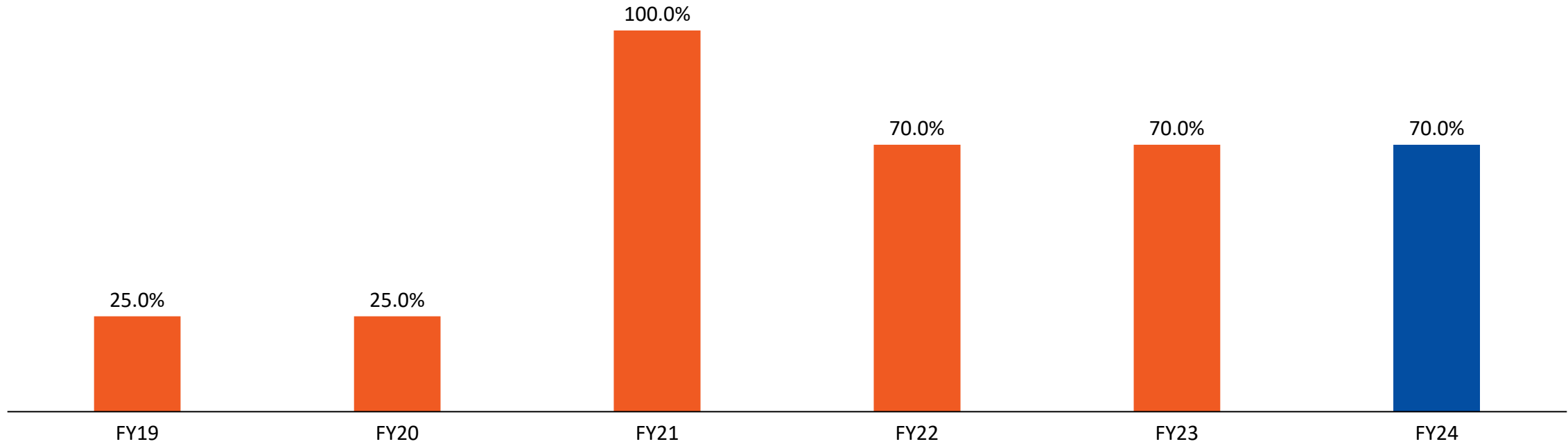
Return on Capital Employed (%)

= EBIT / Total Capital Employed



Total Capital employed includes total equity & total long-term debt. ^H1FY25 Annualized

Consistent Dividend Payout



Particulars (Rs.)	FY19	FY20	FY21 #	FY22	FY23	FY24
Consolidated Book Value Per Share	220.5	224.5	247.1	259.2	278.9	297.5
Consolidated Earning Per Share	14.0	11.1*	23.8*	21.5	21.9	22.66
Dividend Per Share	2.50	2.50	10.0#	7.0	7.0	7.0

* EPS Adjusted for exceptional item and one time deferred tax liability on account of goodwill

Includes Special Dividend of Rs. 6 per share

Agenda

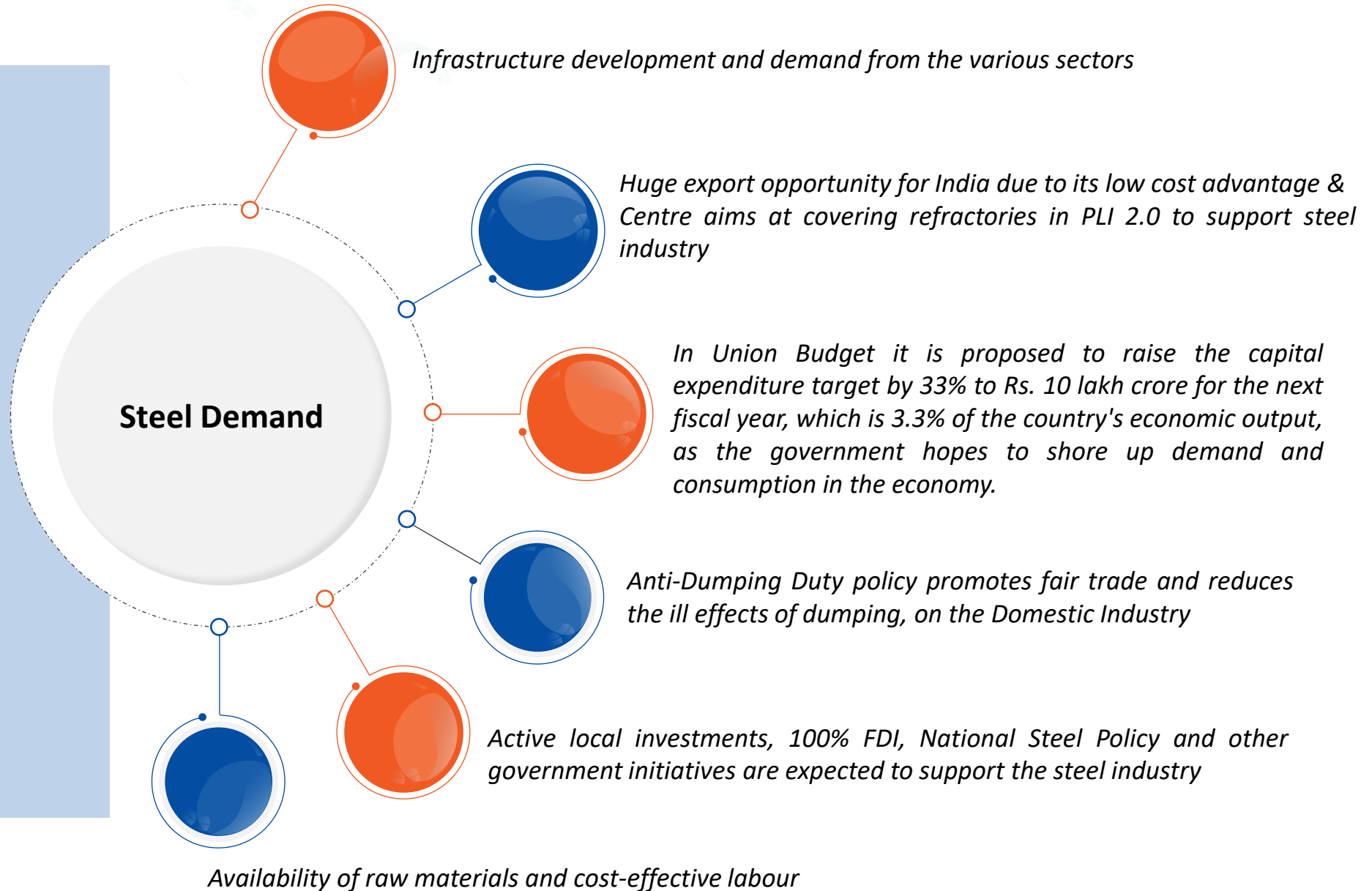
01 Q2 & H1FY25 Performance Highlights

02 IFGL Refractories at a Glance

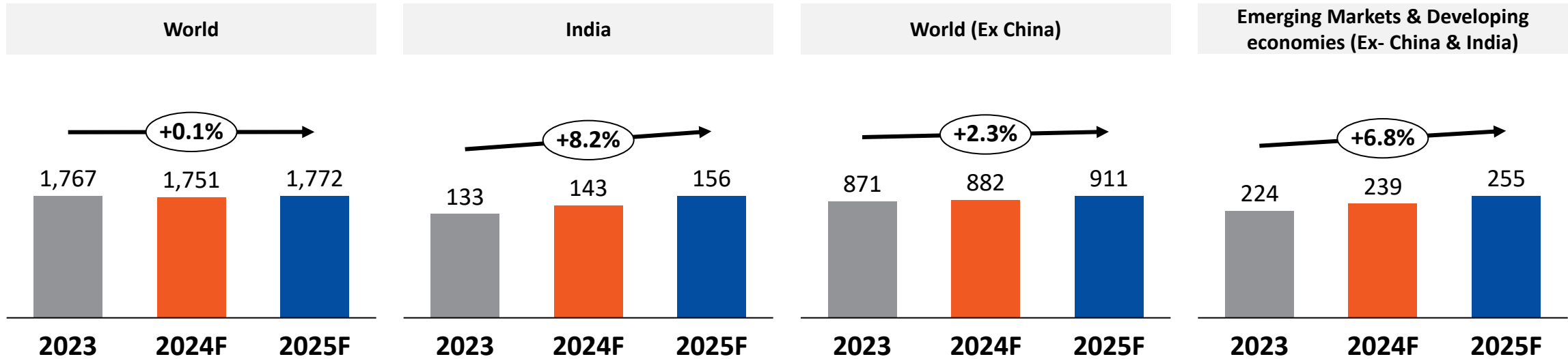
03 Historical Performance Highlights

04 Annexure

Growth Drivers will boost usage of refractory products significantly. Iron and steel industry accounts for around 70% of the refractories market share



In MT

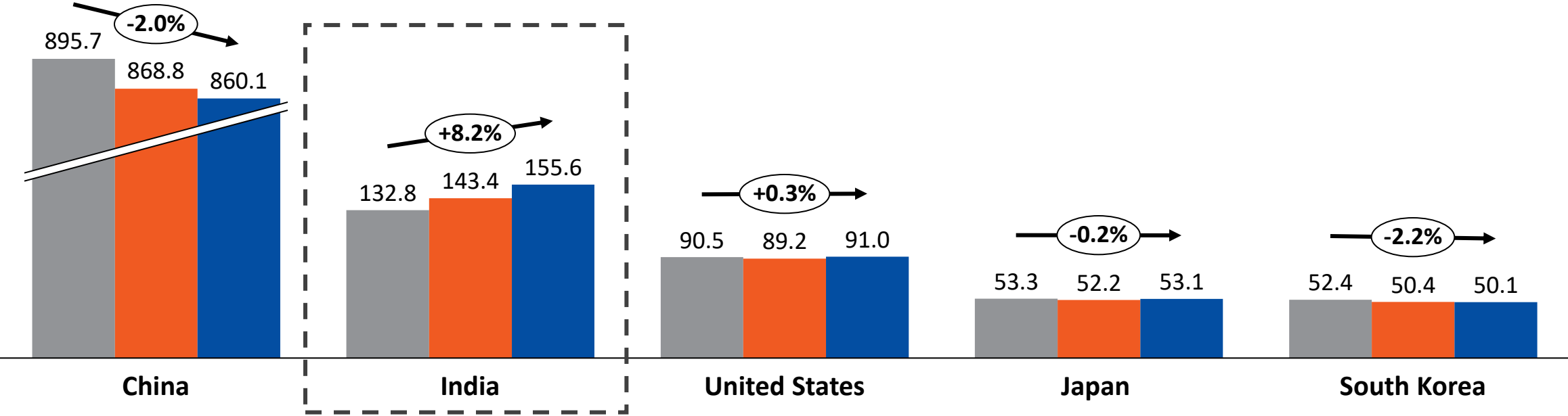


➤ Global outlook:

- As per WSA, this year global steel demand will drop further by 0.9% to 1,751 Mt. After three years of decline, WSA expects to see a broad-based recovery in the world excluding China in 2025. Global steel demand is forecast to finally rebound by 1.2% in 2025 to reach 1,772 Mt.
- Steel demand in the developing world excluding China is projected to grow by 3.5% in 2024 and 4.2% in 2025, driven by India's robust growth and a rebound in other major emerging economies
- India has emerged as the strongest driver of steel demand growth since 2021, and this trend is set to continue. WSA is maintaining robust growth projections for India, anticipating an 8.0% increase in steel demand over 2024 and 2025. This expansion is fuelled by growth across all steel-consuming sectors, especially by continued strong growth in infrastructure investments.

Top 5 Steel Consuming Countries

In MT 2023 2024F 2025F



India is expected to maintain its strong momentum, with robust growth in steel demand from on the back of strong urban consumption and continued growth in infrastructure spending.

Source: World Steel Association - Short Range Outlook October 2024

Thank You

Company:



IFGL Refractories Ltd.

CIN - L51909OR2007PLC027954

Mrs. Mansi Damani

mansi.damani@ifgl.in

www.ifglgroup.com

Investor Relations Advisor:

SGA Strategic Growth Advisors

Strategic Growth Advisors Pvt. Ltd.

CIN - U74140MH2010PTC204285

Mr. Sagar Shroff / Mr. Vatsal Shah

sagar.shroff@sgapl.net / vatsal.shah@sgapl.net

+91 98205 19303 / +91 88796 59884

www.sgapl.net