



January 13, 2025

**BSE Limited**

Phiroze Jeejeebhoy Towers,  
Dalal Street,  
Mumbai - 400 001

**National Stock Exchange of India Limited**

Exchange Plaza,  
Plot No. C/1, G Block,  
Bandra- Kurla Complex,  
Bandra (East), Mumbai - 400 051

Scrip Code - **533137**

Trading Symbol - **DEN**

Dear Sir(s),

**Sub: Standalone and Consolidated Unaudited Financial Results for the quarter and nine months ended December 31, 2024**

In continuation of our letter dated January 6, 2025 and pursuant to Regulation 33 of the SEBI (Listing Obligations and Disclosure Requirements) Regulations, 2015, we enclose the Unaudited Financial Results (Standalone and Consolidated) for the quarter and nine months ended December 31, 2024, along with Limited Review Reports of the Statutory Auditors on the above Results.

The said Financial Results were duly reviewed and recommended by the Audit Committee and approved by the Board of Directors of the Company, at their respective meetings held today i.e. January 13, 2025. The same can also be accessed at the Company's website at [www.dennetworks.com](http://www.dennetworks.com)

The meeting of the Board of Directors commenced at 3:00 P.M. and concluded at 4:05 P.M.

You are requested to take the same on records.

Thanking you,

Yours faithfully,

For **DEN NETWORKS LIMITED**

**Hema Kumari**

**Company Secretary & Compliance Officer**

**Encl:** As above

**DEN Networks Limited**

CIN: L92490MH2007PLC344765

**Corp. Office:** 236, Okhla Industrial Estate, Phase-III, New Delhi-110 020

Landline: +91 11 40522200 || Facsimile: +91 11 40522203 || E-mail: den@denonline.in | www.dennetworks.com

**Regd. Office:** Unit No.116, First Floor, C Wing Bldg. No.2 Kailas Industrial Complex L.B.S Marg Park Site  
Vikhroli(W), Mumbai, Mumbai City, Maharashtra, India, 400 079

Landline: +91 22 25170178 || E-mail: den@denonline.in | Website: www.dennetworks.com

**Independent Auditor's Review Report on Unaudited Standalone Financial Results of the Company Pursuant to the Regulation 33 of the SEBI (Listing Obligations and Disclosure Requirements) Regulations, 2015**

To,

**The Board of Directors of  
DEN NETWORKS LIMITED**

1. We have reviewed the accompanying statement of unaudited standalone financial results of **Den Networks Limited ("the Company")** for the quarter ended 31<sup>st</sup> December, 2024 and for the period from 1<sup>st</sup> April 2024 to 31<sup>st</sup> December 2024 ("the statement"), attached herewith, being submitted by the Company pursuant to the requirement of Regulation 33 of the SEBI (Listing Obligations and Disclosure Requirements) Regulations, 2015 ("the Listing Regulation"), as amended.
2. This statement, which is the responsibility of the Company's management and approved by the Company's Board of Directors, has been prepared in accordance with the recognition and measurement principles laid down in Indian Accounting Standard 34, "Interim Financial Reporting" (Ind AS 34) as prescribed under section 133 of the Companies Act, 2013 read with relevant rules issued thereunder and other accounting principles generally accepted in India. Our responsibility is to issue a report on the statement based on our review.
3. We conducted our review of the Statement in accordance with the Standard on Review Engagement (SRE) 2410, "Review of Interim Financial Information Performed by the Independent Auditor of the Entity" issued by the Institute of Chartered Accountants of India. This standard requires that we plan and perform the review to obtain moderate assurance as to whether the statement is free of material misstatement. A review is limited primarily to inquiries of Company personnel and an analytical procedure applied to financial data and thus provides less assurance than an audit. We have not performed an audit and accordingly, we do not express an audit opinion.



4. Based on our review conducted as above, nothing has come to our attention that causes us to believe that the accompanying statement of unaudited standalone financial results, prepared in accordance with the applicable accounting standards and other recognized accounting practices and policies has not disclosed the information required to be disclosed in terms of Regulation 33 of the Listing Regulations, as amended, including the manner in which it is to be disclosed, or that it contains any material misstatement.

**For Chaturvedi & Shah LLP**

Chartered Accountants

Registration No. 101720W/ W100355

*Vijay Napawaliya*

**Vijay Napawaliya**

Partner

Membership No. 109859

UDIN: 25109859BMMJNY9949



**Place:** Mumbai

**Date:** 13<sup>th</sup> January, 2025




**DEN NETWORKS LIMITED**

CIN: L92490MH2007PLC344765

Registered Office: Unit No.116, First Floor,C Wing Bldg. No.2 Kailas, Industrial Complex L.B.S Marg  
Park Site Vikhroli(W), Mumbai- 400079

**STATEMENT OF UNAUDITED STANDALONE FINANCIAL RESULTS FOR THE QUARTER AND NINE MONTHS ENDED 31ST DECEMBER, 2024**

Particulars	(Rs. in million, except per share data)					
	Quarter Ended (Unaudited)			Nine Months Ended (Unaudited)		Year Ended (Audited)
	31st Dec'24	30th Sept'24	31st Dec'23	31st Dec'24	31st Dec'23	31st March'24
<b>1. Income</b>						
(a) Revenue from operations	2,582.96	2,447.12	2,666.69	7,455.83	8,105.98	10,347.56
(b) Other income	530.11	672.85	494.64	1,736.81	1,489.27	2,043.83
<b>2. Total income</b>	<b>3,113.07</b>	<b>3,119.97</b>	<b>3,161.33</b>	<b>9,192.64</b>	<b>9,595.25</b>	<b>12,391.39</b>
<b>3. Expenses</b>						
(a) Cost of traded items	44.77	70.07	35.93	147.59	108.03	129.41
(b) Content cost	1,577.03	1,389.64	1,527.34	4,375.80	4,581.41	6,012.47
(c) Placement fees	434.22	435.57	386.18	1,173.00	1,103.94	1,408.65
(d) Employee benefits expense	166.09	171.40	149.19	489.48	468.20	629.26
(e) Finance costs	5.05	5.18	5.59	15.80	18.47	24.83
(f) Depreciation and amortisation expenses	179.95	183.98	180.03	535.92	553.89	727.93
(g) Other expenses	353.06	387.45	332.51	1,142.26	1,034.50	1,393.48
<b>4. Total expenses</b>	<b>2,760.17</b>	<b>2,643.29</b>	<b>2,616.77</b>	<b>7,879.85</b>	<b>7,868.44</b>	<b>10,326.03</b>
<b>5. Profit before tax (2-4)</b>	<b>352.90</b>	<b>476.68</b>	<b>544.56</b>	<b>1,312.79</b>	<b>1,726.81</b>	<b>2,065.36</b>
<b>6. Tax expense</b>						
(a) Current tax	-	-	-	36.79	-	53.96
(b) Deferred tax	121.73	133.03	134.60	341.93	386.56	254.83
<b>7. Total tax expense</b>	<b>121.73</b>	<b>133.03</b>	<b>134.60</b>	<b>378.72</b>	<b>386.56</b>	<b>308.79</b>
<b>8. Profit after tax (5-7)</b>	<b>231.17</b>	<b>343.65</b>	<b>409.96</b>	<b>934.07</b>	<b>1,340.25</b>	<b>1,756.57</b>
<b>9. Other comprehensive income:</b>						
(A) (i) Items that will not be reclassified to profit and loss	2.18	0.57	(2.00)	4.01	(1.53)	(2.37)
(ii) Income tax effect on above	(0.55)	(0.14)	0.50	(1.01)	0.38	0.60
(B) (i) Items that will be reclassified to profit and loss	-	-	-	-	3.40	3.40
(ii) Income tax effect on above	-	-	-	-	(0.86)	(0.86)
<b>10. Total other comprehensive income</b>	<b>1.63</b>	<b>0.43</b>	<b>(1.50)</b>	<b>3.00</b>	<b>1.39</b>	<b>0.77</b>
<b>11. Total comprehensive income (8+10)</b>	<b>232.80</b>	<b>344.08</b>	<b>408.46</b>	<b>937.07</b>	<b>1,341.64</b>	<b>1,757.34</b>
<b>12. Paid-up equity share capital (net) (Face value Rs. 10/-)</b>	4,767.66	4,767.66	4,767.66	4,767.66	4,767.66	4,767.66
<b>13. Other Equity excluding revaluation reserve</b>						31,360.46
<b>14. Earnings per share (EPS) (Face value Rs. 10/-)</b>						
(a) Basic EPS	0.48*	0.72*	0.86*	1.96*	2.81*	3.68
(b) Diluted EPS	0.48*	0.72*	0.86*	1.96*	2.81*	3.68
*not annualised						
<b>See accompanying notes to the standalone financial results</b>						



*Handwritten signature and initials.*

**Notes to the standalone unaudited financial results:**

- 1 The figures for the corresponding previous period / year have been regrouped / rearranged wherever considered necessary to make them comparable.
- 2 The audit committee has reviewed the above results and the Board of Directors has approved the above results and its release at their respective meetings held on 13th January, 2025. The statutory auditors of the company has carried out a limited review of the above results for the quarter and nine months ended 31st December, 2024.
- 3 The Company is engaged only in the cable business hence there is no separate reportable segment as per requirements of Ind AS 108 – Operating Segments.
- 4 During the year ended 31st March 2019, the Company had allotted on preferential basis 28,14,48,000 equity shares of Rs. 72.66 each at a premium of Rs. 62.66 per share aggregating to Rs. 20,450.00 million. The proceeds of preferential allotment amounting to Rs. 20,450.00 million have been invested in mutual funds and fixed deposits, pending utilisation for the same.

**For and on behalf of the Board of Directors  
of DEN NETWORKS LIMITED**



*[Handwritten signature]*  
**SAMBER MANCHANDA**  
Chairman and  
Non-Executive Director  
DIN: 00015459

A handwritten signature in blue ink, appearing to be "S.N. Sharma", written over a horizontal line.

**S.N. Sharma**  
Chief Executive Officer

New Delhi  
13th January, 2025



A small, handwritten mark or signature in the bottom left corner of the page.

**Independent Auditor's Review Report on unaudited consolidated financial results of the Company Pursuant to the Regulation 33 of the SEBI (Listing Obligations and Disclosure Requirements) Regulations, 2015**

To,  
The Board of Directors of  
DEN NETWORKS LIMITED

1. We have reviewed the accompanying statement of unaudited consolidated financial results of **Den Networks Limited** ("the Parent") and its subsidiaries (the parent and its subsidiaries together refer to as "the Group"), and its share of the net profit/(loss) after tax and total comprehensive income of its associates for the quarter ended 31<sup>st</sup> December, 2024 and for the period from 1<sup>st</sup> April 2024 to 31<sup>st</sup> December, 2024 ("the statement"), being submitted by the Parent pursuant to the requirement of Regulation 33 of the SEBI (Listing Obligation and Disclosure Requirements) Regulation, 2015 ("the Listing Regulations"), as amended.
2. This statement, which is the responsibility of the parent's management and approved by the Parent's Board of Directors, has been prepared in accordance with the recognition and measurement principles laid down in Indian Accounting Standard 34, Interim Financial Reporting (Ind AS 34) as prescribed under Section 133 of the Companies Act, 2013 read with relevant rules issued thereunder and other accounting principles generally accepted in India. Our responsibility is to express a conclusion on the statement based on our review.
3. We conducted our review of the statement in accordance with the Standard on Review Engagement (SRE) 2410, "Review of Interim Financial Information Performed by the Independent Auditor of the Entity" issued by the Institute of Chartered Accountants of India. A review of interim financial information consists of making enquiries, primarily of persons responsible for financial and accounting matters, and applying analytical and other review procedures. A review is substantially less in scope than an audit conducted in accordance with Standards on Auditing and consequently does not enable us to obtain assurance that we would become aware of all significant matters that might be identified in an audit. Accordingly, we do not express an audit opinion.





We also performed procedures in accordance with the circular no. CIR/CFD/CMD1/44/2019 issued by the Securities and Exchange Board of India under Regulation 33 (8) of the Listing Regulations, as amended, to the extent applicable.

4. The statement includes the results of the entities listed in Annexure A.
5. Based on our review conducted and procedures performed as stated in paragraph 3 above and based on the consideration of the review reports of the other auditors referred to in paragraph 6 below, nothing has come to our attention that causes us to believe that the accompanying statement of unaudited consolidated financial results, prepared in accordance with the recognition and measurement principles laid down in the aforesaid Indian Accounting Standard and other accounting principles generally accepted in India, has not disclosed the information required to be disclosed in terms of Regulation 33 of the Listing Regulations, as amended, including the manner in which it is to be disclosed, or that it contains any material misstatement.
6. We did not review the interim financial information/financial results of 32 subsidiaries included in the unaudited consolidated financial results, whose interim financial information/financial results reflect total revenue of Rs.1,126.11 million and Rs.3,285.67 million, total net profit/ (loss) after tax Rs.153.87 million and Rs.359.01 million and total comprehensive income of Rs.153.97 million and Rs.359.33 million for the quarter ended 31<sup>st</sup> December, 2024 and for the period from 1<sup>st</sup> April, 2024 to 31<sup>st</sup> December, 2024 respectively as considered in the unaudited consolidated financial results. The unaudited consolidated financial results also include the Group's share of net Profit/ (loss) after tax of Rs. (3.53) million and Rs. (21.78) million and total comprehensive income of Rs.(3.54) million and Rs.(21.80) million for the quarter ended 31<sup>st</sup> December, 2024 and for the period from 1<sup>st</sup> April, 2024 to 31<sup>st</sup> December, 2024, as considered in the unaudited consolidated financial results in respect of 5 associates. These interim financial information/financial results have been reviewed by other auditors, whose reports have been furnished to us by the Management and our conclusion on the statement, in so far as it relates to the amount and disclosures included in respect of these subsidiaries and associates is based solely on the reports of the other auditors and procedures performed by us as stated in paragraph 3 above.



Our conclusion on the statement is not modified in respect of the above matters with respect to our reliance on the work done and the report of other auditors.

**For Chaturvedi & Shah LLP**  
Chartered Accountants  
Registration No. 101720W/ W100355

**Vijay Napawaliya**  
Partner  
Membership No. 109859  
UDIN: 25109859BMMJNX8309



Place: Mumbai  
Date: 13<sup>th</sup> January, 2025



**Annexure A**

**List of entities consolidated**

**a) Subsidiaries**

**S. No. Name of Company**

- 1 Den Broadband Limited
- 2 Futuristic Media and Entertainment Limited
- 3 Den Budaun Cable Network Private Limited
- 4 Den F K Cable TV Network Private Limited
- 5 Den Satellite Cable TV Network Limited
- 6 Meerut Cable Network Private Limited
- 7 Den Kashi Cable Network Limited
- 8 Kishna Den Cable Networks Private Limited
- 9 Bhadohi Den Entertainment Private Limited
- 10 Eminent Cable Network Private Limited
- 11 Rose Entertainment Private Limited
- 12 Mansion Cable Network Private Limited
- 13 Den Malayalam Telenet Private Limited
- 14 Drashti Cable Network Limited
- 15 Mahadev Den Cable Network Limited
- 16 Den Rajkot City Communication Private Limited
- 17 Galaxy Den Media & Entertainment Private Limited
- 18 Den-Manoranjan Satellite Private Limited
- 19 Den Nashik City Cable Network Private Limited
- 20 Den Supreme Satellite Vision Private Limited
- 21 Den Discovery Digital Networks Private Limited
- 22 Den Premium Multilink Cable Network Private Limited
- 23 Radiant Satellite (India) Private Limited
- 24 Srishti Den Networks Limited
- 25 Den Enjoy Cable Networks Private Limited
- 26 Den Enjoy Navaratan Network Private Limited
- 27 Den Fateh Marketing Private Limited
- 28 Mahavir Den Entertainment Private Limited
- 29 Den Ambey Cable Networks Private Limited
- 30 VBS Digital Distribution Network Limited
- 31 Den Mod Max Cable Network Private Limited
- 32 Den Saya Channel Network Limited
- 33 Libra Cable Network Limited




b) Associate entities

S. No.	Name of Company
1	Den Satellite Network Private Limited
2	DEN New Broad Communication Private Limited
3	Konark IP Dossiers Private Limited
4	DEN ABC Cable Network Ambarnath Private Limited
5	DEN ADN Network Private Limited



**DEN NETWORKS LIMITED**  
**CIN: L92490MH2007PLC344765**  
Registered Office: Unit No.- 116, First Floor, C Wing Bldg. No. 2, Kailas Industrial complex, L.B.S. Marg, Park Site, Vikhroli (W), Mumbai-400079  
**STATEMENT OF CONSOLIDATED UNAUDITED FINANCIAL RESULTS FOR THE QUARTER AND NINE MONTHS ENDED 31ST DECEMBER, 2024**


Particulars	(Rs. in million except per share data)					
	Quarter Ended (Unaudited)			Nine Months Ended (Unaudited)		Year Ended (Audited)
	31st Dec'24	30th Sep'24	31st Dec'23	31st Dec'24	31st Dec'23	31st Mar'24
<b>1. Income</b>						
(a) Revenue from operations	2,607.04	2,490.80	2,729.37	7,573.12	8,227.31	10,807.48
(b) Other income	550.82	691.83	509.16	1,794.64	1,523.27	2,069.37
<b>2. Total income</b>	<b>3,157.86</b>	<b>3,182.63</b>	<b>3,238.53</b>	<b>9,367.76</b>	<b>9,750.58</b>	<b>12,876.85</b>
<b>3. Expenses</b>						
(a) Content cost	1,590.01	1,402.93	1,541.83	4,415.58	4,625.05	6,070.64
(b) Employee benefits expense	202.58	207.96	185.41	598.78	596.92	796.78
(c) Finance costs	5.11	5.18	5.94	15.86	19.38	25.74
(d) Depreciation and amortisation expense	264.21	274.09	280.95	795.19	849.01	1,128.10
(e) Other expenses	537.76	601.54	595.48	1,722.27	1,858.07	2,392.65
<b>4. Total expenses</b>	<b>2,599.67</b>	<b>2,491.70</b>	<b>2,609.61</b>	<b>7,547.68</b>	<b>7,948.43</b>	<b>10,413.91</b>
<b>5. Profit before share in profit/ (loss) of associates and tax expense (2-4)</b>	<b>558.19</b>	<b>690.93</b>	<b>628.92</b>	<b>1,820.08</b>	<b>1,802.15</b>	<b>2,462.94</b>
<b>6. Share of profit/ (loss) of associates</b>	<b>(3.53)</b>	<b>(2.00)</b>	<b>(9.93)</b>	<b>(21.78)</b>	<b>(43.65)</b>	<b>(16.68)</b>
<b>7. Profit before tax (5+6)</b>	<b>554.66</b>	<b>688.93</b>	<b>618.99</b>	<b>1,798.30</b>	<b>1,758.50</b>	<b>2,446.26</b>
<b>8. Tax expense</b>						
(a) Current tax	15.11	27.23	1.70	79.73	3.90	55.60
(b) Deferred tax	120.26	145.21	138.71	349.88	397.17	262.72
<b>9. Total tax expense</b>	<b>135.37</b>	<b>172.44</b>	<b>140.41</b>	<b>429.61</b>	<b>401.07</b>	<b>318.32</b>
<b>10. Profit after tax (7-9)</b>	<b>419.29</b>	<b>516.49</b>	<b>478.58</b>	<b>1,368.69</b>	<b>1,357.43</b>	<b>2,127.94</b>
<b>11. Other comprehensive income:</b>						
(A) (i) Items that will not be reclassified to profit and loss	2.29	0.67	1.52	4.34	3.00	3.32
(ii) Income tax effect on above	(0.55)	(0.14)	0.50	(1.01)	0.38	0.46
(iii) Share of other comprehensive income in associates to the extent that will not be reclassified to profits and loss	(0.01)	0.03	0.01	(0.02)	0.02	(0.10)
(B) (i) Items that will be reclassified to profit and loss	-	-	-	-	3.40	3.40
(ii) Income tax effect on above	-	-	-	-	(0.86)	(0.86)
<b>12. Total other comprehensive income</b>	<b>1.73</b>	<b>0.56</b>	<b>2.03</b>	<b>3.31</b>	<b>5.94</b>	<b>6.22</b>
<b>13. Total comprehensive income (10+12)</b>	<b>421.02</b>	<b>517.05</b>	<b>480.61</b>	<b>1,372.00</b>	<b>1,363.37</b>	<b>2,134.16</b>
<b>14. Profit / (Loss) attributable to :</b>						
- Owners of the Company	403.13	520.51	472.84	1,378.80	1,355.89	2,146.50
- Non-controlling interest	16.16	(4.02)	5.74	(10.11)	1.54	(18.56)
	<b>419.29</b>	<b>516.49</b>	<b>478.58</b>	<b>1,368.69</b>	<b>1,357.43</b>	<b>2,127.94</b>
<b>15. Other comprehensive income attributable to :</b>						
- Owners of the Company	1.65	0.49	2.03	3.09	5.93	5.64
- Non-controlling interest	0.08	0.07	-	0.22	0.01	0.58
	<b>1.73</b>	<b>0.56</b>	<b>2.03</b>	<b>3.31</b>	<b>5.94</b>	<b>6.22</b>
<b>16. Total comprehensive income attributable to :</b>						
- Owners of the Company	404.78	521.00	474.87	1,381.89	1,361.82	2,152.14
- Non-controlling interest	16.24	(3.95)	5.74	(9.89)	1.55	(17.98)
	<b>421.02</b>	<b>517.05</b>	<b>480.61</b>	<b>1,372.00</b>	<b>1,363.37</b>	<b>2,134.16</b>
<b>17. Paid-up equity share capital (net) (Face value Rs. 10/-)</b>	<b>4,767.66</b>	<b>4,767.66</b>	<b>4,767.66</b>	<b>4,767.66</b>	<b>4,767.66</b>	<b>4,767.66</b>
<b>18. Other equity (excluding revaluation reserve)</b>						<b>29,433.40</b>
<b>19. Earnings per share (EPS) (Face value Rs. 10/-)</b>						
(a) Basic	0.85*	1.09*	0.99*	2.89*	2.84*	4.50
(b) Diluted	0.85*	1.09*	0.99*	2.89*	2.84*	4.50
*not annualised						
<b>See accompanying notes to the consolidated financial results</b>						





**DEN NETWORKS LIMITED**  
 Registered Office: Unit No.- 116, First Floor, C Wing Bldg. No. 2, Kailas Industrial complex, L.B.S. Marg, Park Site, Vikhroli (W), Mumbai-400079  
 CIN: L92490MH2007PLC344765  
**UNAUDITED CONSOLIDATED SEGMENT INFORMATION FOR THE QUARTER AND NINE MONTHS ENDED 31ST DECEMBER, 2024**

Particulars	Quarter Ended (Unaudited)			Nine Months Ended (Unaudited)		(Rs. in million)
	31st Dec'24	30th Sep'24	31st Dec'23	31st Dec'24	31st Dec'23	Year Ended (Audited) 31st Mar'24
<b>Segment Revenue</b>						
(a) Cable distribution network	2,495.73	2,374.26	2,648.03	7,224.05	7,982.72	10,440.31
(b) Broadband	111.31	116.54	81.34	349.07	244.59	367.17
<b>Total</b>	<b>2,607.04</b>	<b>2,490.80</b>	<b>2,729.37</b>	<b>7,573.12</b>	<b>8,227.31</b>	<b>10,807.48</b>
<b>Segment Results</b>						
(a) Cable distribution network	(21.12)	(20.66)	151.52	(46.46)	448.88	533.39
(b) Broadband	33.60	24.94	(25.82)	87.76	(150.62)	(114.08)
<b>Total</b>	<b>12.48</b>	<b>4.28</b>	<b>125.70</b>	<b>41.30</b>	<b>298.26</b>	<b>419.31</b>
Add/(Less) :						
i. Finance costs	(5.11)	(5.18)	(5.94)	(15.86)	(19.38)	(25.74)
ii. Other income	550.82	691.83	509.16	1,794.64	1,523.27	2,069.37
<b>Profit before share in profit/ (loss) of associates and tax expense</b>	<b>558.19</b>	<b>690.93</b>	<b>628.92</b>	<b>1,820.08</b>	<b>1,802.15</b>	<b>2,462.94</b>
Add : Share of profit/(loss) of associates	(3.53)	(2.00)	(9.93)	(21.78)	(43.65)	(16.68)
<b>Profit before tax</b>	<b>554.66</b>	<b>688.93</b>	<b>618.99</b>	<b>1,798.30</b>	<b>1,758.50</b>	<b>2,446.26</b>
Less: Tax expense	135.37	172.44	140.41	429.61	401.07	318.32
<b>Profit after tax</b>	<b>419.29</b>	<b>516.49</b>	<b>478.58</b>	<b>1,368.69</b>	<b>1,357.43</b>	<b>2,127.94</b>
<b>Segment Assets</b>						
(a) Cable distribution network	9,177.54	9,114.95	9,403.67	9,177.54	9,403.67	8,870.21
(b) Broadband	383.39	403.85	400.15	383.39	400.15	437.03
<b>Total segment assets</b>	<b>9,560.93</b>	<b>9,518.80</b>	<b>9,803.82</b>	<b>9,560.93</b>	<b>9,803.82</b>	<b>9,307.24</b>
Add: Unallocated assets	31,514.63	31,133.49	29,549.00	31,514.63	29,549.00	29,958.25
<b>Total assets</b>	<b>41,075.56</b>	<b>40,652.29</b>	<b>39,352.82</b>	<b>41,075.56</b>	<b>39,352.82</b>	<b>39,265.49</b>
<b>Segment Liabilities</b>						
(a) Cable distribution network	4,824.17	4,792.36	5,178.13	4,824.17	5,178.13	4,344.21
(b) Broadband	245.39	274.86	293.68	245.39	293.68	286.49
<b>Total segment liabilities</b>	<b>5,069.56</b>	<b>5,067.22</b>	<b>5,471.81</b>	<b>5,069.56</b>	<b>5,471.81</b>	<b>4,630.70</b>
Add: Unallocated liabilities	-	-	-	-	-	-
<b>Total liabilities</b>	<b>5,069.56</b>	<b>5,067.22</b>	<b>5,471.81</b>	<b>5,069.56</b>	<b>5,471.81</b>	<b>4,630.70</b>



*[Handwritten signature]*

*[Handwritten initials]*

**Notes to the consolidated unaudited financial results:**

- 1 The figures for the corresponding previous period / year have been regrouped / rearranged wherever considered necessary to make them comparable.
- 2 The consolidated financial results relate to DEN NETWORKS LIMITED ('the Company' or 'the Parent Company'), its subsidiaries companies and its associates, collectively referred to as 'the Group'.
- 3 The audit committee has reviewed the above results and the Board of Directors has approved the above results and its release at their respective meetings held on 13th January 2025. The Statutory Auditors of the Company has carried out a limited review of abovesaid results.
- 4 During the year ended 31 March 2019, the Company had allotted on preferential basis 28,14,48,000 equity shares of Rs. 72.66 each at a premium of Rs. 62.66 per share aggregating to Rs. 20,450.00 million. The proceeds of preferential allotment amounting to Rs. 20,450.00 million have been invested in mutual funds and fixed deposits, pending utilisation for the same.

For and on behalf of the Board of Directors  
of DEN NETWORKS LIMITED

**SAMEER MANCHANDA**  
Chairman and Non-Executive Director  
DIN: 00015459



  
**S.N. Sharma**  
Chief Executive Officer

New Delhi  
13th January, 2025



