



STL GLOBAL LIMITED

Plot No. 207-208, Sector-58, Faridabad Haryana (INDIA)
Tel : 0129-4275900 - 4275930, Fax : 0129-4275999
E-mail : info@stl-global.com Website : www.stl-global.com
CIN : L51909DL1997PLC088667

Date: 29-05-2024

From: **STL Global Limited**
Scrip Code: **532730**

To
**The Listing Compliance Department,
BSE Limited,**
Phiroze Jeejeebhoy Towers,
25th Floor, Dalal Street,
Mumbai 400 001, MH

Sub: **Submission of Outcome of the Board Meeting and Audited Financial Results along with Auditor's Report and declaration for Audit Report with Unmodified Opinion for the quarter and financial year ended on March 31, 2024**

Dear Sir/Madam,

With reference to above captioned subject, we hereby inform the Stock Exchange that in the Meeting of the Board of Directors of the Company held on Wednesday the 29th day of May, 2024 at 11:00 A.M. at the Corporate Office of the Company at Plot No.207-208, Sector-58, Faridabad, Haryana-121004, the Board has:

1. Approved and adopted the Audited Financial Results of the Company as per Schedule III of the Companies Act, 2013 and Regulation 33 of SEBI (Listing Obligations & Disclosure Requirements) Regulations, 2015 as amended from time to time for the quarter and financial year ended on March 31, 2024.
2. Approved and adopted the Statement of Assets & Liabilities and Cash Flow Statement for the quarter and financial year ended on March 31, 2024.
3. Approved and adopted the Auditor's Report and declaration for Audit Report with Unmodified Opinion for the quarter and financial year ended on March 31, 2024.

The meeting of the Board of Directors concluded at 02:00 P.M.

Kindly take the above information on your record and acknowledge receipt of the same.

Thanking you,

Yours truly,
For **STL GLOBAL LIMITED**


Sanjiv Kumar Agarwal
Whole Time Director
DIN: 00227251



Encl:

- (i) Audited Financial Results along with Statement of Assets and Liabilities and Cash Flow Statement for the quarter and financial year ended on March 31, 2024
- (ii) Auditor's Report for the quarter and financial year ended on March 31, 2024
- (iii) Declaration for Audit Report with Unmodified Opinion

STL GLOBAL LIMITED

CIN: L51909DL1997PLC088667

Regd. Off. Unit No.111, Block No.1, First Floor, Tribhuvan Complex, Ishwar Nagar, New Delhi-110065

STATEMENT OF AUDITED FINANCIAL RESULTS FOR THE QUARTER AND YEAR ENDED ON 31st March,2024

PART I		(Rs. in lakhs)				
Sl. No.	Particulars	Quarter Ended			Year Ended	
		31.03.2023	31.12.2023	31.03.2023	31.03.2024	31.03.2023
		(Audited)	(Unaudited)	(Audited)	(Audited)	(Audited)
I	Revenue from Operations	2,340.07	2,563.73	2,026.58	8,678.61	10,063.06
II	Other Income	27.01	0.05	17.85	31.99	22.29
III	Total Revenue (net) (I+II)	2,367.08	2,563.78	2,044.43	8,710.60	10,085.36
IV	Expenses :					
	a) Cost of materials consumed	1,624.92	1,909.93	1,243.87	6,137.05	6,607.50
	b) Changes in inventories of finished goods, work-in-progress and stock-in-trade	67.63	(121.61)	149.63	(73.02)	105.59
	c) Employee benefits expenses	217.68	176.82	164.23	705.03	672.09
	d) Finance costs	41.29	24.46	16.78	103.06	66.36
	e) Depreciation and amortisation expense	36.41	34.67	40.45	139.67	158.02
	f) Power & fuel	315.47	373.49	285.77	1,282.35	1,633.36
	g) Other Expenditure	150.97	179.18	129.41	679.41	810.65
	Total Expenses	2,454.37	2,576.94	2,030.14	8,973.55	10,053.57
V	Profit/(Loss) before Exceptional Items and tax (III-IV)	(87.29)	(13.16)	14.29	(262.95)	31.79
VI	Exceptional Items - Expenses/ (Income)	-	-	-	-	-
VII	Profit/(Loss) before tax (V-VI)	(87.29)	(13.16)	14.29	(262.95)	31.79
VIII	Less: Tax Expense					
	(1) Current tax with Tax adjustment for earlier	-	-	2.04	-	4.96
	(2) Deferred tax	(11.29)	1.28	5.22	(4.56)	4.92
IX	Profit/(Loss) after tax (VII-VIII)	(76.00)	(14.44)	7.03	(258.39)	21.91
X	Other Comprehensive Income (Loss)	-	-	-	-	-
A	(i) Items that will not be re-classified to profit or	-	-	-	-	-
	(ii) Income tax relating to items that will not be re-classified to profit or loss	-	-	-	-	-
XI	Total comprehensive Income For the period (IX+X)	(76.00)	(14.44)	7.03	(258.39)	21.91
XII	Earning/(Loss) Per Equity Share (of Rs. 10/-each)					
	(a) Basic EPS (not annualised)	(0.28)	(0.05)	0.03	(0.96)	0.08
	(b) Diluted EPS (not annualised)	(0.28)	(0.05)	0.03	(0.96)	0.08

Notes:

- The standalone audited financial results of the Company for the quarter and year ended on 31st March, 2024 have been reviewed by the Audit committee and taken on record and approved by the Board of Directors at the meeting held on Wednesday i.e. 29th May, 2024.
- The statement has been prepared in accordance with the Companies (Indian Accounting Standard) Rules, 2015 (Ind AS) prescribed under section 133 of the Companies Act, 2013 and other recognised accounting practices and policies to the extent applicable.
- The figure for the quarter ended March 31,2024 and March 31,2023 are the balancing figure between the audited figures in respect of the full financial year and published un-audited year to date figures upto the third quarter of the respective financial year.
- Previous year/period figures have been re-grouped or re-arranged, wherever considered necessary to make them Comparable with current period figures.
- The Company is engaged primarily in textile Business and has only one reportable segment in terms of the AS 108- Operation segment,

Place: Faridabad
Dated: 29.05.2024

For and on behalf of the Board of Directors

Sanjiv Kumar Agarwal
Sanjiv Kumar Agarwal
Director



STL GLOBAL LIMITED

STATEMENT OF ASSETS & LIABILITIES as at 31st March, 2024


(Rs. in Lakhs)

Sl. No.	Particulars	Year Ended 31.03.2024 (Audited)	Year Ended 31.03.2023 (Audited)
I	ASSETS		
1	Non-current assets		
	Property, plant and equipment	1,795.31	1,895.68
	Financial assets		
	- other financial Assets	128.52	87.30
	Deferred Tax Assets	68.38	63.82
	Other Non- current assets	414.54	345.37
	Total Non-current Assets	2,406.75	2,392.17
2	Current assets		
	(b) Inventories	1,288.88	991.20
	(b) Financial assets		
	- Trade receivables	2,573.07	2,902.34
	- Cash and cash equivalents	24.53	9.97
	- Other financial assets	0.92	0.91
	(c) Other Current assets	595.48	354.48
	Total Assets	4,482.88	4,258.90
	TOTAL ASSETS	6,889.63	6,651.07
II	EQUITY AND LIABILITIES		
1	Equity		
	(a) Equity share capital	2,722.43	2,722.18
	(b) Other equity	(33.31)	223.85
	Total Equity	2,689.12	2,946.03
2	Non-current liabilities		
	(a) Financial liabilities		
	-Borrowings	1,932.30	1,322.30
	(b) Other Non- current liabilities	109.15	89.65
	Sub-total - Non-current liabilities	2,041.45	1,411.95
3	Current liabilities		
	(a) Financial liabilities		
	- Borrowings	-	537.00
	- Trade payables	2,021.35	1,659.16
	(b) Other current liabilities	123.88	79.92
	(c) Provisions	13.82	17.01
	Sub-total - Current liabilities	2,159.05	2,293.09
	TOTAL - EQUITY AND LIABILITIES	6,889.63	6,651.07

Place: Faridabad
Dated: 29.05.2024

For and on behalf of the Board of Directors


Sanjiv Kumar Agarwal
Director




STL GLOBAL LIMITED
AUDITED STANDALONE CASHFLOW STATEMENT FOR THE YEAR ENDED 31st MARCH-2024

(Rs. in Lakhs)

Particulars	Year Ended	Year Ended
	31.03.2024	31.03.2023
	Audited	Audited
A. Cash flow from operating activities		
Profit before tax	(262.95)	31.79
Adjustments for:		
Depreciation and amortization	139.67	158.02
Interest and other Income	(29.42)	(20.28)
(Profit) / loss on sale of property, plant and equipment (net)	0.00	0.46
Financial costs	103.06	66.36
Allowance for doubtful debt and advances	0.73	14.68
Provision for employee Benefit	19.50	(2.36)
Operating profit before working capital changes	(29.42)	248.68
Adjusted For :		
(Increase)/ Decrease in Inventories	(297.68)	448.44
(Increase)/ Decrease in Trade Receivable	328.54	1230.97
(Increase)/ Decrease in other financial Assets	(0.01)	(0.05)
(Increase)/Decrease in other current Assets	(241.00)	(247.13)
(Increase)/Decrease in other Non current Assets	(69.17)	121.08
Movement in Non Current Other Financial Assets	(41.22)	(14.47)
Increase/(Decrease) in short term Borrowings	(537.00)	(513.00)
Increase/(Decrease) in Trade Payable	362.19	(122.98)
Increase/(Decrease) in Other Current Liabilities	43.97	(37.45)
Increase/(Decrease) in Provisions	1.77	0.78
Cash generated from Operations	(479.03)	1114.87
Net income tax (paid) / refunds	4.96	18.99
Net cash flow from / (used in) operating activities (A)	(483.99)	1095.88
B. Cash flow from investing activities		
Purchase of property, plant and equipment	(39.29)	(156.46)
Proceeds from sale of investment	0.00	0.00
Proceeds from sale of property, plant and equipment	0.00	8.00
Interest received	29.42	20.28
Net cash flow from / (used in) investing activities (B)	(9.87)	(128.18)
C. Cash flow from financing activities		
Movement in long-term borrowings	610.00	(905.20)
Proceeds from Share Capital	1.47	0.00
Finance cost	(103.06)	(66.36)
Net cash flow from / (used in) financing activities (C)	508.41	(971.56)
Net increase / (decrease) in Cash and cash equivalents (A+B+C)	14.56	(3.86)
Cash and cash equivalents at the beginning of the year	9.97	13.83
Cash and cash equivalents at the end of the year	24.53	9.97

 Place: Faridabad
 Dated: 29.05.2024

For and on behalf of the Board of Directors



Sanjiv Kumar Agarwal
 Director





Ref. No.

Dated

Auditor's Report on quarter and year ended Financial Results of the Company pursuant to the Regulation 33 of the SEBI (Listing Obligations & Disclosure Requirements) Regulations, 2015

To
The Board of Directors of
STL Global Limited

We have audited the accompanying standalone quarterly financial results of **STL GLOBAL LIMITED** (the company) for the quarter ended 31st March, 2024 and the year to date results for the period from 01st April, 2023 to 31st March, 2024, attached herewith, being submitted by the company pursuant to the requirement of Regulation 33 of the SEBI (Listing Obligations and Disclosure Requirements) Regulations, 2015, as amended ("Listing Regulations")

In our opinion and to the best of our information and according to the explanations given to us these standalone financial results:

- i. are presented in accordance with the requirements of Regulation 33 of the Listing Regulations in this regard; and
- ii. give a true and fair view in conformity with the recognition and measurement principles laid down in the applicable accounting standards and other accounting principles generally accepted in India of the net profit/loss and other comprehensive income and other financial information for the quarter ended 31st March, 2024 as well as the year to date results for the period from 01st April, 2023 to 31st March, 2024.

Basis for Opinion

We conducted our audit in accordance with the Standards on Auditing (SAs) specified under section 143(10) of the Companies Act, 2013 (the Act). Our responsibilities under those Standards are further described in the Auditor's Responsibilities for the Audit of the Standalone Financial Results section of our report. We are independent of the Company in accordance with the Code of Ethics issued by the Institute of Chartered Accountants of India together with the ethical requirements that are relevant to our audit of the financial results under the provisions of the Companies Act, 2013 and the Rules thereunder, and we have fulfilled our other ethical responsibilities in accordance with these requirements and the Code of Ethics. We believe that the audit evidence we have obtained is sufficient and appropriate to provide a basis for our opinion.

Our opinion is not modified in respect of this matter.

Management's Responsibilities for the Standalone Financial Results

These quarterly financial results as well as the year to date standalone financial results have been prepared on the basis of the interim financial statements. The Company's Board of Directors are responsible for



the preparation of these financial results that give a true and fair view of the net profit and other comprehensive income and other financial information in accordance with the recognition and measurement principles laid down in Indian Accounting Standard 34, 'Interim Financial Reporting' prescribed under Section 133 of the Act read with relevant rules issued thereunder and other accounting principles generally accepted in India and in compliance with Regulation 33 of the Listing Regulations. This responsibility also includes maintenance of adequate accounting records in accordance with the provisions of the Act for safeguarding of the assets of the Company and for preventing and detecting frauds and other irregularities; selection and application of appropriate accounting policies; making judgments and estimates that are reasonable and prudent; and design, implementation and maintenance of adequate internal financial controls that were operating effectively for ensuring the accuracy and completeness of the accounting records, relevant to the preparation and presentation of the standalone financial results that give a true and fair view and are free from material misstatement, whether due to fraud or error.

In preparing the standalone financial results, the Board of Directors are responsible for assessing the Company's ability to continue as a going concern, disclosing, as applicable, matters related to going concern and using the going concern basis of accounting unless the Board of Directors either intends to liquidate the Company or to cease operations, or has no realistic alternative but to do so.

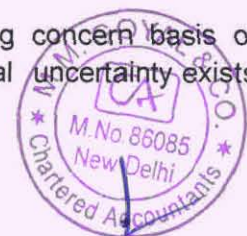
The Board of Directors are also responsible for overseeing the Company's financial reporting process.

Auditor's Responsibilities for the Audit of the Standalone Financial Results

Our objectives are to obtain reasonable assurance about whether the standalone financial results as a whole are free from material misstatement, whether due to fraud or error, and to issue an auditor's report that includes our opinion. Reasonable assurance is a high level of assurance, but is not a guarantee that an audit conducted in accordance with SAs will always detect a material misstatement when it exists. Misstatements can arise from fraud or error and are considered material if, individually or in the aggregate, they could reasonably be expected to influence the economic decisions of users taken on the basis of these standalone financial results.

As part of an audit in accordance with SAs, we exercise professional judgment and maintain professional skepticism throughout the audit. We also:

- Identify and assess the risks of material misstatement of the standalone financial results, whether due to fraud or error, design and perform audit procedures responsive to those risks, and obtain audit evidence that is sufficient and appropriate to provide a basis for our opinion. The risk of not detecting a material misstatement resulting from fraud is higher than for one resulting from error, as fraud may involve collusion, forgery, intentional omissions, misrepresentations, or the override of internal control.
- Obtain an understanding of internal control relevant to the audit in order to design audit procedures that are appropriate in the circumstances, but not for the purpose of expressing an opinion on the effectiveness of the company's internal control.
- Evaluate the appropriateness of accounting policies used and the reasonableness of accounting estimates and related disclosures made by the Board of Directors.
- Conclude on the appropriateness of the Board of Directors' use of the going concern basis of accounting and, based on the audit evidence obtained, whether a material uncertainty exists



related to events or conditions that may cast significant doubt on the Company's ability to continue as a going concern. If we conclude that a material uncertainty exists, we are required to draw attention in our auditor's report to the related disclosures in the financial results or, if such disclosures are inadequate, to modify our opinion. Our conclusions are based on the audit evidence obtained up to the date of our auditor's report. However, future events or conditions may cause the Company to cease to continue as a going concern.

- Evaluate the overall presentation, structure and content of the standalone financial results, including the disclosures, and whether the financial results represent the underlying transactions and events in a manner that achieves fair presentation.

We communicate with those charged with governance regarding, among other matters, the planned scope and timing of the audit and significant audit findings, including any significant deficiencies in internal control that we identify during our audit.

We also provide those charged with governance with a statement that we have complied with relevant ethical requirements regarding independence, and to communicate with them all relationships and other matters that may reasonably be thought to bear on our independence, and where applicable, related safeguards.

For **M.M. Goyal & Company**
(Chartered Accountants)

FRN: 007198N



Manmohan Goyal
(Partner)

Memb. No. 86085

UDIN: 24086085BKFXQW2246

Place : Delhi

Date : 29-05-2024



STL GLOBAL LIMITED

Plot No. 207-208, Sector-58, Faridabad Haryana (INDIA)
Tel : 0129-4275900 - 4275930, Fax : 0129-4275999
E-mail : info@stl-global.com Website : www.stl-global.com
CIN : L51909DL1997PLC088667

Date: 29-05-2024

From: **STL Global Limited**
Scrip Code: **532730**

To
The Listing Compliance Department,
BSE Limited,
Phiroze Jeejeebhoy Towers,
25th Floor, Dalal Street,
Mumbai 400 001, MH

Sub: Declaration in respect of Audit Report with Unmodified Opinion for the Audited Financial Result for the year ended on March 31, 2024

Ref: Regulation 33 of SEBI (Listing Obligations & Disclosure Requirements) Regulations, 2015 read with Circular No. CIR/CFD/CMD/56/2016 dated May 27, 2016

Dear Sir/Madam,

With reference to the above captioned subject, we hereby declare that the Statutory Auditors of the Company, M/s M.M. Goyal & Company, Chartered Accountants (Firm Registration No. 007198N), have issued the Audit Report with Unmodified opinion in respect of the Audited Financial Results for the quarter and financial year ended on March 31, 2024.

Kindly take the above information on your record and acknowledge receipt.

Thanking you,

Yours truly,
For **STL GLOBAL LIMITED**


Sanjiv Kumar Agarwal
Whole Time Director
DIN: 00227251



STL GLOBAL LIMITED

CIN: L51909DL1997PLC088667

Regd. Off. Unit No.111, Block No.1, First Floor, Tribhuvan Complex, Ishwar Nagar, New Delhi-110065

STATEMENT OF AUDITED FINANCIAL RESULTS FOR THE QUARTER AND YEAR ENDED ON 31st March,2024

PART I		(Rs. in lakhs)				
Sl. No.	Particulars	Quarter Ended			Year Ended	
		31.03.2023	31.12.2023	31.03.2023	31.03.2024	31.03.2023
		(Audited)	(Unaudited)	(Audited)	(Audited)	(Audited)
I	Revenue from Operations	2,340.07	2,563.73	2,026.58	8,678.61	10,063.06
II	Other Income	27.01	0.05	17.85	31.99	22.29
III	Total Revenue (net) (I+II)	2,367.08	2,563.78	2,044.43	8,710.60	10,085.36
IV	Expenses :					
	a) Cost of materials consumed	1,624.92	1,909.93	1,243.87	6,137.05	6,607.50
	b) Changes in inventories of finished goods, work-in-progress and stock-in-trade	67.63	(121.61)	149.63	(73.02)	105.59
	c) Employee benefits expenses	217.68	176.82	164.23	705.03	672.09
	d) Finance costs	41.29	24.46	16.78	103.06	66.36
	e) Depreciation and amortisation expense	36.41	34.67	40.45	139.67	158.02
	f) Power & fuel	315.47	373.49	285.77	1,282.35	1,633.36
	g) Other Expenditure	150.97	179.18	129.41	679.41	810.65
	Total Expenses	2,454.37	2,576.94	2,030.14	8,973.55	10,053.57
V	Profit/(Loss) before Exceptional Items and tax (III-IV)	(87.29)	(13.16)	14.29	(262.95)	31.79
VI	Exceptional Items - Expenses/ (Income)	-	-	-	-	-
VII	Profit/(Loss) before tax (V-VI)	(87.29)	(13.16)	14.29	(262.95)	31.79
VIII	Less: Tax Expense					
	(1) Current tax with Tax adjustment for earlier	-	-	2.04	-	4.96
	(2) Deferred tax	(11.29)	1.28	5.22	(4.56)	4.92
IX	Profit/(Loss) after tax (VII-VIII)	(76.00)	(14.44)	7.03	(258.39)	21.91
X	Other Comprehensive Income (Loss)	-	-	-	-	-
A	(i) Items that will not be re-classified to profit or loss	-	-	-	-	-
	(ii) Income tax relating to items that will not be re-classified to profit or loss	-	-	-	-	-
XI	Total comprehensive Income For the period (IX+X)	(76.00)	(14.44)	7.03	(258.39)	21.91
XII	Earning/(Loss) Per Equity Share (of Rs. 10/-each)					
	(a) Basic EPS (not annualised)	(0.28)	(0.05)	0.03	(0.96)	0.08
	(b) Diluted EPS (not annualised)	(0.28)	(0.05)	0.03	(0.96)	0.08

Notes:

1. The standalone audited financial results of the Company for the quarter and year ended on 31st March, 2024 have been reviewed by the Audit committee and taken on record and approved by the Board of Directors at the meeting held on Wednesday i.e. 29th May, 2024.
2. The statement has been prepared in accordance with the Companies (Indian Accounting Standard) Rules, 2015 (Ind AS) prescribed under section 133 of the Companies Act, 2013 and other recognised accounting practices and policies to the extent applicable.
3. The figure for the quarter ended March 31,2024 and March 31,2023 are the balancing figure between the audited figures in respect of the full financial year and published un-audited year to date figures upto the third quarter of the respective financial year.
4. Previous year/period figures have been re-grouped or re-arranged, wherever considered necessary to make them Comparable with current period figures.
5. The Company is engaged primarily in textile Business and has only one reportable segment in terms of the AS 108- Operation segment,

Place: Faridabad
Dated: 29.05.2024

For and on behalf of the Board of Directors

Sanjiv Kumar Agarwal
Director

STL GLOBAL LIMITED

STATEMENT OF ASSETS & LIABILITIES as at 31st March, 2024

(Rs. in Lakhs)

Sl. No.	Particulars	Year Ended 31.03.2024 (Audited)	Year Ended 31.03.2023 (Audited)
I	ASSETS		
1	Non-current assets		
	Property, plant and equipment	1,795.31	1,895.68
	Financial assets		
	- other financial Assets	128.52	87.30
	Deferred Tax Assets	68.38	63.82
	Other Non- current assets	414.54	345.37
	Total Non-current Assets	2,406.75	2,392.17
2	Current assets		
	(b) Inventories	1,288.88	991.20
	(b) Financial assets		
	- Trade receivables	2,573.07	2,902.34
	- Cash and cash equivalents	24.53	9.97
	- Other financial assets	0.92	0.91
	(c) Other Current assets	595.48	354.48
	Total Assets	4,482.88	4,258.90
	TOTAL ASSETS	6,889.63	6,651.07
II	EQUITY AND LIABILITIES		
1	Equity		
	(a) Equity share capital	2,722.43	2,722.18
	(b) Other equity	(33.31)	223.85
	Total Equity	2,689.12	2,946.03
2	Non-current liabilities		
	(a) Financial liabilities		
	-Borrowings	1,932.30	1,322.30
	(b) Other Non- current liabilities	109.15	89.65
	Sub-total - Non-current liabilities	2,041.45	1,411.95
3	Current liabilities		
	(a) Financial liabilities		
	- Borrowings	-	537.00
	- Trade payables	2,021.35	1,659.16
	(b) Other current liabilities	123.88	79.92
	(c) Provisions	13.82	17.01
	Sub-total - Current liabilities	2,159.05	2,293.09
	TOTAL - EQUITY AND LIABILITIES	6,889.63	6,651.07

Place: Faridabad

Dated: 29.05.2024

For and on behalf of the Board of Directors

Sanjiv Kumar Agarwal
Director

STL GLOBAL LIMITED**AUDITED STANDALONE CASHFLOW STATEMENT FOR THE YEAR ENDED 31st MARCH-2024**

(Rs. in Lakhs)

Particulars	Year Ended 31.03.2024	Year Ended 31.03.2023
	Audited	Audited
A. Cash flow from operating activities		
Profit before tax	(262.95)	31.79
<u>Adjustments for:</u>		
Depreciation and amortization	139.67	158.02
Interest and other Income	(29.42)	(20.28)
(Profit) / loss on sale of property, plant and equipment (net)	0.00	0.46
Financial costs	103.06	66.36
Allowance for doubtful debt and advances	0.73	14.68
Provision for employee Benefit	19.50	(2.36)
Operating profit before working capital changes	(29.42)	248.68
<u>Adjusted For :</u>		
(Increase)/ Decrease in Inventories	(297.68)	448.44
(Increase)/ Decrease in Trade Receivable	328.54	1230.97
(Increase)/ Decrease in other financial Assets	(0.01)	(0.05)
(Increase)/Decrease in other current Assets	(241.00)	(247.13)
(Increase)/Decrease in other Non current Assets	(69.17)	121.08
Movement in Non Current Other Financial Assets	(41.22)	(14.47)
Increase/(Decrease) in short term Borrowings	(537.00)	(513.00)
Increase/(Decrease) in Trade Payable	362.19	(122.98)
Increase/(Decrease) in Other Current Liabilities	43.97	(37.45)
Increase/(Decrease) in Provisions	1.77	0.78
Cash generated from Operations	(479.03)	1114.87
Net income tax (paid) / refunds	4.96	18.99
Net cash flow from / (used in) operating activities (A)	(483.99)	1095.88
B. Cash flow from investing activities		
Purchase of property, plant and equipment	(39.29)	(156.46)
Proceeds from sale of Investment	0.00	0.00
Proceeds from sale of property, plant and equipment	0.00	8.00
Interest received	29.42	20.28
Net cash flow from / (used in) investing activities (B)	(9.87)	(128.18)
C. Cash flow from financing activities		
Movement in long-term borrowings	610.00	(905.20)
Proceeds from Share Capital	1.47	0.00
Finance cost	(103.06)	(66.36)
Net cash flow from / (used in) financing activities (C)	508.41	(971.56)
Net increase / (decrease) in Cash and cash equivalents (A+B+C)	14.56	(3.86)
Cash and cash equivalents at the beginning of the year	9.97	13.83
Cash and cash equivalents at the end of the year	24.53	9.97

Place: Faridabad

Dated: 29.05.2024

For and on behalf of the Board of Directors

Sanjiv Kumar Agarwal
Director