

**Regd. Office :-**  
330, TRIVIA Complex, Natubhai Circle,  
Racecourse, Vadodara – 390007, Gujarat, INDIA  
Phone : +91 265 2988903 / 2984803  
Website : www.chemcrux.com  
Email : girishshah@chemcrux.com



**CHEMCRUX**  
**ENTERPRISES LTD.**  
ISO 9001, 14001 & 50001 Certified Company  
CIN : L01110GJ1996PLC029329

To  
**BSE LIMITED**  
Department of Corporate Services  
Phiroze Jeejeebhoy Towers,  
Dalal Street, Mumbai- 400 001

11<sup>th</sup> November 2024

Dear Sir/Madam

**Subject:** Unaudited Financial Results for the quarter and half year ended 30<sup>th</sup> September 2024

**Ref: BSE Scrip ID:** CHEMCRUX **BSE Scrip Code:** 540395

We would like to inform that the Board of Directors in its meeting held today i.e., 11<sup>th</sup> November 2024 inter alia, considered and approved the Unaudited Financial Results (Standalone & Consolidated) for the quarter and half year ended 30<sup>th</sup> September 2024 as recommended by the Audit Committee.

Pursuant to Regulation 33 of the SEBI (Listing Obligations and Disclosure Requirements) Regulations, 2015, we enclose the Unaudited Financial Results (Standalone & Consolidated) for the quarter and half year ended 30<sup>th</sup> September 2024.

Kindly take above as compliance of Regulation 33 of SEBI (Listing Obligations and Disclosure Requirements) Regulations, 2015.

The Board Meeting commenced at 12.00 P.M. and concluded at 02:20 P.M.

Thanking you

**For CHEMCRUX ENTERPRISES LIMITED**

**Dipika Rajpal**  
**Company Secretary & Compliance Officer**

### INDEPENDENT AUDITOR'S LIMITED REVIEW REPORT

To,  
The Board of Directors,  
**Chemcrux Enterprises Limited,**

We have reviewed the accompanying Statement of Unaudited Standalone Financial Results of **Chemcrux Enterprises Limited** ('the Company') for the **quarter and six months ended 30<sup>th</sup> September 2024** ('the Statement') attached herewith, being submitted by the company pursuant to the requirement of Regulation 33 of the SEBI (Listing Obligations and Disclosure Requirements) Regulations, 2015, as amended ("the Listing Regulations")

This Statement which is the responsibility of the Company's Management and has been approved by the Board of Directors has been prepared in accordance with recognition and measurement principles laid down in IND AS 34 "Interim Financial Reporting" as prescribed u/s. 133 of the Companies Act, 2012 (the "Act") read with relevant rules issued thereunder and other accounting principles generally accepted in India. Our responsibility is to issue a report on this Statement based on our review.

We conducted our review of the Financial Statement in accordance with the Standard on Review Engagement (SRE) 2410, "Review of Interim Financial Information Performed by the Independent Auditor of the Entity", issued by the Institute of Chartered Accountants of India. This Standard requires that we plan and perform the review to obtain moderate assurance as to whether the financial statements are free from material misstatement. A review is limited primarily to inquiries of Company Personnel and an analytical procedure applied to financial data and thus provides less assurance than an audit. We have not performed an audit and, accordingly, we do not express an audit opinion.

Based on our review conducted as stated above, nothing has come to our attention that causes us to believe that the accompanying Statement prepared in accordance with applicable Indian Accounting Standards (Ind AS) specified under section 133 of the Companies Act, 2013, together with the Notes thereon and read with relevant rules and other recognized accounting practices and policies, has not disclosed the information required to be disclosed in terms of Regulation 33 of the SEBI (Listing Obligations and Disclosure Requirements) Regulations, 2015, as amended, including the manner in which it is to be disclosed, or that it contains any material misstatement.

For Naresh & Co.  
Chartered Accountants  
FRN: 106928W

  
CA Harin Parikh  
Partner

M.No. 107606  
UDIN: 24107606BKAOXD3542  
Place: Vadodara  
Date: 11<sup>th</sup> November, 2024



**CHEMCRUX ENTERPRISES LIMITED**

CIN : L01110GJ1996PLC029329

Reg. Office : 330, TRIVIA Complex, Natubhai Circle, Race Course, Vadodara - 390007

**UNAUDITED STANDALONE STATEMENT OF FINANCIAL RESULTS FOR THE QUARTER AND HALF YEAR ENDED 30th SEPTEMBER 2024**


(All amounts are in INR Lacs, Unless otherwise stated)

Particulars	Quarter Ended			Half Year Ended		Year ended
	30-09-2024 Unaudited	30-06-2024 Unaudited	30-09-2023 Unaudited	30-09-2024 Unaudited	30-09-2023 Unaudited	31-03-2024 Audited
I. Revenue from operations	1,775.62	1,710.85	1,583.68	3,486.47	3,812.20	7,846.53
II. Other income	25.90	38.77	23.99	64.67	42.43	133.55
<b>III. Total Income ( I+II)</b>	<b>1,801.52</b>	<b>1,749.63</b>	<b>1,607.67</b>	<b>3,551.15</b>	<b>3,854.63</b>	<b>7,980.07</b>
<b>IV. Expenses:</b>						
Cost of materials consumed	741.46	697.97	435.53	1,439.43	1,158.38	2,533.25
Purchase of Traded Goods						
Changes in inventories of finished goods, by-products and work in progress	(36.95)	48.43	136.98	11.48	371.47	579.79
Employee benefits expense	211.27	205.34	208.75	416.61	475.78	882.91
Finance costs	32.79	13.16	21.49	45.95	52.88	83.24
Depreciation and amortization expense	73.47	56.03	58.40	129.50	115.69	228.52
Other expenses	623.88	552.58	568.21	1,176.46	1,186.03	2,529.21
<b>Total expenses (IV)</b>	<b>1,645.91</b>	<b>1,573.52</b>	<b>1,429.36</b>	<b>3,219.43</b>	<b>3,360.23</b>	<b>6,836.92</b>
<b>V. Profit Before Tax</b>	<b>155.61</b>	<b>176.11</b>	<b>178.31</b>	<b>331.72</b>	<b>494.40</b>	<b>1,143.15</b>
<b>VIII. Tax expense :</b>						
Current tax	-	45.30	41.93	45.30	119.41	285.00
Deferred tax	40.86	6.99	11.94	47.85	17.94	11.89
Income tax relating to earlier years						1.83
	<b>40.86</b>	<b>52.29</b>	<b>53.87</b>	<b>93.15</b>	<b>137.35</b>	<b>298.72</b>
<b>IX. Profit for the period</b>	<b>114.75</b>	<b>123.82</b>	<b>124.44</b>	<b>238.57</b>	<b>357.05</b>	<b>844.43</b>
<b>X Other comprehensive income</b>						
(i) Items that will not be reclassified to profit or loss						
- Defined Benefit Plan	(9.33)	13.17	(36.82)	3.83	(33.87)	(45.09)
(ii) Income tax relating to items that will not be reclassified to profit or loss	(2.35)	3.31	(9.27)	0.96	(8.53)	(11.35)
(iii) Items that will be reclassified to profit or loss						
-Fair Value Gain on Investments	39.24	35.93	30.20	75.17	62.23	133.65
(iv) Income tax relating to items that will be reclassified to profit or loss	9.88	9.04	7.60	18.92	15.66	33.64
<b>Total other comprehensive income, net of tax</b>	<b>22.38</b>	<b>36.74</b>	<b>- 4.95</b>	<b>59.11</b>	<b>21.22</b>	<b>66.27</b>
<b>XI. Total comprehensive income for the period</b>	<b>137.13</b>	<b>160.56</b>	<b>119.48</b>	<b>297.68</b>	<b>378.27</b>	<b>910.70</b>
<b>XII. Earnings per equity share (Nominal value per share Rs. 10/-)</b>						
- Basic (Rs.)	0.77	0.84	0.84	1.61	2.41	5.70
- Diluted (Rs.)	0.77	0.84	0.84	1.61	2.41	5.70

**Notes to Standalone Financial Results :**

- 1 The above financial results have been prepared in accordance with Indian Accounting Standards as prescribed under Section 133 of the Companies Act 2013 read with the Companies (Indian Accounting Standards) Rules as amended from time to time and other relevant provisions of the Act.
- 2 The above financial results have been reviewed by the Audit Committee and Approved by the Board of Directors in their respective Meetings held on 11th November, 2024.
- 3 The Company is primarily engaged in the business of manufacturing and processing of Bulk Drug Intermediates, which in terms of ind AS 108, on Operating Segment, constitute a single operating segment.
- 4 The figures of the corresponding previous periods have been regrouped/reclassified wherever considered necessary to confirm to the figures represented in the current period.

**For & on behalf of the Board  
Chemcrux Enterprises Limited**

  
**Girishkumar Shah**  
Whole Time Director  
DIN : 00469291



**Place : Vadodara  
Date : 11th November, 2024**

## CHEMCRUX ENTERPRISES LIMITED

CIN : L01110GJ1996PLC029329

Reg. Office : 330, TRIVIA Complex, Natubhai Circle, Race Course, Vadodara - 390007

UNAUDITED STANDALONE BALANCE SHEET AS AT 30th SEPTEMBER, 2024

(All amounts are in INR Lacs, Unless otherwise stated)

	Particulars	30-09-2024	30-09-2023
		Unaudited	Unaudited
I.	<b>ASSETS</b>		
(1)	<b>Non - current assets</b>		
	(a) Property, Plant and Equipment	5,538.21	3,328.89
	(b) Capital Work In Progress	197.48	1,435.77
	(c) Investment Property	67.78	67.78
	(d) Right of use assets	50.40	62.74
	(e) Intangible assets	1.48	1.59
	(f) Financial assets		
	(i) Investments	5.17	5.17
	(ii) Loans	494.00	300.00
	(iii) Others	193.19	165.60
	(g) Other non - current assets	-	-
(2)	<b>Current assets</b>		
	(a) Inventories	752.55	1,155.19
	(b) Financial assets		
	(i) Investments	2,052.58	1,735.70
	(ii) Trade receivables	1,699.84	1,438.96
	(iii) Cash and cash equivalents	338.33	204.29
	(iv) Bank balances other than cash and cash equivalents	10.68	10.68
	(v) Loans	18.63	20.54
	(vi) Others	2.48	1.58
	(c) Current Tax Assets	14.98	-
	(d) Other current assets	207.70	233.77
	<b>Total Assets</b>	<b>11,645.47</b>	<b>10,168.26</b>
II.	<b>EQUITY AND LIABILITIES</b>		
(1)	<b>Equity</b>		
	(a) Equity Share capital	1,480.88	1,480.88
	(b) Other equity	5,894.56	5,241.79
	<b>Liabilities</b>		
(2)	<b>Non - current liabilities</b>		
	(a) Financial liabilities		
	(i) Long Term Borrowings	1,992.07	1,683.23
	(ii) Lease Liabilities	69.57	84.45
	(iii) Other Financial Liabilities		
	(b) Provisions	20.52	35.50
	(c) Deferred Tax Liability (net)	285.60	218.60
(3)	<b>Current liabilities</b>		
	(a) Financial liabilities		
	(i) Short Term Borrowings	794.56	603.52
	(ii) Lease Liabilities	14.87	11.90
	(iii) Trade payables		
	a) Total outstanding dues of micro enterprises and small enterprises	158.96	
	b) Total outstanding dues of creditors others than micro enterprises and small enterprises	678.42	579.21
	(iv) Other financial liabilities	18.94	14.46
	(c) Other current liabilities	236.51	184.62
	(b) Provisions		
	(d) Current tax liabilities (net)	-	30.08
	<b>Total Equity and Liabilities</b>	<b>11,645.47</b>	<b>10,168.26</b>

For & on behalf of the Board  
Chemcrux Enterprises LimitedGirishkumar Shah  
Whole Time Director  
DIN : 00469291Place : Vadodara  
Date : 11th November, 2024

**CHEMCRUX ENTERPRISES LIMITED**

**CIN : L01110GJ1996PLG029329**

**Reg. Office : 330, TRIVIA Complex, Natubhai Circle, Race Course, Vadodara - 390007**


(Pursuant to clause 32 of Listing Agreement)

**UNAUDITED STANDALONE STATEMENT OF CASH FLOW FOR THE PERIOD ENDED 30TH SEPTEMBER, 2024**

(All amounts are in INR Lacs, Unless otherwise stated)

Sr.	Item	Half Year ended 30th September , 2024	Half Year ended 30th September , 2023
<b>A.</b>	<b>Cash flow from Operating Activities :</b>		
	<i>Net Profit before Tax &amp; Extra Ordinary Items</i>	331.72	494.40
	Adjustment for :		
	Depreciation & Write-offs	129.50	115.69
	Loss/(Profit) on Sale of Investments/Assets	(5.98)	-
	Interest Paid	41.87	33.76
	<b>Operating Profit before Working Capital Changes</b>	<b>497.11</b>	<b>643.86</b>
	Adjustments for :		
	(Increase)/Decrease in Trade Receivables	(169.85)	(95.04)
	(Increase)/Decrease in Inventories	88.51	253.88
	(Increase)/Decrease in Loans & Advances	(145.41)	(27.67)
	(Increase)/Decrease in other current assets	(70.29)	134.06
	Increase/(Decrease) in Trade Payable	134.60	(224.01)
	Increase/(Decrease) in Other Current Liabilities	93.56	68.48
	Increase/(Decrease) in Long term provisions	6.80	1.56
	<b>Cash Generated from Operations</b>	<b>435.03</b>	<b>755.13</b>
	Direct Taxes Paid (Net of Refund)	(75.80)	(200.51)
	<b>Cash Flow before Extra Ordinary Items</b>	<b>359.23</b>	<b>554.62</b>
	Prior Period Items ( being cash items )	-	-
	<b>Net Cash Flow from Operating Activities</b>	<b>359.23</b>	<b>554.62</b>
<b>B.</b>	<b>Cash flow from Investing Activities</b>		
	Purchase of Fixed Assets	(581.36)	(1,671.09)
	Net Proceeds from Sale of Property Plant & Equipment	17.00	-
	Dividend Received	-	-
	Investments	-	-
	<b>Net Cash used in Investment Activities</b>	<b>(564.36)</b>	<b>(1,671.09)</b>
<b>C.</b>	<b>Cash Flow from Financing Activities</b>		
	Interest Paid	(41.87)	(33.76)
	(Increase)/Decrease in Other Non current Assets	-	11.55
	Increase/(Decrease) in Short Term Borrowings	392.60	287.64
	Increase/(Decrease) in Lease Liabilities	(6.14)	(4.82)
	Increase/(Decrease) in Long Term Borrowings	(160.61)	657.59
	Dividend Paid	(148.09)	(296.18)
	<b>Net Cash used in Financing Activities</b>	<b>35.89</b>	<b>622.03</b>
<b>D.</b>	<b>Net Increase/(Decrease) in Cash and Cash Equivalents</b>	<b>(169.23)</b>	<b>(494.44)</b>
	Cash and Cash Equivalents at beginning of period	518.24	709.41
	Cash and Cash Equivalents at the end of the period	349.01	214.97

For & on behalf of the Board  
Chemcrux Enterprises Limited

  
Girishkumar Shah  
Whole Time Director  
DIN : 00469291



Place : Vadodara  
Date : 11th November, 2024

### INDEPENDENT AUDITOR'S LIMITED REVIEW REPORT

To,  
The Board of Directors,  
**Chemcrux Enterprises Limited,**

We have reviewed the accompanying Statement of Unaudited Consolidated Financial Results of **Chemcrux Enterprises Limited** ("the Company") and its Joint Venture ("Kalichem Private Limited") for the **quarter and six months ended 30<sup>th</sup> September 2024** ("the Statement"), being submitted by the Parent Company pursuant to the requirement of Regulation 33 of the SEBI (Listing Obligations and Disclosure Requirements) Regulations, 2015, as amended ("the Listing Regulations").

This Statement which is the responsibility of the Parent Company's Management and has been approved by the Parent Company's Board of Directors has been prepared in accordance with recognition and measurement principles laid down in IND AS 34 "Interim Financial Reporting" as prescribed u/s. 133 of the Companies Act, 2013 (the "Act") read with relevant rules issued thereunder and other accounting principles generally accepted in India. Our responsibility is to issue a report on these Statement based on our review.

We conducted our review of the Financial Statement in accordance with the Standard on Review Engagement (SRE) 2410, "Review of Interim Financial Information Performed by the Independent Auditor of the Entity", issued by the Institute of Chartered Accountants of India. This Standard requires that we plan and perform the review to obtain moderate assurance as to whether the financial statements are free from material misstatement. A review is limited primarily to inquiries of Company Personnel and an analytical procedure applied to financial data and thus provides less assurance than an audit. We have not performed an audit and, accordingly, we do not express an audit opinion.


Based on our review conducted as stated above and based on the consideration of the limited review report of Joint Venture's Auditor referred in below paragraph, nothing has come to our attention that causes us to believe that the accompanying Statement prepared in accordance with applicable Indian Accounting Standards (Ind AS) specified under section 133 of the Companies Act, 2013, together with the Notes thereon and read with relevant rules and other recognized accounting practices and policies, has not disclosed the information required to be disclosed in terms of Regulation 33 of the SEBI (Listing Obligations and Disclosure Requirements) Regulations, 2015, as amended, including the manner in which it is to be disclosed, or that it contains any material misstatement.



### Other Matter

We did not review the standalone financial results of the Joint Venture. These financial results have been reviewed by other auditor whose review reports have been furnished to us by the Management and our opinion on the consolidated financial results, in so far as it relates to the amounts and disclosures included in respect of the Joint Venture is based solely on the reports of the other auditor.

For Naresh & Co  
Chartered Accountants  
FRN: 106928W

  
CA Harin Parikh  
Partner

M.No. 107606

UDIN: 24107606BKAOXE1834

Place: Vadodara

Date: 11<sup>th</sup> November, 2024



naresh & co.  
CHARTERED ACCOUNTANTS



**CHEMCRUX ENTERPRISES LIMITED**

CIN : L01110GJ1996PLC029329

Reg. Office : 330, TRIVIA Complex, Natubhai Circle, Race Course, Vadodara - 390007

**UNAUDITED CONSOLIDATED STATEMENT OF FINANCIAL RESULTS FOR THE QUARTER AND HALF YEAR ENDED 30th SEPTEMBER 2024**

(All amounts are in INR Lacs, Unless otherwise stated)

	Particulars	Quarter Ended			Half Year Ended		Year ended
		30-09-2024 Unaudited	30-06-2024 Unaudited	30-09-2023 Unaudited	30-09-2024 Unaudited	30-09-2023 Unaudited	31-03-2024 Audited
I.	Revenue from operations	1,775.62	1,710.85	1,583.68	3,486.47	3,812.20	7,846.53
II.	Other income	25.90	38.77	23.99	64.67	42.43	133.55
III.	<b>Total Income ( I+II)</b>	<b>1,801.52</b>	<b>1,749.63</b>	<b>1,607.67</b>	<b>3,551.15</b>	<b>3,854.63</b>	<b>7,980.07</b>
IV.	<b>Expenses:</b>						
	Cost of materials consumed	741.46	697.97	435.53	1,439.43	1,158.38	2,533.25
	Purchase of Traded Goods			-		-	-
	Changes in inventories of finished goods, by-products and work in progress	(36.95)	48.43	136.98	11.48	371.47	579.79
	Employee benefits expense	211.27	205.34	208.75	416.61	475.78	882.91
	Finance costs	32.79	13.16	21.49	45.95	52.88	83.24
	Depreciation and amortization expense	73.47	56.03	58.40	129.50	115.69	228.52
	Other expenses	623.88	552.58	568.21	1,176.46	1,186.03	2,529.21
	<b>Total expenses (IV)</b>	<b>1,645.91</b>	<b>1,573.52</b>	<b>1,429.36</b>	<b>3,219.43</b>	<b>3,360.23</b>	<b>6,836.92</b>
V.	<b>Profit before share in profit of Joint Venture ( III-IV)</b>	<b>155.61</b>	<b>176.11</b>	<b>178.31</b>	<b>331.72</b>	<b>494.40</b>	<b>1,143.15</b>
VI.	<b>Share in Profit/(Loss) of Joint Venture (Net of Tax)</b>	-	-	-	-	-	-
VII.	<b>Profit Before Tax</b>	<b>155.61</b>	<b>176.11</b>	<b>178.31</b>	<b>331.72</b>	<b>494.40</b>	<b>1,143.15</b>
VIII.	<b>Tax expense :</b>						
	Current tax	-	45.30	41.93	45.30	119.41	285.00
	Deferred tax	40.86	6.99	11.94	47.85	17.94	11.89
	Income tax relating to earlier years						1.83
		<b>40.86</b>	<b>52.29</b>	<b>53.87</b>	<b>93.15</b>	<b>137.35</b>	<b>298.72</b>
IX.	<b>Profit for the period</b>	<b>114.75</b>	<b>123.82</b>	<b>124.44</b>	<b>238.57</b>	<b>357.05</b>	<b>844.43</b>
X.	<b>Other comprehensive income</b>						
	(i) Items that will not be reclassified to profit or loss						
	- Defined Benefit Plan	(9.33)	13.17	(36.82)	3.83	(33.87)	(45.09)
	(ii) Income tax relating to items that will not be reclassified to profit or loss	(2.35)	3.31	(9.27)	0.96	(8.53)	(11.35)
	(iii) Items that will be reclassified to profit or loss						
	-Fair Value Gain on Investments	39.24	35.93	30.20	75.17	62.23	133.65
	(iv) Income tax relating to items that will be reclassified to profit or loss	9.88	9.04	7.60	18.92	15.66	33.64
	<b>Total other comprehensive income, net of tax</b>	<b>22.38</b>	<b>36.74</b>	<b>- 4.95</b>	<b>59.11</b>	<b>21.22</b>	<b>66.27</b>
XI.	<b>Total comprehensive income for the period</b>	<b>137.13</b>	<b>160.56</b>	<b>119.48</b>	<b>297.68</b>	<b>378.27</b>	<b>910.70</b>
XII.	<b>Earnings per equity share (Nominal value per share Rs. 10/-)</b>						
	- Basic (Rs.)	0.77	0.84	0.84	1.61	2.41	5.70
	- Diluted (Rs.)	0.77	0.84	0.84	1.61	2.41	5.70

**Notes to Consolidated Financial Results :**

**1 List of Entities Consolidated included in the Statement**

**Name of the Joint Venture**

Kalichem Private Limited

- 2 The above financial results have been prepared in accordance with Indian Accounting Standards as prescribed under Section 133 of the Companies Act 2013 read with the Companies (Indian Accounting Standards) Rules as amended from time to time and other relevant provisions of the Act.
- 3 The Company does not have any Subsidiaries. The Company has Consolidated the Financial Results of the Joint Venture under the Equity Method. However, since the Joint Venture has not yet commenced Commercial Operations, there are currently no profit and loss items in the Financial Results of the Joint Venture due to which there is no impact of the Consolidation on the Standalone Financial Results of the Company.
- 4 The above financial results have been reviewed by the Audit Committee and Approved by the Board of Directors in their respective Meetings held on 11th November, 2024.
- 5 The Company is primarily engaged in the business of manufacturing and processing of Bulk Drug Intermediates, which in terms of ind AS 108, on Operating Segment, constitute a single operating segment.
- 6 The figures of the corresponding previous periods have been regrouped/reclassified wherever considered necessary to confirm to the figures represented in the current period.

**For & on behalf of the Board  
Chemcrux Enterprises Limited**

  
**Girishkumar Shah  
Whole Time Director  
DIN : 00469291**



**Place : Vadodara  
Date : 11th November, 2024**

<b>CHEMCRUX ENTERPRISES LIMITED</b>			
<b>CIN : L01110GJ1996PLC029329</b>			
<b>Reg. Office : 330, TRIVIA Complex, Natubhai Circle, Race Course, Vadodara - 390007</b>			
<b>UNAUDITED CONSOLIDATED BALANCE SHEET AS AT 30th SEPTEMBER, 2024</b>			
<b>(All amounts are in INR Lacs, Unless otherwise stated)</b>			
	Particulars	30-09-2024	30-09-2023
		Unaudited	
<b>I.</b>	<b>ASSETS -</b>		
(1)	<b>Non - current assets</b>		
	(a) Property, Plant and Equipment	5,538.21	3,328.89
	(b) Capital Work In Progress	197.48	1,435.77
	(c) Investment Property	67.78	67.78
	(d) Right of use assets	50.40	62.74
	(e) Intangible assets	1.48	1.59
	(f) Financial assets		
	(i) Investments	5.17	5.17
	(ii) Loans	494.00	300.00
	(iii) Others	193.19	165.60
	(g) Other non - current assets	-	-
(2)	<b>Current assets</b>		
	(a) Inventories	752.55	1,155.19
	(b) Financial assets		
	(i) Investments	2,052.58	1,735.70
	(ii) Trade receivables	1,699.84	1,438.96
	(iii) Cash and cash equivalents	338.33	204.29
	(iv) Bank balances other than cash and cash equivalents	10.68	10.68
	(v) Loans	18.63	20.54
	(vi) Others	2.48	1.58
	(c) Current Tax Assets	14.98	-
	(d) Other current assets	207.70	233.77
	<b>Total Assets</b>	<b>11,645.47</b>	<b>10,168.26</b>
<b>II.</b>	<b>EQUITY AND LIABILITIES</b>		
(1)	<b>Equity</b>		
	(a) Equity Share capital	1,480.88	1,480.88
	(b) Other equity	5,894.56	5,241.79
	<b>Liabilities</b>		
(2)	<b>Non - current liabilities</b>		
	(a) Financial liabilities		
	(i) Long Term Borrowings	1,992.07	1,683.23
	(ii) Lease Liabilities	69.57	84.45
	(iii) Other Financial Liabilities		
	(b) Provisions	20.52	35.50
	(c) Deferred Tax Liability (net)	285.60	218.60
(3)	<b>Current liabilities</b>		
	(a) Financial liabilities		
	(i) Short Term Borrowings	794.56	603.52
	(ii) Lease Liabilities	14.87	11.90
	(iii) Trade payables		
	a) Total outstanding dues of micro enterprises and small enterprises	158.96	
	b) Total outstanding dues of creditors others than micro enterprises and small enterprises	678.42	579.21
	(iv) Other financial liabilities	18.94	14.46
	(c) Other current liabilities	236.51	184.62
	(b) Provisions		
	(d) Current tax liabilities (net)	-	30.08
	<b>Total Equity and Liabilities</b>	<b>11,645.47</b>	<b>10,168.26</b>

For & on behalf of the Board  
Chemcrux Enterprises Limited

Girishkumar Shah  
Whole Time Director  
DIN : 00469291



Place : Vadodara  
Date : 11th November, 2024

**CHEMCRUX ENTERPRISES LIMITED**

**CIN : L01110GJ1996PLC029329**

**Reg. Office : 330, TRIVIA Complex, Natubhai Circle, Race Course, Vadodara - 390007**


(Pursuant to clause 32 of Listing Agreement)

**UNAUDITED CONSOLIDATED STATEMENT OF CASH FLOW FOR THE PERIOD ENDED 30TH SEPTEMBER, 2024**

(All amounts are in INR Lacs, Unless otherwise stated)

Sr.	Item	Half Year ended 30th September , 2024	Half Year ended 30th September , 2023
<b>A.</b>	<b>Cash flow from Operating Activities :</b>		
	<i>Net Profit before Tax &amp; Extra Ordinary Items</i>	331.72	494.40
	Adjustment for :		
	Depreciation & Write-offs	129.50	115.69
	Loss/(Profit) on Sale of Investments/Assets	(5.98)	-
	Interest Paid	41.87	33.76
	<b><i>Operating Profit before Working Capital Changes</i></b>	<b>497.11</b>	<b>643.86</b>
	Adjustments for :		
	(Increase)/Decrease in Trade Receivables	(169.85)	(95.04)
	(Increase)/Decrease in Inventories	88.51	253.88
	(Increase)/Decrease in Loans & Advances	(145.41)	(27.67)
	(Increase)/Decrease in other current assets	(70.29)	134.06
	Increase/(Decrease) in Trade Payable	134.60	(224.01)
	Increase/(Decrease) in Other Current Liabilities	93.56	68.48
	Increase/(Decrease) in Long term provisions	6.80	1.56
	<b><i>Cash Generated from Operations</i></b>	<b>435.03</b>	<b>755.13</b>
	Direct Taxes Paid (Net of Refund)	(75.80)	(200.51)
	<b><i>Cash Flow before Extra Ordinary Items</i></b>	<b>359.23</b>	<b>554.62</b>
	Prior Period Items ( being cash items )	-	-
	<b><i>Net Cash Flow from Operating Activities</i></b>	<b>359.23</b>	<b>554.62</b>
<b>B.</b>	<b>Cash flow from Investing Activities</b>		
	Purchase of Fixed Assets	(581.36)	(1,671.09)
	Net Proceeds from Sale of Property Plant & Equipment	17.00	-
	Dividend Received	-	-
	Investments	-	-
	<b><i>Net Cash used in Investment Activities</i></b>	<b>(564.36)</b>	<b>(1,671.09)</b>
<b>C.</b>	<b>Cash Flow from Financing Activities</b>		
	Interest Paid	(41.87)	(33.76)
	(Increase)/Decrease in Other Non current Assets	-	11.55
	Increase/(Decrease) in Short Term Borrowings	392.60	287.64
	Increase/(Decrease) in Lease Liabilities	(6.14)	(4.82)
	Increase/(Decrease) in Long Term Borrowings	(160.61)	657.59
	Dividend Paid	(148.09)	(296.18)
	<b><i>Net Cash used in Financing Activities</i></b>	<b>35.89</b>	<b>622.03</b>
<b>D.</b>	<b>Net Increase/(Decrease) in Cash and Cash Equivalents</b>	<b>(169.23)</b>	<b>(494.44)</b>
	Cash and Cash Equivalents at beginning of period	518.24	709.41
	Cash and Cash Equivalents at the end of the period	349.01	214.97

For & on behalf of the Board  
Chemcrux Enterprises Limited

  
**Girishkumar Shah**  
Whole Time Director  
DIN : 00469291



Place : Vadodara  
Date : 11th November, 2024