

DOC:SEC:1291/2024-25/327

February 7, 2025

National Stock Exchange of India Limited  
Exchange Plaza, 5<sup>th</sup> Floor, Plot No. C/1,  
G- Block, Bandra – Kurla Complex,  
Bandra (East),  
**Mumbai – 400 051**  
**SCRIP CODE: CESC**

BSE Limited  
Phiroze Jeejeebhoy Towers,  
Dalal Street,  
**Mumbai – 400 001**  
**SCRIP CODE: 500084**

Dear Sir/Madam,

**Sub: Intimation of Investors' Presentation**

In furtherance of our communication vide letter no. DOC:SEC:1287/2024-25/323 dated February 4, 2025, please find enclosed a copy of the presentation to be made by the Company at the Investors' Conference scheduled to be held as per the details given earlier.

The above information is being submitted in terms of Regulation 30 of SEBI (Listing Obligations and Disclosure Requirements) Regulation, 2015.

Kindly acknowledge receipt of the same.

Thanking you.

Yours faithfully,  
For **CESC Limited**

**Jagdish Patra**  
**Company Secretary & Compliance Officer**

Encl: A/a



**CESC**  
LIMITED

Lighting Up Lives

February 2025



# RPSG group: Building a diversified conglomerate



- One of India's **New-age And fastest growing** conglomerates
- Strong workforce of **50,000+** employees, belonging to different nationalities
- Presence in **60+** countries
- **100+** offices worldwide



\* All figures as on FY24

# RPSG group: Anchored to core values

**Vision:** To be a responsive conglomerate driven by sustainable growth, efficiency and innovation.



We strive towards performance excellence, value-addition and strong bottom line orientation.

I'm happy to say this focus has paid-off – in revenue growth, in profit growth and in valuations – all of which have grown exponentially.

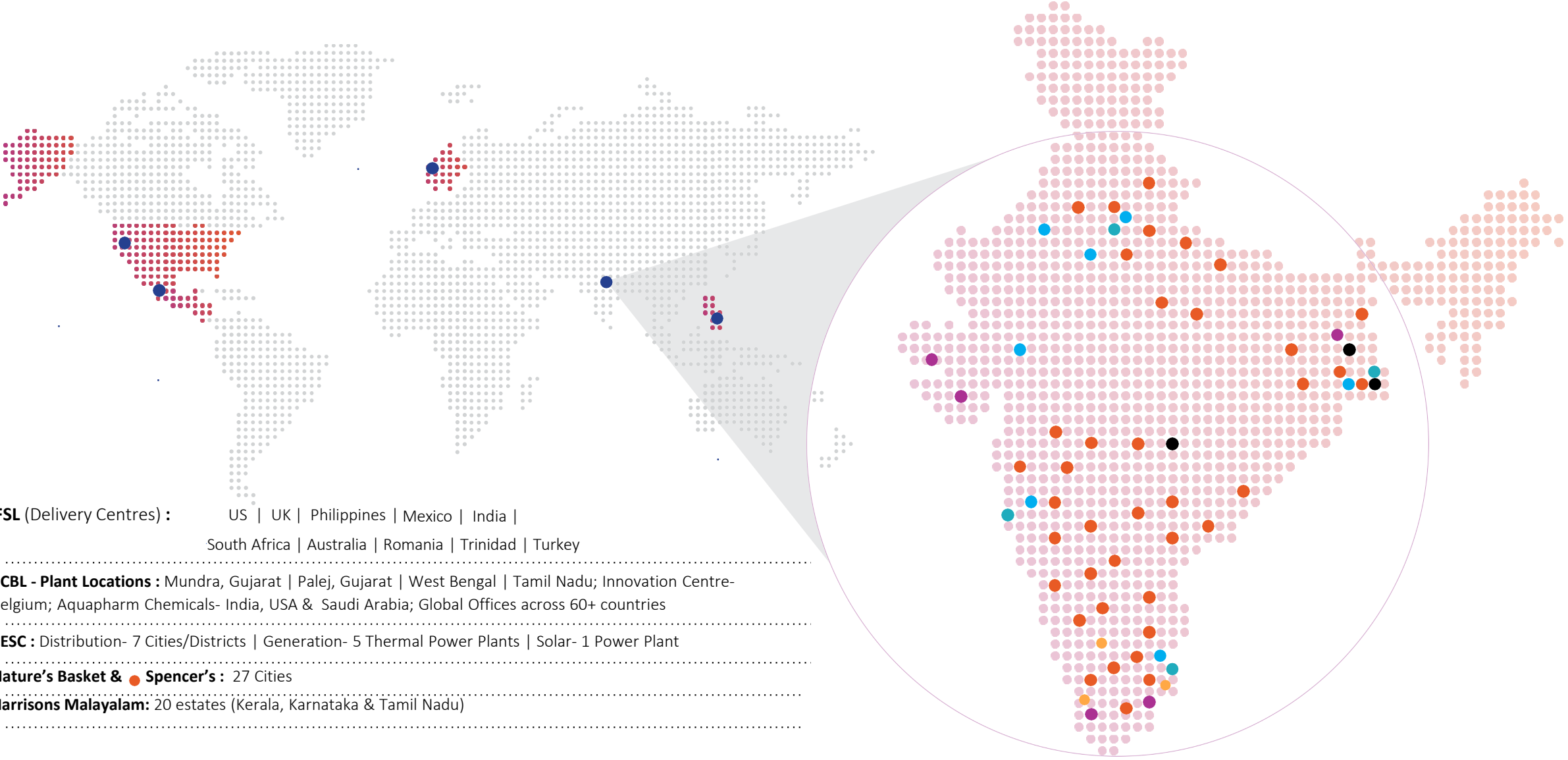
**Dr. Sanjiv Goenka**  
Chairman  
RP-Sanjiv Goenka Group

 <b>Shashwat Goenka</b> Vice Chairman RP-Sanjiv Goenka Group	 <b>Rajarshi Banerjee</b> Group Chief Financial Officer	 <b>Sabyasachi Bhattacharya</b> President - Group Human Resources
 <b>Prateek Aggarwal</b> President Value Creation	 <b>Abhishek Malhotra</b> President Strategy	 <b>Kaushik Roy</b> Managing Director PCBL Chemical Limited
 <b>Ritesh Idnani</b> Managing Director and CEO Firstsource Solutions	 <b>Vikram Mehra</b> Managing Director Saregama India Limited	 <b>Kush Singh</b> Sector Head (Power) CESC Limited
 <b>Vineet Sikka</b> Managing Director (Distribution) CESC Limited	 <b>Brajesh Singh</b> Managing Director (Generation) CESC Limited	 <b>Anuj Singh</b> Managing Director and CEO Spencer's Retail





# RPSG group: Geographical presence



- **FSL (Delivery Centres) :** US | UK | Philippines | Mexico | India |  
South Africa | Australia | Romania | Trinidad | Turkey

---

- **PCBL - Plant Locations :** Mundra, Gujarat | Palej, Gujarat | West Bengal | Tamil Nadu; Innovation Centre- Belgium; Aquapharm Chemicals- India, USA & Saudi Arabia; Global Offices across 60+ countries

---

- **CESC :** Distribution- 7 Cities/Districts | Generation- 5 Thermal Power Plants | Solar- 1 Power Plant

---

- **Nature's Basket & Spencer's :** 27 Cities

---

- **Harrisons Malayalam:** 20 estates (Kerala, Karnataka & Tamil Nadu)

---

# CESC: Powering millions of Indian homes and businesses

India's first fully integrated electrical utility company (since 1899) with business interest in generation & distribution of power & Headquartered in Kolkata.

## Generation

Operates **5 Thermal Generation Plant** across India with an installed capacity of **2,140 MW** meeting bulk of the power requirements for Kolkata and NPCL license area.

Features **among top performing power plants** in the country- BBGS & Haldia

**78% of Generation** capacity is tied up with own distribution network

**Long-term fuel supply** agreements in place

## Distribution

Serves **4.7 million+ customers** across 7 locations in India offering best in class **customer service**

**Sole electricity distributor** in Kolkata and Howrah, serving **3.6mn consumers**. Distributes power in **Greater Noida, Uttar Pradesh (335 sq. km), Chandigarh (114 sq. km)**

**Acquired 100% stake in Chandigarh Power Distribution Limited (CPDL) for Rs 871 Cr** (wef 1<sup>st</sup> Feb 2025)

CPDL is the **sole distributor of electricity** in the Union Territory of Chandigarh

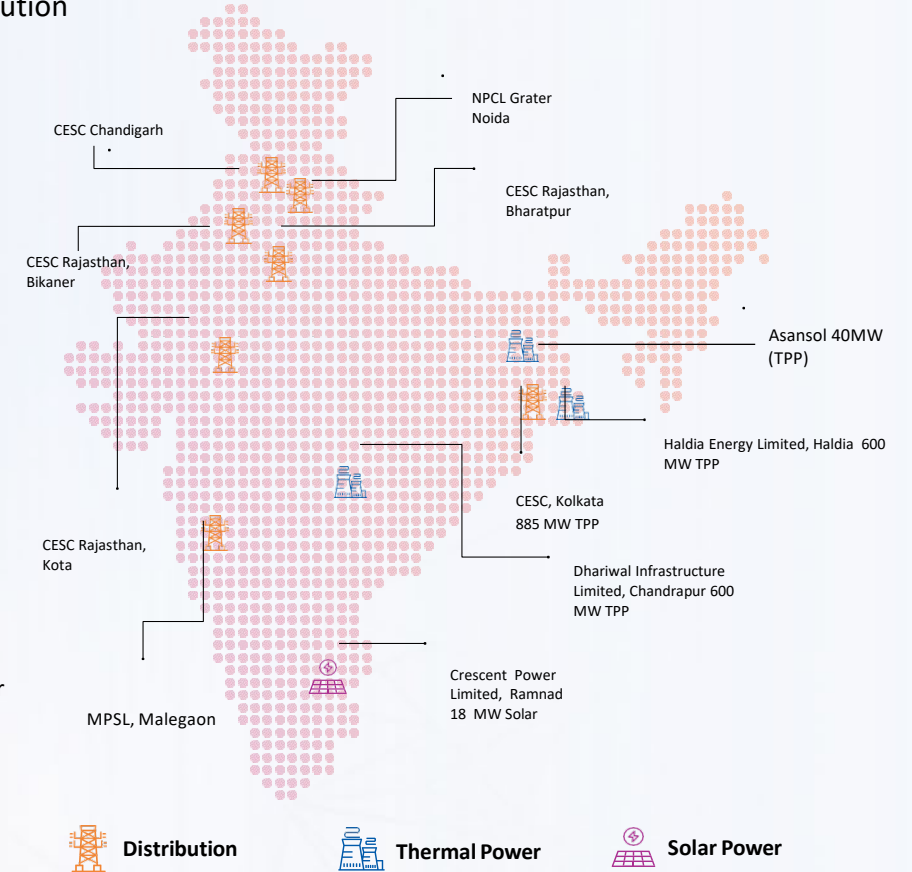
**Distribution Franchisee**- Rajasthan (Kota, Bharatpur, Bikaner) and Maharashtra (Malegaon)

## Renewables

Planned Investments in Renewable energy - **Purvah Green Power Private Ltd** executing **3.2 GW Hybrid Renewable** over next **3 years**

**1200 MW Renewable Projects (Solar 600 MW & Wind 600 MW** in Rajasthan, MP & AP) **already under implementation with power offtake tied up.**

**Multiple sites identified**, and under various stages of evaluation for generation potential & CUF, Wind Resource Assessment studies, etc under process



## Key Metrics

**3** Distribution Licenses

**4** Distribution Franchisee

**4.7 million +** Consumers

**~17,500 MU**

(Consolidated sales)

**Rs. 11,445 Cr.**

Net Worth (Consolidated)

**Rs. 15,544 Cr.**

(Revenue)

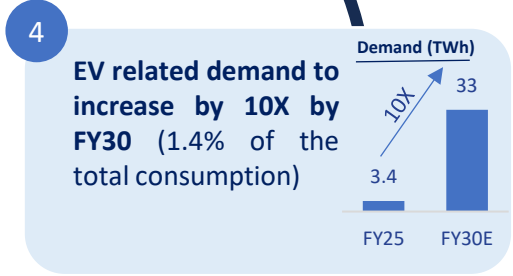
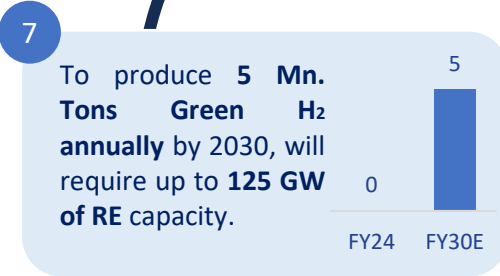
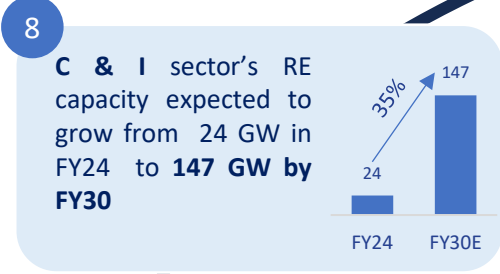
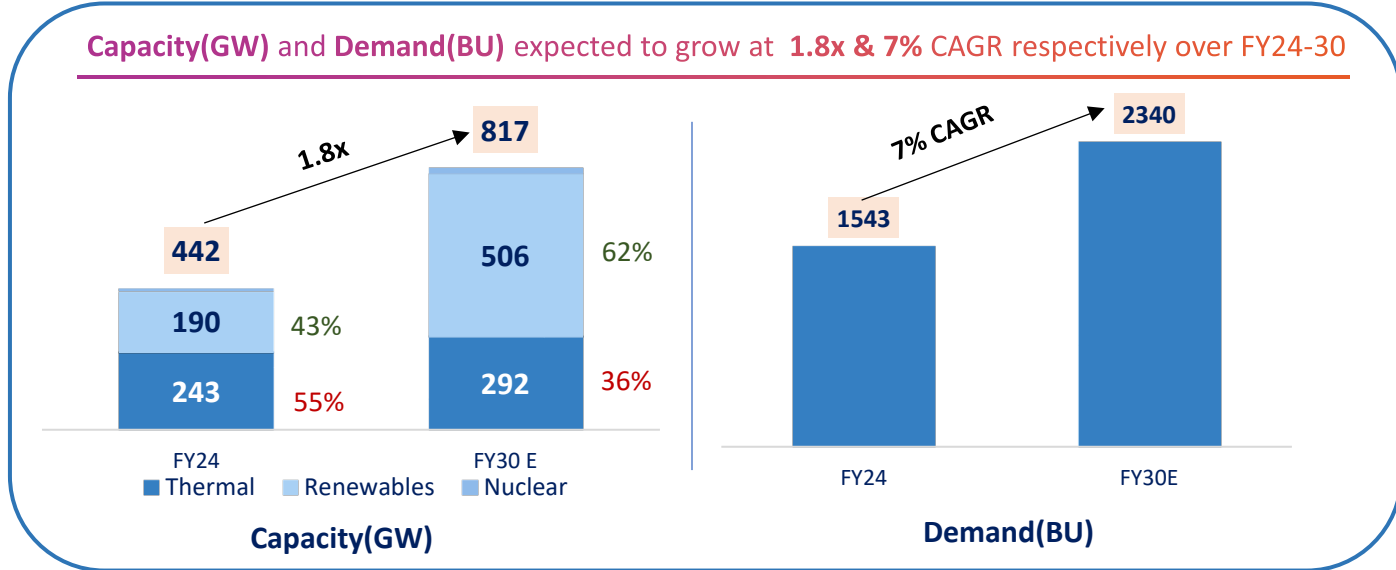
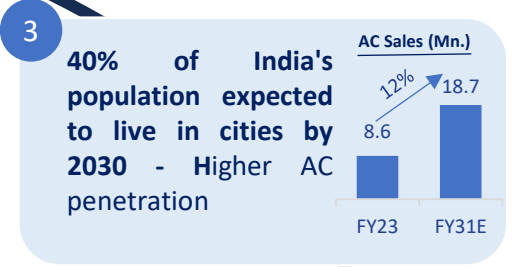
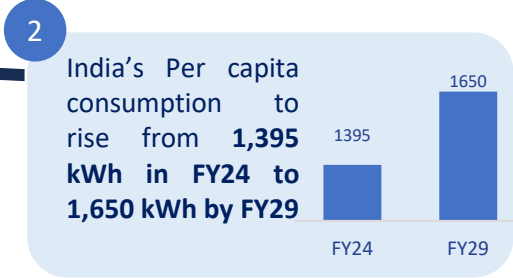
**Rs. 4,134 Cr.**

(EBITDA)

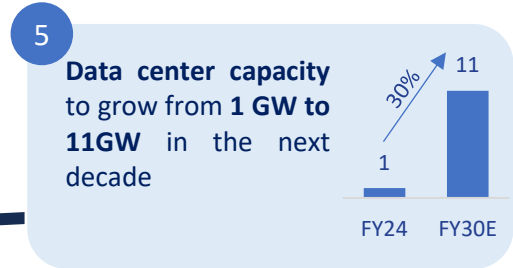
(Consolidated)

# Growing Power Demand in India

**1** Strong GDP forecast of 7%+ in medium term.



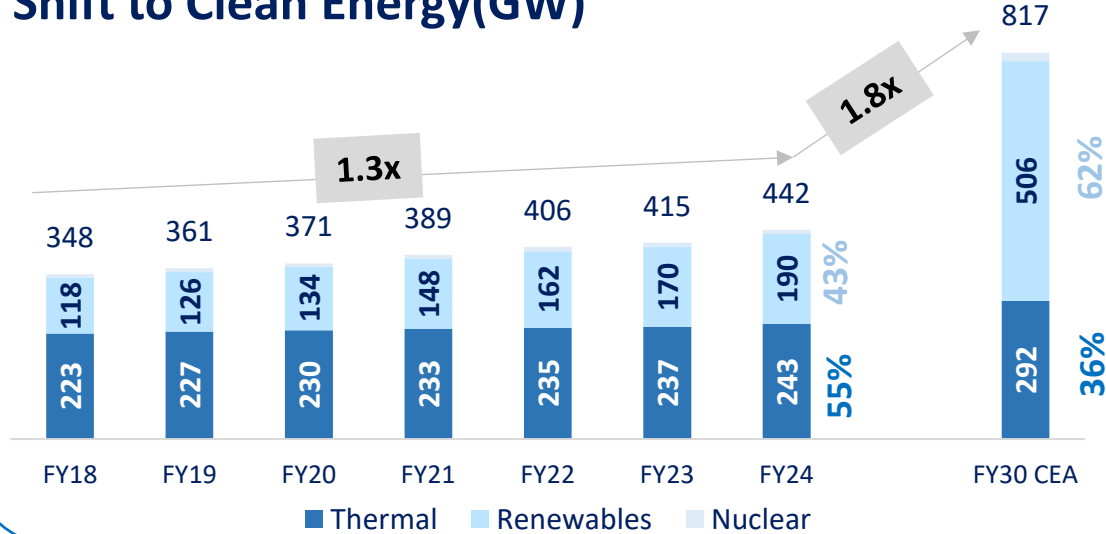
**6** Reduce Carbon Emission by 1 Bn. Tons and Carbon Intensity of GDP by 45% by 2030.



Source: CEA, Motilal Oswal Research, Nomura Research, Crisil

# India's Green Energy Transition

## Shift to Clean Energy(GW)

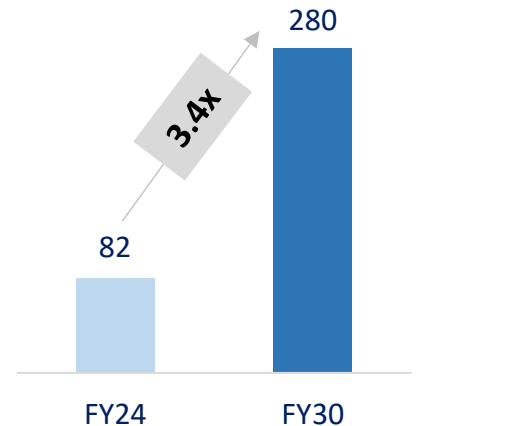


## Capacity Addition

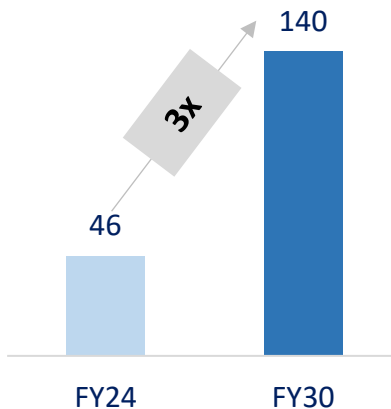
Capacity to grow **1.8x** from FY24 to FY30, reaching **817 GW**.

Growth will be driven by a **2.7x growth in Renewable Capacity**.

## Solar Capacity Target(GW)



## Wind Capacity Target (GW)



## Renewables

India aims to install **500 GW of Renewables** by 2030, primary driven by **solar and wind energy**.

**Hydro, pumped storage, and nuclear energy** will be key in India's transition to cleaner energy.



## Our Presence in Distribution Assets

Presently serving more than 4.7 million Customers handling 4.4 GW+ power spanning across 1,454 Sq. KM area



	Kolkata	Noida	Chandigarh	Rajasthan DF	Malegaon DF
<b>Distribution Contract</b>	Licensee	Licensee	Licensee	Input Based Franchisee	Input Based Franchisee
<b>Area (sq. km)</b>	567	335	114	381	57
<b>Consumer Base*</b>	36 lakhs	1.62 lakhs	2.4 lakhs	5.2 lakhs	1.3 lakhs
<b>Peak Load (MW)</b>	2700+	770+	450+	600+	200+
<b>Units Sold*</b>	11,149	3,136	1,588	2,399	830
<b>Revenue (Rs Cr.)*</b>	8,729	2,478	856	1,936	670
<b>T&amp;D Loss %*</b>	6.89%	7.48%	10.17%	10-14%	39%

\*as on FY24

## CESC Distribution - Kolkata



- ❑ One of India's oldest electricity utility, operating since 1899

*120+ years of experience*

- ❑ Regulated Business : assured post-tax equity return *approved by WBERC*

- ❑ Customer Base **3.6 mn**, Area **567 sq km**, **21,000+** ckt km of network

- ❑ Annual Sales **11,149 MU (FY'24)** , Peak demand **2,700 MW+**

- ❑ Power Procurement/Generation: Budge Budge TPP 750 MW, Haldia TPP 600 MW, Southern TPP 135 MW and others

*~80-85% of power demand met from own generation facilities*

- ❑ Distribution Loss: T&D : **~6.89%**      Collection Efficiency **>99%**

*amongst the best in the country*

- ❑ Customer centric approach, best in class digital penetration, implementation of State-of-the-art technologies

- ❑ Continuous upgradation of distribution infrastructure to enhance quality, reliability and reduce downtime & overloads

- ❑ External credit rating      Long Term "AA" (high safety)

Short Term "A1+" (highest safety)

# Industry 4.0 adoption in Operations



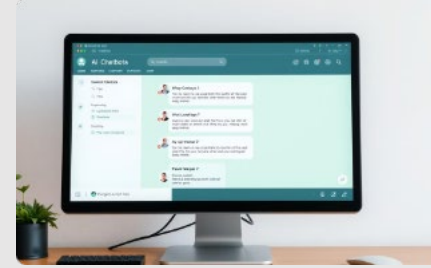
## IoT Sensors

Real-time monitoring for improved efficiency.



## AR/VR/MR

Faster response times, enhanced collaboration.



## Gen-AI Automation

Automated social media response.



## Cloud Adoption

IT modernization for scalability and agility



## AI/ML & Big Data

Data-driven innovation and enhanced decision-making.



## Integrated Infrastructure

State-of-the-art technology integration



## Workforce Automation

Streamlined processes and increased productivity.



## Mobility solutions

Enabling smart mobility with digital infrastructure




# Leveraging Technology for better **Outage Management**

## RMU & Pillar Box Automation



- Quicker restoration
- Lesser truck rolls

## Self-Healing Network/Ring Network



- Sensitive/ Essential premises
- Easier System Operations

## Extensive OFC Network (1500 KM)



- Total communication control
- reduced reliance on telcos

## Scada Implementation



- First in India by any DISCOM; complete network visibility & remote restoration

## Smart/AMR Meters



- Advanced metering for real-time monitoring and control.

## DTR Metering & Monitoring



- Distribution transformer level metering and remote monitoring



# Enhancing Customer Engagement through Digitalization



## Online Payments

80% Online payments  
Multi-channel Online Payments  
Mobile Wallet, Website, App, Bank Transfers



## Green Energy Program

Helping corporates to achieve their sustainability goals



## Demand Side Management

to transform consumer behaviour on usage to spread peak times

## Revamped State of Art Mobile App

32+ new features viz: New Connection, Push Notifications, smooth bill payments, quick registration and register complaint with ease




## POINTS PROGRAM CESC DIGITAL REWARDS



85% of Customer interactions are managed through Digital Channels

# CESC Distribution – Noida Power Company Ltd.



<p><b>Started operations</b> December 1993</p>	<p><b>Distribution Area</b> Greater Noida in Uttar Pradesh <b>335 sq.km.</b></p>	<p>JV between RPSG Group and GNIDA (Greater Noida Industrial Development Authority): RPSG – 73% GNIDA – 27%</p>	<p><b>Power Procurement</b> Dhariwal Infrastructure /<b>Medium Term/</b> Short Term</p>
<p>Lowest Retail Tariff in State of U.P.</p>	<p><b>Population</b> 12 lakh <b>No. of consumers</b> 1.62 lakh approx.</p>	<p><b>94%+</b> Digital Bill Collection</p>	<p><b>Peak Demand</b> 770 MW (appx) <b>Power Demand-CAGR (5 years)</b> 12%+</p>
<p><b>Annual Sales</b> 3,136 MU (FY24)</p>	<p><b>T&amp;D Loss</b> <b>7.48%</b> (FY24) <i>Amongst best in the country</i> <b>Collection Efficiency</b> ~100%</p>	<p>One of the best performing utility in the Country – MOP PFC Integrated <b>Rating A+</b></p>	<p><b>Assured post-tax equity return</b> approved by UPERC</p>

### Awards & Recognitions-

“Leadership Award” at UBS Forums 11th Edition CSR Summit and Awards 2024



# Load Growth Drivers In Greater Noida



## Delhi Mumbai Industrial Corridor

Strategic location benefits businesses



## Integrated Industrial Township, Greater Noida

Excellent infrastructure and support services are available



## Data Centre

Attracts investments and creates jobs



## IT, BPO, Electronic Manufacturing Cluster

A major driver of economic activity



## Jewar International Airport- upcoming (close vicinity of our licensed area)

Enhanced connectivity and growth



## Greater Noida Metro

Improved accessibility and attractiveness

Licensee area part of **“Gautam Buddha Nagar District”**, highest contributor in state GDP

# Acquisition of Chandigarh Power Distribution Limited



<p>Acquired 100% stake in <b>Chandigarh Power Distribution Limited (CPDL)</b> wef. 01<sup>st</sup> Feb 2025</p>	<p>CPDL is the <b>sole distributor of electricity</b> in the Union Territory of Chandigarh</p>	<p><b>Distribution and Retail Power Supply</b> of Chandigarh has been transferred to CPDL</p>	<p><b>Per capita income highest</b> amongst all the Union Territories</p>
<p><b>Area</b> 114 sq.km.</p> <p><b>Population</b> 2+ mn</p>	<p><b>No. of consumers</b> 2.4 lakh</p>	<p><b>Energy Input</b> 1768 MUs</p>	<p><b>Energy Billed</b> 1588 MUs</p>
<p><b>Revenue Billed</b> Rs. 856 Cr</p>	<p><b>Distribution Loss</b> 10.17%</p>	<p><b>Collection Efficiency</b> 98% approx.</p>	<p><b>Tariff</b> 5.23/ kWh</p>


Source: Tariff Order




# Chandigarh Power Distribution Limited

CPDL handover completed on 01<sup>st</sup> Feb 2025

*Introducing the new era for Chandigarh Electricity Consumers*



**RP - Sanjiv Goenka Group**  
Growing Legacies



**Chandigarh Power Distribution Limited (CPDL)**

Distribution and Retail Power Supply of

## CHANDIGARH


IS NOW UNDERTAKEN BY

# CPDL

(Chandigarh Power Distribution Limited)

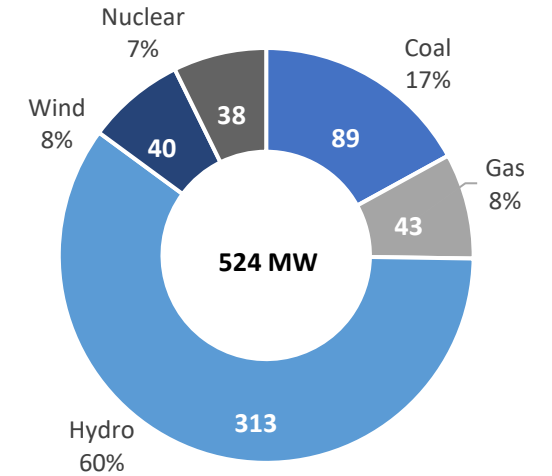
**An RP Sanjiv Goenka Group Company**

**Your Electricity, Our Responsibility**  
24x7 Helpline: 92402 16666 / connectcpdl@rpsg.in

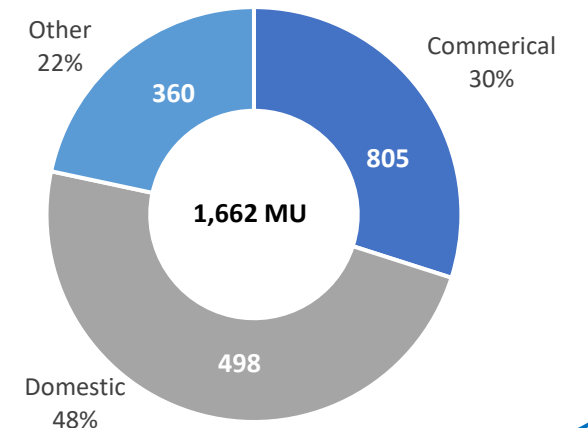


Significant investments planned for modernising distribution network

### Contracted Capacity-(Mar'24)



### Consumption Mix-Sector-wise (FY24)



# CESC Rajasthan Distribution Franchisee



**KOTA DF**



**BHARATPUR DF**



**BIKANER DF**

Name of Subsidiary	Kota Electricity Distribution Ltd	Bharatpur Electricity Services Ltd	Bikaner Electricity Supply Limited
<b>DF Handover Date</b>	01-Sep-2016	01-Dec-2016	16-May-2017
<b>Area (Sq. Km.)</b>	176	50	155
<b>Population (Nos. Lakh)</b>	11.76	2.52	6.44
<b>Consumer Count (Nos. Lakh)</b>	2.64	0.72	1.87
<b>Energy Input (Million Units)</b>	1550	329	886
<b>Units Sold (Million Units)</b>	1329	295	775
<b>T&amp;D Loss (%) - FY24</b>	14.25%	10.16%	12.47%
<b>Revenue (Rs Cr.) - FY24</b>	1,021	228	687
<b>Peak Load (MW)</b>	354	88	212
<b>Avg. Billing Rate (INR/Unit) FY24</b>	7.43	7.49	8.55

- DFA signed for a period of 20 years
- Power Purchase: JVVNL (Kota & Bharatpur), JdVVNL (Bikaner)
- Quickest ever takeover on compliance
- Current focus on commercial turn around, stable and profitable operations

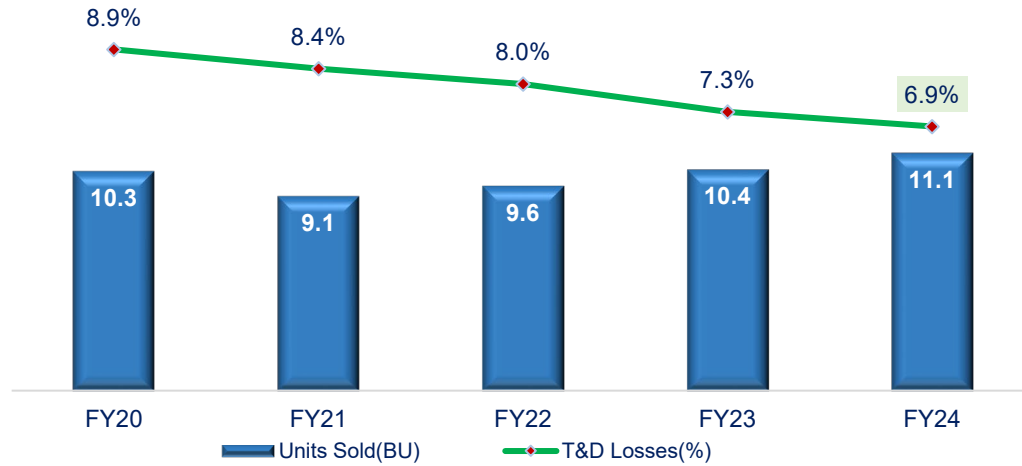
# CESC Distribution – Malegaon



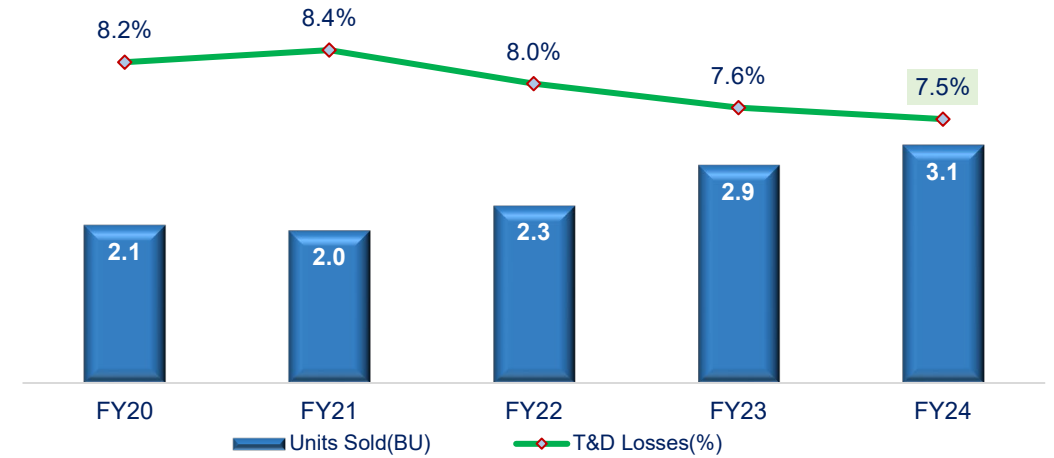
<p><b>Start of operations</b> (Commenced on 1<sup>st</sup> Mar'20)</p>	<p><b>Distribution Area</b> Malegaon in Maharashtra</p>	<p><b>Concession Period</b> 20 Years</p>	<p><b>Power Procurement</b> MSEDCL</p>
<p><b>Area</b> 57.6 sq.km.</p>	<p><b>No. of consumers</b> 1.3 lakh</p>	<p><b>Energy Input</b> 1,364 MU (FY24)</p>	<p><b>Energy Billed</b> 830 MU (FY24)</p>
<p><b>Revenue Billed</b> Rs. 670 Cr (FY24)</p>	<p><b>T&amp;D Loss</b> 39% (FY24)</p>	<p><b>Peak Load</b> 200 MW(FY24)</p>	<p><b>Collection Efficiency</b> 95%+ (FY24)</p>

# Distribution Business - Operational Performance

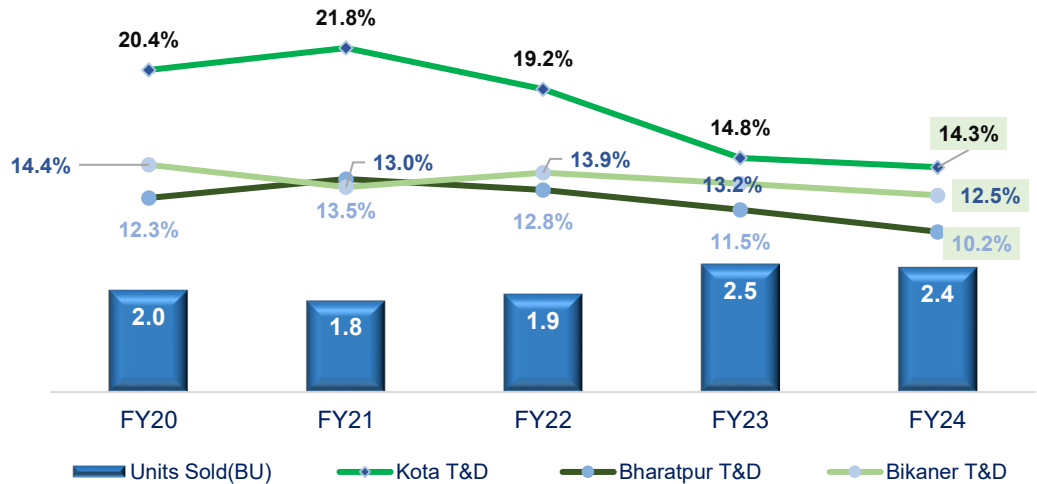
## CESC Kolkata



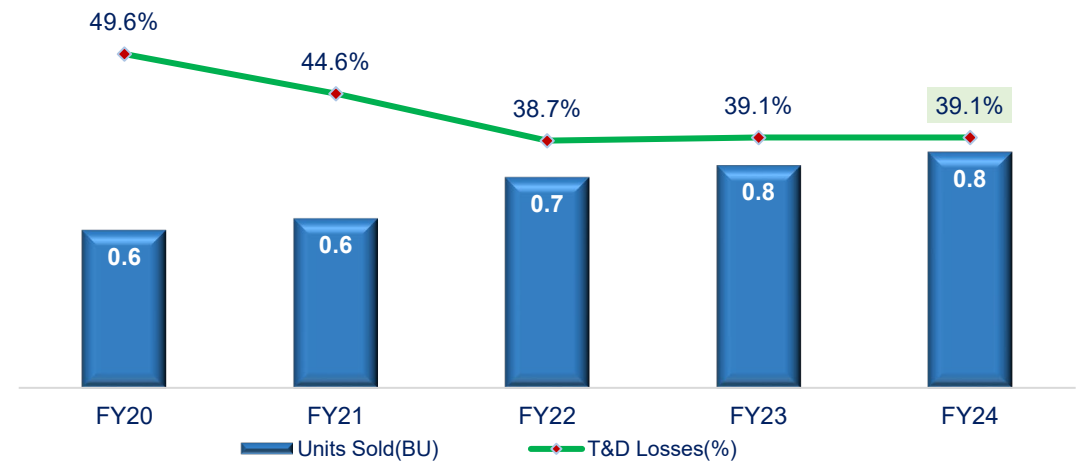
## NPCL



## Rajasthan DF



## Malegaon DF





## Our Presence in Generation Assets



**Budge Budge (TPP)**



**Haldia (TPP)**



**Chandrapur (TPP)**



**Southern (TPP)**




**Crescent (TPP)**

State	West Bengal	West Bengal	Maharashtra	West Bengal	West Bengal
<b>Installed Capacity (MW)</b>	3* 250	2*300	2*300	2*67.5	40 MW
<b>PPA Tied</b>	CESC, Kolkata (embedded generation)	CESC, Kolkata	<ul style="list-style-type: none"> <li>100 MW - TANGEDCO</li> <li>187 MW - NPCL</li> <li>210 MW - Central Railways</li> </ul>	CESC, Kolkata	Short Term Supply - Competitive
<b>Fuel Type</b>	<ul style="list-style-type: none"> <li>CIL Linkage</li> <li>Coal Mine</li> <li>E-auction</li> </ul>	<ul style="list-style-type: none"> <li>CIL Linkage</li> <li>e-auction</li> </ul>	<ul style="list-style-type: none"> <li>CIL Linkage</li> <li>e-auction</li> </ul>	<ul style="list-style-type: none"> <li>CIL Linkage</li> <li>e-auction</li> </ul>	<ul style="list-style-type: none"> <li>Coal Washery Rejects</li> </ul>
<b>Generation (MUs)</b>	3,826 (9M FY25) 5,735 (FY24)	3,285 (9M FY25) 4,564 (FY24)	3,273 (9M FY25) 4,422 (FY24)	386 (9M FY25) 641 (FY24)	217 (9M FY25) 336 (FY24)
<b>PLF</b>	84% (9M FY25) 87% (FY24)	90% (9M FY25) 87% (FY24)	88% (9M FY25) 84% (FY24)	48% (9M FY25) 54% (FY24)	93% (9M FY25) 96% (FY24)

# Optimize Power Procurement Cost & Improve Export Revenue

Key enablers and tools under development for Commercially Improved Operation




## Annual power-mix optimizer tool

Monthly PLFs, import cost, and selling targets basis annual AOP objectives




## Daily power-mix optimizer tool

Algorithm based daily energy profile generation



## Exchange Rate Forecasting

Daily, weekly, and monthly exchange rates guidance (DAM, RTM)



## Demand Forecasting

Data-driven forecasting of daily to annual power demand for CESC



## Power Procurement Playbook

Idea repository and best practices for power contracting

# Significant Progress in the Renewables Foray



Targetting **3200 MW** renewable capacity by March 2029, of which **1200 MW** is under implementation with power offtake tied-up



Signed MoU with **Govt. of Rajasthan** for development of **2100 MW** of Solar & Wind projects



Purvah Green Power recognised as the **'Fastest Growing Utility-Scale Project Developer of the Year'** at Suryacon Hyderabad



# Renewable Energy Initiatives

- Planned Renewable Capacity of **3.2 GW by FY29 in Phase-1** and **overall capacity of 10 GW in Phase-2** under Purvah Green Power Private Limited ("Purvah")
- Strong and experienced Renewable Energy team on boarded in Purvah Green
- Connectivity of **5.8 GW applied/secured across high wind and solar states** : Gujarat, Madhya Pradesh, Rajasthan, Andhra Pradesh and Karnataka
- Platform ready for participation in various bid formats** invited by Renewable Energy Implementing Agencies (REIA)/discoms– Solar/Wind/Hybrid/ Firm and dispatchable renewable energy (FDRE)/ Battery etc.

Target to fully commission 3,200 MW by Mar -2029			
Capacity	FY27	FY28	FY29
Wind	800	1500	1700
Solar	600	900	1500
<b>Total</b>	<b>1400</b>	<b>2400</b>	<b>3200</b>



**3,295 MW of wind projects** in EPC mode (with land) with **Inox, Suzlon & Ecoren** in the states of **Gujarat, Madhya Pradesh, Karnataka, Andhra Pradesh, Rajasthan**

Applied **CTU connectivity** for **3,295 MW wind**

Multiple sites identified, and under various stages of evaluation for generation potential & CUF, Wind Resource Assessment studies, etc under process

**11 sites** under evaluation for land agreements closure

**Project Pipeline ~2,695 MW**



**2,100 acres** acquired

**10,000+ acres** of land parcels under evaluations and various stages of acquisition – **Rajasthan, Gujarat, Madhya Pradesh, Karnataka**

Applied **CTU connectivity** for **2,400 MW solar**

Multiple sites identified, and under various stages of evaluation for generation potential & CUF, etc under process

**Project Pipeline ~1,950 MW**

# Purvah Green Power - Projects Under Implementation

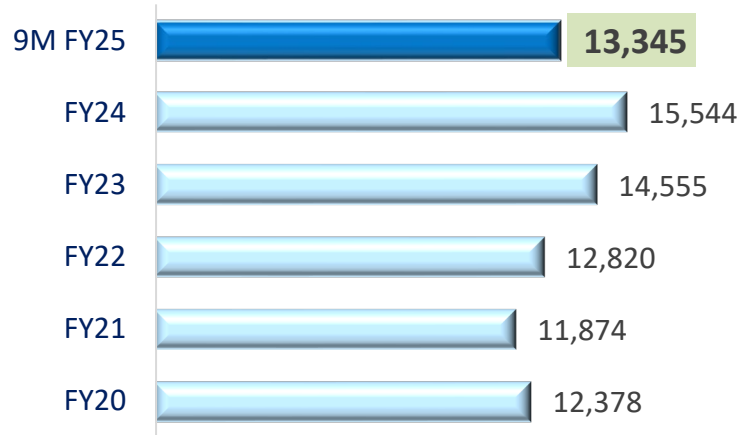
**Total Capacity** **1,200 MW** | **Solar** **600 MW** | **Wind** **600 MW** | **Projected Annual Revenue** **~ Rs. 1,200 Cr**

Projects	Type	Capacity (MW)	Location	Offtake Arrangement with	Status	Connectivity Status	Expected COD
Project-1 Solar	Solar	300	Rajasthan	CESC	PPA Signed	Secured	Q4FY26
Project-2 Hybrid	Solar	150	Madhya Pradesh	CESC	LOA Received	Secured	Q3FY27
	Wind	300				Secured	
Project-3 Hybrid	Solar	150	Rajasthan	NPCL	LOA Received	Secured	Q4FY27
	Wind	300	Andhra Pradesh			Secured	


# Annual Financial Performance

## Consolidated Financials

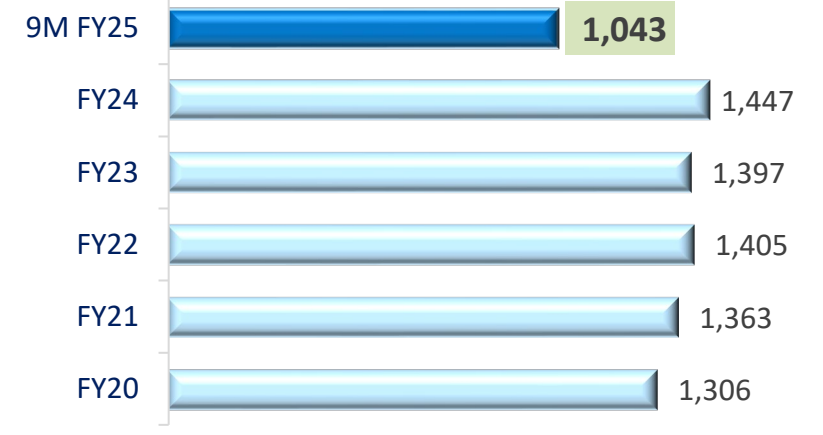
### Revenue (in Cr.)



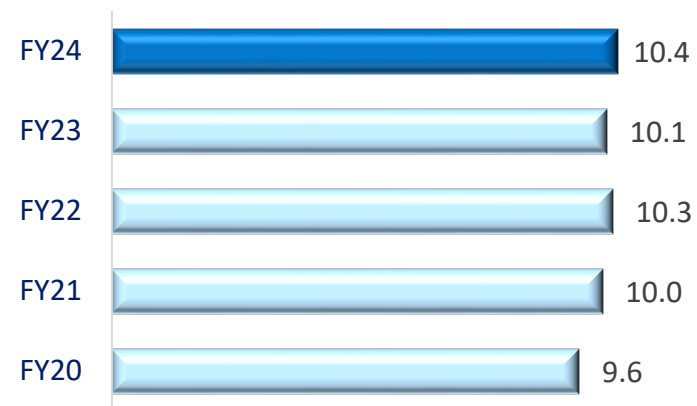
### EBITDA (in Cr.)




### PAT (in Cr.)



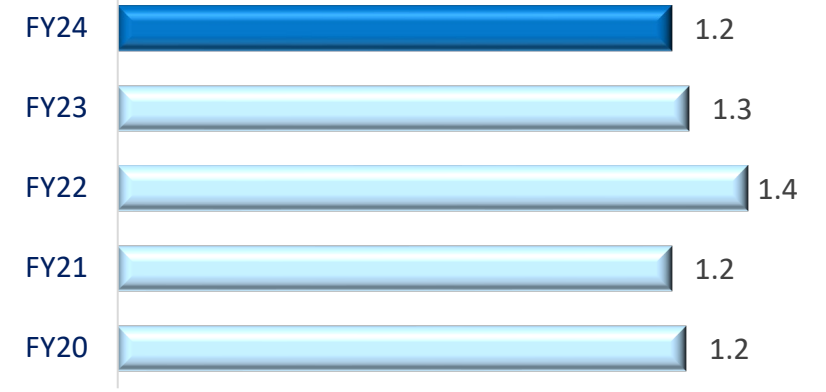
### EPS (INR.)



### Dividend Per Share (INR)



### Debt to Equity





## Financial Performance of Key Subsidiaries

	FY23			FY24			9M FY25			9M FY24		
	Revenue	EBITDA	PAT	Revenue	EBITDA	PAT	Revenue	EBITDA	PAT	Revenue	EBITDA	PAT
<b>CESC Ltd (Consolidated)</b>	<b>14,555</b>	3,734	1397	<b>15,544</b>	4,134	1,447	<b>13,345</b>	3,206	1,043	<b>12,084</b>	3,079	1,032
<b>CESC Standalone</b>	<b>8,153</b>	2,144	830	<b>8,729</b>	2,381	775	<b>7,552</b>	1,952	582	<b>6,882</b>	1,808	570
Noida Power	<b>2,325</b>	305	161	<b>2,478</b>	332	169	<b>2,172</b>	265	134	<b>1,905</b>	259	139
Haldia Energy Ltd	<b>1,987</b>	747	261	<b>2,000</b>	787	254	<b>1,556</b>	591	214	<b>1,504</b>	573	176
Dhariwal Infrastructure Ltd	<b>1,918</b>	550	244	<b>1,933</b>	576	283	<b>1,514</b>	447	244	<b>1,416</b>	409	189
Crescent Power	<b>177</b>	55	33	<b>208</b>	112	80	<b>157</b>	68	43	<b>150</b>	80	56
Kota	<b>1,014</b>	-1	-35	<b>1,021</b>	26	-11	<b>877</b>	21	-11	<b>832</b>	24	-4
Bharatpur	<b>212</b>	13	4	<b>228</b>	16	6	<b>206</b>	17	8	<b>182</b>	15	6
Bikaner	<b>628</b>	30	7	<b>687</b>	42	18	<b>636</b>	34	13	<b>544</b>	32	12
Malegaon DF	<b>608</b>	-67	-77	<b>670</b>	-83	-95	<b>542</b>	-114	-123	<b>484</b>	-79	-88

# High on ESG Commitment



## Environment



## Social



## Governance

- ✓ **0.91 tCO2eq/MWh GHG Intensity** when compared to 0.94 tCO2eq/Mwh in FY 21-22
- ✓ **21 green buildings** certified
- ✓ **100% fly ash** utilization
- ✓ **Upgraded and enhanced waste management practices** with dedicated SOP
- ✓ Achieved **100% Zero waste to landfill** (waste reused/recycled)
- ✓ Maintained specific water consumption **below the statutory limit of 3.5 cubic metres per MWh**
- ✓ **Zero liquid discharge** in freshwater based power plants
- ✓ **Platinum category Global Sustainability Award, 2023** for HEL
- ✓ **28,135 trees planted** through a joint initiative with West Bengal Biodiversity Board

- ✓ Received prize for **“Leadership in HR Excellence and Sustained Excellence”** at the 16th CII National HR Excellence Awards
- ✓ NPCL received Silver Award in **Education Category** under CSR Times Award 2024
- ✓ **>3,42,000** lives positively impacted through CSR activities w.r.t 22,000 lives in FY 22-23
- ✓ **Zero fatalities and high consequence injuries** at workplace for the four consecutive year
- ✓ Integration of **ESG in supply chain- ~30.58% Suppliers achieved Gold ratings**
- ✓ **55%** Procurement spent from local suppliers (state)
- ✓ Women diversity in **workforce is 7.8%**
- ✓ Certified as **“Great Place to Work”** for the fifth consecutive year

- ✓ Dedicated **Standalone ESG-specific policy commitments**
- ✓ **16+ patents** registered for approval, **5 patents granted**
- ✓ **50%** of the Board Independent. **9% Women representation** on the Board
- ✓ Significant advancements in improving our existing management systems against **anti-corruption and anti-bribery in line with the requirements of ISO 37001**
- ✓ **90%** TAT (Turn-around time) adherence to consumer complaints for CESC Kolkata

# Thank You

## Company Details:

**CESC Limited**

**Head Office:** CESC House, Chowringhee Square,  
Kolkata - 700001

## Investor Enquiries:

**Mr. Saket Sah, Group Head - Investor Relations & ESG Reporting**

Email- [saket.sah@rpsg.in](mailto:saket.sah@rpsg.in)

Mobile- 9702027569

**Mr. Pankaj Kedia, Vice-President - Investor Relations**

Email- [pankaj.kedia@rpsg.in](mailto:pankaj.kedia@rpsg.in)

Mobile- 9874484000

