



Date: 8th August, 2024

To
Department of Corporate services
BSE Limited
1st Floor, New Trading Ring,
Rotunda Building, Phiroze Jeejeebhoy
Towers, Dalal Street, Fort,
Mumbai-400001
Scrip Code: - 540425

To
Listing Department
National Stock Exchange of India Limited
Exchange Plaza, Plot No. C-1,
G Block, Bandra Kurla Complex,
Bandra (E)
Mumbai- 400051
Symbol- SHANKARA

Sub: - Investor's presentation- Q1 & FY25 Results

Dear Sir/Madam,

Please find enclosed Investor's Presentation for Q1 & FY25 Results pursuant to Regulation 30 of the SEBI (Listing Obligations and Disclosure Requirements), Regulation 2015.

You are requested to take note of the same.

Thanking You.

Yours faithfully
For **Shankara Building Products Limited**

Digitally signed by ereena vikram
DN: cn=ereena vikram c=IN o=Personal
Date: 2024-08-08 18:19+05:30

Ereena Vikram
Company Secretary & Compliance Officer
Memb. No: ACS-33459

Registered Office :
G2, Farah Winsford, 133 Infantry Road,
Bengaluru-560001, Karnataka
Ph.: + 91- 080-40117777, Fax- +91-080-41119317

Corporate Office :
No. 21/1 & 35-A-1, Hosur Main Road,
Electronic City, Veerasandra, Bengaluru-560100
Ph.: +91-080-29910702 | 080-29910709

Email :- info@shankarabuildpro.com | CIN:L26922KA1995PLC018990. | Website : www.shankarabuildpro.com

Shankara
Building Products Ltd.

SHANKARA
Bulldpro
Building Materials and more

Investor Presentation

Q1 FY2025

August 8, 2024



The statements contained in this document speak only as at the date as of which they are made and certain statements made in this presentation relating to the Company's objectives, projections, outlook, expectations, estimates, among others may constitute 'forward-looking statements' within the meaning of applicable laws and regulations. Such forward-looking statements are not guarantees of future performance and involve risks and uncertainties and actual results may differ from such expectations, projections etc., whether express or implied. These forward-looking statements are based on various assumptions, expectations and other factors which are not limited to, risk and uncertainties regarding fluctuations in earnings, competitive intensity, pricing environment in the market, economic conditions affecting demand and supply, change in input costs, ability to maintain and manage key customer relationships and supply chain sources, new or changed priorities of trade, significant changes in political stability in India and globally, government regulations and taxation, climatic conditions, natural calamity, commodity price fluctuations, currency rate fluctuations, litigation among others over which the Company does not have any direct control. These factors may affect our ability to successfully implement our business strategy. The Company, may alter, amend, modify or make necessary corrective changes in any manner to any such forward looking statement contained herein and the Company expressly disclaims any obligation or undertaking to disseminate any updates or revisions to any statements contained herein to reflect any change in events, conditions or circumstances on which any such statements are based. You are cautioned not to place undue reliance on these forward-looking statements, which are based on the current view of the management of the Company on future events.



Financial Highlights

- Q1FY2025 revenues grew by 14% YoY, led by steel volumes & non-steel growth, while steel prices softened
- EBITDA grew by 20% YoY, EBITDA margin expanded by 15 bps YoY to 3.2% with improved mix
- PAT was impacted by increase in finance cost, primarily due to higher acceptances
- Working capital days remain unchanged at around 30 days

Business Highlights

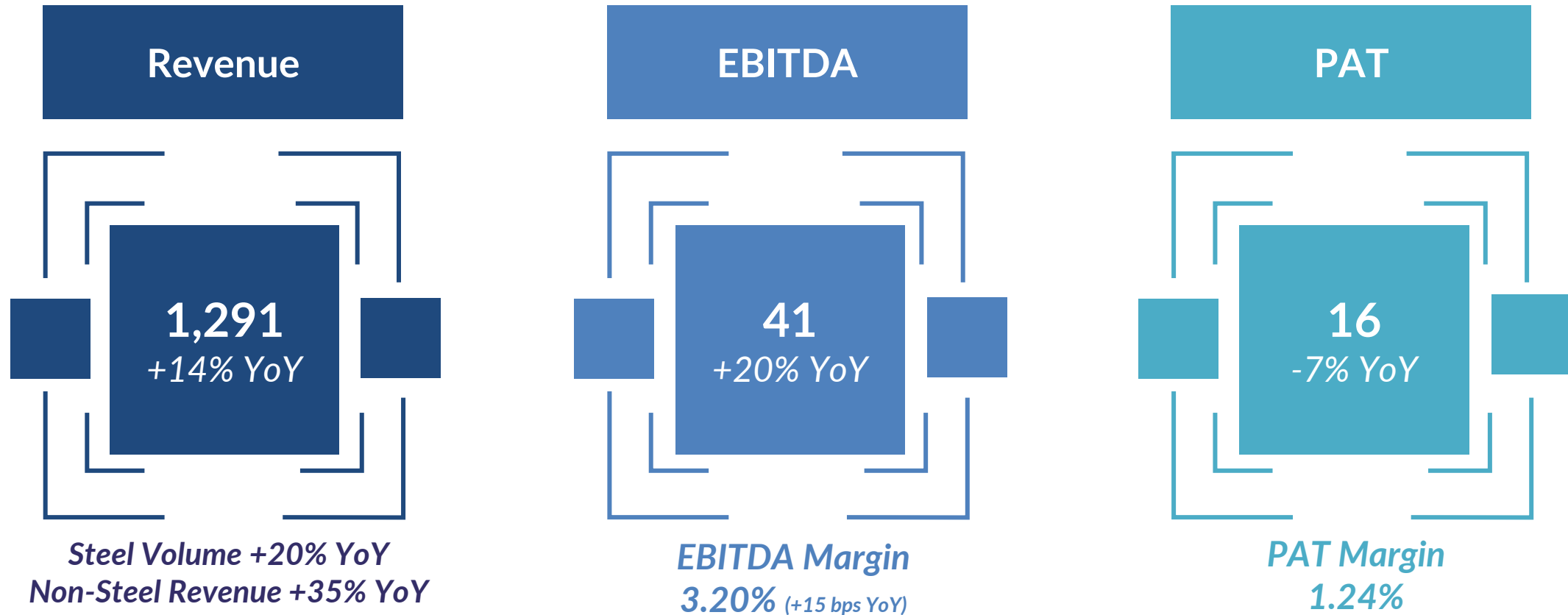
- Steel volume growth continues to be healthy at 20% YoY; Non-steel revenue growth robust at 35% YoY
- Retail ticket size at Rs. 58.5k in Q1 FY2025 (+23% YoY)
- West and Central regions grew by over 50% YoY, with revenue contribution of 13% & 3% respectively
- Tiles revenue growth at 66% YoY; Fotia Ceramica revenues at Rs. 31 crore – **launched quartz sinks under Fotia brand**



Other Business Updates



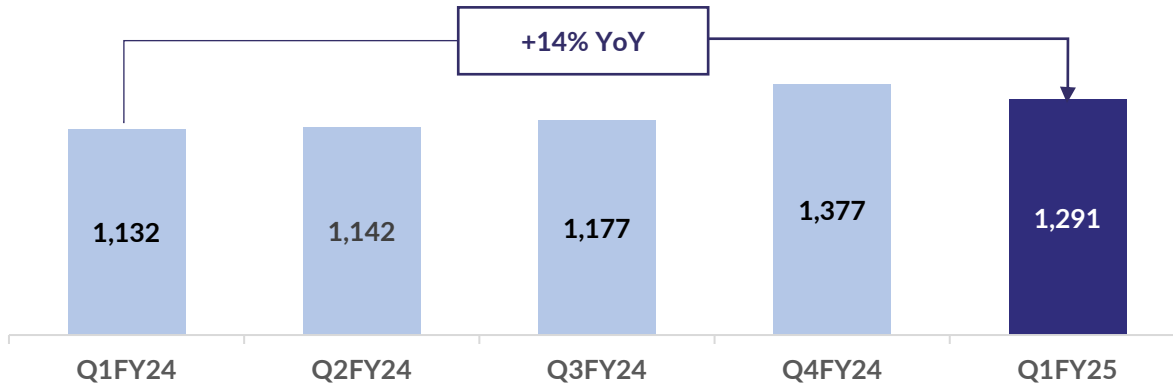
- Approval received from SEBI for demerger and filing underway with NCLT
- **Identified 10 strategic locations for setting up of new fulfilment centers over next 6-9 months**
- Inauguration of tile display centre in Morbi is now expected in Sep-24. This will expand Fotia's presence across India and help explore other opportunities in the coming years



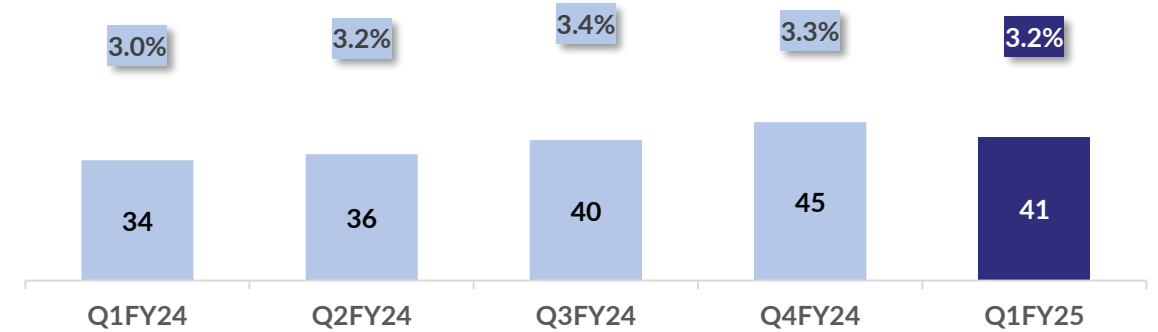
Figures in Rs. Crore

Consistent growth in revenue and EBITDA, while consciously building a diversified business model

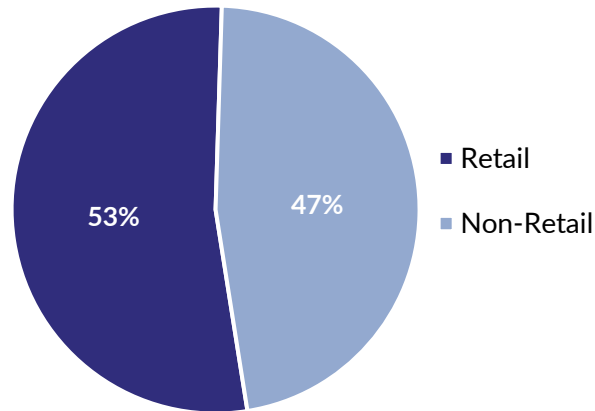
Healthy revenues despite weak macroeconomic condition



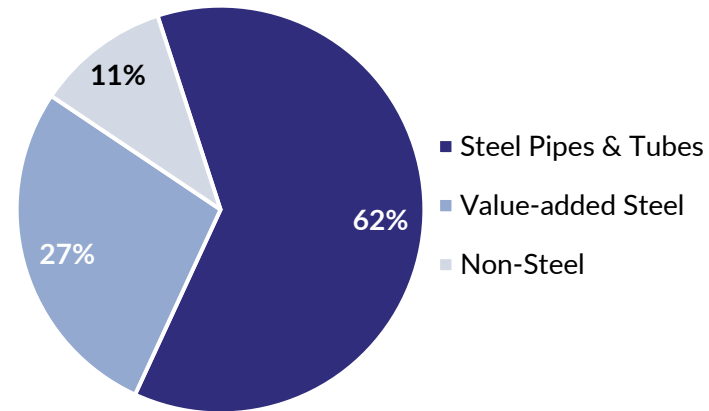
Steady margins with focus on VAS and non-steel products



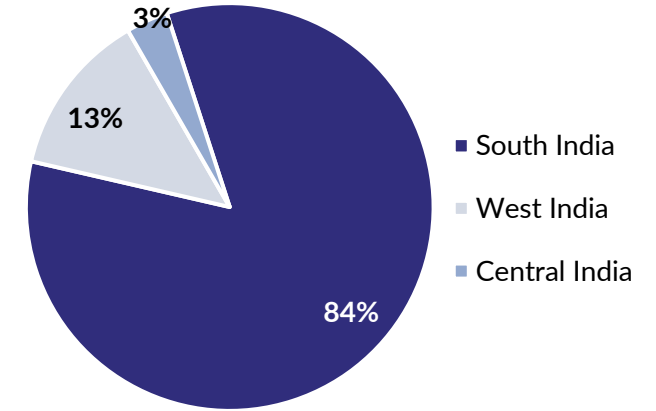
Streamlining distribution across segments



Optimizing value-added revenue mix

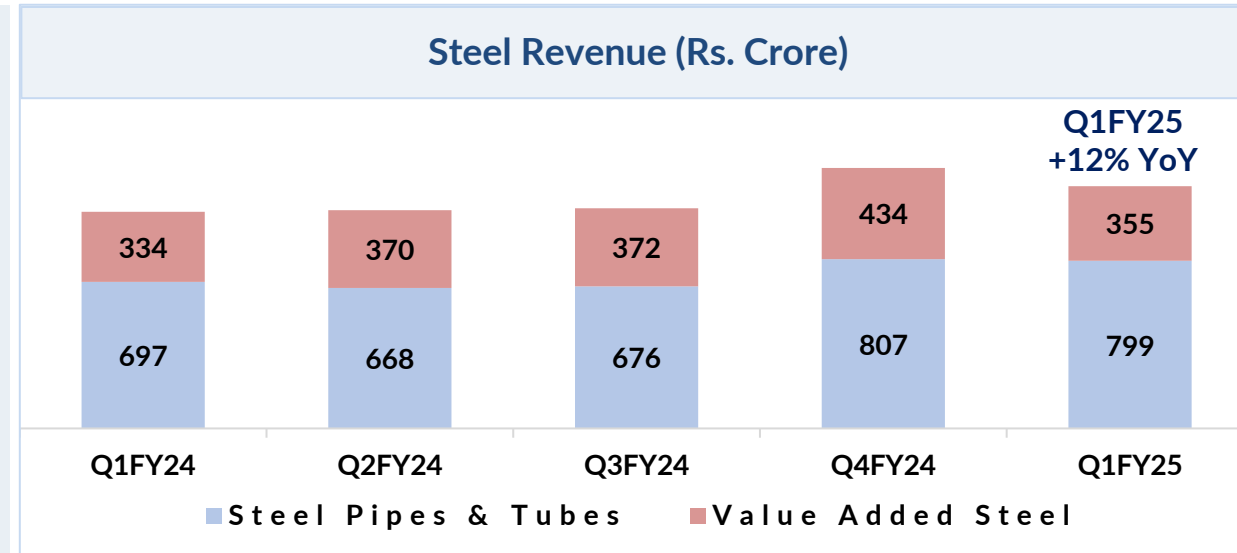
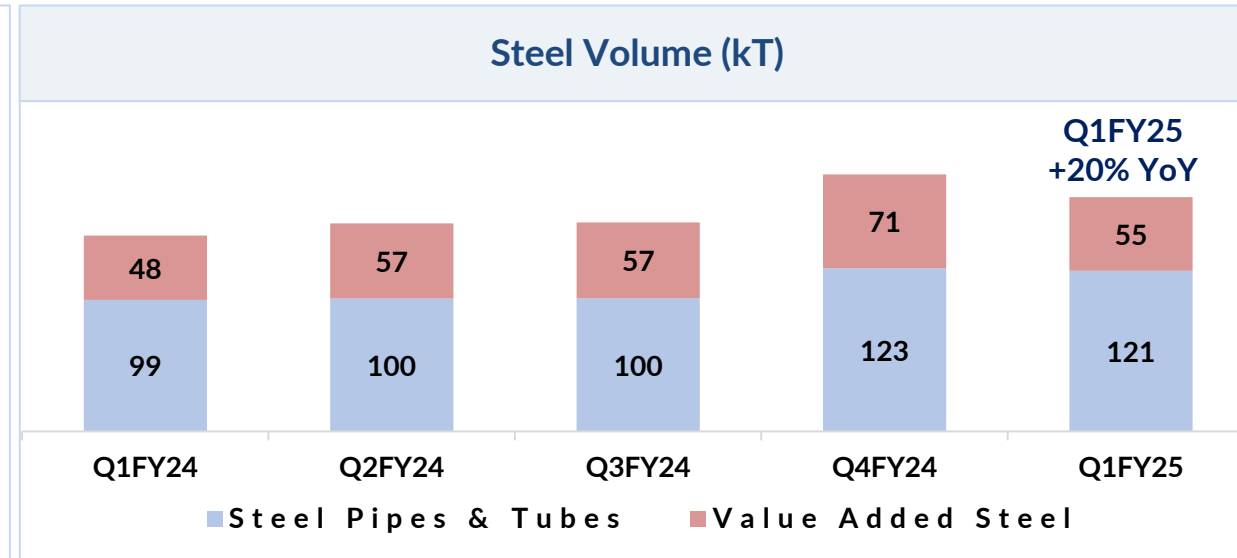
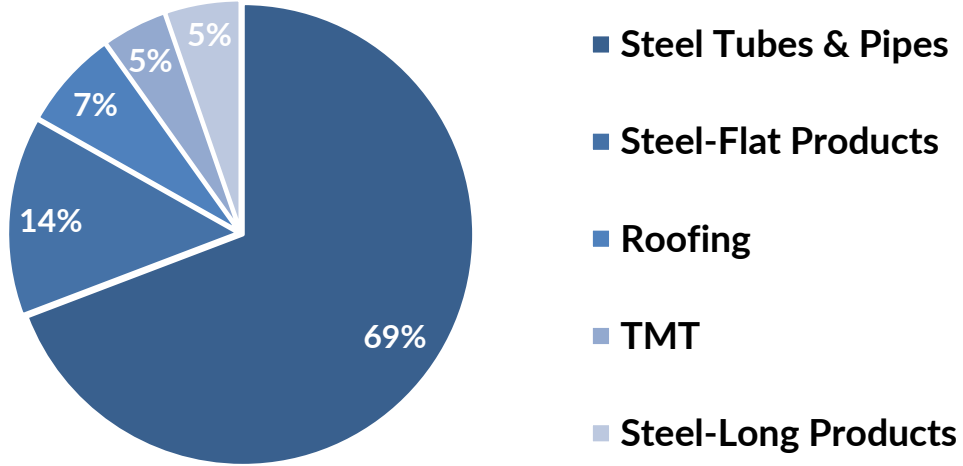


Expanding footprints beyond South



Steadily growing volume as well as value within steel business

STEEL

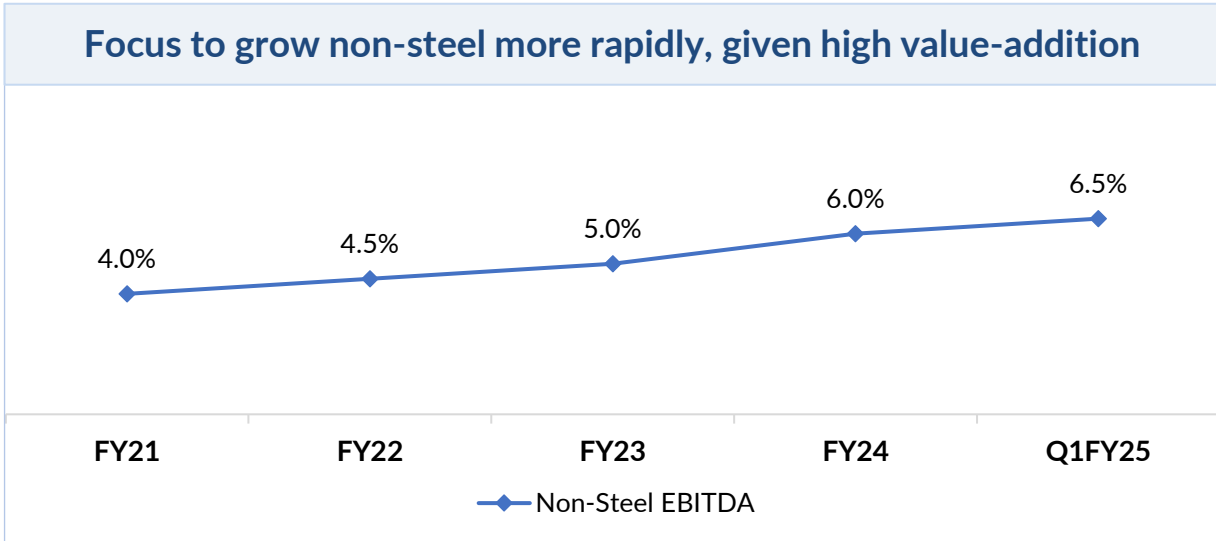
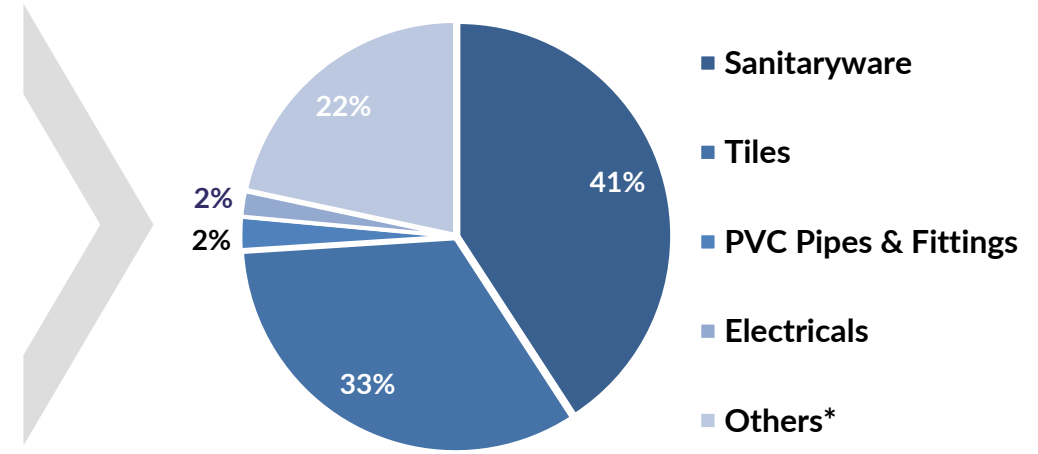
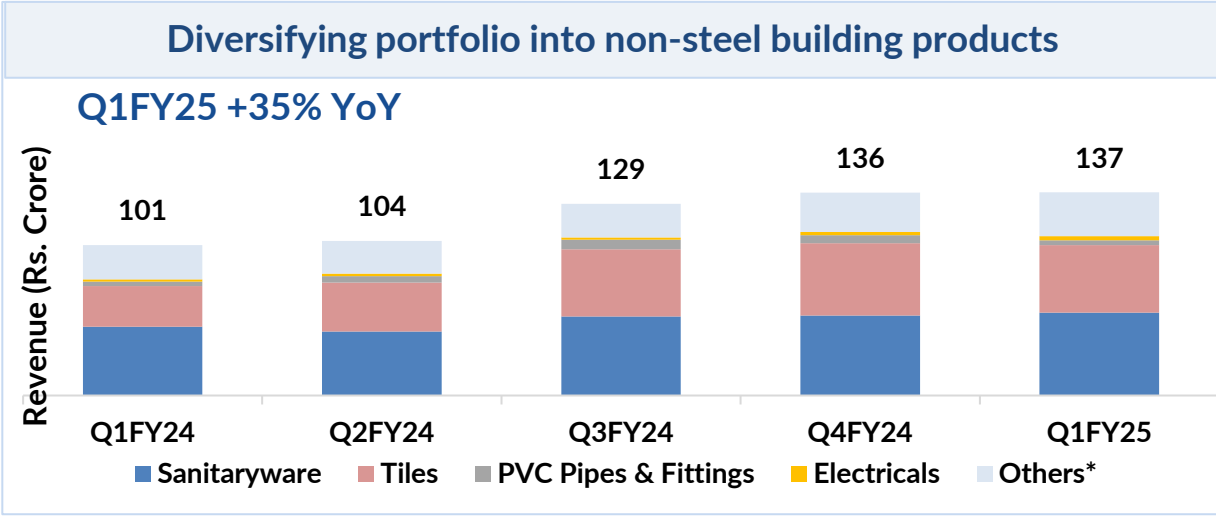


Steel business registered steady growth, despite overall softness in demand led by elections and monsoons; Steel volumes grew by 20% YoY

Steel revenue growth at 12%, due to softening of steel prices; Steel flat products growth was higher at 44% YoY

Aggressively expanding higher margin non-steel business

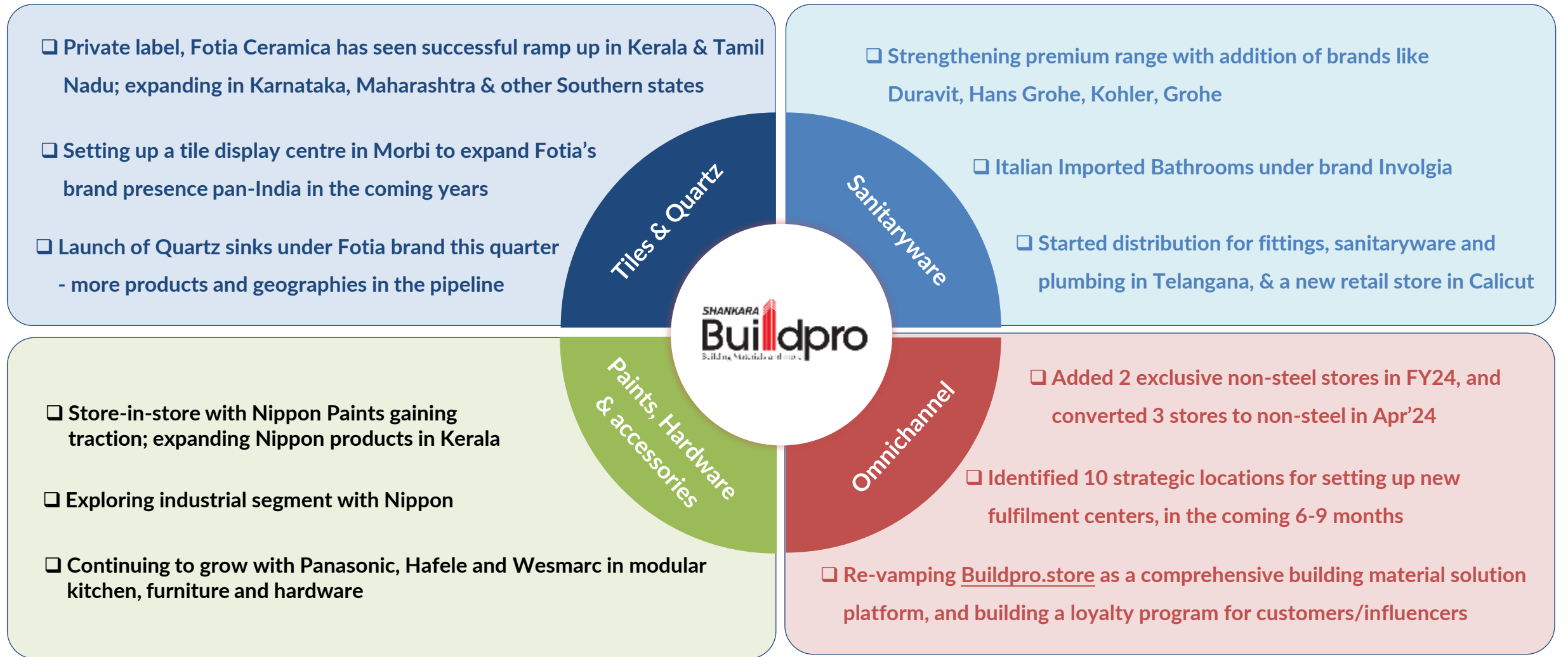
NON-STEEL



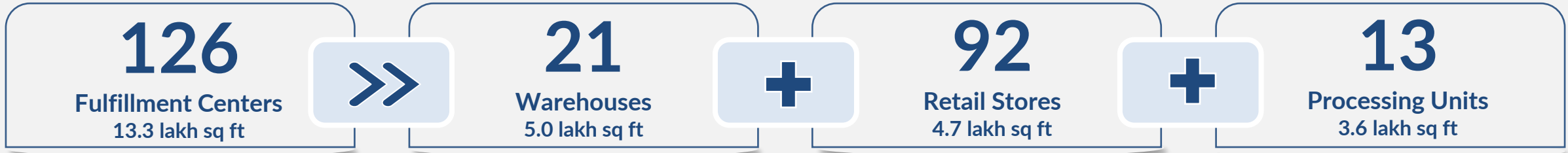
Significant runaway to expand market share in all non-steel products

Rs. Crore	TAM	Shankara's TTM Revenue
Sanitaryware & Fittings	~18,000	~200
Tiles	~45,000	~175
PVC Pipes & Fittings	~40,000	~20
Electricals & Lighting	~70,000	~10
Paints & Coating	~75,000	~5

Strategic initiatives aimed at improving value-added portfolio



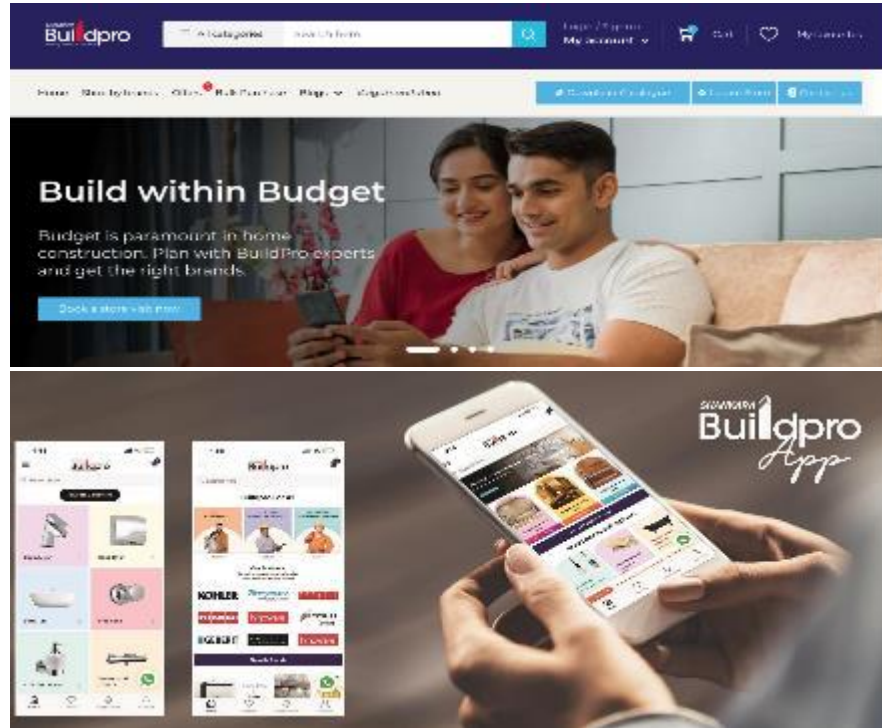
Building an omnichannel marketplace for building materials



Processing Facilities

- Vishal Precision Steel Tubes & Strips**
 - Processing of tube and cold rolled strip
 - Two processing facilities in Bengaluru
- Centurywells Roofing India**
 - Engaged in colour coated roofing products.
 - Ten processing facilities, mainly in Bengaluru, Chennai, Coimbatore
- Taurus Value Steel & Pipes**
 - Tube processing facility at Hyderabad

Online Discovery of wide range of products Anytime, Anywhere



Offline Push through Fulfillment Centers



With launch of “BuildPro” app ([Google Play](#) & [App Store](#)) and [website](#):

- Shankara has evolved from a traditional marketplace to online marketplace
- Has enabled an online discovery platform for all building materials, leading to an increased footfalls at fulfillment centers

- Focus on technology & digital marketing
- Move towards greater online presence & focus on tech driven customer acquisition and retention

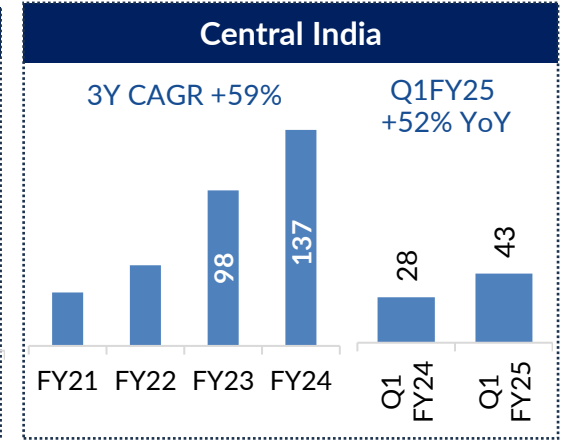
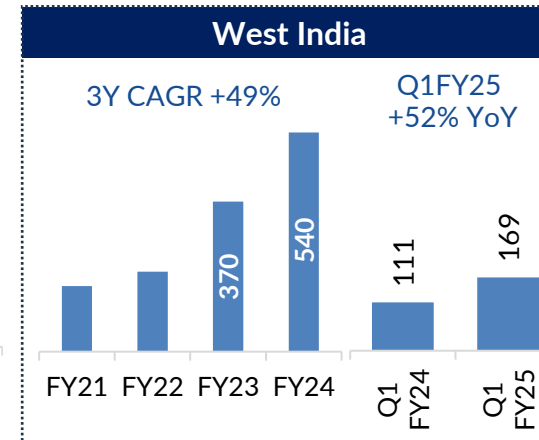
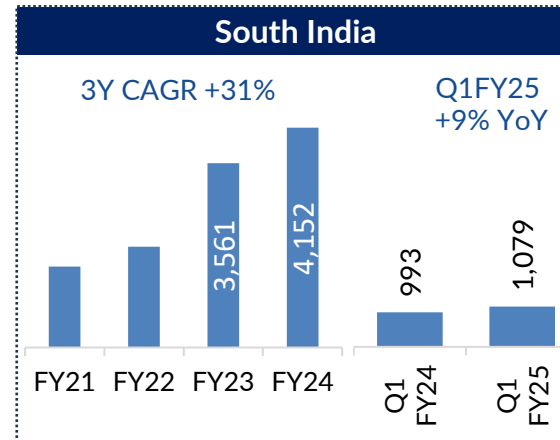
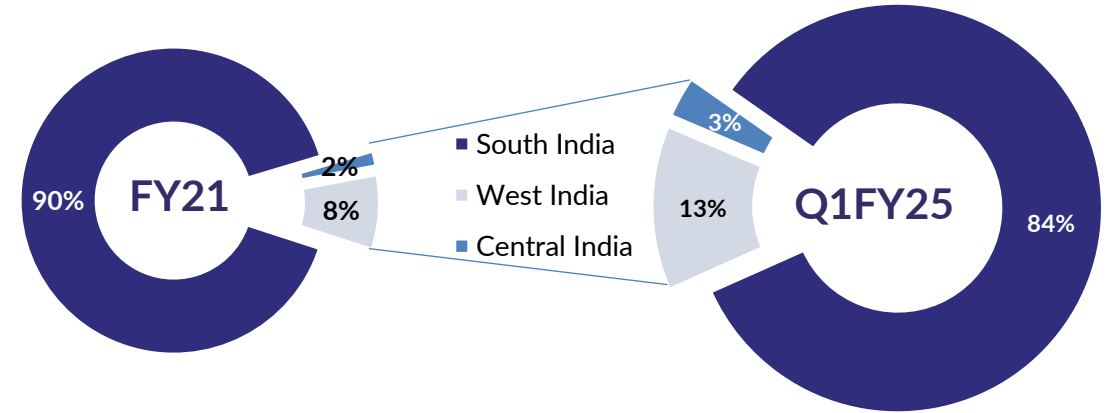
- Technology will be a key enabler for Pan India expansion in the coming years
- Evaluating opportunities for strategic collaborations in the digital landscape to enhance existing omni-channel strategy



Dominant position in South, now expanding into other regions

-  Warehouses
-  Processing Units
-  BuildPro Store

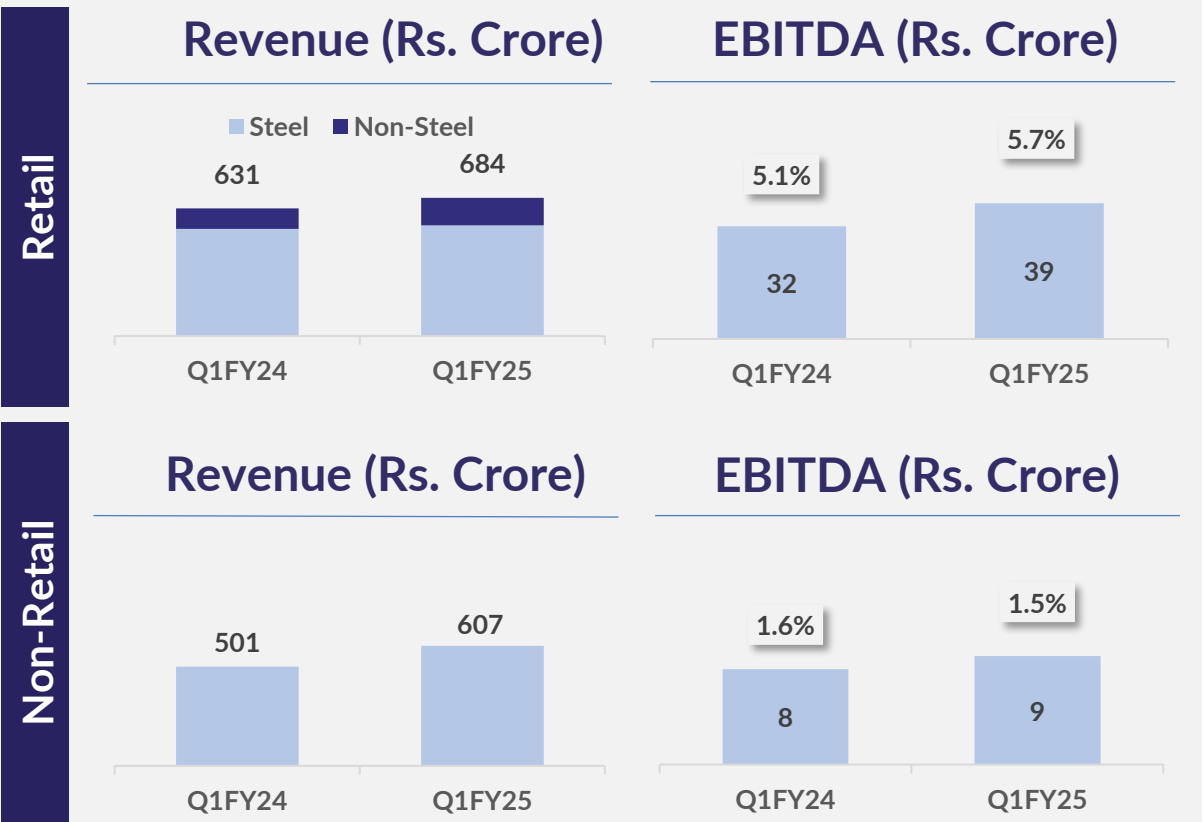
10/1
States/UT

45
Cities

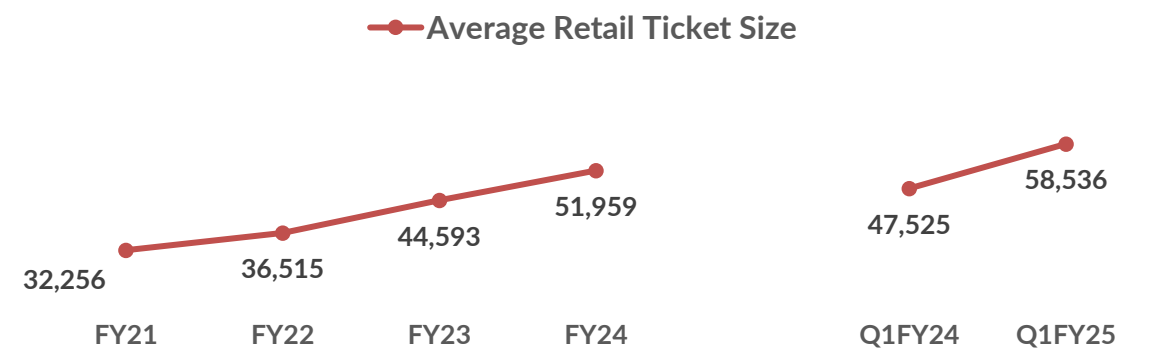


-  Cluster-based distribution network has helped deepen our penetration in the Southern states
-  With strong presence in South, aggressively expanding to other regions in line with long-term vision to become a pan-India player

Resilient Retail, Expanding beyond South thriving Non-retail growth



Retail Parameters	Q1FY25	Q1FY24	Change YoY
Retail Stores (No.)	92	91	1%
Retail Area (lakh sq ft)	4.74	4.58	3%
No. of Transactions	116,867	132,803	-12%
Average Ticket Size (Rs.)	58,536	47,525	23%
Retail Revenue	684	631	8%
Retail EBITDA	39	32	20%



- Retail continues to leverage strength of brands and wide product portfolio to create customer pull at all stores; average ticket size increased by 23% YoY to ~Rs. 58,500 in Q1 FY2025, with increased product offerings in VAS & non-steel at stores – leading to margin expansion
- Non-retail business growth was more rapid, primarily due to expansion beyond South – both West and Central region grew by 52% YoY, with revenue contribution of 13% & 3% respectively

Consolidated Profit & Loss Statement

Particulars (Rs. Crore)	Q1 FY25	Q1 FY24	Change YoY
Revenue from Operations	1,291	1,132	14%
Other Income	0.5	0.5	15%
Cost of Materials Consumed	1,216	1,069	14%
Employee Expenses	14	13	16%
Other Expenses	19	16	20%
EBITDA	41	34	20%
EBITDA Margin %	3.2%	3.0%	15 bps
Depreciation	4	4	8%
Finance Cost	16	7	109%
Profit before Tax	22	23	(7%)
Tax	5	6	(7%)
Profit after Tax	16	17	(7%)
PAT Margin %	1.2%	1.5%	(28 bps)
Basic EPS (in Rs.)	6.62	7.56	(12%)

Demerger Update

Creating two distinct focused entities



Demerger to create two separate entities, focused on building materials marketplace and manufacturing respectively



Building Materials Marketplace
(with its omnichannel presence) will be separated to create Shankara BuildPro Limited

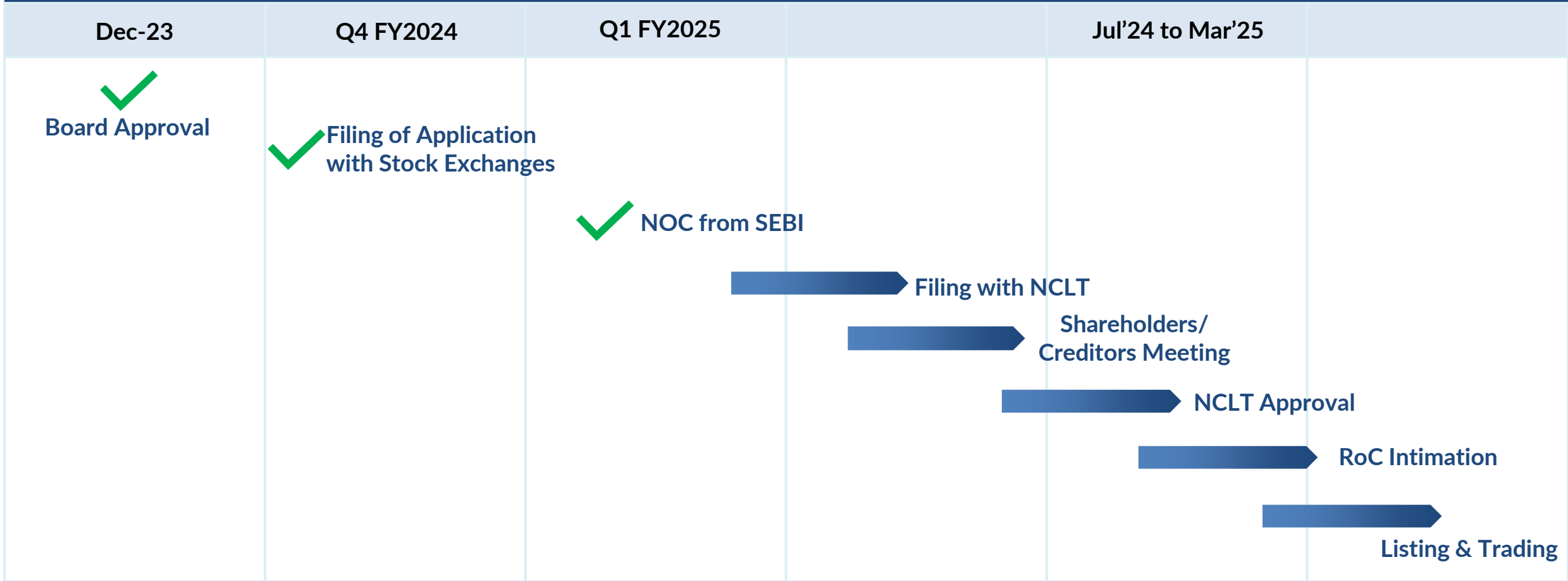


Post segregation, Shankara Building Products Ltd will be a focused listed entity for traditional Manufacturing business

Q1FY25	Building Materials Marketplace	Manufacturing	Total
Revenue	Rs. 1,178 Cr (Restated*: Rs. 956 Cr)	Rs. 335 Cr	Rs. 1,291 Cr
EBITDA	Rs. 37 Cr	Rs. 5 Cr	Rs. 41 Cr
PAT	Rs. 17 Cr	Rs. (0.6) Cr	Rs. 16 Cr

Implementation timeline

Estimated timeline for the demerger: 10-14 months from Board Approval date



Appointed date for the scheme implementation is April 1, 2024, subject to necessary approvals

Thank You

Shankara Building Products Limited

CIN: L26922KA1995PLC018990

Mr. Alex Varghese, Chief Financial Officer

ir@shankarabuildpro.com

www.shankarabuildpro.com

Scan the QR to experience the

SHANKARA
Buildpro
App



Android



iOS

SHANKARA
Buildpro
Building Materials and more

Shankara
Building Products Ltd.