

VENTURA GUARANTY

May 30, 2024

BSE Limited

Corporate Relationship Department
P.J. Towers,
Dalal Street, Fort,
Mumbai - 400 001.

Scrip Code: 512060

Dear Sir,

Sub: Audited (Standalone and Consolidated) Financial Results for the Quarter and Financial Year ended March 31, 2024

The Board of Directors of the Company, at its Meeting held on Thursday, May 30, 2024, has approved the Audited (Standalone and Consolidated) Financial Results of the Company for the Quarter and Financial Year ended March 31, 2024.

The Board recommended a Final Dividend of Rs. 4.50/- per Equity Share on 31,94,800 fully paid up Equity Shares of face value of Rs. 10/- each for the financial year 2023-24 which shall be subject to the approval of the Shareholders at the ensuing Annual General Meeting of the Company.

Pursuant to Regulation 33 of SEBI (Listing Obligations and Disclosure Requirements) Regulations, 2015, please find enclosed the following:

- i. A Copy of Audited Financial Statements (Standalone & Consolidated) for the quarter and financial year ended March 31, 2024 along with Statement of Asset and Liabilities as on that date and Cash flow Statement for the Year ended March 31, 2024;
- ii. Auditor's Report for the aforesaid results;

The Meeting commenced at 2:00 PM and concluded at 2:45 PM.

Kindly take the above information on your

record. Thanking You,

Yours Faithfully,

For VENTURA GUARANTY LIMITED



**SUDHA GANAPATHY
COMPLIANCE OFFICER & COMPANY SECRETARY**



Encl: As above

VENTURA GUARANTY LIMITED

Independent Auditor's Report on the Quarterly and Year to Date Audited Standalone Financial Results of the Company Pursuant to the Regulation 33 of SEBI (Listing Obligations and Disclosure Requirements) Regulations, 2015, as amended

To The Board of Directors of Ventura Guaranty Limited

Report on the Audit of Financial Results

Opinion

We have audited the accompanying statement of standalone financial results of **Ventura Guaranty Limited** (the "Company"), for the quarter and year ended March 31, 2024 (the "Statement"), attached herewith, being submitted by the Company pursuant to the requirement of Regulation 33 of the SEBI (Listing Obligations and Disclosure Requirements) Regulations, 2015, as amended (the "Listing Regulations").

In our opinion and to the best of our information and according to the explanations given to us, the Statement:

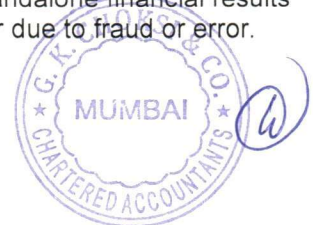
- i. is presented in accordance with the requirements of Regulation 33 of the Listing Regulations in this regard; and
- ii. give a true and fair view in conformity with the recognition and measurement principles laid down in the applicable accounting standards and other accounting principles generally accepted in India, of the net profit and other comprehensive income and other financial information of the Company for the quarter and year ended March 31, 2024.

Basis for Opinion

We conducted our audit in accordance with the Standards on Auditing (SA's) specified under section 143(10) of the Companies Act, 2013, as amended ("the Act"). Our responsibilities under those Standards are further described in the "Auditor's Responsibilities for the Audit of the Financial Results" section of our report. We are independent of the Company in accordance with the Code of Ethics issued by the Institute of Chartered Accountants of India together with the ethical requirements that are relevant to our audit of the financial results under the provisions of the Companies Act, 2013 and the Rules thereunder, and we have fulfilled our other ethical responsibilities in accordance with these requirements and the Code of Ethics. We believe that the audit evidence obtained by us is sufficient and appropriate to provide a basis for our opinion.

Board of Directors Responsibilities for the Audit of Standalone Financial Results

The Statement has been prepared on the basis of the standalone annual financial statements. The Company's Board of Directors are responsible for the preparation and presentation of these standalone financial results that give a true and fair view of the net profit and other comprehensive income and other financial information in accordance with the applicable Accounting Standards prescribed under Section 133 of the Act read with relevant rules issued thereunder and other accounting principles generally accepted in India and in compliance with Regulation 33 of the Listing Regulations. This responsibility also includes maintenance of adequate accounting records in accordance with the provisions of the Act for safeguarding of the assets of the Company and for preventing and detecting frauds and other irregularities; selection and application of appropriate accounting policies; making judgments and estimates that are reasonable and prudent; and design, implementation and maintenance of adequate internal financial controls that were operating effectively for ensuring the accuracy and completeness of the accounting records, relevant to the preparation and presentation of the standalone financial results that give a true and fair view and are free from material misstatement, whether due to fraud or error.



In preparing the financial results, the Board of Directors are responsible for assessing the Company's ability to continue as a going concern, disclosing, as applicable, matters related to going concern and using the going concern basis of accounting unless the Board of Directors either intends to liquidate the Company or to cease operations, or has no realistic alternative but to do so.

The Board of Directors are also responsible for overseeing the Company's financial reporting process of the Company.

Auditor's Responsibilities for the Audit of the Standalone Financial Results


Our objectives are to obtain reasonable assurance about whether the standalone financial results as a whole are free from material misstatement, whether due to fraud or error, and to issue an auditor's report that includes our opinion. Reasonable assurance is a high level of assurance, but is not a guarantee that an audit conducted in accordance with SAs will always detect a material misstatement when it exists. Misstatements can arise from fraud or error and are considered material if, individually or in the aggregate, they could reasonably be expected to influence the economic decisions of users taken on the basis of these standalone financial results.

As part of an audit in accordance with SAs, we exercise professional judgment and maintain professional skepticism throughout the audit. We also:

- Identify and assess the risks of material misstatement of the standalone financial results, whether due to fraud or error, design and perform audit procedures responsive to those risks, and obtain audit evidence that is sufficient and appropriate to provide a basis for our opinion. The risk of not detecting a material misstatement resulting from fraud is higher than for one resulting from error, as fraud may involve collusion, forgery, intentional omissions, misrepresentations, or the override of internal control.
- Obtain an understanding of internal control relevant to the audit in order to design audit procedures that are appropriate in the circumstances under section 143(3)(i) of the Act, we are also responsible for expressing our opinion on whether the company has adequate internal financial control with reference to financial statements in place and operating effectiveness of such control.
- Evaluate the appropriateness of accounting policies used and the reasonableness of accounting estimates and related disclosures made by the Board of Directors.
- Conclude on the appropriateness of the Board of Directors' use of the going concern basis of accounting and, based on the audit evidence obtained, whether a material uncertainty exists related to events or conditions that may cast significant doubt on the Company's ability to continue as a going concern. If we conclude that a material uncertainty exists, we are required to draw attention in our auditor's report to the related disclosures in the financial results or, if such disclosures are inadequate, to modify our opinion. Our conclusions are based on the audit evidence obtained up to the date of our auditor's report. However, future events or conditions may cause the Company to cease to continue as a going concern.
- Evaluate the overall presentation, structure and content of the standalone financial results, including the disclosures, and whether the standalone financial results represents the underlying transactions and events in a manner that achieves fair presentation.

We communicate with those charged with governance of the Company regarding, among other matters, the planned scope and timing of the audit and significant audit findings, including any significant deficiencies in internal control that we identify during our audit.

We also provide those charged with governance with a statement that we have complied with relevant ethical requirements regarding independence, and to communicate with them all relationships and other



matters that may reasonably be thought to bear on our independence, and where applicable, related safeguards.

Other Matters

The Statement includes the results for the quarter ended 31st March, 2024 being the balancing figure between the audited figures in respect of the full financial year ended 31st March, 2024 and the published unaudited year to date figure up to 31st December, 2023 being the third quarter of the current financial year, which were subjected to a limited review by us, as required under the listing regulations.



For G. K. CHOKSI & CO.

Chartered Accountants

ICAI Firm Registration Number: 125442W

A handwritten signature in blue ink, appearing to read "Himanshu C. Vora".

HIMANSHU C. VORA

Partner

Membership No.: 103203

UDIN: 24103203BKACM73007

Thane, May 30, 2024

VENTURA GUARANTY

Statement of Audited Standalone Financial Results For The Quarter And Year Ended March 31, 2024

(Rs. in Lakhs)

Sr. No.	Particulars	Quarter Ended			Year Ended	
		March 31, 2024	Dec 31, 2023	March 31, 2023	March 31, 2024	March 31, 2023
		(Audited)	(Unaudited)	(Audited)	(Audited)	(Audited)
I	Revenue from operations					
	a) Interest Income	9.08	4.78	3.59	21.28	11.27
	b) Net Gain On Fair Value Changes	(61.37)	345.13	-	283.76	-
	c) Other Income	-	218.04	0.11	365.01	148.39
	Total Income from operations (Net)	(52.29)	567.95	3.70	670.05	159.66
II	Expenditure					
	a) Employee Benefit Expenses	5.94	4.93	5.61	20.24	19.77
	b) Net Loss fair value changes	-	-	0.53	-	0.53
	c) Other Expenses	3.08	3.52	2.40	13.27	12.63
	Total Expenditure (a + b)	9.03	8.45	8.54	33.51	32.93
III	Profit / (Loss) before Tax (I-II)	(61.31)	559.50	(4.84)	636.54	126.74
IV	Tax Expenses					
	Current Tax	-	-	-	-	-
	Deferred Tax	-	-	-	-	-
	Tax Adjustment of earlier years	-	-	(1.03)	-	(1.03)
V	Net Profit/(Loss) after tax (III-IV)	(61.31)	559.50	(3.81)	636.54	127.76
VI	Other Comprehensive Income / (Loss)	-	-	-	-	-
VII	Total Comprehensive Income / (Loss) (V + VI)	(61.31)	559.50	(3.81)	636.54	127.76
	Paid-up Equity Share Capital (Face value of Rs.10/- each)	-	-	-	319.48	319.48
	Other Equity	-	-	-	918.36	425.59
	Earnings per Share (Face value of Rs.10/- each) (Not Annualised)					
	Basic EPS	(1.92)	17.51	(0.12)	19.92	4.00
	Diluted EPS	(1.92)	17.51	(0.12)	19.92	4.00

Notes:

- The above standalone financial results for the quarter and Year ended March 31, 2024 have been reviewed and recommended by the Audit Committee and approved by the Board of Directors of the company at its meeting held on May 30, 2024.
- These standalone financial results have been prepared in accordance with the recognition and measurement principles laid down in Indian Accounting standards prescribed under Section 133 of the Companies Act, 2013 read with the relevant rules issued there under and the other accounting principles generally accepted in India and in accordance with the requirements of Regulation 33 of the SEBI (Listing Obligations and Disclosure Requirements) Regulations 2015, as amended.
- The Company operates in a Single Segment i.e. Investment Activity. Hence disclosure requirement as per Annexure IV of SEBI circular reference no. CIR/CFD/CMD/15/2015 dated November 30, 2015 as mentioned in Regulation 33 of the SEBI (Listing Obligations and Disclosure Requirements) Regulations, 2015 is not applicable.
- Other Income includes gain on buyback of shares of Rs.217.41 lacs arising out of acceptance of buyback offer of one of the subsidiaries of the Company viz. Kashmira Investment and Leasing Private Limited.
- The Board of Directors at its meeting held on May 30, 2024 has proposed a final dividend of Rs. 4.50 per equity share.
- Previous periods figures have been regrouped/reclassified wherever necessary.

Date: 30th May 2024
Place: Thane

VENTURA GUARANTY LIMITED



For Ventura Guaranty Limited


Hemant Majethia
Whole Time Director
DIN-00400473

VENTURA GUARANTY

Standalone Statement of Assets and Liabilities as at March 31, 2024

(Rs. in Lakhs)

Particulars	As at March 31, 2024	As at March 31, 2023
	(Audited)	(Audited)
ASSETS		
1. Financial Assets		
(a) Cash and Cash Equivalents	424.24	2.75
(b) Bank Balance other than (a) above	19.35	2.76
(c) Loans	-	129.66
(d) Investments	801.99	600.27
(e) Other Financial Assets	-	0.80
Total Financial Assets	1,245.58	736.24
2. Non Financial Assets		
(a) Current Tax Assets (net)	16.83	15.82
(b) Other Non-Financial Assets	-	-
Total Non Financial Assets	16.83	15.82
Total Assets	1,262.41	752.06
LIABILITY AND EQUITY		
LIABILITIES		
1. Financial Liabilities		
(a) Payables		
(I) Trade Payables		
(i) total outstanding dues of micro enterprises and small	-	-
(ii) total outstanding dues of creditors other than	-	-
micro enterprises and small enterprises		
(II) Other Payables		
(i) total outstanding dues of micro enterprises and small	-	-
(ii) total outstanding dues of creditors other than	4.54	3.37
micro enterprises and small enterprises		
(b) Other Financial Liability	19.35	2.76
Total Financial Liabilities	23.89	6.13
2. Non Financial Liabilities		
(a) Other Non Financial Liability	0.67	0.86
(b) Current Tax Liability (net)	-	-
Total Non Financial Liabilities	0.67	0.86
EQUITY		
(a) Equity share capital	319.48	319.48
(b) Other Equity	918.36	425.59
Total Liabilities and Equity	1,262.41	752.06



VENTURA GUARANTY LIMITED

VENTURA GUARANTY

Standalone Cash Flow Statement for the Year ended on March 31, 2024

(Rs. In Lakh)

Particulars	31st March 2024 (Audited)	31st March 2023 (Audited)
A. Cash Flow from Operating activities		
Net Profit before tax	636.54	126.74
<u>Adjustments for :</u>		
Short Term Loans and Advance (Net)	129.66	(129.66)
Profit on sale of Investments	(217.41)	-
Interest on Income Tax Refund	(0.63)	(1.42)
Net Gain fair value changes	(283.76)	-
Net Loss fair value changes	-	0.53
Dividend received	(146.97)	(146.97)
Operating profit Before working capital changes	117.43	(150.78)
Adjustment for:		
Other Non-Financial Assets	0.80	(0.80)
Other Bank balances	(16.58)	0.14
Other Recoverable	-	-
Trade Payables and Other Liabilities	17.57	0.05
Cash generated from Operations	119.22	(151.39)
Tax Paid (Net)	(0.39)	11.02
Net Cash generated from / (used In) Operating Activities (A)	118.84	(140.37)
B. Cash Flow from investing activities		
Sale of Investments	299.45	
Dividend Received	146.97	146.97
Net Cash generated from / (used In) Investing Activities (B)	446.42	146.97
C. Cash Flow from Financing Activities		
Dividend Paid	(143.77)	(143.77)
Net Cash (used In) / generated used in Financing Activities (C)	(143.77)	(143.77)
Net increase/(decrease) in Cash and cash equivalents (A + B + C)	421.49	(137.17)
Cash and Cash equivalents at beginning of period	2.75	139.92
Cash and Cash equivalents at the end of the period	424.24	2.75
Cash and cash equivalents at the end of the period Comprises :		
Cash in Hand	0.13	0.13
Balance with Banks	424.11	2.62
Cash and Cash equivalents.	424.24	2.75



VENTURA GUARANTY LIMITED

Independent Auditor's Report on Audit of the Annual Consolidated Financial Results of Ventura Guaranty Limited ("the Parent") pursuant to the requirements of Regulations 33 of the SEBI (Listing Obligation and Disclosure Requirements) Regulation 2015, as amended

**To The Board of Directors of
Ventura Guaranty Limited**

Report on the Audit of Consolidated Financial Results

Opinion


We have audited the consolidated annual financial results of Ventura Guaranty Limited (hereinafter referred to as the 'Holding Company') and its subsidiaries (Holding Company and its subsidiaries together referred to as "the Group") for the year ended March 31, 2024 and the consolidated statement of assets and liabilities and the consolidated statement of cash flows as at and for the year ended on that date, attached herewith, being submitted by the Holding Company pursuant to the requirement of Regulation 33 of the SEBI (Listing Obligations and Disclosure Requirements) Regulations, 2015, as amended ('Listing Regulations').

In our opinion and to the best of our information and according to the explanations given to us and based on the consideration of reports of other auditors on separate audited financial statements/ financial information of the subsidiaries (including a step down subsidiary), the aforesaid consolidated financial results:

- i) include the annual financial results of the following entities:
 - (a) Subsidiaries
 - (i) Ventura Securities Limited
 - (b) Step Down Subsidiaries
 - (i) Ventura Commodities Limited
 - (ii) Ventura Allied Services Private Limited
- ii) are presented in accordance with the requirements of Regulation 33 of the Listing Regulations in this regard; and
- iii) give a true and fair view in conformity with the recognition and measurement principles laid down in the applicable accounting standards prescribed under Section 133 of the Companies Act, 2013 (the "Act") and other accounting principles generally accepted in India, of net profit and other comprehensive income and other financial information of the Group for the year ended March 31, 2024 and the consolidated statement of assets and liabilities and the consolidated statement of cash flows as at and for the year ended on that date.

Basis for Opinion

We conducted our audit in accordance with the Standards on Auditing (SAs) specified under section 143(10) of the Act and other applicable authoritative pronouncements issued by the Institute of Chartered Accountants of India. Our responsibilities under those Standards are further described in the



'Auditor's Responsibilities for the Audit of the Consolidated Financial Results' section of our report. We are independent of the Group in accordance with the Code of Ethics issued by the Institute of Chartered Accountants of India together with the ethical requirements that are relevant to our audit of the financial statements under the provisions of the Act and the Rules thereunder, and we have fulfilled our other ethical responsibilities in accordance with these requirements and the Code of Ethics. We believe that the audit evidence obtained by us and other auditors in terms of their reports referred to in paragraph 11 and 12 of Other Matter below, is sufficient and appropriate to provide a basis for our opinion.

Board of Directors Responsibilities for the Consolidated Financial Results

These Consolidated financial results have been prepared on the basis of the consolidated annual financial statements. The Holding Company's Board of Directors are responsible for the preparation and presentation of these consolidated financial results that give a true and fair view of the net profit and other comprehensive income and other financial information of the Group and the consolidated statement of assets and liabilities and the consolidated statement of cash flows in accordance with the recognition and measurement principles laid down in the Indian Accounting Standards prescribed under Section 133 of the Act read with relevant rules issued thereunder and other accounting principles generally accepted in India and in compliance with Regulation 33 of the Listing Regulations. The respective Board of Directors of the companies included in the Group are responsible for maintenance of adequate accounting records in accordance with the provisions of the Act for safeguarding of the assets of the Group and for preventing and detecting frauds and other irregularities; selection and application of appropriate accounting policies; making judgments and estimates that are reasonable and prudent; and the design, implementation and maintenance of adequate internal financial controls, that were operating effectively for ensuring accuracy and completeness of the accounting records, relevant to the preparation and presentation of the consolidated financial statements that give a true and fair view and are free from material misstatement, whether due to fraud or error, which have been used for the purpose of preparation of the consolidated financial results by the Directors of the Holding Company, as aforesaid.

In preparing the consolidated financial results, the respective Board of Directors of the companies included in the Group are responsible for assessing the ability of the Group to continue as a going concern, disclosing, as applicable, matters related to going concern and using the going concern basis of accounting unless the respective Board of Directors either intends to liquidate the Group or to cease operations, or has no realistic alternative but to do so.

The respective Board of Directors of the companies included in the Group are responsible for overseeing the financial reporting process of the Group.

Auditor's Responsibilities for the Audit of the Consolidated Financial Results

Our objectives are to obtain reasonable assurance about whether the consolidated financial results as a whole are free from material misstatement, whether due to fraud or error, and to issue an auditor's report that includes our opinion. Reasonable assurance is a high level of assurance, but is not a guarantee that an audit conducted in accordance with SAs will always detect a material misstatement when it exists. Misstatements can arise from fraud or error and are considered material if, individually or in the aggregate, they could reasonably be expected to influence the economic decisions of users taken on the basis of these consolidated financial results.

As part of an audit in accordance with SAs, we exercise professional judgment and maintain professional skepticism throughout the audit. We also:



- Identify and assess the risks of material misstatement of the consolidated financial results, whether due to fraud or error, design and perform audit procedures responsive to those risks, and obtain audit evidence that is sufficient and appropriate to provide a basis for our opinion. The risk of not detecting a material misstatement resulting from fraud is higher than for one resulting from error, as fraud may involve collusion, forgery, intentional omissions, misrepresentations, or the override of internal control.
- Obtain an understanding of internal control relevant to the audit in order to design audit procedures that are appropriate in the circumstances. Under Section 143(3)(i) of the Act, we are also responsible for expressing our opinion on whether the company has adequate internal financial controls with reference to financial statements in place and the operating effectiveness of such controls.
- Evaluate the appropriateness of accounting policies used and the reasonableness of accounting estimates and related disclosures made by the Board of Directors.
- Conclude on the appropriateness of the Board of Directors use of the going concern basis of accounting and, based on the audit evidence obtained, whether a material uncertainty exists related to events or conditions that may cast significant doubt on the ability of the Group to continue as a going concern. If we conclude that a material uncertainty exists, we are required to draw attention in our auditor's report to the related disclosures in the consolidated financial results or, if such disclosures are inadequate, to modify our opinion. Our conclusions are based on the audit evidence obtained up to the date of our auditor's report. However, future events or conditions may cause the Group to cease to continue as a going concern.
- Evaluate the overall presentation, structure and content of the consolidated financial results, including the disclosures, and whether the consolidated financial results represent the underlying transactions and events in a manner that achieves fair presentation.
- Obtain sufficient appropriate audit evidence regarding the financial results/financial information of the entities within the Group to express an opinion on the consolidated Financial Results. We are responsible for the direction, supervision and performance of the audit of financial information of such entities included in the consolidated financial results of which we are the independent auditors. For the other entities included in the consolidated financial results, which have been audited by other auditors, such other auditors remain responsible for the direction, supervision and performance of the audits carried out by them. We remain solely responsible for our audit opinion.

We communicate with those charged with governance of the Holding Company and such other entities included in the consolidated financial results of which we are the independent auditors regarding, among other matters, the planned scope and timing of the audit and significant audit findings, including any significant deficiencies in internal control that we identify during our audit. We also provide those charged with governance with a statement that we have complied with relevant ethical requirements regarding independence, and to communicate with them all relationships and other matters that may reasonably be thought to bear on our independence, and where applicable, related safeguards.

We also performed procedures in accordance with the circular issued by the SEBI under Regulation 33(8) of the Listing Regulations, as amended, to the extent applicable.



Other Matters

We did not audit the financial results / statements of the subsidiaries including step down subsidiaries whose financial results / statements reflect total assets of ₹1,09,507.65 lakhs as at March 31, 2024, total revenues of ₹ 8,253.01 lakhs and ₹ 26,634.23 lakhs total net profit/(loss) after tax of ₹ 1,914.70 lakhs and ₹ 6,155.57 lakhs, total comprehensive income/(loss) of ₹ 1,819.96 lakhs and ₹ 6,048.33 lakhs, for the quarter and the year ended on that date respectively, and net cash inflow of ₹ 9,208.62 lakhs for the year ended March 31, 2024, as considered in the Statement which have been audited by their respective independent auditors. The independent auditor's report on the financial statements/financial results/financial information of these entities have been furnished to us by the Management and our opinion on the Statement in so far as it relates to the amounts and disclosures included in respect of these subsidiaries is based solely on the reports of such auditors and the procedures performed by us as stated in paragraph above.

Our opinion on the Statement is not modified in respect of the above matter with respect to our reliance on the work done and the reports of such auditors.

The Financial Results include the results for the quarter ended March 31, 2024 being the balancing figures between the audited figures in respect of the full financial year and the published unaudited year to date figures up to the third quarter of the current financial year, which were subjected to a limited review by us as required under the Listing Regulations.

For G. K. CHOKSI & CO.

Chartered Accountants

ICAI Firm Registration Number: 125442W



HIMANSHU C. VORA

Partner

Membership No.: 103203

UDIN: 24103203BKAK19K3604

Thane, May 30, 2024

VENTURA GUARANTY

Ventura Guaranty Ltd

Statement of Audited Consolidated Financial Results For The Quarter & Year Ended March 31, 2024

(Rs. in Lakhs)

Sr. No.	Particulars	Quarter Ended			Year Ended	
		March 31, 2024	December 31, 2023	March 31, 2023	March 31, 2024	March 31, 2023
		(Audited)	(Unaudited)	(Audited)	(Audited)	(Audited)
	REVENUE FROM OPERATIONS					
(I)	Revenue from Operations					
	(a) Interest Income	2,105.24	1,647.81	1,323.62	6,598.10	5,613.08
	(b) Fees and Commission					
	- Income from Brokerage	5,352.48	4,366.85	3,171.46	17,136.60	12,971.64
	- Other Fees and Commission	396.99	336.83	272.46	1,355.99	1,124.39
	(c) Net gain on fair value changes	(61.37)	345.13	126.40	283.76	629.27
	Other Operating Incomes	122.70	25.26	27.55	204.67	89.79
	Total Revenue from operations (I)	7,916.04	6,721.88	4,921.49	25,579.12	20,428.17
(II)	Other Incomes (II)	90.45	87.07	8.53	600.02	280.10
(III)	Total Incomes (I+II)	8,006.49	6,808.95	4,930.02	26,179.14	20,708.27
	EXPENSES					
(i)	Fees and Commission	2,344.67	1,651.33	1,034.54	6,875.12	4,391.92
(ii)	Finance Costs	286.23	209.04	256.05	877.03	1,585.91
(iii)	Impairment Loss on financial instruments	-	-	-	-	28.75
(iv)	Employee Benefits Expenses	1,405.05	1,360.63	1,383.65	5,170.66	5,323.59
(v)	Depreciation, amortization and impairment	164.55	171.48	176.93	688.86	722.11
(vi)	Other expenses	1,392.99	1,170.41	933.79	4,276.49	3,441.22
(IV)	Total Expenses	5,593.49	4,562.89	3,784.96	17,888.16	15,493.50
(V)	Profit/(loss) before tax (III -IV)	2,413.00	2,246.06	1,145.06	8,290.98	5,214.77
(VI)	Tax Expense:					
	(1) Current Tax	538.47	480.51	272.69	1,945.44	1,314.60
	(2) Deferred Tax	21.18	(21.26)	(17.72)	(87.37)	(28.65)
	(3) Tax Adjustments of Earlier Years	-	-	(1.03)	-	(1.65)
(VII)	Profit/(loss) for the year (V-VI)	1,853.35	1,786.81	891.12	6,432.91	3,930.47
(VIII)	Other Comprehensive Income					
	Items that will not be reclassified to profit or loss					
	- Remeasurement Gain / (Loss) on defined benefit plans	(130.81)	(7.50)	296.22	(143.31)	292.07
	- Income tax relating to items that will not be reclassified to profit or loss	36.07	-	(76.23)	36.07	(76.22)
	Other Comprehensive Income	(94.74)	(7.50)	219.99	(107.24)	215.85
(IX)	Total Comprehensive Income for the year (VII+VIII)	1,758.61	1,779.31	1,111.11	6,325.67	4,146.32
(X)	Net Profit Attributable to:					
	Owners	1,629.07	1,626.28	733.76	5,711.88	3,297.17
	Non Controlling interest	224.28	160.53	157.36	721.03	633.30
	Other Comprehensive income attributable to:					
	Owners	(83.64)	(6.62)	193.96	(94.68)	190.30
	Non Controlling interest	(11.10)	(0.88)	26.03	(12.56)	25.55
	Total Comprehensive Income attributable to:					
	Owners	1,545.43	1,619.65	927.72	5,617.20	3,487.47
	Non Controlling interest	213.18	159.66	183.39	708.47	658.85
(XI)	Paid-up equity share capital (FV per share Rs. 10/- each)	319.48	319.48	319.48	319.48	319.48
(XII)	Other Equity				27,099.02	22,934.50
(XI)	Earnings per share (not annulised)					
	Basic (Rs.)	50.99	50.90	22.97	178.79	103.20
	Diluted (Rs.)	50.99	50.90	22.97	178.79	103.20
(XII)	Additional disclosures as per SEBI (LODR) 2015 :					
(a)	Net Profit Ratio (%) (Net Profit before Tax / Total Revenue from Operations)	30.48%	33.41%	23.27%	32.41%	25.53%
(b)	Debt Equity Ratio (Times) (Debt represents Borrowings and Equity represents Network of the Company)				0.22	0.27



VENTURA GUARANTY LIMITED

VENTURA GUARANTY

NOTES:

- 1 The above consolidated financial results for the Quarter and Year ended March 31, 2024 have been reviewed and recommended by the Audit Committee and approved by the Board of Directors of the company at its meeting held on May 30, 2024.
- 2 These consolidated financial results have been prepared in accordance with the recognition and measurement principles laid down in Indian Accounting standards prescribed under Section 133 of the Companies Act, 2013 read with the relevant rules issued there under and the other accounting principles generally accepted in India and in accordance with the requirements of Regulation 33 of the SEBI (Listing Obligations and Disclosure Requirements) Regulations 2015, as amended.
- 3 The following Subsidiaries have been considered for the purpose of preparing Consolidated Financials Results as per Ind AS 110 on "Consolidated Financial Statements".

Name of the Entity	Nature of Relationship	Extent of holding as on 31st March 2024
Ventura Securities Limited	Subsidiary	88.29%
Ventura Allied Services Private Limited	Step down Subsidiary	88.29%
Ventura Commodities Limited	Step down Subsidiary	88.29%

- 4 The Board of Directors of Ventura Securities Limited (Subsidiary Company) and Ventura Allied Services Private Limited (Step Down Subsidiary) in their respective Board Meetings held on 30th May 2024 have proposed & approved a Scheme of Arrangement for merger of the Step Down Subsidiary into the Subsidiary Company subject to Regulatory & other approvals.
- 5 During the year one of the company's subsidiary viz. Kashmira Leasing & Investment Private Limited ceased to be a subsidiary w.e.f 12.12.2023 by virtue of the company and its subsidiary participating in the scheme of buyback of shares announced by the said subsidiary i.e. Kashmira Leasing & Investment Private Limited. The company's shareholding in the subsidiary i.e. Kashmira Leasing & Investment Private Limited, now stands at 10.06%. In view of the same, the amounts reported for corresponding year ended 31st March, 2023 are per se not comparable. The Company has recognised gain of Rs.428.17 lakhs on account of loss of control of the said subsidiary as per Ind As 110
- 6 Previous periods figures have been regrouped wherever necessary.

For Ventura Guaranty Limited

Date : 30th May 2024
Place: Thane




Hemant Majethia
Whole Time Director
(DIN: 00400473)

VENTURA GUARANTY LIMITED

VENTURA GUARANTY

Consolidated Statement of Assets and Liabilities as at 31st March, 2024

(Rs. in Lakhs)

		As At March 31 2024	As At March 31 2023
		(Audited)	(Audited)
I	ASSETS		
(A)	Financial Assets		
	(a) Cash and Cash Equivalents	35,439.55	25,864.55
	(b) Bank balances other than (a) above	49,464.14	27,391.38
	(c) Receivables		
	(I) Trade Receivables	5,842.69	5,725.60
	(II) Other Receivables	-	-
	(d) Loans	6,530.86	10,859.68
	(e) Investments	312.07	10.93
	(f) Other Financial Assets	5,981.04	1,359.29
	Total Financial Assets [A]	1,03,570.35	71,211.43
(B)	Non - Financial Assets		
	(a) Current tax Assets (Net)	429.99	326.19
	(b) Deferred tax Assets (Net)	222.52	147.11
	(c) Property, Plant and Equipments	2,734.38	2,791.54
	(d) Right To Use Assets	701.82	795.37
	(e) Intangible Asset Under Development	1,173.82	518.68
	(f) Other Intangible Assets	24.76	39.56
	(g) Other non-financial assets	778.23	843.43
	Total Non - Financial Assets [B]	6,065.52	5,461.88
	Total Assets [A + B]	1,09,635.87	76,673.31
II	LIABILITIES AND EQUITY		
(1)	LIABILITIES		
(A)	Financial Liabilities		
	(a) Payables		
	(I) Trade Payables		
	(i) total outstanding dues of micro enterprises and small enterprises	-	-
	(ii) total outstanding dues of creditors other than micro enterprises and small enterprises	68,700.30	39,358.57
	(II) Other Payables		
	(i) total outstanding dues of micro enterprises and small enterprises	-	15.45
	(ii) total outstanding dues of creditors other than micro enterprises and small enterprises	688.49	600.82
	(b) Borrowings (Other Than Debt Securities)	6,908.60	7,292.70
	(c) Deposits	855.87	899.68
	(d) Finance Lease Obligation	766.87	887.91
	(e) Other Financial liabilities	36.77	32.09
	Total Financial Liabilities [A]	77,956.90	49,087.22
(B)	Non - Financial Liabilities		
	(a) Provisions	219.05	92.01
	(b) Other non-financial liabilities	433.22	297.72
	Total Non-Financial Liabilities [B]	652.27	389.73
	Total Liabilities (1) [A + B]	78,609.17	49,476.95
(2)	EQUITY		
	(a) Equity Share capital	319.48	319.48
	(b) Other Equity	27,099.02	22,934.50
	(c) Non-Controlling Interest	3,608.20	3,942.38
	Total Equity (2)	31,026.70	27,196.36
	Total Liabilities and Equity [1 + 2]	1,09,635.87	76,673.31

VENTURA GUARANTY LIMITED



VENTURA GUARANTY

Consolidated Cash Flow Statement For The Year Ended 31st March, 2024

(Rs. in Lakhs)

Particulars	31st March 2024 (Audited)	31st March 2023 (Audited)
A. Cash Flow from Operating activities		
Net Profit before tax	8,290.98	5,214.77
Adjustments for :		
Depreciation & Amortisation Expenses	688.86	722.11
Ind AS effect of Lease and OCI	(396.05)	(59.86)
(Profit) / Loss on Assets Sold/Scrapped	(39.94)	(3.25)
Interest on Income Tax Refund	(0.63)	(1.42)
Provision against Standard Assets	-	4.61
Dividend received on Investments	(0.01)	-
Interest paid	511.52	764.67
Interest received	(3,555.34)	(2,482.05)
Net Gain fair value changes	(283.76)	-
Gain on Loss of Control in Subsidiary	(428.17)	-
Operating profit before working capital changes	4,787.46	4,159.58
Adjustment for Changes in Working Capital:		
Investments Trading Portfolio Classified as FVTPL	0.01	996.91
Other Bank balances	(22,127.85)	(11,600.59)
Trade Receivables	(117.09)	(90.35)
Loans	(1,573.11)	(3,260.06)
Other Financial Assets	(4,397.82)	(117.95)
Other Non-Financial Assets	65.19	(97.18)
Trade and Other Payables	29,205.93	(39,240.98)
Deposits	(43.81)	(100.90)
Other Financial Liabilities	33.80	(2.62)
Other Non-Financial Liabilities	140.08	(32.54)
Provisions	142.09	20.12
Cash generated from Operations	6,114.88	(49,366.56)
Tax paid (Net)	(2,070.39)	(1,514.01)
Net Cash from Operating Activities	4,044.49	(50,880.57)
B. Cash Flow from investing activities		
Purchase of Property, Plant and Equipment	(300.63)	(156.26)
Purchase of Other Intangible Assets	-	(10.00)
Payment for Intangible Asset Under Development	(655.14)	(518.68)
Sale of Property, Plant and Equipment	48.52	4.58
Sale of Investments	1,253.43	-
Interest received	3,328.41	2,436.40
Dividend received on Investments	0.01	-
Net Cash (used in) / generated from Investing Activities	3,674.60	1,756.04
C. Cash Flow from Financing Activities		
Interest paid	(615.72)	(861.51)
Dividend Payout	(163.27)	(163.27)
Repayment of Long Term Borrowings	(792.38)	(725.80)
(Repayment)/Proceeds of Borrowings	3,427.28	399.48
Net Cash (used in) / generated from Financing Activities	1,855.91	(1,351.10)
Net Increase / (Decrease) in Cash & Cash Equivalents [A+B+C]	9,575.00	(50,475.63)

(Conti.....)



Handwritten signature

VENTURA GUARANTY LIMITED

VENTURA GUARANTY

Consolidated Cash Flow Statement For The Year Ended 31st March, 2024

(Rs. in Lakhs)

Particulars	31st March 2024 (Audited)	31st March 2023 (Audited)
Net Increase / (Decrease) in Cash and Cash equivalents	9,575.00	(50,475.63)
Cash and Bank balances at beginning of year	25,864.55	76,340.18
Cash and Bank balances at end of year	35,439.55	25,864.55
Cash & Cash Equivalents comprise		
Cash in Hand	4.63	4.21
Balance with Banks	35,434.92	25,860.34
Cash & Cash Equivalents as at the end of year	35,439.55	25,864.55



Handwritten signature/initials: A2M =

VENTURA GUARANTY LIMITED