

31st August, 2024

To
The General Manager
BSE Limited
Corporate Relationship Department
P.J. Towers, Dalal Street,
Fort, Mumbai - 400 001

BSE Scrip Code: 513337 ISIN: INE145J01032


Sub: Clarification letter with respect to Typo error in the Unaudited Standalone and Consolidated Financial Results of the Company for the quarter ended June 30, 2024

With respect to the discrepancies in the Financial Results under Regulation 33 and 52 of Securities and Exchange Board of India (Listing Obligations and Disclosure Requirements) Regulations, 2015 ("Listing Regulations") read with Para A of Part A of Schedule III, please be informed that while submitting results for the quarter ended June 30, 2024 submitted by us on 14th August, 2024 there is a typo error in the figures of Unaudited Consolidated Financial Results for the quarter ended on June 30,2024.

We would like to further inform you that it was a clerical error which was unintentional and not deliberate which does not involve any malafide intention on part of Company.

We are enclosing the revised results after removing the clerical and typographical errors for your ready reference.

For Gujarat Toolroom Limited



**Director
Avchalbhai Hemtabhai Choudhary
DIN: 10049028**


GUJARAT TOOLROOM LIMITED
CIN - L45208GJ1983PLC006056

404 - 4th FLOOR, SAMARTH CO.OP.H.SOC. NR. SILICON TOWER, NR. LAW GARDEN
ELLISHBRIDGE, AHMEDABAD 380006

Standalone Financial Results for the quarter and year ended on June 30,2024

Particulars	(Amount in Rs Lakhs)					
	Quarter Ended		Year Till date		Year Ended	
	30.06.2024	31.03.2024	30.06.2023	30.06.2024	30.06.2023	31.03.2024
	Unaudited	Audited	Unaudited	Unaudited	Unaudited	Audited
I Revenue From Operations						
II Other Income	6,584.50	4,739.36	109.67	6,584.50	109.67	20,590.29
	0.45	163.16	-	0.45	-	152.28
III Total Income (I+II)	6,584.95	4,902.52	109.67	6,584.95	109.67	20,742.57
IV EXPENSES:						
Cost of Materials Consumed	-	-	81.59	-	81.59	-
Purchase of Stock-in-Trade	-	-	-	-	-	-
Change in inventory of finished goods, work-in-progress and Stock-in-Trade	1,204.05	10,022.21	-	1,204.05	-	24,851.79
Employee Benefits Expenses	4,891.29	(5,961.60)	(81.59)	4,891.29	(81.59)	(6,010.38)
Finance costs	8.60	12.28	-	8.60	-	-
Depreciation and amortization expenses	4.13	-	0.30	4.13	0.30	28.26
Other Expenses	10.30	2.98	-	10.30	-	3.23
	101.33	24.37	5.98	101.33	5.98	121.68
IV Total expenses (IV)	6,219.69	4,100.24	6.28	6,219.69	6.28	18,994.59
V Profit/(Loss) before exceptional items and tax	365.26	802.28	103.39	365.26	103.39	1,747.98
VI Exceptional Items	-	-	-	-	-	-
VII Profit before extraordinary items and tax	365.26	802.28	103.39	365.26	103.39	1,747.98
VIII Extraordinary items	-	-	-	-	-	-
IX Profit/(Loss) before tax	365.26	802.28	103.39	365.26	103.39	1,747.98
X Tax expense: -						
(1) Current Tax	94.97	351.28	25.85	94.97	25.85	484.40
(2) MAT Credit Entitlement	-	-	-	-	-	-
(3) Deferred Tax	(1.48)	1.92	-	(1.48)	-	1.92
XI Profit/(Loss) for the period from continuing operation	271.78	449.08	77.55	271.78	77.55	1,261.65
XII Profit/(Loss) for discontinued operation	-	-	-	-	-	-
XIII Tax expenses of discontinued operations	-	-	-	-	-	-
XIV Profit/(Loss) from Discontinued operation (after tax)	-	-	-	-	-	-
XV Profit/(Loss) for the period	271.78	449.08	77.55	271.78	77.55	1,261.65
XVI Earnings per equity share:						
(1) Basic	0.49	0.81	0.14	0.49	0.14	2.27
(2) Diluted	0.49	0.81	0.14	0.49	0.14	2.27

Place: Ahmedabad
Date : 31/08/2024


AVCHALBHAI HEMTABHAI CHOUDHARY
Director
10049028



GTL GEMS DMCC
CIN - L45208GJ1983PLC006056

404 - 4th FLOOR, SAMARTH CO.OP.H.SOC. NR. SILICON TOWER, NR. LAW GARDEN
ELLISHBRIDGE, AHMEDABAD 380006

Standalone Financial Results for the quarter and year ended on June 30,2024

Particulars	(Amount in Rs Lakhs)					
	Quarter Ended			Year Till date		
	30.06.2024	31.03.2024	30.06.2023	30.06.2024	30.06.2023	31.03.2024
	Unaudited	Audited	Unaudited	Unaudited	Unaudited	Audited
I Revenue From Operations						
II Other Income (Including Foreign Currency Translation (19,850.26	27,670.26	-	19,850.26	-	34,953.07
	0.01	101.48	-	0.01	-	109.36
III Total Income (I+II)	19,850.27	27,771.74	-	19,850.27	-	35,062.43
IV EXPENSES:						
Cost of Materials Consumed	17,756.42	22,810.99	-	17,756.42	-	28,944.27
Including Foreign Currency Translation Loss	1.47	-	-	1.47	-	-
Change in inventory of finished goods, work-in-progress and Stock-in-Trade	-	-	-	-	-	-
Employee Benefits Expenses	-	-	-	-	-	-
Finance costs	-	-	-	-	-	-
Depreciation and amortization expenses	-	-	-	-	-	-
Other Expenses	-	-	-	-	-	-
	90.93	17.48	-	90.93	-	55.03
Total expenses (IV)	17,848.83	22,828.47	-	17,848.83	-	28,999.30
V Profit/(Loss) before exceptional items and tax	2,001.44	4,943.27	-	2,001.44	-	6,063.13
VI Exceptional Items	-	-	-	-	-	-
VII Profit before extraordinary items and tax	2,001.44	4,943.27	-	2,001.44	-	6,063.13
VIII Extraordinary items	-	-	-	-	-	-
IX Profit/(Loss) before tax	2,001.44	4,943.27	-	2,001.44	-	6,063.13
X Tax expense: -						
(1) Current Tax	-	-	-	-	-	-
(2) MAT Credit Entitlement	-	-	-	-	-	-
(3) Deferred Tax	-	-	-	-	-	-
XI Profit/(Loss) for the period from continuing operation	2,001.44	4,943.27	-	2,001.44	-	6,063.13
XII Profit/(Loss) for discontinued operation	-	-	-	-	-	-
XIII Tax expenses of discontinued operations	-	-	-	-	-	-
XIV Profit/(Loss) form Discontinued operation (after tax)	-	-	-	-	-	-
XV Profit/(Loss) for the period	2,001.44	4,943.27	-	2,001.44	-	6,063.13
XVI Earnings per equity share:						
(1) Basic	667,148.31	1,647,757.85	-	667,148.31	-	2,021,043.98
(2) Diluted	667,148.31	1,647,757.85	-	667,148.31	-	2,021,043.98

(Signature)
AVCHALBHAI HEMTABHAI CHOUDHARY
Director
10049028

Place: Ahmedabad
Date : 31/08/2024

Note:
Conversion Rate used for GTL GEMS DMCC
Opening Rate 83.4322 83.2260 - 83.4322
Closing Rate 83.3724 83.3828 - 83.3724
Avg. Rate 83.4023 83.3044 - 83.4023




GUJARAT TOOLROOM LIMITED
CIN - L45208GJ1983PLC006056

404 - 4th FLOOR, SAMARTH CO.OP.H.SOC. NR. SILICON TOWER, NR. LAW GARDEN
ELLISHBRIDGE, AHMEDABAD 380006

Consolidated Financial Results for the quarter and year ended on June 30,2024

Particulars	(Amount in Rs Lakhs)					
	Quarter Ended		Year Till date		Year Ended	
	30.06.2024	31.03.2024	30.06.2023	30.06.2024	30.06.2023	31.03.2024
	Unaudited	Audited	Unaudited	Unaudited	Unaudited	Audited
I Revenue From Operations	26,434.76	32,409.62	109.67	26,434.76	109.67	55,543.36
II Other Income	0.47	259.99	-	0.47	-	249.00
III Total Income (I+II)	26,435.22	32,669.61	109.67	26,435.22	109.67	55,792.36
IV EXPENSES:						
Cost of Materials Consumed	17,756.42	22,810.99	-	17,756.42	-	28,944.27
Purchase of Stock-in-Trade	1,205.52	10,022.21	81.59	1,205.52	81.59	24,851.79
Change in inventory of finished goods, work-in-progress and Stock-in-Trade	4,891.29	(5,961.60)	(81.59)	4,891.29	(81.59)	(6,010.38)
Employee Benefits Expenses	8.60	12.28	0.30	8.60	0.30	28.26
Finance costs	4.13	-	-	4.13	-	-
Depreciation and amortization expenses	10.30	2.98	-	10.30	-	3.23
Other Expenses	192.26	41.85	5.98	192.26	5.98	176.71
Total expenses (IV)	24,068.52	26,928.71	6.28	24,068.52	6.28	47,993.89
V Profit/(Loss) before exceptional items and tax	2,366.71	5,740.91	103.39	2,366.71	103.39	7,798.47
VI Exceptional Items	-	-	-	-	-	-
VII Profit before extraordinary items and tax	2,366.71	5,740.91	103.39	2,366.71	103.39	7,798.47
VIII Extraordinary items	-	-	-	-	-	-
IX Profit/(Loss) before tax	2,366.71	5,740.91	103.39	2,366.71	103.39	7,798.47
X Tax expense: -						
(1) Current Tax	94.97	351.28	25.85	94.97	25.85	484.40
(2) MAT Credit Entitlement	-	-	-	-	-	-
(3) Deferred Tax	(1.48)	1.92	-	(1.48)	-	1.92
XI Profit/(Loss) for the period from continuing operation	2,273.22	5,387.70	77.55	2,273.22	77.55	7,312.14
XII Profit/(Loss) for discontinued operation	-	-	-	-	-	-
XIII Tax expenses of discontinued operations	-	-	-	-	-	-
XIV Profit/(Loss) form Discontinued operation (after tax)	-	-	-	-	-	-
XV Profit/(Loss) for the period	2,273.22	5,387.70	77.55	2,273.22	77.55	7,312.14
XVI Earnings per equity share:						
(1) Basic	4.09	9.70	0.14	4.09	0.14	13.16
(2) Diluted	4.09	9.70	0.14	4.09	0.14	13.16
Place: Ahmedabad Date : 31/08/2024						
Note:						
Conversion Rate used for GTL GEMS DMCC						
Opening Rate	83.4322	83.2260	-	83.4322	-	83.0351
Closing Rate	83.3724	83.3828	-	83.3724	-	83.3828
Avg. Rate	83.4023	83.3044	-	83.4023	-	83.2090


AVCHALBHAI HEMTABHAI CHOUDHARY
Director
10049028

