

Ref. No. Z-IV/R-39/D-2/NSE/207 & 174  
Date: 12 November, 2024

<b>National Stock Exchange of India Ltd.</b> Listing Deptt., Exchange Plaza, Bandra Kurla Complex, Bandra (E), Mumbai - 400 051	<b>BSE Ltd.</b> Regd. Office: Floor - 25, Phiroze Jeejeebhoy Towers, Dalal Street, Mumbai-400 001.
<b>NSE Symbol: UNOMINDA</b>	<b>BSE Scrip: 532539</b>

**Sub: Investor Presentation**

Dear Sir(s),

Enclosed please find the Investor Presentation for Q2 and half year ended FY 2024-25.

The copy of the aforesaid investor presentation is also available on the website of the Company [www.unominda.com](http://www.unominda.com)

This intimation is being provided in compliance with Regulation 30(6) read with Para A of Part A of Schedule III of the Securities and Exchange Board of India (Listing Obligations and Disclosure Requirements) Regulations, 2015, as amended.

This is for your information and record please.

Thanking you.

Yours faithfully,  
**For Uno Minda Limited**  
(Formerly known as Minda Industries Limited)



**Tarun Kumar Srivastava**  
Company Secretary & Compliance Officer  
M. No. 11994  
Place: Manesar



Encl. as above





— DRIVING THE NEW —

INVESTOR PRESENTATION  
November, 2024



# SAFE HARBOR

---

This presentation and the accompanying slides (the “Presentation”), has been prepared by Uno Minda Limited (the “Company”), solely for information purposes and do not constitute any offer, recommendation or invitation to purchase or subscribe for any securities, and shall not form the basis or be relied on in connection with any contract or binding commitment whatsoever. No offering of securities of the Company will be made except by means of a statutory offering document containing detailed information about the Company.

This Presentation has been prepared by the Company based on information and data which the Company considers reliable, but the Company makes no representation or warranty, express or implied, whatsoever, and no reliance shall be placed on, the truth, accuracy, completeness, fairness and reasonableness of the contents of this Presentation. This Presentation may not be all inclusive and may not contain all of the information that you may consider material. Any liability in respect of the contents of, or any omission from, this Presentation is expressly excluded.

Certain matters discussed in this Presentation may contain statements regarding the Company’s market opportunity and business prospects that are individually and collectively forward-looking statements. Such forward-looking statements are not guarantees of future performance and are subject to known and unknown risks, uncertainties and assumptions that are difficult to predict. These risks and uncertainties include, but are not limited to, the performance of the Indian economy and of the economies of various international markets, the performance of the auto ancillary industry in India and world-wide, competition, the company’s ability to successfully implement its strategy, the Company’s future levels of growth and expansion, technological implementation, changes and advancements, changes in revenue, income or cash flows, the Company’s market preferences and its exposure to market risks, as well as other risks. The Company’s actual results, levels of activity, performance or achievements could differ materially and adversely from results expressed in or implied by this Presentation. The Company assumes no obligation to update any forward-looking information contained in this Presentation. Any forward-looking statements and projections made by third parties included in this Presentation are not adopted by the Company and the Company is not responsible for such third-party statements and projections.

# CONTENT

---

<b>01.</b>	Industry Highlights	04
<b>02.</b>	Operational Highlights	05
<b>03.</b>	Financial Highlights	06
<b>04.</b>	Business Review	11
<b>05.</b>	Annexures	23
<b>06.</b>	Overview: Uno Minda Group	25



# INDUSTRY HIGHLIGHTS FOR Q2 FY25

## Auto Industry growth momentum continues led by recovery in 2W

Recovery in 2W market with improved rural sentiment registering 13% YoY growth during the quarter.

PV segment remains stable while CV decline by 13%

## e-2W Registration recover

e-2W registration for the quarter increase by 58% Y-o-Y basis and 29% Q-o-Q basis as per SMEV.


## Govt launches PM E-DRIVE subsidy scheme with Rs 10,900 Cr outlay

EMPS 2024 to be subsumed under PM E-DRIVE Scheme

The scheme will support 24.79 lakh e-2Ws, 3.16 lakh e-3Ws, and 14,028 e-buses till March 2026

## European Auto Industry face headwinds

The European auto industry is facing a number of challenges, including lower demand and a decline in battery-electric vehicle sales



# KEY OPERATIONAL HIGHLIGHTS FOR Q2 FY25

## Expansion in ASEAN Market

PTMA to set up new plant for manufacturing of long tail lamps for PVs with capex of Rs 210 Cr  
Existing plant will also be relocated to the new site to consolidate operations

## TRMN and TG Minda Plant at Neemrana commissions

Multiple plant commission  
TRMN Greenfield plant for manufacturing of Seat belts and Smart Keys, TG Minda additional capacity commissions  
To add substantially to group revenues

## Uno Mindarika plant consolidation in North

Commences sub part manufacturing at new plant in Farrukhnagar  
Existing plant at Manesar to be shifted to Farrukhnagar by Q3 FY27

## TLA with Mobis

Minda Onkyo signed TLA for manufacturing of speakers in India.  
To strengthen the company's capabilities in automotive speakers and enable widening its offerings and customer base.





# FINANCIAL INFORMATION & RECENT UPDATES

# KEY FINANCIAL HIGHLIGHTS FOR THE QUARTER


**Group Revenues (Including JVs and Associates) (Unaudited)** higher by 17% Y-o-Y

**Rs 5,112 Cr**  
for the quarter




**Consolidated Revenues increased by 17% Y-o-Y to**

**Rs 4,245 Cr**  
for the quarter



**EBITDA higher by 20% Y-o-Y to**

**Rs 482 Cr**  
for the quarter



**EBITDA margin at 11.36%**  
for the quarter



**PAT (UML share excluding exceptional Income) increased by 9% on Y-o-Y to**

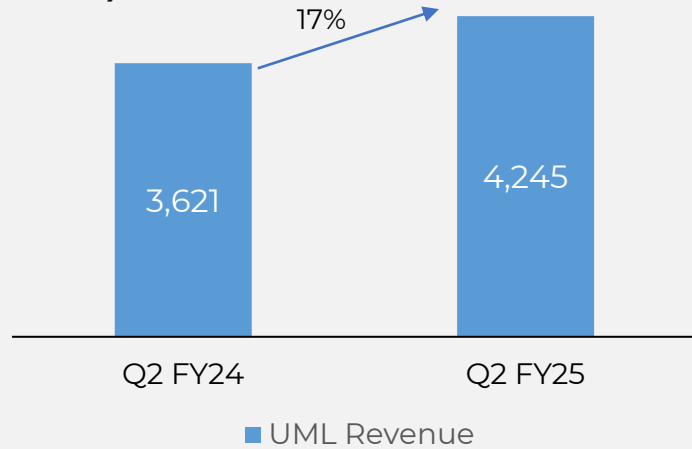
**Rs 245 Cr**  
for the quarter



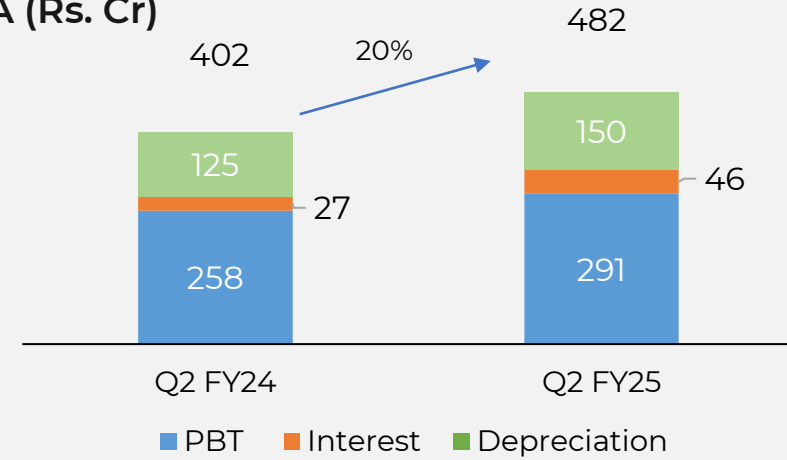


# CONSOLIDATED FINANCIAL HIGHLIGHTS – Q2 FY25

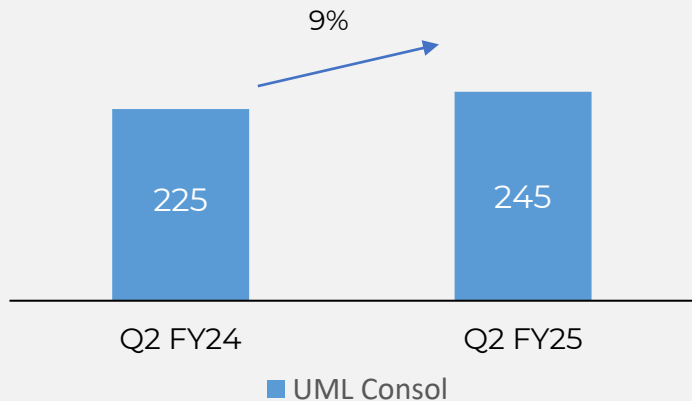
Revenue (Rs. Cr)



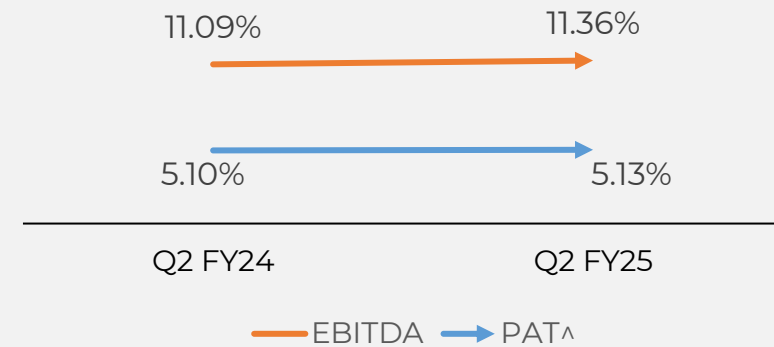
EBITDA (Rs. Cr)



PAT\* (Rs. Cr)



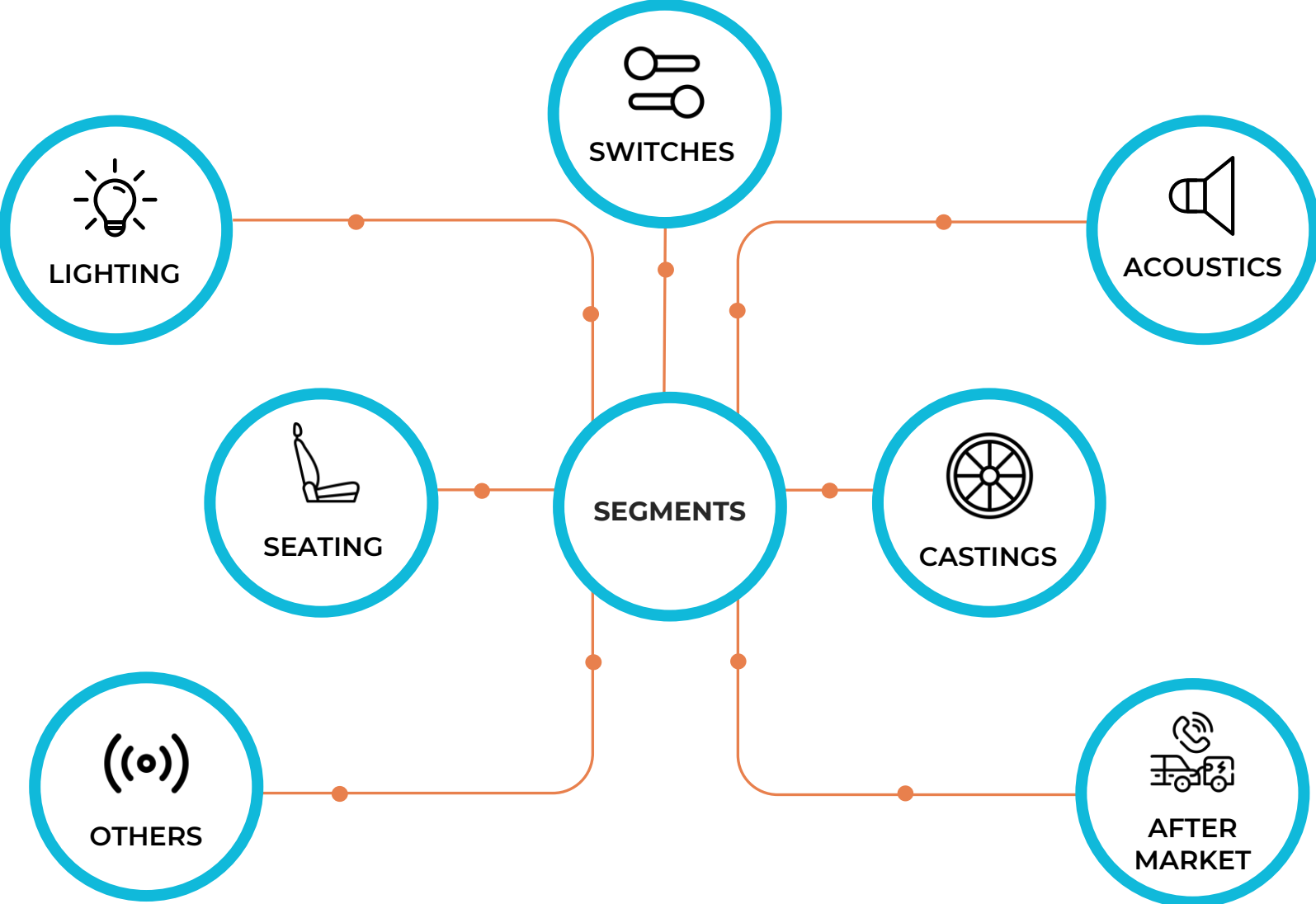
Margin (%)



\*PAT UML Share ( Excluding Exceptional Income)

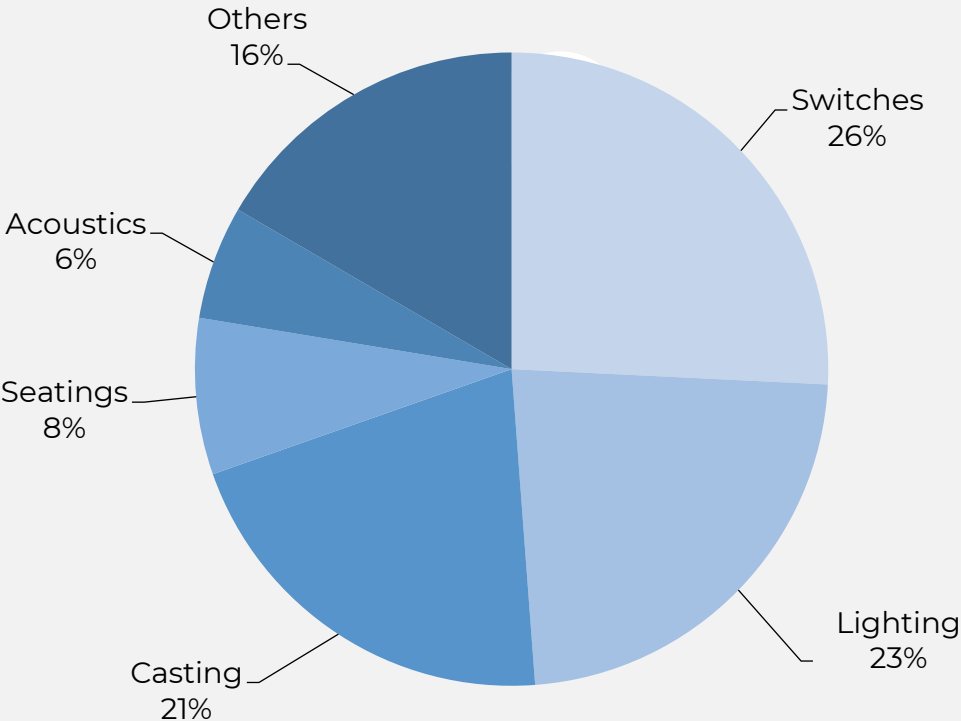
| ^PAT before profit share of JVs/ & Associates

# BUSINESS REVIEW

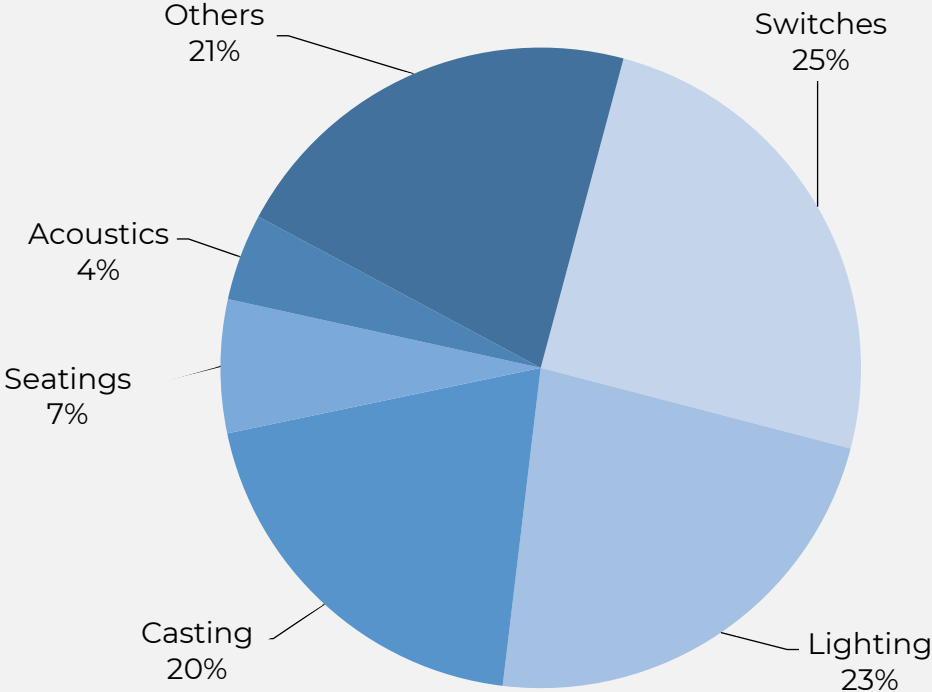


# DIVISION-WISE REVENUE MIX

Q2 FY24 (%)






Q2 FY25 (%)




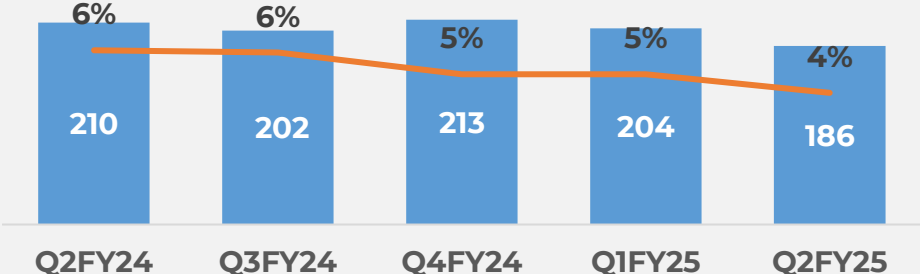

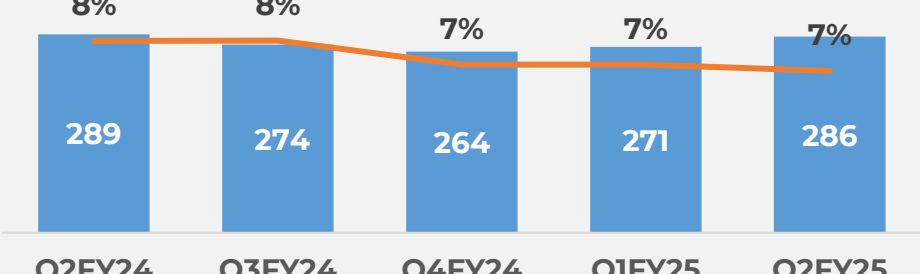

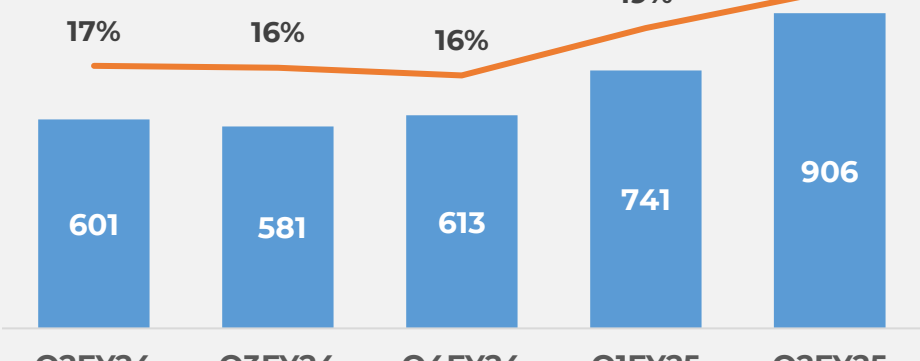


# BUSINESS REVIEW

Product Segment	Revenue Growth ( Figures in Rs. Cr)					Key updates
 Switches	26%	26%	25%	25%	25%	<ul style="list-style-type: none"> <li>Commences manufacturing of components at new greenfield plant at Farrukhnagar. Existing Manesar plant to be shifted by Q3 FY27</li> </ul>
	933	928	963	958	1057	
	Q2FY24	Q3FY24	Q4FY24	Q1FY25	Q2FY25	
 Lighting	23%	24%	26%	24%	23%	<ul style="list-style-type: none"> <li>Indents from OEMs for PV lighting exceed initial estimates</li> <li>Greenfield 4W lighting plant project at Khed City Pune to start commercial production in Q3 FY25</li> <li>PTMA expanding to manufacture lighting for passenger cars in Indonesia</li> </ul>
	834	852	972	894	970	
	Q2FY24	Q3FY24	Q4FY24	Q1FY25	Q2FY25	
 Castings	21%	20%	20%	20%	20%	<ul style="list-style-type: none"> <li>AW2W: Additional capacity of 2.0 Mn to ramp up in progress.</li> <li>Improved customer mix for AW2W</li> <li>Out of 60K expansion at Bawal, 30K to commission in Q3 FY25.</li> </ul>
	753	686	770	750	842	
	Q2FY24	Q3FY24	Q4FY24	Q1FY25	Q2FY25	

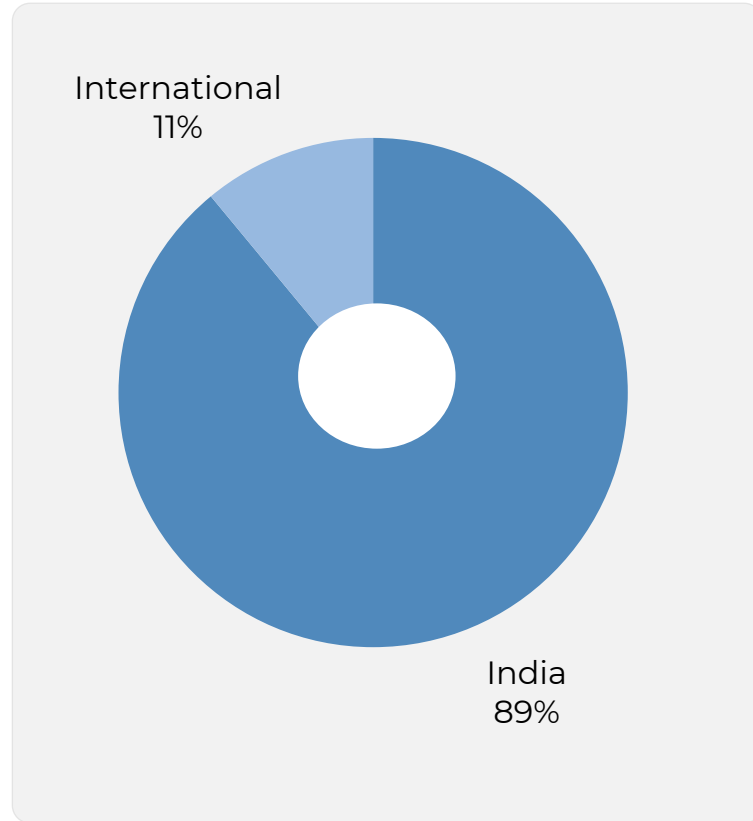
■ Revenue — Revenue Share

# BUSINESS REVIEW

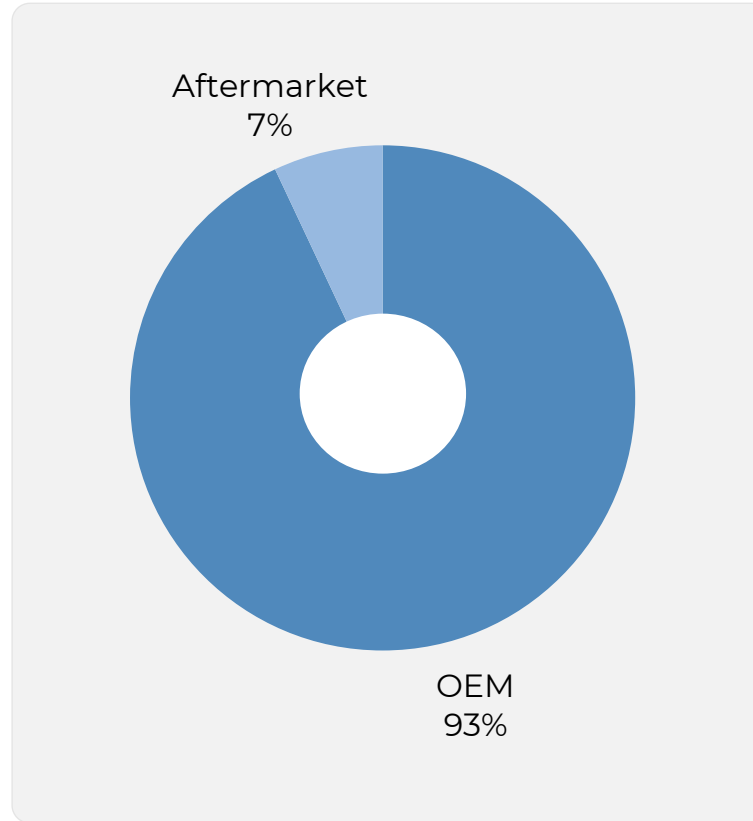
Product Segment	Revenue Growth ( Figures in Rs. Cr)	Key updates																		
 Acoustic	 <table border="1"> <thead> <tr> <th>Quarter</th> <th>Revenue (Rs. Cr)</th> <th>Revenue Share (%)</th> </tr> </thead> <tbody> <tr> <td>Q2FY24</td> <td>210</td> <td>6%</td> </tr> <tr> <td>Q3FY24</td> <td>202</td> <td>6%</td> </tr> <tr> <td>Q4FY24</td> <td>213</td> <td>5%</td> </tr> <tr> <td>Q1FY25</td> <td>204</td> <td>5%</td> </tr> <tr> <td>Q2FY25</td> <td>186</td> <td>4%</td> </tr> </tbody> </table>	Quarter	Revenue (Rs. Cr)	Revenue Share (%)	Q2FY24	210	6%	Q3FY24	202	6%	Q4FY24	213	5%	Q1FY25	204	5%	Q2FY25	186	4%	<ul style="list-style-type: none"> <li>Headwinds in European Auto market adversely impacting our European subsidiary Clarton Horn operations</li> </ul>
Quarter	Revenue (Rs. Cr)	Revenue Share (%)																		
Q2FY24	210	6%																		
Q3FY24	202	6%																		
Q4FY24	213	5%																		
Q1FY25	204	5%																		
Q2FY25	186	4%																		
 Seating	 <table border="1"> <thead> <tr> <th>Quarter</th> <th>Revenue (Rs. Cr)</th> <th>Revenue Share (%)</th> </tr> </thead> <tbody> <tr> <td>Q2FY24</td> <td>289</td> <td>8%</td> </tr> <tr> <td>Q3FY24</td> <td>274</td> <td>8%</td> </tr> <tr> <td>Q4FY24</td> <td>264</td> <td>7%</td> </tr> <tr> <td>Q1FY25</td> <td>271</td> <td>7%</td> </tr> <tr> <td>Q2FY25</td> <td>286</td> <td>7%</td> </tr> </tbody> </table>	Quarter	Revenue (Rs. Cr)	Revenue Share (%)	Q2FY24	289	8%	Q3FY24	274	8%	Q4FY24	264	7%	Q1FY25	271	7%	Q2FY25	286	7%	<ul style="list-style-type: none"> <li>European Agricultural Vehicles business remains challenging, resulting in subdued export growth</li> <li>To supply to 4 new models launched by recently added 2W OEM</li> </ul>
Quarter	Revenue (Rs. Cr)	Revenue Share (%)																		
Q2FY24	289	8%																		
Q3FY24	274	8%																		
Q4FY24	264	7%																		
Q1FY25	271	7%																		
Q2FY25	286	7%																		
 Others	 <table border="1"> <thead> <tr> <th>Quarter</th> <th>Revenue (Rs. Cr)</th> <th>Revenue Share (%)</th> </tr> </thead> <tbody> <tr> <td>Q2FY24</td> <td>601</td> <td>17%</td> </tr> <tr> <td>Q3FY24</td> <td>581</td> <td>16%</td> </tr> <tr> <td>Q4FY24</td> <td>613</td> <td>16%</td> </tr> <tr> <td>Q1FY25</td> <td>741</td> <td>19%</td> </tr> <tr> <td>Q2FY25</td> <td>906</td> <td>21%</td> </tr> </tbody> </table>	Quarter	Revenue (Rs. Cr)	Revenue Share (%)	Q2FY24	601	17%	Q3FY24	581	16%	Q4FY24	613	16%	Q1FY25	741	19%	Q2FY25	906	21%	<ul style="list-style-type: none"> <li>Order win for EVSE i.e. wall mounted chargers for e-PV</li> <li>Order wins for Hub Drive motor and Mid Drive motors</li> </ul>
Quarter	Revenue (Rs. Cr)	Revenue Share (%)																		
Q2FY24	601	17%																		
Q3FY24	581	16%																		
Q4FY24	613	16%																		
Q1FY25	741	19%																		
Q2FY25	906	21%																		

■ Revenue — Revenue Share

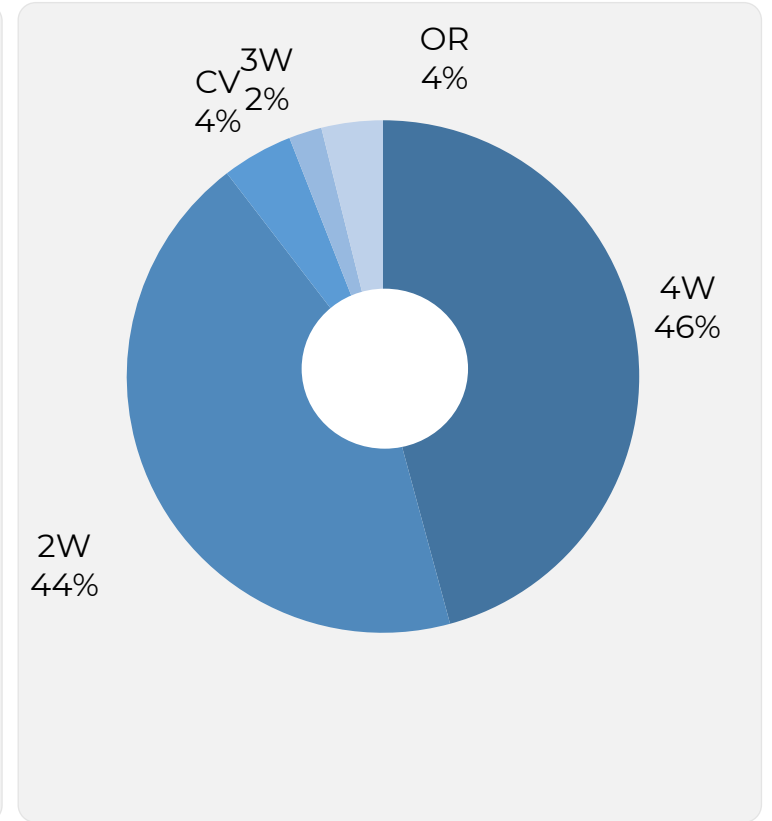
# REVENUE BREAKUPS Q2 FY25



Geography-wise Breakup



Channel-wise Breakup



Segment-wise Breakup



# AFTERMARKET- EXPANDING B2C BUSINESS

## Key Highlights

- Revenue of Rs. 282 Cr during the quarter
- Leadership position in major products categories
- Strong brand recall with loyal customer base
- Continuous expansion of existing Product portfolio & addition of new product lines- Alloys, Infotainment, Seating, Air Braking etc.

**6,500+ SKUs**

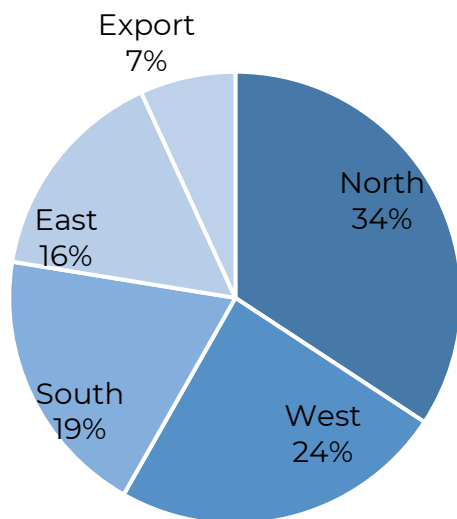
Switches, Horns, Lightings, Batteries, Filter, Indicator, Bulbs, RVMs, Braking, Shocks & struts and Accessories

**150,000+**

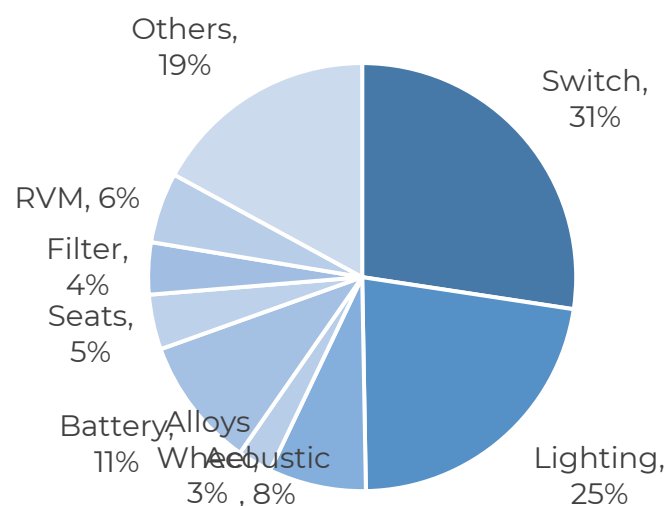
Workshops

**6 Export Regions**

Exporting to SAARC, ASEAN, EU, LATAM, MENA & Africa

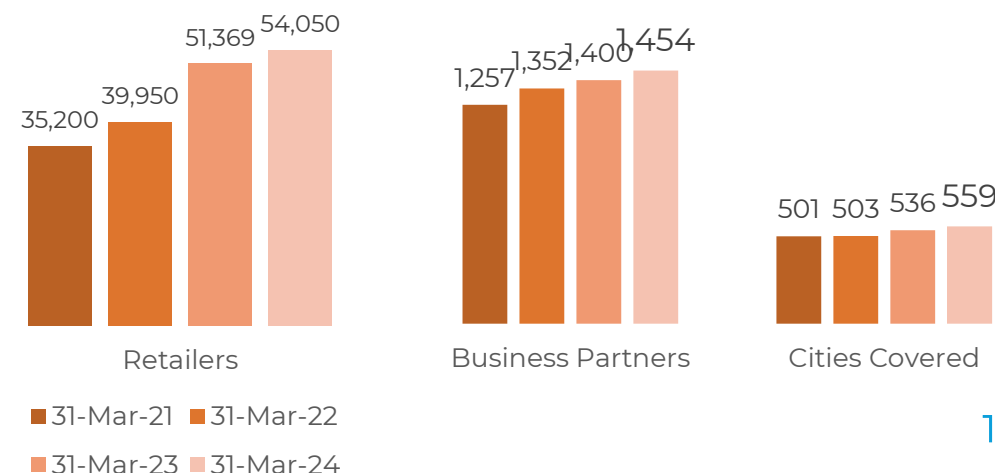


**Geographical Breakup**



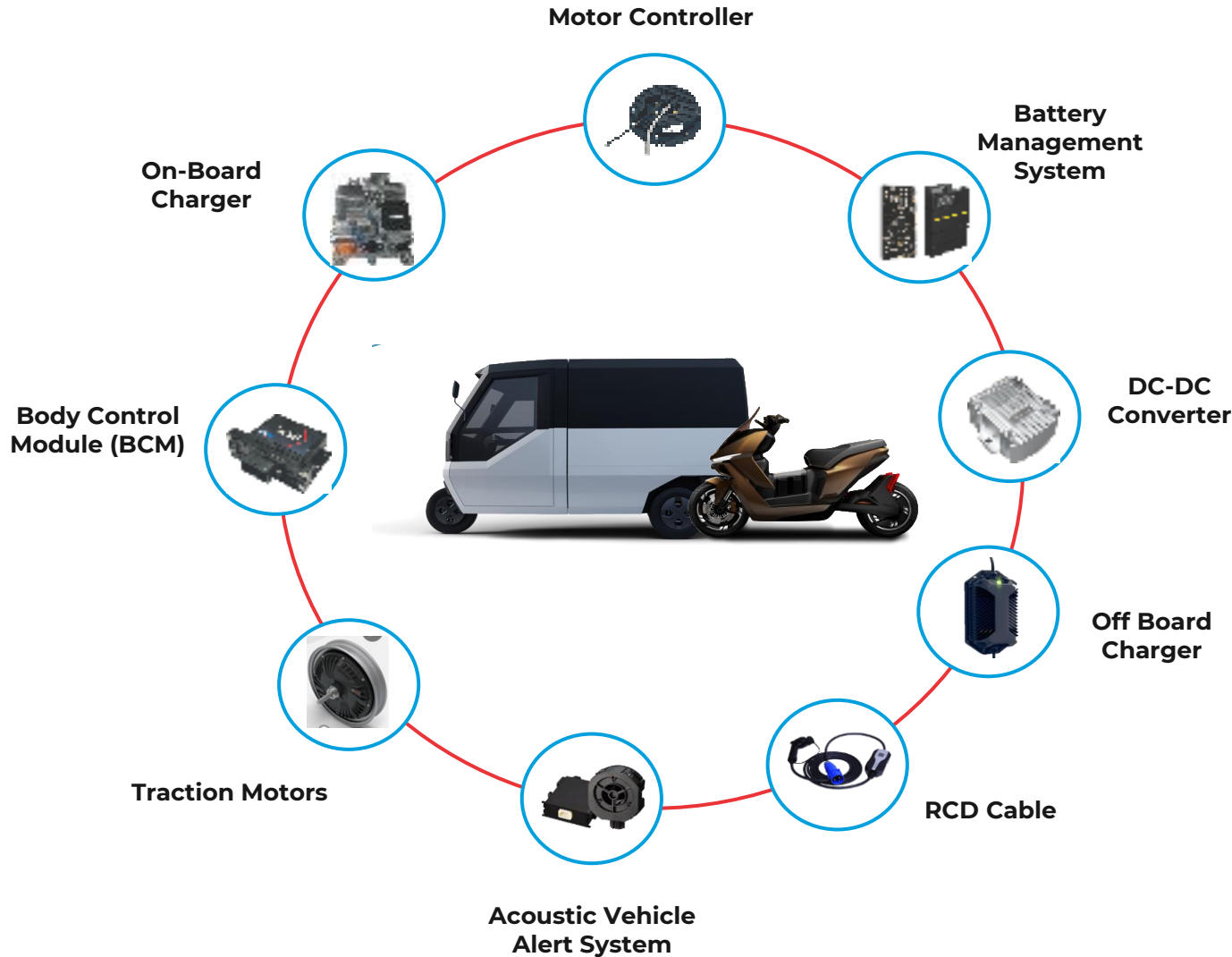
**Parts Breakup**

## Expanding Network

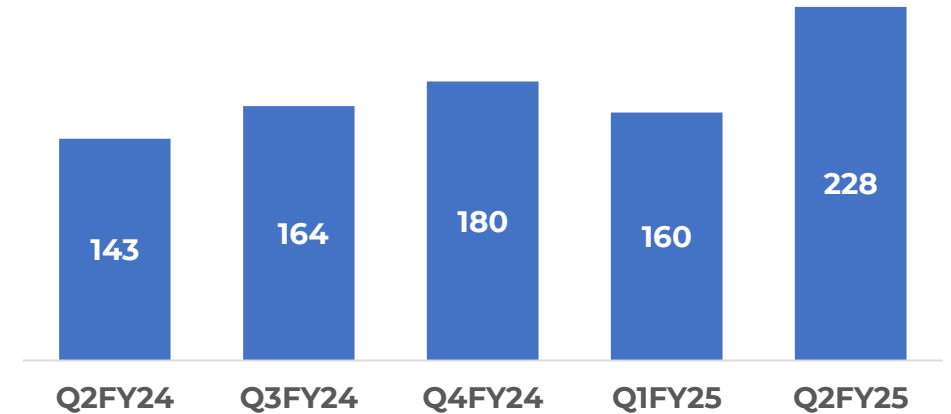


# UNO MINDA's EV PRODUCT PORTFOLIO (2W & 3W)

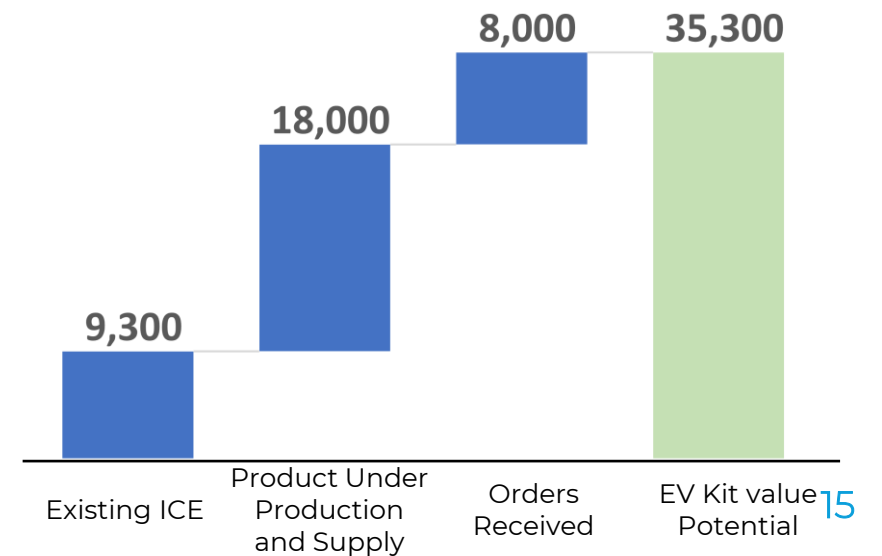
## Low Voltage EV Products (48V to 96V)



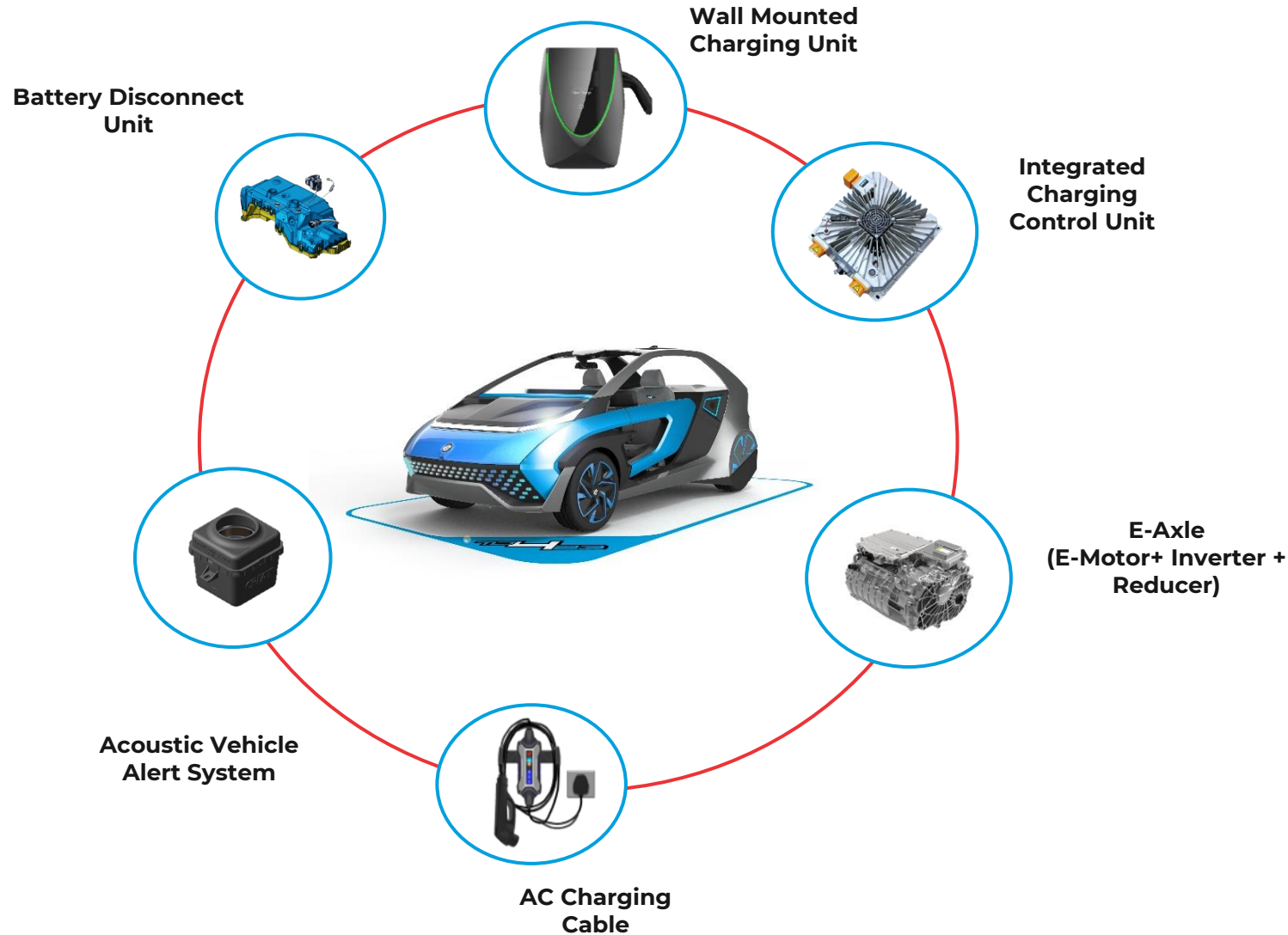
## Sales to 2W Electric Vehicles Rs Crores



## Potential Kit Value (in INR)



# EV Strategy for Four Wheeler



## Under Production/Orders Won

- 1 Battery Disconnect Unit
- 2 AC Charging Cable
- 3 Integrated Charging Control Unit (OBC + DC DC + PDU) ( Low Voltage)


## Under Self Development/TLA Done

- 4 EVSE-Wall Mount Charging Unit
- 5 Acoustic Vehicle Alert System
- 6 Integrated Charging Control Unit (OBC + DC DC + PDU) (High Voltage)
- 7 Electric Drive Unit (EDU)/e-Axle (E-Motor+ Inverter+ Reducer)



# Product Portfolio under Inovance TLA

## INOVANCE Automotive



60-90kW eAxle E-motor + Inverter + (Reducer)



100-140kW eAxle E-motor + Inverter + Reducer



150-200kW eAxle E-motor + Inverter + Reducer



6.6kW OBC + 3kW DCDC +PDU



11kW OBC + 3kW DCDC +PDU



6.6kW OBC + 3kW DCDC



5 in 1 CV Integrated Controller



Inovance a leading provider of intelligent components and systems for electric and hybrid vehicles & supplies to many of the leading Chinese and Global PV and CV OEMs

~ USD 4.2 billion in revenue in FY23

TLA for Charging Control Unit (CCU), EV inverter, EV motors and next-generation 3-in-1 electric drive systems (e-Axle)

Partnership significantly expand Uno Minda's e-4W product portfolio

# Project Expansion Update

Sr	Product Line	Entity	Total Cost (In Rs Crs)	Location	Capacity	Expected SOP	Update
1	4W Alloy Wheels	Uno Minda Ltd	542	Kharkhoda	120k Wheel p.m.	Q2 FY26	Project announced Phase 1 To be spend over 5 years
2	4W Alloy Wheels	Minda Kosei Aluminum (MKA)	190	Bawal	60k Wheels p.m.	Q3 FY25	Land Acquisition Delays Phase 1 30K to start in Q3 FY25
3	2W Alloy Wheels	Uno Minda Ltd	300	Supa	2 Mn wheel pa	Q1 FY26	Project announced
4	4W Lighting	Uno Minda Ltd	400 (Phase I – 230 Cr)	Pune	New Lighting Facility	Q3 FY25 Phase 1	Phase 1 Commenced commercial production. To be spend over 5yrs
5	4W Lighting	PTMA	210	Indonesia	Expansion cum Shifting	Q4 FY26 Phase 1	Project announced
6	4W Switches	Uno Mindarika	110	Farrukhnagar	New Switch Facility	Q3 FY25	Subpart Manufacturing to Start from Q3 FY25
7	4W Switches	Uno Mindarika	120	Farrukhnagar	Shifting Cum Expansion	Q3 FY27	Project Announced
8	EV Specific	Uno Minda Buehler Motor	110	Bawal	Traction Motor Production Facility	Q4 FY 24	Phase 1 Commenced To be spend over 5 years
9	EV Specific	UnoMinda EV Systems	390	Farrukhnagar	New facility for EV specific products	Q2 FY24 Phase I	Phase 1 Commenced To be spend over 6 years
10	Sunroof	Uno Minda Ltd	63	Bawal	New Facility	Q4 FY27	Project Announced

# Project Expansion Update

Sr	Product Line	Entity	Total Cost (In Crs)	Location	Capacity	Expected SOP	Update
11	Airbags	TG Minda (JV)	175	Neemrana	1.2 Mn unit p.a.	Q3 FY25	Commenced commercial production
12	Airbags	TG Minda (JV)	283	Harohalli	Greenfield	Q1 FY27	Project Announced
13	Seat Belts & Smart Systems	Tokai Rika Minda (JV)	200	Neemrana	New facility	Q2 FY25	Commenced commercial production
	Total		3,093				



# Great Place to Work Certified



**4 Years**  
**Consecutive**  
**Great Place To Work®**  
**Certified™**



Top 100 | Large  
India's Best Workplaces for  
Women



Top 100 | Large  
India's Best Companies  
to Work for



Top 100 | Large  
India's Best Workplaces in Auto  
& Auto Components



Top 100 | Large  
India's Best Workplaces for  
Manufacturing



Top 100 | Large  
India's Best Workplaces for  
Millennials

# Corporate Social Responsibility Initiatives



Blood Donation Camp in Collaboration with Red Cross Society



HP-CLAP (Continued Learning Access Program) in collaboration with Uno Minda



**CSR Times Award 2024** in the "**Women Empowerment**" category for our flagship initiative, "**Samarth-Jyoti**".



Eye checkup camp at Samarth Jyoti center, Pune



Vocational Training at Samarth Jyoti center, Naharpur



# ANNEXURES



# CONSOLIDATED PROFIT & LOSS STATEMENT

Particulars (Rs. Cr)	Q2 FY25	Q2 FY24	YoY%	Q1 FY25	QoQ%	H1 FY25	H1 FY24	YoY%
<b>Revenue from Operations (Net of Excise)</b>	<b>4,245</b>	<b>3,621</b>	<b>17%</b>	<b>3,818</b>	<b>11%</b>	<b>8,062</b>	<b>6,714</b>	<b>20%</b>
Raw Material	2,754	2,377		2,460		5,214	4,363	
Employee Cost	528	449		516		1,045	873	
Other Expenses	481	394		433		914	746	
<b>EBITDA</b>	<b>482</b>	<b>402</b>	<b>20%</b>	<b>408</b>	<b>18%</b>	<b>890</b>	<b>732</b>	<b>22%</b>
<b>EBITDA Margin</b>	<b>11.36%</b>	<b>11.09%</b>	<b>28 bps</b>	<b>10.7%</b>	<b>68 bps</b>	<b>11.0%</b>	<b>10.9%</b>	<b>14 bps</b>
Other Income	2	9		11		13	17	
Depreciation	151	125		142		293	244	
<b>EBIT</b>	<b>334</b>	<b>285</b>	<b>17%</b>	<b>277</b>	<b>20%</b>	<b>611</b>	<b>504</b>	<b>21%</b>
<b>EBIT Margin</b>	<b>7.9%</b>	<b>7.9%</b>	<b>-1 bps</b>	<b>7.3%</b>	<b>60 bps</b>	<b>7.6%</b>	<b>7.5%</b>	<b>7 bps</b>
Finance Cost	46	27		36		82	52	
Exceptional Profit/(Loss)	9	0		0		9		
<b>Profit before Share of Profit/Loss of JVs and Tax</b>	<b>296</b>	<b>258</b>	<b>15%</b>	<b>241</b>	<b>23%</b>	<b>537</b>	<b>452</b>	<b>19%</b>
<b>PBT Margin</b>	<b>7.0%</b>	<b>7.1%</b>	<b>-14 bps</b>	<b>6.3%</b>	<b>67 bps</b>	<b>6.7%</b>	<b>6.7%</b>	<b>-7 bps</b>
Tax	78	73		67		145	117	
<b>Profit before Share of Profit/Loss of JVs</b>	<b>218</b>	<b>185</b>	<b>18%</b>	<b>174</b>	<b>25%</b>	<b>392</b>	<b>334</b>	<b>17%</b>
<b>PAT Margin %</b>	<b>5.13%</b>	<b>5.10%</b>	<b>3 bps</b>	<b>4.6%</b>	<b>57 bps</b>	<b>4.9%</b>	<b>5.0%</b>	<b>-12 bps</b>
Share of Profit/Loss of JVs	48	53		37		85	84	
<b>Net profit/(loss) after share of profit/(loss) of associates / JVs (A)</b>	<b>266</b>	<b>238</b>	<b>12%</b>	<b>211</b>	<b>26%</b>	<b>477</b>	<b>418</b>	<b>14%</b>
<b>PAT attributable to:</b>								
- Owners of MIL	245	225	9%	199	23%	444	398	12%
- Non Controlling Interests	21	13		12		33	20	
<b>Earnings Per Share (Diluted)</b>	<b>4.26</b>	<b>3.92</b>	<b>9%</b>	<b>3.46</b>	<b>23%</b>	<b>7.72</b>	<b>6.93</b>	<b>11%</b>



# ABOUT UNO MINDA



# ABOUT UNO MINDA

## UNO MINDA

A Leading Auto Component & Systems Player,  
Since 1958

₹ **169B** (\$ 2.03 B)\*

\*Group Turnover (FY23-24)

**TOP 200**

BSE/NSE listed companies

**74**

Plants Globally

**25+**

JV / TLA

**32,000+**

Employees

**26**

Product Lines

## VISION

To be a **Sustainable Global** organization that **enhances** value for all its **Stakeholders**, attains **Technology Leadership** and cares for its people like a **Family**.

## VALUES



Customer is Supreme



Live Quality



Respect for Individual



Respect for  
Work-place Ethics



Encourage Creativity and Innovation to drive people, process & products



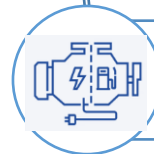
Uno Minda Limited is one of the leading manufacturers of auto components and systems with leadership across key product segments.



The company has a well diversified product portfolio with marquee clientele, both globally and domestically



Diversified across product divisions (Acoustics, Switches, Castings, Lighting and others), segments (4Ws & 2Ws) and geographies (International & Domestic) and channels (replacement & OEM)



Product portfolio is well insulated from any foreseeable market disruptions, with an ICE-EV agnostic product portfolio and constantly increasing kit value, leading to higher wallet share with OEMs



The company has been steadily growing its global presence through sustained capacity additions and channel expansions



Strong R&D focus and infrastructure helps in in-house product development and localization of products



Track record of robust financial performance and delivering strong shareholder returns, supported by reputed promoters with rich experience and backed by professional management team

# Domains & Product Groups



# Engine agnostic portfolio with potential upside from EV transition









Domains	Product Lines	ICE	Alternate Fuel Systems	Hybrid	BEV
<b>Electronic &amp; Control Systems</b>	<i>4W Switches &amp; HVAC</i>	<div style="border: 2px solid #007bff; border-radius: 50%; padding: 20px; display: inline-block;"> <p><b>More than 95% of our product portfolios are powertrain agnostic</b></p> </div>			
	<i>Sensors</i>				
	<i>Controllers</i>				
	<i>Seat Belts</i>				
	<i>Shifters</i>				
	<i>Infotainment Systems</i>				
	<i>Cameras</i>				
	<i>Telematics &amp; TCU</i>				
	<i>RPAS &amp; ADAS</i>				
<b>Safety &amp; Comfort Systems</b>	<i>Steering Wheel with Airbags</i>				
	<i>Body Sealing</i>				
	<i>EA Pad</i>				
	<i>Air Ducts &amp; Washer Bottle</i>				
	<i>Spoiler</i>				
	<i>Seats</i>				
	<i>Brake Hoses</i>				
<b>Lighting &amp; Acoustics</b>	<i>Horns</i>				
	<i>Lamps</i>				
	<i>Speakers</i>				
<b>Light Metal &amp; Power Train</b>	<i>Alloy Wheels</i>				
	<i>Casting</i>				
<b>Battery</b>	<i>Lead Acid Battery</i>				



# UML's Powertrain Focused Portfolio



Domains	Product Lines	 ICE	 H2 ICE	 CNG	 PHEV	 HEV	 BEV
Electronic & Control Systems	Portable Charging Unit				●		●
	Wall Mount Charger (EVSE)				●		●
Safety & Comfort Systems	Fuel Hoses/Fuel cap	●		●	●	●	
Lighting & Acoustics	Alternate Fuel Systems		●	●			
Light Metal & Power Train	Air Filtration Systems	●	●	●	●	●	
	Canisters	●		●	●	●	
4W EV*	Combined Charging Unit (CCU)				●		●
	E-Motor/Generator				●	●	●
	E-Axle (EDU)				●	●	●
	Inverter				●	●	●
	Multi function Controllers						●

\* Upcoming portfolio

# GLOBAL PRESENCE



## Strategic Manufacturing Location

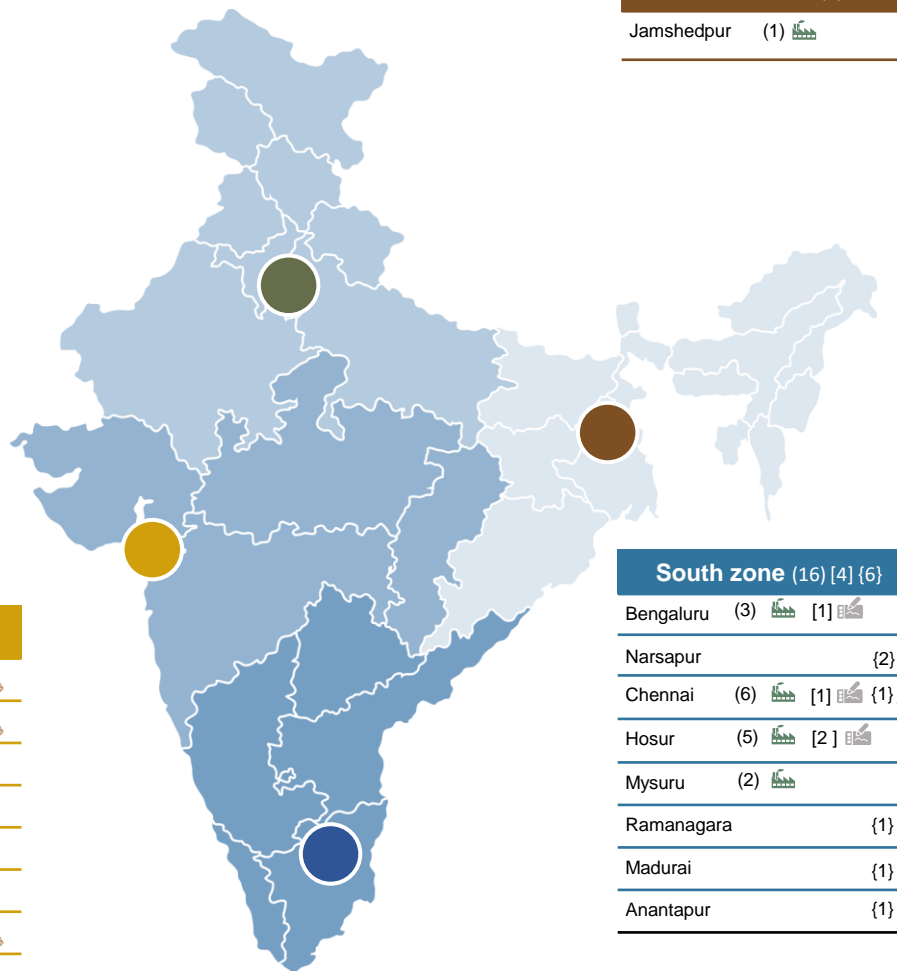
<b>68</b> Plants	<b>29</b> Engg. Centers	<b>HO</b> <b>Head Office</b>	<b>RO</b> <b>Reg. Office</b>	<b>14</b> Warehouses
---------------------	----------------------------	------------------------------	------------------------------	-------------------------

### North zone. (31) [17] {1}

Manesar (8)  [6] <b>HO</b>
Bawal (10)  [5]
Neemrana (1)
Bhiwadi (1)
Delhi <b>RO</b> {1}
Bahadurgarh (2)  [1]
Sonipat (1)
Pantnagar (3)  [1]
Haridwar (1)
Farukhnagar (2)  [1]
Gurugram [3]
Baddi (1)
G. Noida (1)

### East zone (1)

Jamshedpur (1)
----------------



### South zone (16) [4] {6}

Bengaluru (3)  [1]
Narsapur {2}
Chennai (6)  [1]  {1}
Hosur (5)  [2]
Mysuru (2)
Ramanagara {1}
Madurai {1}
Anantapur {1}

### West zone (20) [8] {7}

Gujarat (8)  {4}
Pune/Chakan (7)  [8]  {2}
Waluj (1)
Pithampur (1)
Ranjangaon (1)
Supa (1)
Nasik {1}
Khed (1)

## Growing International Presence

<b>6</b> Plants	<b>7</b> Sales Office	<b>8</b> Engg. Centers	<b>1</b> Warehouse
--------------------	--------------------------	---------------------------	-----------------------



### North & South America (2)

Mexico (Queretaro) (1)
Colombia (Manizales) (1)

### Europe (2) [7] {1}

France (Epernon)
Spain (La Carolina, Bilbao) (1)  [1]
Germany (Reutlingen, Munich) (1)  [6]  {1}

### Asia (w/o India) (2) [1]

Indonesia (Karawang) (1)
Taiwan (Tainan)  (1)
Thailand (Bangkok)
Vietnam (Vin Phuc) (1)
Japan (Nagoya)
South Korea (Pyeongtaek)

# TOP MANAGEMENT TEAM



**Mr. Nirmal K Minda**  
Chairman & Managing Director



**Mr. Ravi Mehra**  
Deputy Managing Director  
& Head Group Corporate



**Mr. Amit Jain**  
Group Chief Technical  
Officer



**Mr. A.G. Giridharan**  
CEO- Safety & Comfort  
Systems Domain



**Mr. Kundan K Jha**  
CEO, Light Metal &  
Powertrain Systems  
Domain



**Mr. Naveesh Garg**  
CEO- Electronics and  
Control Systems Domain



**Mr. Rajeep Gandotra**  
CEO – Light & Acoustic  
Systems Domain-2



**Mr. Rakesh Kher**  
CEO – Aftermarket  
Domain



**Mr. Rakesh Mehta**  
Group CHRO



**Mr. Ramesh KS**  
CEO- ADAS, Controller and  
Sensor Domain



**Mr. Sunil Bohra**  
Group CFO, CSO & Head  
Corporate Affairs



**Mr. Vivek Jindal**  
CEO – Light & Acoustic  
Systems Domain-1



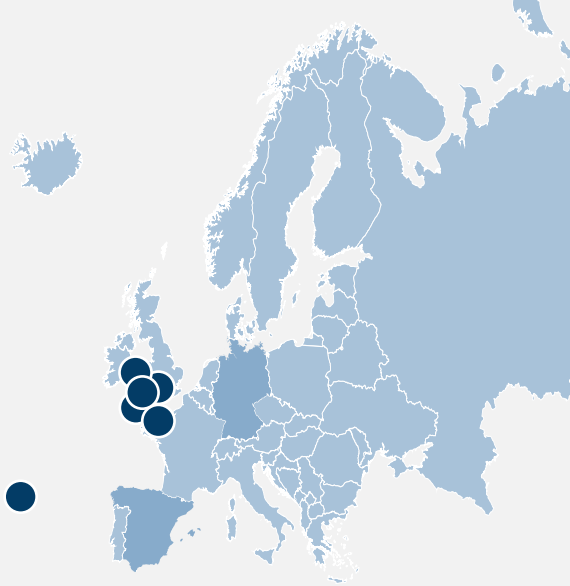
**Mr. Ashok Taneja**  
Group Advisor



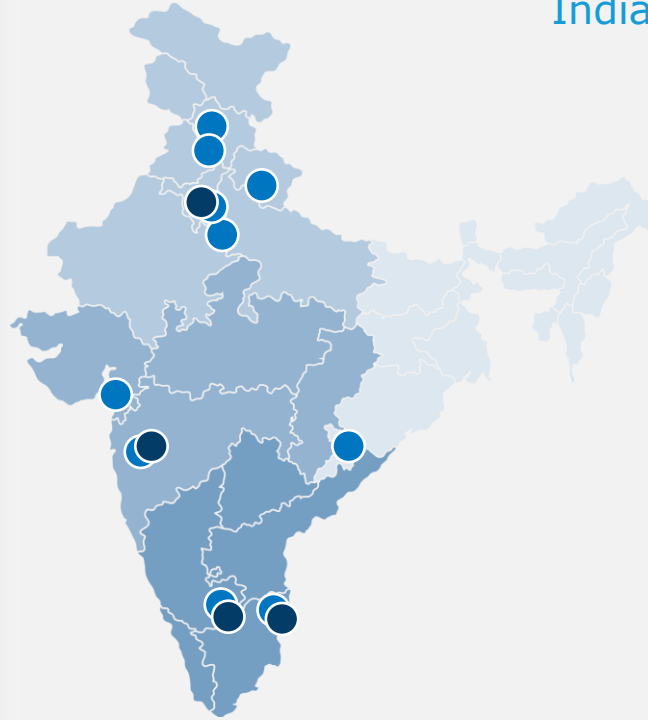
**Mr. Navin Paul**  
Group Advisor

# In-house R&D helps drive Innovation...

## Europe



## India



## Two-tier Engineering Organization

### Central R&D Centre With A Focus On Advanced & Future Technology

Pune, Gurugram, Chennai, Hosur & Bangalore	<b>India</b>
Regensburg, Munich, Ingolstadt-1, Wolfsburg -2, Osnabruck-1	<b>Germany</b>
Bilbao	<b>Spain</b>

### Product-focused Business Engineering Teams

2W Switch, Mindarika, 4W Lighting, Minda Westport, Acoustic, Minda Nabtesco	<b>Manesar</b>
Minda Kosei, Minda Kyoraku, Toyoda Gosei Minda, Minda Onkyo, Uno Minda Buehler Motors	<b>Bawal</b>
2W Lighting	<b>Bahadurgarh</b>
Sensor, Controller, 2W Switch, 4W Lighting, ADAS, Mindarika	<b>Pune</b>
Uno Minda EV Systems	<b>Farukhnagar</b>
Seating	<b>Hosur</b>
Minda Storage Batteries	<b>Pantnagar</b>
2W Alloy Wheels	<b>Supa, Ahmednagar</b>
Densoten Minda	<b>Gurugram</b>
4W lighting	<b>Japan</b>
4W lighting	<b>South Korea</b>
4W lighting	<b>Taiwan</b>
Clartorn horn	<b>Spain</b>
Munich-1, Reutlingen-1, Regensburg-1	<b>Germany</b>

## State Of Art Validation & Test Facilities



**>1200**  
NPD  
Engineers



**252**  
Patents  
Granted



**37**  
R&D and  
Engineering Centers



**444**  
Patent Filed



**463**  
Design Application Filed



# UNO MINDA – Central R&D and Design Studio



Uno Minda's first flagship centre for research engineering and advance technologies.

**MISSION:** Attain Technology Leadership with Ingenious CREATors to **Innovate for the future of mobility** focusing on Value Creation, Quality, and Process.

**400+**  
Engineers

**5**  
Locations

**75+**  
R&D Projects



## Locations



Pune, India



Gurgaon, India



Chennai & Hosur, India



Regensburg, Germany

## Focus



### PERSONALIZED

Wireless Chargers | USB & Data Port Chargers | Smart Switches | Seats with Mechanisms | Interior & Exterior Lighting | E Horns



### CONNECTED

Telematics Control Unit | IoT Platform



### AUTONOMOUS

Automotive Cameras | Ultrasonic Sensors | Driver Monitoring System | ADAS Controllers



### ELECTRIFIED

AC Chargers | AC – DC Chargers | DC DC Converter | AVAS

## Key functional Competencies

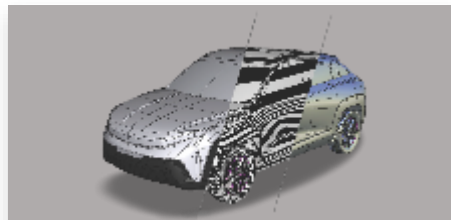
- Product Planning
- Technical Sales
- Simulation based Engineering
- Prototyping
- System Req & Architecture
- Functional / Sys Validation
- Mechanical
- Hardware & Layout
- Software
- Functional Safety
- New Product Control
- Engineering Quality
- Product Costing
- Manufacturing Engineering



An independent creative design studio that offers best-in-class creative services for mobility products and systems.



TRANSPORTATION DESIGN



DIGITAL SCULPTING



UI/UX DESIGN



DESIGN STRATEGY



PROTOTYPING



**Strengthening R&D**

## Advanced Technology Group

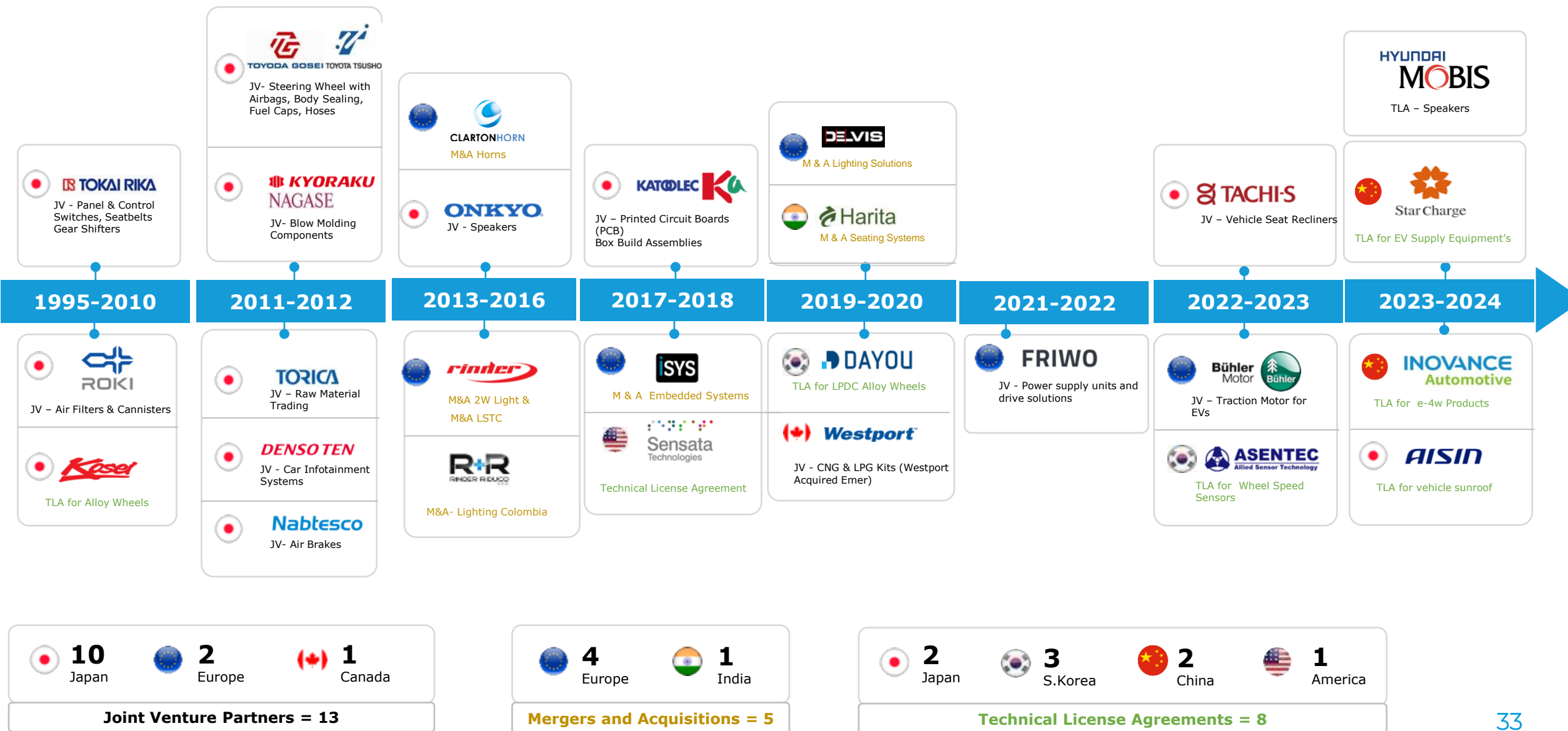
Focused on long horizon Technology projects (>3 Years)

## Group Global Centre for Embedded & Software Technology

Focused on supporting embedded competency build-up for business



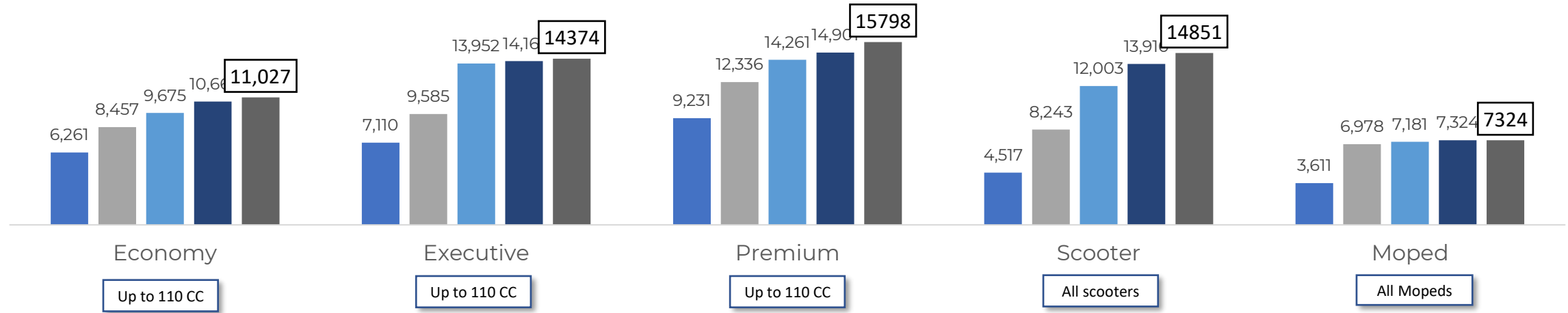
# Nurturing Partnerships and Affiliations



# POTENTIAL KIT VALUE\* – UNO MINDA

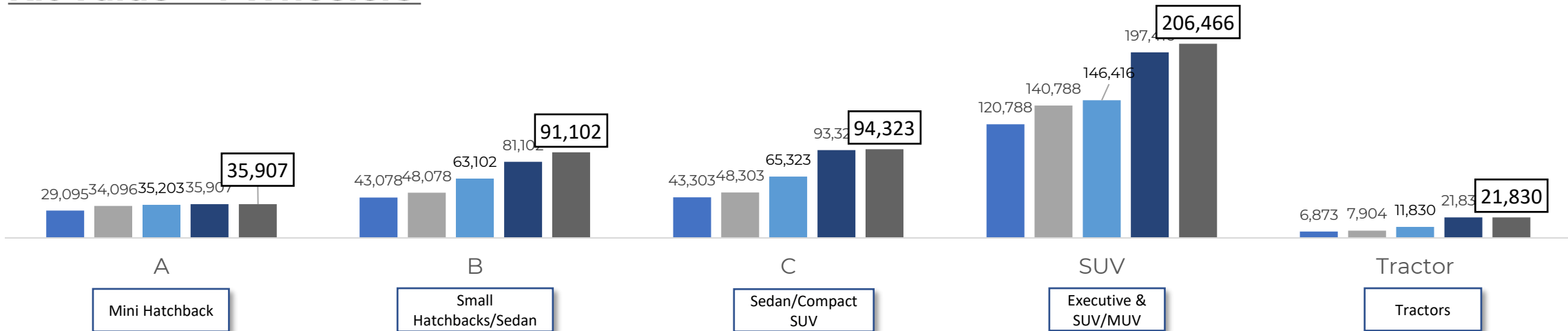
## Kit Value – 2 Wheelers

As at the end of FY ■ 2020 ■ 2021 ■ 2022 ■ 2023 ■ 2024



As at the end of FY ■ 2020 ■ 2021 ■ 2022 ■ 2023 ■ 2024

## Kit Value – 4 Wheelers



\*Potential is calculated on basis that all products manufactured by Uno Minda which can be supplied in the vehicle.

# Environmental, Social & Governance (ESG)



## Environmental

**More than 90% of plants ISO 14001 & ISO 45001 certified**  
(Environmental & OHS Management System)

Energy and Emissions

Water Management

Waste Management



## Social

**Vision to enable Employee and Community Well-Being with following organizational goals:**

Community Well Being (CSR)

Employee Well Being



## Corporate Governance

Policies governing our business

Ethics and compliances

Economic Value Creation



**15% Renewable Energy Share – FY 23-24**

- 60% Renewable energy share by 2030
- Carbon Neutral Operations by 2040
- Carbon Net Zero by 2050



## Our Journey

2007



Seva Kendra, Bagla, Hisar Haryana, Skills Centre

2010



MDMMS, Bagla Haryana Sr. Sec. School

2012



Samarth – Jyoti Project

2016



SLMCH, Bagla Haryana Charitable Hospital

2019



TSNMS, Kadi Gujarat Sr. Sec. School

2024



TSNMS, Poonapalli, Hosur Sr. Sec. School

**Suman Nirmal Minda Foundation** operates in Education, Vocational Training, Healthcare, and Community Development. Projects include Community Schools, Remedial classes, IT skill programs, and vocational training for children, girls, boys, and women in need. There are 17 CSR Centres in 7 states, along with three Sr. Secondary Schools and a Hospital providing quality education and healthcare support to communities.

## Thematic Areas



**Skill Development**



**Education**



**Community Wellbeing**



**Preventive & Curative Health Care**

## ESG Targets

- ✓ 60% Renewable energy share by 2030
- ✓ Carbon Neutral Operations by 2040
- ✓ Carbon Net Zero by 2050

### Sustainalytics

ESG Risk Rating CORE ?

**18.6** Low Risk

### Environment

- CO<sub>2</sub> Footprint Reduction  
*Rooftop Solar Installation, Electricity Via Open Access (Solar+ Wind), Dual Fuel Kit, PNG Genset, Energy Saving Projects*
- Water Reduction  
*ZLD, Rain Water Harvesting, Recycling, Conservation*
- Hazardous Waste Reduction
- Non Hazardous waste reduction
- Waste to landfill

### Social

- Lost time Injury Case (> 48 Hrs.)
- Non Lost time Injury (< 48 Hrs.)
- Schools, Hospitals, Vocational Training Centre for Underprivileged
- Volunteer participation of staff in CSR activities
- Gender Diversity

### Governance

- Robust Governance Mechanism
- Compliance with all applicable laws and regulations
- Prioritizing Minority Interest
- Strong Capital Allocation Policy

# Awards & Recognitions

## Customer Awards

2023-24

QUALITY

DELIVERY

BEST SUPPLIER

PARTNER AWARD

COST COMPETITIVENESS

BUSINESS EXCELLENCE



38\*



Mr. Nirmal K Minda, CMD, Uno Minda Limited, has been awarded the prestigious **HURUN Self-made Entrepreneur Award, 2023!**



Uno Minda is proud to secure the **Great Place To Work® (GPTW)** Certification for the fourth consecutive year in 2024!



Dr. Suman Minda, Chairperson of Uno Minda's CSR Wing, has been honoured with the prestigious **Golden Peacock Award** for Social Leadership for her impactful work in social welfare and community development.



Uno Minda has been honoured with the prestigious **Intellectual Property Award** for 2023 in the 'Top Indian Company for Design' category.



Uno Minda has secured its **place among India's top 50 innovative companies** in manufacturing, receiving recognition from CII for our pioneering work in automotive technologies for the second consecutive year.



The CSR wing of Uno Minda Group received "**CSR Excellence in Women Empowerment**" for its Project "Samarth-Jyoti" during the India CSR & Sustainability Conclave 2023 for excellent accomplishments of work for women.

## Certifications





# Group Strengths



## Long Standing Relationships with OEMs

6 Decades of Preferred Supplier status with Major OEMs across all segments



## Located close to each customer

Located in all Automotive hubs in India, Growing Global Presence



## Strategic & Technology Driven Alliances

With Global Technology Leaders supporting various Product Lines



## Robust Systems and Governance mechanism

Strong System, Processes with experienced board to drive Governance and Ethical Practices



## Human Resources

Great place to work certified. Focus on promoting In-house Talent & Succession Management



## Trustworthy and Capable Supplier Base

More than 1500 Suppliers spread across Geographies



## Strong R&D Capabilities

37 R&D and Engineering Centers Globally



## Extensive Aftermarket Distribution Network

1500 Business Partners, 35000 Retailers & 75000 Service Points



## Cyber risk Management

Strong & robust Security Management & Cyber risk Management framework to safeguard company from cyber threats



# Thank You

## Corporate Office

**Address:** Village Nawada Fatehpur, P.O. Sikanderpur Badda, Manesar, Gurgaon – 122004, India.

**Website:** [www.unominda.com](http://www.unominda.com)

## For further information, please contact

**Mr. Ankur Modi**

Vice President

Head Treasury and Communication

[amodi@unominda.com](mailto:amodi@unominda.com)

## Follow us on

