



HCC/SEC/2025

February 13, 2025

BSE Limited The Corporate Relationship Dept, Phiroze Jeejeebhoy Towers, Dalal Street, Mumbai-400 001. Scrip Code: 500185	National Stock Exchange of India Ltd. Exchange Plaza, Bandra-Kurla Complex, Bandra (East), Mumbai-400 051. Symbol: HCC
--	--

Dear Sir/Madam,

Sub : Analyst / Institutional Investor Meeting Presentation

Further to our letter dated February 06, 2025, and pursuant to Regulation 30(6) of the SEBI (Listing Obligations and Disclosure Requirements) Regulations, 2015, we are enclosing the copy of the presentation to be made before the Analyst & Institutional Investors Meeting, scheduled to be held on February 13, 2025.

We request you to kindly take the above on your record.

Yours sincerely,
For Hindustan Construction Company Ltd.

Nitesh Kumar Jha
Company Secretary

Encl.: As above

Hindustan Construction Co Ltd

Hincon House,
LBS Marg, Vikhroli (West),
Mumbai - 400 083, India
Tel : +91 22 2575 1000 Fax : +91 22 2577 7568
CIN : L45200MH1926PLC001228

www.hccindia.com



Hindustan Construction Co Ltd

Investor/Analyst Presentation

Q3 FY25

Nation building since 1926

4,036
lane km of highways



395
kms of tunneling

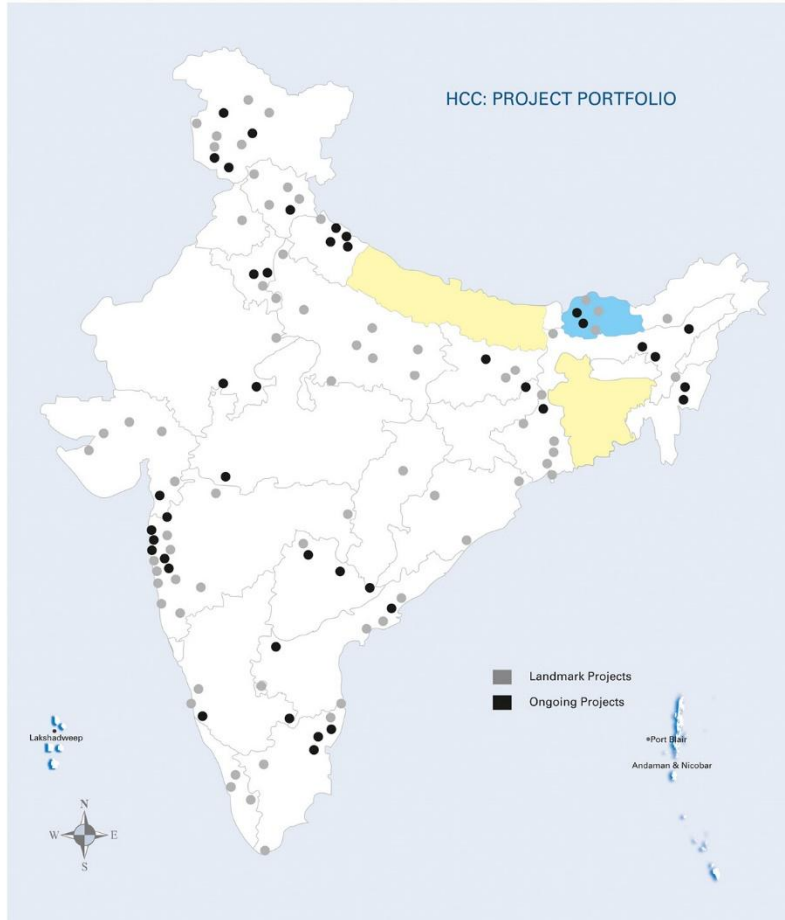


60%
of India's installed
nuclear power
capacity



26%
of India's installed
hydro power
capacity

National footprint

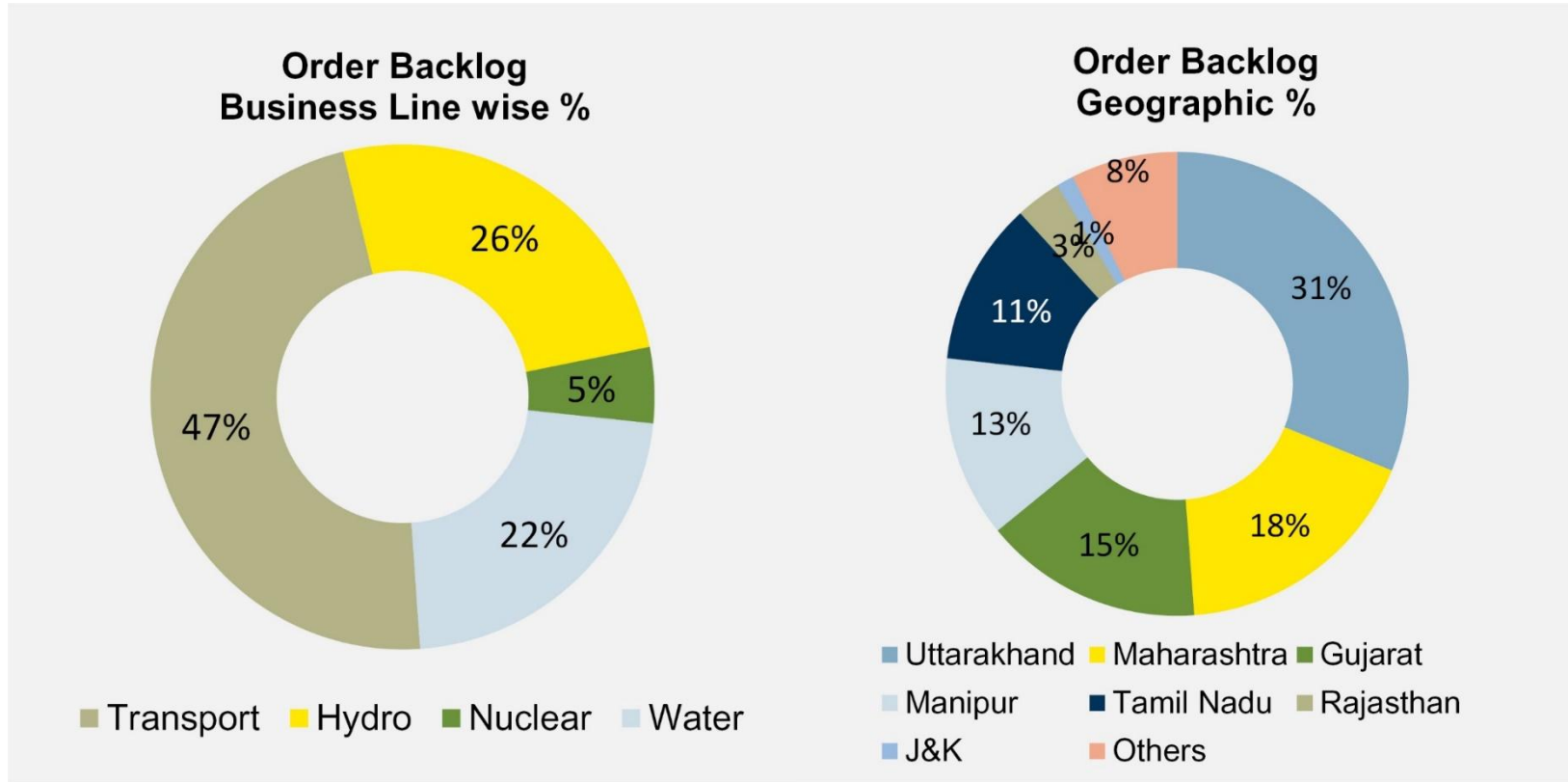


Current Project Portfolio

State	No
Assam	1
Bihar	1
Delhi	1
Gujarat	1
Jammu & Kashmir	4
Karnataka	1
Madhya Pradesh	1
Maharashtra	4
Manipur	3
Mizoram	1
Rajasthan	2
Tamil Nadu	4
Uttarakhand	4
Bhutan	2
Total	30

Well diversified orderbook

Order Backlog: ₹9,773 Cr

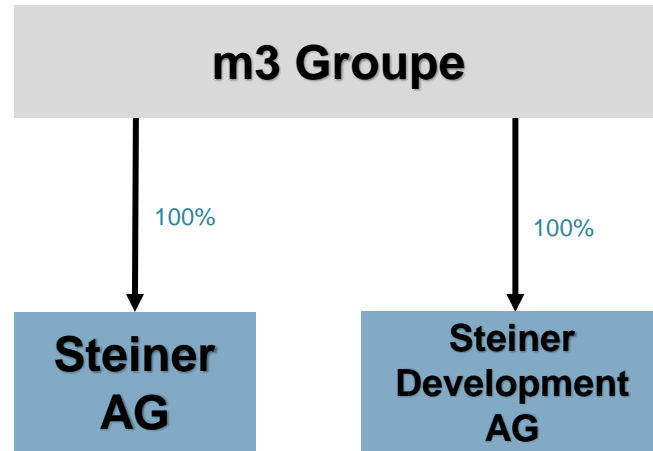
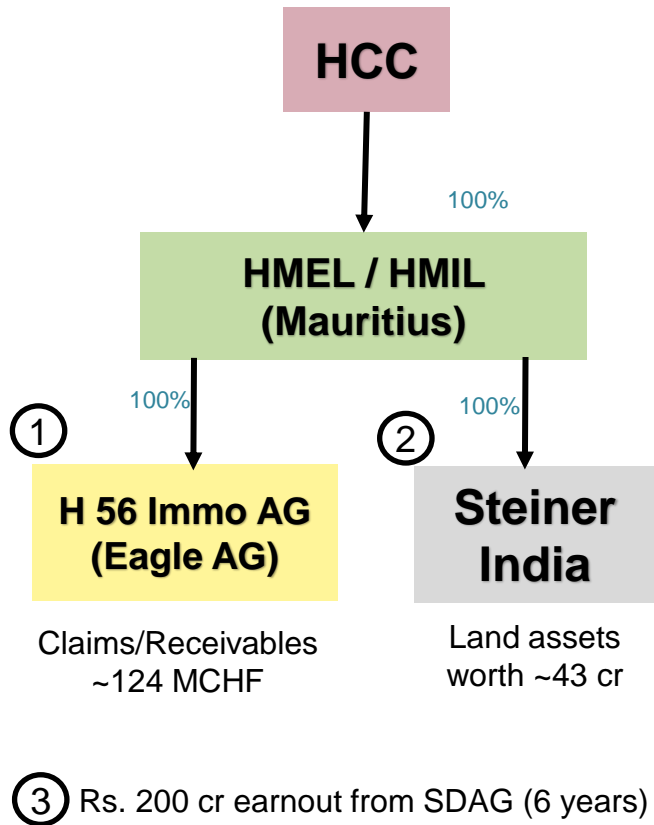


Above excludes L1 positions worth Rs. 3,513 cr

Key performance highlights: Q3 FY25

- Standalone E&C turnover of ₹1,002 Cr in Q3 FY25 versus ₹1,244 Cr in Q3 FY24
- Standalone EBITDA margin: 14.7% in Q3 FY25 compared to 12.3% in Q3 FY24
- PBT (excluding exceptional items) of ₹18 crore in Q3 FY25 vs ₹21 crore in Q3 FY24
- Standalone Net Loss of ₹216 Cr in Q3 FY25 versus Net Profit ₹68.5 Cr in Q3 FY24
- Bottom line impact due to exceptional items:
 - Company opted to pay income tax as per the new regime in Q3 FY25
 - Deferred tax assets/liabilities as of 1 April 2024 restated & deferred tax assets (net) ₹147.06 Cr reversed
 - Unutilised MAT credit as of 1st April 2024 of ₹154.16 Cr written-off and provision for current tax for previous year ₹54.74 Cr. written back
- Consolidated revenue at ₹1,006.8 Cr in Q3 FY25 Vs ₹1,474.5 Cr in Q3 FY24 (Steiner divestment)
- Consol Net Loss at ₹38.9 Cr in Q3 FY25 versus net profit ₹233 Cr in Q3 FY24 (tax regime change)
- LOA for Agardanda Creek Bridge (₹1,032 Cr); L1 in projects worth ₹3,513 Cr; Bids submitted ₹17,679 Cr (3 metro rails, 2 PSPs, 1 elevated road, 1 railway corridor and 1 Dam); Work in progress on ₹36,000 Cr new tenders.
- Completed ₹600 Cr QIP
- Divested stake in Steiner AG to focus on core operations in India

Proforma Transaction Details (Dec 20, 2024)



Operations Update

Anji Khad Cable Stay Bridge



Project Completion certificate received for Anji Khad cable stay bridge

Operations Update

Mumbai Coastal Road Project



North bound arm of the Coastal Road project was inaugurated by the Chief Minister of Maharashtra

Operations Update

BARC Tarapur



All structure works completed. Handing over is in progress.

Operations Update

Tehri PSP (4x250 MW)

Powerhouse Overview



TRT Outlet Overview



Synchronization of Unit -5 (250 MW) completed, finishing works are in Progress.

Operations Update

Vishnugad Pipalkoti HEP (4x111MW)

Desilting Chambers




HRT by TBM



Head Race Tunnel by TBM: TBM mining of 4.8 km completed out of 12.1 km.

Operations Update

Mumbai Metro Line 3



Standalone Financials: Q3 FY25

Results are in accordance with the Indian Accounting Standards (Ind AS) notified by the Ministry of Corporate Affairs

Particular	Q3 FY25 ₹ Cr	Q3 FY24 ₹ Cr	y-o-y %	Q2 FY25 ₹ Cr
Income from Operations	1,002.1	1,244.7	-19.49%	1,203.0
Other Income	26.2	19.8	32.41%	23.0
Total Income	1,028.3	1,264.5	-18.68%	1,226.0
Construction Cost(incl. material)/ Other Exp.	775.8	1,007.6	-23.00%	908.6
Employees Cost	79.2	83.4	-5.12%	80.6
EBITDA (excluding Other Income)	147.1	153.7	-4.30%	213.8
EBITDA margin (%) (excluding Other Income)	14.68%	12.35%	18.87%	17.77%
Finance Cost	138.4	134.0	3.31%	134.1
Depreciation	16.5	18.8	-12.00%	16.5
Exceptional items - Gain / (Loss)	-	87.9	(1.00)	-
Profit / (Loss) Before Tax and Exceptional Items	18.4	20.8	-11.45%	86.2
Profit / (Loss) Before Tax after Exceptional Items	18.4	108.7	-83.07%	86.2
Tax expense	234.8	40.2		36.0
Profit / (Loss) After Tax	(216.4)	68.5		50.2
Other comprehensive income / (loss)	(4.1)	1.2		(6.5)
Total Comprehensive Income (after Tax)	(220.5)	69.7		43.7

Consolidated Financials: Q3 FY25

Results are in accordance with the Indian Accounting Standards (Ind AS) notified by the Ministry of Corporate Affairs

Particular	Q3 FY25 ₹ Cr	Q3 FY24 ₹ Cr	y-o-y %	Q2 FY25 ₹ Cr
Income from Operations	1,006.8	1,474.5	-31.7%	1,406.9
Other Income	59.4	37.8	56.9%	25.6
Total Income	1,066.2	1,512.3	-29.5%	1,432.5
Construction Cost(incl. material)/ Other Exp.	906.7	1,086.5	-16.5%	1,024.0
Employees Cost	130.6	149.2	-12.5%	140.6
EBITDA (excluding Other Income)	(30.5)	238.7	-112.8%	242.3
EBITDA margin (%) (excluding Other Income)	-3.03%	16.19%	-118.7%	17.22%
Finance Cost	183.1	146.3	25.2%	159.2
Depreciation	89.5	30.4	194.2%	26.4
Exceptional items - Gain / (Loss)	529.7	197.9	167.6%	-
Profit / (Loss) Before Tax and Exceptional Items	(296.0)	114.5	-358.6%	102.4
Profit / (Loss) Before Tax after Exceptional Items	233.7	312.4	-25.2%	102.4
Tax expense	272.6	79.2	244.2%	38.5
Profit / (Loss) After Tax	(38.9)	233.2	-116.7%	63.9
Profit/ (Loss) from discontinued operations (after tax)	-	(50.9)	-100.0%	-
Other comprehensive income / (loss)	(5.5)	28.7	-119.0%	15.5
Total Comprehensive Income (after Tax)	(44.4)	211.0	-121.0%	79.5



HCC

Disclaimer

This presentation contains certain forward looking statements concerning future business prospects and profitability of HCC, which are subject to a number of risks and uncertainties and actual results could materially differ from those in such forward looking statements, important developments that could affect the company's operations include a downtrend in the infrastructure sector, significant changes in political and economic environment in India, tax laws, labour relations, litigation etc. The company does not undertake to make any announcement in case any of these forward looking statements become materially incorrect in future or update any forward looking statements made from time to time by or on behalf of the company.