



October 10, 2024

BSE Limited

Phiroze Jeejeebhoy Towers,
Dalal Street,
Mumbai - 400 001

National Stock Exchange of India Limited

Exchange Plaza,
Plot No. C/1, G Block,
Bandra- Kurla Complex,
Bandra (East), Mumbai - 400 051

Scrip Code - **533137**

Trading Symbol - **DEN**

Dear Sir(s),

Sub: Standalone and Consolidated Unaudited Financial Results for the quarter and half-year ended September 30, 2024

In continuation of our letter dated October 3, 2024 and pursuant to Regulation 33 of the SEBI (Listing Obligations and Disclosure Requirements) Regulations, 2015, we enclose the Unaudited Financial Results (Standalone and Consolidated) for the quarter and half-year ended September 30, 2024, along with Limited Review Reports of the Statutory Auditors on the above Results.

The said Financial Results were duly reviewed and recommended by the Audit Committee and approved by the Board of Directors of the Company, at their respective meetings held today i.e. October 10, 2024. The same can also be accessed at the Company's website at www.dennetworks.com

The meeting of the Board of Directors commenced at 02:15 P.M. and concluded at 04:00 P.M.

You are requested to take the same on records.

Thanking you,

Yours faithfully,

For **DEN NETWORKS LIMITED**

Hema Kumari
Company Secretary & Compliance Officer

Encl: As above

DEN Networks Limited

CIN: L92490MH2007PLC344765

Corp. Office: 236, Okhla Industrial Estate, Phase-III, New Delhi-110 020

Landline: +91 11 40522200 || Facsimile: +91 11 40522203 || E-mail: den@denonline.in | www.dennetworks.com

Regd. Office: Unit No.116, First Floor, C Wing Bldg. No.2 Kailas Industrial Complex L.B.S Marg Park Site
Vikhroli(W), Mumbai, Mumbai City, Maharashtra, India, 400 079

Landline: +91 22 25170178 || E-mail: den@denonline.in | Website: www.dennetworks.com

Independent Auditor's Review Report on Unaudited Standalone Financial Results of the Company Pursuant to the Regulation 33 of the SEBI (Listing Obligations and Disclosure Requirements) Regulations, 2015

To,

**The Board of Directors of
DEN NETWORKS LIMITED**

1. We have reviewed the accompanying statement of unaudited standalone financial results of **Den Networks Limited ("the Company")** for the quarter ended 30th September, 2024 and for the period from 1st April 2024 to 30th September 2024 ("the statement"), attached herewith, being submitted by the Company pursuant to the requirement of Regulation 33 of the SEBI (Listing Obligations and Disclosure Requirements) Regulations, 2015 ("the Listing Regulation"), as amended.
2. This statement, which is the responsibility of the Company's management and approved by the Company's Board of Directors, has been prepared in accordance with the recognition and measurement principles laid down in Indian Accounting Standard 34, "Interim Financial Reporting" (Ind AS 34) as prescribed under section 133 of the Companies Act, 2013 read with relevant rules issued thereunder and other accounting principles generally accepted in India. Our responsibility is to issue a report on the statement based on our review.
3. We conducted our review of the Statement in accordance with the Standard on Review Engagement (SRE) 2410, "Review of Interim Financial Information Performed by the Independent Auditor of the Entity" issued by the Institute of Chartered Accountants of India. This standard requires that we plan and perform the review to obtain moderate assurance as to whether the statement is free of material misstatement. A review is limited primarily to inquiries of Company personnel and an analytical procedure applied to financial data and thus provides less assurance than an audit. We have not performed an audit and accordingly, we do not express an audit opinion.



4. Based on our review conducted as above, nothing has come to our attention that causes us to believe that the accompanying statement of unaudited standalone financial results, prepared in accordance with the applicable accounting standards and other recognized accounting practices and policies has not disclosed the information required to be disclosed in terms of Regulation 33 of the Listing Regulations, as amended, including the manner in which it is to be disclosed, or that it contains any material misstatement.

For Chaturvedi & Shah LLP

Chartered Accountants

Registration No. 101720W/ W100355

Vijay Napawaliya

Vijay Napawaliya

Partner

Membership No. 109859

UDIN: 24109859BKFCLU2170



Place: New Delhi

Date: 10th October, 2024


DEN NETWORKS LIMITED

CIN: L92490MH2007PLC344765

Registered Office: Unit No.116, First Floor, C Wing Bldg. No.2 Kailas, Industrial Complex L.B.S Marg
Park Site Vikhroli(W), Mumbai- 400079

STATEMENT OF UNAUDITED STANDALONE FINANCIAL RESULTS FOR THE QUARTER AND HALF YEAR ENDED 30TH SEPTEMBER, 2024

		(Rs. in million, except per share data)					
Particulars	Quarter Ended (Unaudited)			Half Year Ended (Unaudited)		Year Ended (Audited)	
	30th Sept'24	30th June'24	30th Sept'23	30th Sept'24	30th Sept'23	31st March'24	
1. Income							
(a) Revenue from operations	2,447.12	2,425.75	2,728.95	4,872.87	5,439.29	10,347.56	
(b) Other income	672.85	533.85	499.09	1,206.70	994.63	2,043.83	
2. Total income	3,119.97	2,959.60	3,228.04	6,079.57	6,433.92	12,391.39	
3. Expenses							
(a) Cost of traded items	70.07	32.75	36.24	102.82	72.10	129.41	
(b) Content cost	1,389.64	1,409.13	1,460.16	2,798.77	3,054.07	6,012.47	
(c) Placement fees	435.57	303.21	376.47	738.78	717.76	1,408.65	
(d) Employee benefits expense	171.40	151.99	154.14	323.39	319.01	629.26	
(e) Finance costs	5.18	5.57	6.03	10.75	12.88	24.83	
(f) Depreciation and amortisation expenses	183.98	171.99	184.23	355.97	373.86	727.93	
(g) Other expenses	387.45	401.75	380.32	789.20	701.99	1,393.48	
4. Total expenses	2,643.29	2,476.39	2,597.59	5,119.68	5,251.67	10,326.03	
5. Profit before tax (2-4)	476.68	483.21	630.45	959.89	1,182.25	2,065.36	
6. Tax expense							
(a) Current tax	-	36.79	-	36.79	-	53.96	
(b) Deferred tax	133.03	87.17	177.93	220.20	251.96	254.83	
7. Total tax expense	133.03	123.96	177.93	256.99	251.96	308.79	
8. Profit after tax (5-7)	343.65	359.25	452.52	702.90	930.29	1,756.57	
9. Other comprehensive income:							
(A) (i) Items that will not be reclassified to profit and loss	0.57	1.26	2.17	1.83	0.47	(2.37)	
(ii) Income tax effect on above	(0.14)	(0.32)	(0.55)	(0.46)	(0.12)	0.60	
(B) (i) Items that will be reclassified to profit and loss	-	-	-	-	3.40	3.40	
(ii) Income tax effect on above	-	-	-	-	(0.86)	(0.86)	
10. Total other comprehensive income	0.43	0.94	1.62	1.37	2.89	0.77	
11. Total comprehensive income (8+10)	344.08	360.19	454.14	704.27	933.18	1,757.34	
12. Paid-up equity share capital (net) (Face value Rs. 10/-)	4,767.66	4,767.66	4,767.66	4,767.66	4,767.66	4,767.66	
13. Other Equity excluding revaluation reserve						31,360.46	
14. Earnings per share (EPS) (Face value Rs. 10/-)							
(a) Basic EPS	0.72*	0.75*	0.95*	1.47*	1.95*	3.68	
(b) Diluted EPS	0.72*	0.75*	0.95*	1.47*	1.95*	3.68	
*not annualised							
See accompanying notes to the standalone financial results							



and

Notes to the standalone unaudited financial results:

- 1 The figures for the corresponding previous period / year have been regrouped / rearranged wherever considered necessary to make them comparable.
- 2 The audit committee has reviewed the above results and the Board of Directors has approved the above results and its release at their respective meetings held on 10th October, 2024. The statutory auditors of the company has carried out a limited review of the above results for the quarter and half year ended 30th September, 2024.
- 3 The Company is engaged only in the cable business hence there is no separate reportable segment as per requirements of Ind AS 108 - Operating Segments.
- 4 During the year ended 31st March 2019, the Company had allotted on preferential basis 28,14,48,000 equity shares of Rs. 72.66 each at a premium of Rs. 62.66 per share aggregating to Rs. 20,450.00 million. The proceeds of preferential allotment amounting to Rs. 20,450.00 million have been invested in mutual funds and fixed deposits, pending utilisation for the same.

**For and on behalf of the Board of Directors
of DEN NETWORKS LIMITED**





SAMEER MANCHANDA
Chairman and
Non-Executive Director
DIN: 00015459



S.N. Sharma
Chief Executive Officer

New Delhi
10th October, 2024





DEN NETWORKS LIMITED
CIN: L92490MH2007PLC344765
Registered Office: Unit No.116,First Floor,C Wing Bldg. No.2 Kailas, Industrial Complex L.B.S Marg
Park Site Vikhroli(W), Mumbai -400079
STANDALONE BALANCE SHEET

	(Rs. in million)	
Particulars	As at 30.09.2024 Unaudited	As at 31.03.2024 Audited
A. ASSETS		
1. Non-current assets		
(a) Property, plant and equipment	2,330.00	2,461.55
(b) Capital work-in-progress	168.28	157.80
(c) Other intangible assets	64.58	61.81
(d) Financial assets		
(i) Investments	6,178.23	6,307.66
(ii) Other Financial assets	25.85	25.39
(e) Deferred tax assets (net)	638.95	859.60
(f) Non-current tax assets (net)	62.41	101.52
(g) Other non-current assets	383.77	382.89
Total non-current assets	9,852.07	10,358.22
2. Current assets		
(a) Financial assets		
(i) Investments	20,694.14	16,097.52
(ii) Trade receivables	1,952.20	1,556.17
(iii) Cash and cash equivalents	188.30	171.73
(iv) Bank balances other than cash and cash equivalents	8,490.78	12,075.01
(v) Other financial assets	261.13	217.56
(b) Other current assets	585.72	515.73
Total current assets	32,172.27	30,633.72
Total assets	42,024.34	40,991.94
B. EQUITY AND LIABILITIES		
Equity		
(a) Equity share capital	4,767.66	4,767.66
(b) Other equity	32,064.73	31,360.46
Total equity	36,832.39	36,128.12
Liabilities		
1. Non-current liabilities		
(a) Financial Liabilities		
(i) Lease liabilities	215.42	229.83
(b) Provisions	92.91	88.85
(c) Other non-current liabilities	89.06	124.22
Total non-current liabilities	397.39	442.90
2. Current liabilities		
(a) Financial liabilities		
(i) Lease liabilities	28.23	25.28
(ii) Trade payables		
-dues of micro enterprises and small enterprises	7.45	5.16
-dues of creditors other than micro enterprises and small enterprises	3,604.78	3,237.48
(iii) Other financial liabilities	372.29	193.43
(b) Provisions	37.80	34.86
(c) Other current liabilities	744.01	924.71
Total current liabilities	4,794.56	4,420.92
Total liabilities	5,191.95	4,863.82
Total equity and liabilities	42,024.34	40,991.94





mp

DEN NETWORKS LIMITED
CIN: L92490MH2007PLC344765

Registered Office: Unit No.116, First Floor, C Wing Bldg. No.2 Kailas, Industrial Complex L.B.S Marg
Park Site Vikhroli(W), Mumbai -400079

UNAUDITED STANDALONE CASH FLOW STATEMENT

Particulars	Half year ended 30.09.2024	(Rs. in million) Half year ended 30.09.2023
A. Cash flow from operating activities		
Net Profit before tax as per Statement of Profit and Loss	959.89	1,182.25
Adjustments for :		
Depreciation and amortisation expense	355.97	373.86
Finance costs	10.75	12.88
Provision for capital-work-in-progress	-	2.01
Net (gain)/loss on foreign currency transactions and translation	-	0.04
Allowance on trade receivables and advances	9.11	64.38
(Profit)/ Loss on disposal of property, plant and equipment	(0.78)	(0.01)
Interest income	(354.78)	(433.00)
Net gain on sale of current investments and income on current investments	(851.05)	(545.58)
Dividend income	-	(16.04)
Liabilities/ excess provisions written back (net)	(84.81)	(209.39)
Operating profit before working capital changes	44.30	431.40
Changes in working capital:		
<u>Adjustments for (increase)/ decrease in operating assets:</u>		
Trade receivables	(346.35)	(426.88)
Other Receivables	(120.53)	(5.89)
<u>Adjustments for increase / (decrease) in operating liabilities:</u>		
Trade payables	403.57	727.78
Other Payables	(208.22)	(120.98)
Provisions	8.82	(1.60)
Cash generated from operations	(218.41)	603.83
Net income tax refunds/(paid)	5.04	(16.38)
Net cash flow from/ (used in) operating activities	(A) (213.37)	587.45
B. Cash flow from investing activities		
Capital expenditure on property, plant and equipment	(69.50)	(157.05)
Proceeds from sale of property, plant and equipment	1.96	73.00
Bank balances not considered as Cash and cash equivalents		
- Placed	(1,973.59)	(5,066.74)
- matured	5,288.19	10,767.17
Purchase of Investments	(9,731.01)	(10,825.66)
Sale of Investments	5,985.44	4,671.59
Purchase of non-current investments in Subsidiary	130.00	-
Dividend Received	-	16.04
Interest received	634.47	533.13
Net cash from / (used in) investing activities	(B) 265.96	11.48
C. Cash flow from financing activities		
Lease Payments	(21.95)	(21.61)
Fixed Deposit Pledged (Net)	(13.81)	(495.47)
Finance costs	(0.26)	(1.48)
Net cash from / (used in) financing activities	(C) (36.02)	(518.56)
Net (decrease)/increase in cash and cash equivalents	(A+B+C) 16.57	80.37
Cash and cash equivalents as at the beginning of the period	171.73	20.71
Cash and cash equivalents at the end of the period*	188.30	101.08
* Comprises:		
a. Cash on hand	0.02	0.02
b. Balance with scheduled banks		
i. in current accounts	3.78	15.26
ii. in deposit accounts		
- original maturity of 3 months or less	184.50	85.80
	188.30	101.08



Handwritten signature

Independent Auditor's Review Report on unaudited consolidated financial results of the Company Pursuant to the Regulation 33 of the SEBI (Listing Obligations and Disclosure Requirements) Regulations, 2015

To,
**The Board of Directors of
DEN NETWORKS LIMITED**

1. We have reviewed the accompanying statement of unaudited consolidated financial results of **Den Networks Limited** ("the Parent") and its subsidiaries (the parent and its subsidiaries together refer to as "the Group"), and its share of the net profit/(loss) after tax and total comprehensive income of its associates for the quarter ended 30th September, 2024 and for the period from 1st April 2024 to 30th September, 2024 ("the statement"), being submitted by the Parent pursuant to the requirement of Regulation 33 of the SEBI (Listing Obligation and Disclosure Requirements) Regulation, 2015 ("the Listing Regulations"), as amended.
2. This statement, which is the responsibility of the parent's management and approved by the Parent's Board of Directors, has been prepared in accordance with the recognition and measurement principles laid down in Indian Accounting Standard 34, Interim Financial Reporting (Ind AS 34) as prescribed under Section 133 of the Companies Act, 2013 read with relevant rules issued thereunder and other accounting principles generally accepted in India. Our responsibility is to express a conclusion on the statement based on our review.
3. We conducted our review of the statement in accordance with the Standard on Review Engagement (SRE) 2410, "Review of Interim Financial Information Performed by the Independent Auditor of the Entity" issued by the Institute of Chartered Accountants of India. A review of interim financial information consists of making enquiries, primarily of persons responsible for financial and accounting matters, and applying analytical and other review procedures. A review is substantially less in scope than an audit conducted in accordance with Standards on Auditing and consequently does not enable us to obtain assurance that we would become aware of all significant matters that might be identified in an audit. Accordingly, we do not express an audit opinion.



We also performed procedures in accordance with the circular no. CIR/CFD/CMD1/44/2019 issued by the Securities and Exchange Board of India under Regulation 33 (8) of the Listing Regulations, as amended, to the extent applicable.

4. The statement includes the results of the entities listed in Annexure A.
5. Based on our review conducted and procedures performed as stated in paragraph 3 above and based on the consideration of the review reports of the other auditors referred to in paragraph 6 below, nothing has come to our attention that causes us to believe that the accompanying statement of unaudited consolidated financial results, prepared in accordance with the recognition and measurement principles laid down in the aforesaid Indian Accounting Standard and other accounting principles generally accepted in India, has not disclosed the information required to be disclosed in terms of Regulation 33 of the Listing Regulations, as amended, including the manner in which it is to be disclosed, or that it contains any material misstatement.
6. We did not review the interim financial information/financial results of 32 subsidiaries included in the unaudited consolidated financial results, whose interim financial information/financial results reflect total assets of Rs.4,730.26 million as at 30th September, 2024, total revenue of Rs.1,233.15 million and Rs.2,159.56 million, total net profit/(loss) after tax Rs.154.51 million and Rs.205.14 million and total comprehensive income of Rs.154.62 million and Rs.205.36 million for the quarter ended 30th September, 2024 and for the period from 1st April, 2024 to 30th September, 2024 respectively, and cash outflow (net) of Rs.46.67 million for the period from 1st April, 2024 to 30th September, 2024, The unaudited consolidated financial results also include the Group's share of net profit/(loss) after tax of Rs. (2.00) million and Rs.(18.25) million and total comprehensive income of Rs.(1.97) million and Rs.(18.26) million for the quarter ended 30th September, 2024 and for the period from 1st April, 2024 to 30th September, 2024, as considered in the unaudited consolidated financial results in respect of 5 associates. These interim financial information/financial results have been reviewed by other auditors, whose reports have been furnished to us by the Management and our conclusion on the statement, in so far as it relates to the amount and disclosures included in respect of these subsidiaries and associates is based solely on the reports of the other auditors and procedures performed by us as stated in paragraph 3 above.



Our conclusion on the statement is not modified in respect of the above matters with respect to our reliance on the work done and the report of other auditors.

For Chaturvedi & Shah LLP

Chartered Accountants

Registration No. 101720W/ W100355

Vijay Napawaliya

Vijay Napawaliya

Partner

Membership No. 109859

UDIN: 24109859BKFCLV6463



Place: New Delhi

Date: 10th October, 2024

Annexure A

List of entities consolidated

a) Subsidiaries

S. No. Name of Company

- 1 Den Broadband Limited
- 2 Futuristic Media and Entertainment Limited
- 3 Den Budaun Cable Network Private Limited
- 4 Den F K Cable TV Network Private Limited
- 5 Den Satellite Cable TV Network Limited
- 6 Meerut Cable Network Private Limited
- 7 Den Kashi Cable Network Limited
- 8 Kishna Den Cable Networks Private Limited
- 9 Bhadohi Den Entertainment Private Limited
- 10 Eminent Cable Network Private Limited
- 11 Rose Entertainment Private Limited
- 12 Mansion Cable Network Private Limited
- 13 Den Malayalam Telenet Private Limited
- 14 Drashti Cable Network Limited
- 15 Mahadev Den Cable Network Limited
- 16 Den Rajkot City Communication Private Limited
- 17 Galaxy Den Media & Entertainment Private Limited
- 18 Den-Manoranjan Satellite Private Limited
- 19 Den Nashik City Cable Network Private Limited
- 20 Den Supreme Satellite Vision Private Limited
- 21 Den Discovery Digital Networks Private Limited
- 22 Den Premium Multilink Cable Network Private Limited
- 23 Radiant Satellite (India) Private Limited
- 24 Srishti Den Networks Limited
- 25 Den Enjoy Cable Networks Private Limited
- 26 Den Enjoy Navaratan Network Private Limited
- 27 Den Fateh Marketing Private Limited
- 28 Mahavir Den Entertainment Private Limited
- 29 Den Ambey Cable Networks Private Limited
- 30 VBS Digital Distribution Network Limited
- 31 Den Mod Max Cable Network Private Limited
- 32 Den Saya Channel Network Limited
- 33 Libra Cable Network Limited

b) Associate entities

S. No. Name of Company

- 1 Den Satellite Network Private Limited
- 2 DEN New Broad Communication Private Limited
- 3 Konark IP Dossiers Private Limited
- 4 DEN ABC Cable Network Ambarnath Private Limited
- 5 DEN ADN Network Private Limited



DEN NETWORKS LIMITED
CIN: L92490MH2007PLC344765
Registered Office: Unit No.- 116, First Floor, C Wing Bldg. No. 2, Kailas Industrial complex, L.B.S. Marg, Park Site, Vikhroli (W), Mumbai-400079
STATEMENT OF CONSOLIDATED UNAUDITED FINANCIAL RESULTS FOR THE QUARTER AND HALF YEAR ENDED 30TH SEPTEMBER, 2024

Particulars		(Rs. in million except per share data)					
		Quarter Ended (Unaudited)			Half Year Ended (Unaudited)		Year Ended (Audited)
		30th Sept'24	30th June'24	30th Sept'23	30th Sept'24	30th Sept'23	31st Mar'24
1. Income							
(a) Revenue from operations	2,490.80	2,475.28	2,766.13	4,966.08	5,497.94	10,807.48	
(b) Other income	691.83	551.99	515.85	1,243.82	1,014.11	2,069.37	
2. Total income	3,182.63	3,027.27	3,281.98	6,209.90	6,512.05	12,876.85	
3. Expenses							
(a) Content cost	1,402.93	1,422.64	1,474.75	2,825.57	3,083.22	6,070.64	
(b) Employee benefits expense	207.96	188.24	199.87	396.20	411.51	796.78	
(c) Finance costs	5.18	5.57	6.21	10.75	13.44	25.74	
(d) Depreciation and amortisation expense	274.09	256.89	287.50	530.98	568.06	1,128.10	
(e) Other expenses	601.54	582.97	660.49	1,184.51	1,262.59	2,392.65	
4. Total expenses	2,491.70	2,456.31	2,628.82	4,948.01	5,338.82	10,413.91	
5. Profit before share in profit/ (loss) of associates and tax expense (2-4)	690.93	570.96	653.16	1,261.89	1,173.23	2,462.94	
6. Share of profit/ (loss) of associates	(2.00)	(16.25)	(13.57)	(18.25)	(33.72)	(16.68)	
7. Profit before tax (5+6)	688.93	554.71	639.59	1,243.64	1,139.51	2,446.26	
8. Tax expense							
(a) Current tax	27.23	37.39	0.50	64.62	2.20	55.60	
(b) Deferred tax	145.21	84.41	183.04	229.62	258.46	262.72	
9. Total tax expense	172.44	121.80	183.54	294.24	260.66	318.32	
10. Profit after tax (7-9)	516.49	432.91	456.05	949.40	878.85	2,127.94	
11. Other comprehensive income:							
(A) (i) Items that will not be reclassified to profit and loss	0.67	1.38	2.08	2.05	1.48	3.32	
(ii) Income tax effect on above	(0.14)	(0.32)	(0.55)	(0.46)	(0.12)	0.46	
(iii) Share of other comprehensive income in associates to the extent that will not be reclassified to profits and loss	0.03	(0.04)	0.00	(0.01)	0.01	(0.10)	
(B) (i) Items that will be reclassified to profit and loss	-	-	-	-	3.40	3.40	
(ii) Income tax effect on above	-	-	-	-	(0.86)	(0.86)	
12. Total other comprehensive income	0.56	1.02	1.53	1.58	3.91	6.22	
13. Total comprehensive income (10+12)	517.05	433.93	457.58	950.98	882.76	2,134.16	
14. Profit / (Loss) attributable to :							
- Owners of the Company	520.51	455.16	456.82	975.67	883.05	2,146.50	
- Non-controlling interest	(4.02)	(22.25)	(0.77)	(26.27)	(4.20)	(18.56)	
	516.49	432.91	456.05	949.40	878.85	2,127.94	
15. Other comprehensive income attributable to :							
- Owners of the Company	0.49	0.95	1.52	1.44	3.90	5.64	
- Non-controlling interest	0.07	0.07	0.01	0.14	0.01	0.58	
	0.56	1.02	1.53	1.58	3.91	6.22	
16. Total comprehensive income attributable to :							
- Owners of the Company	521.00	456.11	458.34	977.11	886.95	2,152.14	
- Non-controlling interest	(3.95)	(22.18)	(0.76)	(26.13)	(4.19)	(17.98)	
	517.05	433.93	457.58	950.98	882.76	2,134.16	
17. Paid-up equity share capital (net) (Face value Rs. 10/-)	4,767.66	4,767.66	4,767.66	4,767.66	4,767.66	4,767.66	
18. Other equity (excluding revaluation reserve)						29,433.40	
19. Earnings per share (EPS) (Face value Rs. 10/-)							
(a) Basic	1.09*	0.95*	0.96*	2.05*	1.85*	4.50	
(b) Diluted	1.09*	0.95*	0.96*	2.05*	1.85*	4.50	
*not annualised							
See accompanying notes to the consolidated financial results							



ml

Notes to the consolidated unaudited financial results:

- 1 The figures for the corresponding previous period / year have been regrouped / rearranged wherever considered necessary to make them comparable.
- 2 The consolidated financial results relate to DEN NETWORKS LIMITED ('the Company' or 'the Parent Company'), its subsidiaries companies and its associates, collectively referred to as 'the Group'.
- 3 The audit committee has reviewed the above results and the Board of Directors has approved the above results and its release at their respective meetings held on 10th October 2024. The Statutory Auditors of the Company has carried out a limited review of abovesaid results.
- 4 During the year ended 31 March 2019, the Company had allotted on preferential basis 28,14,48,000 equity shares of Rs. 72.66 each at a premium of Rs. 62.66 per share aggregating to Rs. 20,450.00 million. The proceeds of preferential allotment amounting to Rs. 20,450.00 million have been invested in mutual funds and fixed deposits, pending utilisation for the same.



**For and on behalf of the Board of Directors
of DEN NETWORKS LIMITED**

SAMEER MANCHANDA
Chairman and Non-Executive Director
DIN: 00015459


S.N. Sharma
Chief Executive Officer

New Delhi
10th October, 2024



DEN NETWORKS LIMITED
CIN: L92490MH2007PLC344765
Registered Office: Unit No.- 116, First Floor, C Wing Bldg. No. 2, Kailas Industrial complex, L.B.S. Marg, Park Site, Vikhroli (W), Mumbai-400079
UNAUDITED CONSOLIDATED SEGMENT INFORMATION FOR THE QUARTER AND HALF YEAR ENDED 30TH SEPTEMBER, 2024

Particulars	(Rs. in million)					
	Quarter Ended (Unaudited)			Half Year Ended (Unaudited)		Year Ended (Audited)
	30th Sept'24	30th June'24	30th Sept'23	30th Sept'24	30th Sept'23	31st Mar'24
Segment Revenue						
(a) Cable distribution network	2,374.26	2,354.06	2,680.59	4,728.32	5,334.69	10,440.31
(b) Broadband	116.54	121.22	85.54	237.76	163.25	367.17
Total	2,490.80	2,475.28	2,766.13	4,966.08	5,497.94	10,807.48
Segment Results						
(a) Cable distribution network	(20.66)	(4.68)	203.11	(25.34)	297.36	533.39
(b) Broadband	24.94	29.22	(59.59)	54.16	(124.80)	(114.08)
Total	4.28	24.54	143.52	28.82	172.56	419.31
Add/(Less) :						
i. Finance costs	(5.18)	(5.57)	(6.21)	(10.75)	(13.44)	(25.74)
ii. Other income	691.83	551.99	515.85	1,243.82	1,014.11	2,069.37
Profit before share in profit/ (loss) of associates and tax expense	690.93	570.96	653.16	1,261.89	1,173.23	2,462.94
Add : Share of profit/(loss) of associates	(2.00)	(16.25)	(13.57)	(18.25)	(33.72)	(16.68)
Profit before tax	688.93	554.71	639.59	1,243.64	1,139.51	2,446.26
Less: Tax expense	172.44	121.80	183.54	294.24	260.66	318.32
Profit after tax	516.49	432.91	456.05	949.40	878.85	2,127.94
Segment Assets						
(a) Cable distribution network	9,114.95	8,987.21	9,501.20	9,114.95	9,501.20	8,870.21
(b) Broadband	403.85	375.61	414.37	403.85	414.37	437.03
Total segment assets	9,518.80	9,362.82	9,915.57	9,518.80	9,915.57	9,307.24
Add: Unallocated assets	31,133.49	30,721.69	29,027.37	31,133.49	29,027.37	29,958.25
Total assets	40,652.29	40,084.51	38,942.94	40,652.29	38,942.94	39,265.49
Segment Liabilities						
(a) Cable distribution network	4,792.36	4,756.23	5,223.36	4,792.36	5,223.36	4,344.21
(b) Broadband	274.86	259.76	319.18	274.86	319.18	286.49
Total segment liabilities	5,067.22	5,015.99	5,542.54	5,067.22	5,542.54	4,630.70
Add: Unallocated liabilities	-	-	-	-	-	-
Total liabilities	5,067.22	5,015.99	5,542.54	5,067.22	5,542.54	4,630.70



MP

DEN NETWORKS LIMITED
CIN: L92490MH2007PLC344765
Registered Office: Unit No.- 116, First Floor, C Wing Bldg. No. 2, Kailas Industrial complex,
L.B.S. Marg, Park Site, Vikhroli (W), Mumbai -400079

CONSOLIDATED BALANCE SHEET AS AT 30TH SEPTEMBER, 2024

(Rs. in million)

Particulars	As at 30.09.2024 Unaudited	As at 31.03.2024 Audited
A. ASSETS		
1. Non-current assets		
(a) Property, plant and equipment	3,289.70	3,533.40
(b) Capital work-in-progress	210.43	180.59
(c) Goodwill on consolidation	1,530.11	1,530.11
(d) Other intangible assets	70.26	84.36
(e) Financial assets		
(i) Investments	632.23	650.49
(ii) Other financial assets	33.12	32.67
(f) Non-current tax assets (net)	206.94	181.63
(g) Deferred tax assets (net)	904.54	1,134.62
(h) Other non-current assets	578.40	569.32
Total non-current assets	7,455.73	7,897.19
2. Current assets		
(a) Financial assets		
(i) Investments	21,223.04	16,437.70
(ii) Trade receivables	1,439.37	1,091.84
(iii) Cash and cash equivalents	235.22	265.57
(iv) Bank balances other than cash and cash equivalents	9,042.93	12,604.42
(v) Other financial assets	480.83	270.45
(b) Other current assets	775.17	698.32
Total current assets	33,196.56	31,368.30
Total assets	40,652.29	39,265.49
B. EQUITY AND LIABILITIES		
Equity		
(a) Equity share capital	4,767.66	4,767.66
(b) Other equity	30,398.40	29,433.40
Equity attributable to owners of the Company	35,166.06	34,201.06
Non-controlling interests	419.01	433.73
Total equity	35,585.07	34,634.79
Liabilities		
1. Non-current liabilities		
(a) Financial liabilities		
(i) Lease liabilities	215.42	229.83
(b) Provisions	118.76	112.34
(c) Other non-current liabilities	147.78	185.14
Total non-current liabilities	481.96	527.31
2. Current liabilities		
(a) Financial liabilities		
(i) Lease liabilities	28.23	25.28
(ii) Trade payables		
-Total outstanding dues of micro enterprises and small enterprises	8.97	6.27
-Total outstanding dues of creditors other than micro enterprises and small enterprises	3,050.84	2,618.22
(iii) Other financial liabilities	356.65	196.45
(b) Provisions	44.66	41.73
(c) Other current liabilities	1,095.91	1,215.44
Total current liabilities	4,585.26	4,103.39
Total liabilities	5,067.22	4,630.70
Total equity and liabilities	40,652.29	39,265.49



[Handwritten signature]

DEN NETWORKS LIMITED
CIN: L92490MH2007PLC344765
Registered Office: Unit No.- 116, First Floor, C Wing Bldg. No. 2, Kailas Industrial complex, L.B.S. Marg,
Park Site, Vikhroli (W), Mumbai -400079
UNAUDITED CONSOLIDATED CASH FLOW STATEMENT FOR HALF YEAR ENDED 30TH SEPTEMBER, 2024

(Rs. in million)

Particulars	Half Year Ended 30.09.2024	Half Year Ended 30.09.2023
A. Cash flow from operating activities		
Net Profit Before Tax as per Consolidated Statement of Profit and Loss	1,243.64	1,139.51
Adjustments for :		
Depreciation and amortisation expense	530.98	568.06
Finance costs	10.75	13.44
Net (gain)/loss on foreign currency transactions and translation	(0.01)	0.23
Provision for Impairment of capital-work-in-progress	1.33	3.80
Allowance on trade receivables , advances, Loans & interest thereon	3.07	68.33
Net (gain) / Loss on sale of property, plant and equipment	(3.16)	0.22
Property, plant and equipment/ capital work-in-progress written off	-	0.03
Interest income	(371.46)	(453.26)
Net gain on sale of current investments and income on current investment	(869.09)	(560.85)
Liabilities/ excess provisions written back (net)	(98.56)	(224.08)
Share of Profit / (Loss) from associates	18.25	33.72
Operating profit before working capital changes	465.74	589.15
Changes in working capital:		
<u>Adjustments for (increase)/ decrease in operating assets:</u>		
Trade receivables	(299.22)	(551.85)
Other receivables	(295.04)	(46.92)
<u>Adjustments for increase / (decrease) in operating liabilities:</u>		
Trade payables	475.88	832.47
Other payables	(136.07)	(146.01)
Provisions	11.40	0.44
Cash generated from operations	222.69	677.28
Net income tax (paid) / refunds	(87.17)	(24.26)
Net cash flow from operating activities	(A) 135.52	653.02
B. Cash flow from investing activities		
Capital expenditure on property, plant and equipment including capital advances	(167.10)	(247.27)
Proceeds from sale of property, plant and equipment	4.81	1.55
Bank balances not considered as Cash and cash equivalents		
- Placed		
- Matured	(2,058.42)	(5,199.40)
Purchase of Investments	5,352.01	10,837.43
Sale of Investments	(10,115.43)	(11,090.87)
Movement of Loan (net)	6,198.48	5,012.73
Interest received	6.00	8.50
Net cash from / (used in) investing activities	(B) (129.30)	(126.28)
C. Cash flow from financing activities		
Dividend paid to non- controlling interest of subsidiaries	-	(10.26)
Fixed deposit (pledged)	(14.36)	(493.22)
Lease payments	(21.95)	(21.61)
Finance costs	(0.26)	(2.04)
Net cash from / (used in) financing activities	(C) (36.57)	(527.13)
Net Increase / (decrease) in cash and cash equivalents	(A+B+C) (30.35)	(0.39)
Cash and cash equivalents as at the beginning of the period	265.57	157.65
Cash and cash equivalents at the end of the period*	235.22	157.26
*Comprises:		
a. Cash on hand	3.92	3.06
b. Balance with scheduled banks		
i. in current accounts	46.80	68.40
ii. in deposit accounts		
-original maturity of 3 months or less	184.50	85.80
	235.22	157.26



and