

Dated: 12-11-2024

To,
The Manager (Listing),
The Bombay Stock Exchange
BSE Limited,
Phiroze Jeejeebhoy Towers,
Dalal Street, Mumbai - 400001

Sub: - Outcome of Board Meeting.

Dear Sir,

Scrip Code: 531041

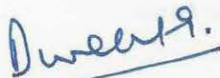
In terms of Regulation 3D, 33, 47 and any other applicable Regulation, if any of the SEBI (Listing Obligation and Disclosure Requirements) Regulations, 2015, this is to inform you that the Board of Directors of the Company in their meeting has consider and approved, inter-alia, the following:

- a) Un-audited Financial Results for Quarter and Half year ended on September 30, 2024 were approved;

The meeting commenced at 5:00 p.m. and concluded at 7:00 p.m.

You are requested to take the above information on record,

Yours truly,
For Competent Automobiles Co. Limited



Deepak Mehta
CFO

Standalone Statement of Unaudited Financial Results for the Quarter and Half Year Ended 30-09-2024

Sr.	Particulars	Quarter Ended			Half Year Ended		Year ended
		30.09.2024	30.06.2024	30.09.2023	30.09.2024	30.09.2023	31.03.2024
		Unaudited	Unaudited	Unaudited	Unaudited	Unaudited	Audited
I	Revenue from Operations	45,481.12	47,348.59	47,118.90	92,829.71	94,918.67	2,11,727.68
II	Other Non Operating Revenue	159.91	178.64	144.60	338.55	321.12	721.33
III	Total Revenue (I+II)	45,641.03	47,527.23	47,263.50	93,168.26	95,239.79	2,12,449.01
IV	Expenses						
	a) Cost of materials consumed	-	-	-	-	-	-
	b) Purchases of stock-in-trade	41,308.32	46,224.91	47,850.72	87,533.23	93,509.17	1,97,012.22
	c) Changes in inventories of finished goods, work-in-progress and stock-in-trade	(1,455.82)	(4,566.77)	(5,613.90)	(6,022.59)	(8,672.19)	(7,409.31)
	d) Employee benefits expense	2,213.42	2,160.94	1,922.85	4,374.36	3,706.66	8,122.28
	e) Finance Cost	708.53	696.24	565.01	1,404.77	1,092.60	2,303.51
	e) Depreciation and amortisation expense	702.37	654.81	584.11	1,357.18	1,133.66	2,401.53
	f) Other expenses	1,657.55	1,611.13	1,331.21	3,268.68	3,062.35	6,113.88
	Total expenses	45,134.37	46,781.26	46,640.00	91,915.63	93,832.25	2,08,544.11
V	Profit before Exceptional and Tax (III - IV)	506.66	745.97	623.50	1,252.63	1,407.54	3,904.91
VI	Exceptional Items	-	-	-	-	-	46.55
VII	Profit before tax (V - VI)	506.66	745.97	623.50	1,252.63	1,407.54	3,858.35
VIII	Tax expense						
	Current Tax	133.00	203.00	246.00	336.00	470.00	1,005.00
	Deferred Tax	10.21	(32.49)	(88.21)	(22.28)	(104.36)	42.81
	Income Tax Of Earlier Year	-	-	-	-	-	54.28
IX	Profit (Loss) for the period from continuing operations (VII - VIII)	363.44	575.46	465.71	938.90	1,041.90	2,756.26
X	Profit/(loss) from discontinuing operations						
XI	Tax expense of discontinuing operations	-	-	-	-	-	-
XII	Profit/(loss) from discontinuing operations (after tax) (X - XI)						
XIII	Profit (Loss) for the period (IX + XII)	363.44	575.46	465.71	938.90	1,041.90	2,756.26
XIV	Other Comprehensive Income						
	A (i) Items that will not be reclassified to profit or loss	2.09	2.08	-	4.17	-	283.10
	(ii) Income tax relating to items that will not be classified to profit or loss	0.53	0.52	-	1.05	-	2.10
	B (i) Items that will be reclassified to profit or loss	-	-	-	-	-	-
	(ii) Income tax relating to items that will be classified to profit or loss	-	-	-	-	-	-
	Total Other Comprehensive Income	2.62	2.60	-	5.22	-	285.20
XV	Total Comprehensive Income for the period (XIII + XIV)	366.06	578.06	465.71	944.12	1,041.90	3,041.46
XVI	Paid-up equity share capital (Face Value of Rs.10/- Each)	614.60	614.60	614.60	614.60	614.60	614.60
XVII	Earnings per equity share						
	(a) Basic	5.91	9.36	7.58	15.28	16.95	45.60
	(b) Diluted	5.91	9.36	7.58	15.28	16.95	45.60



Standalone Segment wise Revenue, Results and Capital Employed for the Quarter and Half Year Ended 30-09-2024

(Rs. in Lacs)

Sr.	Particulars	Quarter Ended			Half Year Ended		Year Ended
		30.09.2024	30.06.2024	30.09.2023	30.09.2024	30.09.2023	31.03.2024
		Unaudited	Unaudited	Unaudited	Unaudited	Unaudited	Audited
1	Segment Revenue						
	(a) Showroom	41,506.67	43,562.42	43,800.42	85,069.09	88,138.10	1,97,588.80
	(b) Service & Spares	3,974.45	3,786.17	3,318.48	7,760.62	6,780.58	14,143.29
	Total	45,481.12	47,348.59	47,118.90	92,829.71	94,918.68	2,11,732.09
	Less: Inter Segment Revenue	-	-	-	-	-	-
	Net Sales/Income from Operations	45,481.12	47,348.59	47,118.90	92,829.71	94,918.68	2,11,732.09
2	Segment Results						
	(Profit before unallocable exp./ income, finance cost & Tax)						
	(a) Showroom	648.45	588.46	687.00	1,236.91	1,280.97	3,913.32
	(b) Service & Spares	555.77	526.16	356.91	1,081.93	898.05	1,527.21
	Sub - Total	1,204.22	1,114.62	1,043.91	2,318.84	2,179.02	5,440.53
	Less: i) Finance Cost	865.66	539.11	565.01	1,404.77	1,092.60	2,303.51
	Add: i) Un-allocable income	168.09	170.46	144.60	338.55	321.12	721.33
	Total Profit Before Tax	506.65	745.97	623.50	1,252.62	1,407.54	3,858.35
3	Capital Employed*						60,545.72

* Capital Employed in the company business are common in nature and can not be attributed to a specific segment (i.e. Showroom and Service & Spares). It is not practical to provide segmental distribution of capital employed since segregation of the available data could be erroneous.

Standalone Statement of Assets & Liabilities as on Half Year Ended 30th September 2024

(Rs. in lacs)

PARTICULARS	As on	As on
	30.09.2024	30.09.2023
	Unaudited	Unaudited
ASSETS		
1. Non-Current Assets		
a) Property, Plant and Equipment	19,632.68	13,264.85
b) Capital Work-in-Progress	28.00	253.82
c) Right of use Assets	5,541.06	5,186.99
d) Financial Assets		
i) Investments	6,054.75	5,770.00
ii) Other financial assets	1,942.21	2,881.00
f) Deferred Tax Assets (Net)	490.88	581.91
g) Other Non Current Assets	1,682.29	565.08
2. Current Assets		
a) Inventories	24,591.86	19,839.73
b) Financial Assets		
i) Trade Receivables	6,847.94	3,959.82
ii) Cash and Bank Balances	604.83	886.40
iii) Bank Balances other than (ii) above	466.48	6.02
iv) Other Current Financial Assets	4,831.57	4,877.45
c) Other Current Assets	6,300.55	6,336.66
Total Assets	79,015.11	64,409.73
EQUITY & LIABILITIES		
Equity		
a) Equity Share Capital	627.85	627.85
b) Other Equity	34,519.83	31,400.05
LIABILITIES		
1. Non-Current Liabilities		
a) Financial Liabilities		
i) Borrowings	111.53	-
ii) other Financial Liabilities	536.61	271.58
iii) Lease liability	5,358.71	4,847.37
Other non-current liabilities	378.42	258.71
Non-Current Provisions	1,004.43	-
2. Current Liabilities		
a) Financial Liabilities		
i) Borrowings	33,028.44	24,104.62
ii) Trade Payables due to:		
Micro and Small Enterprises	39.49	43.46
Other than Micro and Small Enterprises	855.96	429.00
iii) Other financial liabilities	789.50	775.64
iv) Lease Liability	1,010.85	915.50
b) other Current Liabilities	688.26	735.95
Current Provisions	65.22	-
Total Equity & Liabilities	79,015.11	64,409.73





PARTICULARS	As on	As on
	30.09.2024	30.09.2023
	Unaudited	Unaudited
CASH FLOW FROM OPERATING ACTIVITIES		
Net profit before tax	1252.63	1407.54
Adjustments for :		
Depreciation and Amortisation	1,357.18	1,133.66
Loss/(Profit) on Sale of Property, Plant & Equipments	(0.38)	(17.65)
Impact On Lease Modification / Termination	-	(11.35)
Provision for Impairment of Property, Plant & Equipments	20.00	22.11
Cost on Post Employment Benefits (Gratuity)	(33.85)	-
Lease Rent Accruals	(8.59)	-
Financial Costs	1,404.77	1,092.60
Interest Income	(188.23)	(210.12)
Operating gain before working capital changes (A)	3,803.52	3,416.79
Changes in working capital:		
(Increase)/ Decrease in Inventories	(6,022.59)	(8,672.19)
(Increase)/Decrease in Trade Receivables	(514.38)	478.06
(Increase)/Decrease in Current, Non-current Assets and A	(801.32)	(852.31)
Increase/(Decrease) in Current, Non-current Liabilities and	590.78	137.65
Working Capital changes (B)	(6,747.51)	(8,908.79)
Cash generated from Operating activities before Taxes (A)	(2,943.99)	(5,492.00)
Direct Taxes paid (net of refunds)	(455.98)	(189.07)
Net cash generated from/ (used in) Operating activities	(3,399.97)	(5,681.07)
CASH FLOW FROM INVESTING ACTIVITIES		
Purchase of Property, Plant & Equipments	(1,241.60)	(612.10)
Additions to Capital Work-in-Progress	(10.86)	(209.85)
Proceeds from Sale of Property, Plant & Equipments	19.66	63.37
Interest received	188.23	210.12
(Increase) / Decrease in Fixed Deposits	(888.78)	(1,137.53)
Net cash generated from / (used in) investing activities	(1,933.35)	(1,685.98)
CASH FLOW FROM FINANCING ACTIVITIES		
Proceeds from Bank and other Borrowings	6,872.62	7,311.86
Proceeds from Long Term Bank Borrowings	(13.34)	-
Repayment of lease liability	(815.63)	(714.09)
Financial expenses paid	(1,088.67)	(848.30)
Dividend paid	(61.46)	(61.46)
Net cash generated from/ (used in) financing activities	4,893.52	5,688.01
INCREASE/ (DECREASE) IN CASH AND CASH EQUIVALENT	(439.80)	(1,679.04)
Cash and Bank balance at the beginning of the year	1,511.11	2,571.46
Effect of exchange gain on cash and cash equivalents		
Cash and Bank balance at the end of the year	1,071.31	892.41
Component of Cash and Bank balance		
Cash and cash equivalents include :		
Cash on hand	95.66	81.94
Cheques on hand	24.27	26.04
Balances with Banks:		
Deposit accounts	-	-
Current accounts	484.90	778.42
Bank Overdraft	-	-
Cash and cash equivalents at the end of the year	604.83	886.40
Add:		
Fixed deposits with original maturity of less than 90 days	400.00	-
Unpaid Dividend	66.48	6.02
Cash and Bank balances at the end of the year	1,071.31	892.41



**Notes:**

- 1 The above results have been reviewed and recommended for adoption by the Audit Committee and approved by the Board of Directors at their respective meetings held on 12th November 2024.
The above financial results have been prepared in accordance with the recognition and measurement principles of accounting standards generally accepted in
- 2 India, including the Indian Accounting Standards ("Ind AS") prescribed under section 133 of the Companies Act, 2013 read with relevant rules notified thereunder and in compliance with Regulation 33 of the SEBI (Listing Obligation and Disclosure Requirements) Regulations, 2015.
- 3 The Statutory Auditors have carried out the Limited Review of the financial results prepared in accordance with Ind AS.
- 4 The segment wise information as stated above have been furnished for each of the reportable primary segments as identified in accordance with Ind AS - 108 under the Companies (Indian Accounting Standard) Rules, 2015 readwith Regulation 33 of Securities Exchange Board of India (Listing Obligations and Disclosure
- 5 The definitions of the business segmentation and the activities encompassed therein are as follows:
 - a) Showroom : Purchase and Sale of Vehicles manufactured by Maruti Suzuki India Limited.
 - b) Services & Spares : Servicing of Maruti Vehicles and Sale of their spare parts.
- 6 The MD/CEO & CFO certificate in respect of the above results in terms of regulation 33 of SEBI (Listing obligations and disclosure requirements) Regulations, 2015 has been placed before the board.
- 7 Previous year figures have been restated, regrouped and rearranged wherever required to confirm to the current period's presentation.



For Competent Automobiles Co. Ltd.


Raj Chopra
Chairman & Managing Director

Place: New Delhi

Date: November 12, 2024

Consolidated Statement of Unaudited Financial Results for the Quarter and Half Year Ended 30-09-2024

Sr.	Particulars	Quarter Ended		Half Year Ended	Year ended
		30.09.2024	30.06.2024	30.09.2024	31.03.2024
		Unaudited	Unaudited	Unaudited	Audited
I	Revenue from Operations	45,481.12	47,348.59	92,829.71	2,11,727.68
II	Other Non Operating Revenue	159.91	178.64	338.55	721.33
III	Total Revenue (I+II)	45,641.03	47,527.23	93,168.26	2,12,449.01
IV	Expenses				
	a) Cost of materials consumed	-	-	-	-
	b) Purchases of stock-in-trade	41,308.32	46,224.91	87,533.23	1,97,012.22
	c) Changes in inventories of finished goods, work-in-progress and stock-in-trade	(1,455.82)	(4,566.77)	(6,022.59)	(7,409.31)
	d) Employee benefits expense	2,213.42	2,160.94	4,374.36	8,122.28
	e) Finance Cost	708.53	696.24	1,404.77	2,303.51
	e) Depreciation and amortisation expense	702.37	654.81	1,357.18	2,401.53
	f) Other expenses	1,657.55	1,611.13	3,268.68	6,113.88
	Total expenses	45,134.37	46,781.26	91,915.63	2,08,544.11
V	Profit before Exceptional and Tax (III - IV)	506.66	745.97	1,252.63	3,904.91
VI	Exceptional Items	-	-	-	46.55
VII	Profit before tax (V - VI)	506.66	745.97	1,252.63	3,858.35
VIII	Tax expense				
	Current Tax	133.00	203.00	336.00	1,005.00
	Deferred Tax	10.21	(32.49)	(22.28)	42.81
	Income Tax Of Earlier Year	-	-	-	54.28
IX	Profit (Loss) for the period from continuing operations (VII - VIII)	363.44	575.46	938.90	2,756.26
X	Profit/(loss) from discontinuing operations				
XI	Tax expense of discontinuing operations	-	-	-	-
XII	Profit/(loss) from discontinuing operations (after tax) (X - XI)				
XIII	Profit (Loss) for the period (IX + XII)	363.44	575.46	938.90	2,756.26
XIV	Other Comprehensive Income				
	A (i) Items that will not be reclassified to profit or loss	2.09	2.08	4.17	283.10
	(ii) Income tax relating to items that will not be classified to profit or loss	0.53	0.52	1.05	2.10
	B (i) Items that will be reclassified to profit or loss	-	-	-	-
	(ii) Income tax relating to items that will be classified to profit or loss	-	-	-	-
	Total Other Comprehensive Income	2.62	2.60	5.22	285.20
XV	Total Comprehensive Income for the period (XIII + XIV)	366.06	578.06	944.12	3,041.46
XVI	Paid-up equity share capital (Face Value of Rs.10/- Each)	614.60	614.60	614.60	614.60
XVII	Earnings per equity share				
	(a) Basic	5.91	9.36	15.28	45.60
	(b) Diluted	5.91	9.36	15.28	45.60



Consolidated Segment wise Revenue, Results and Capital Employed for the Quarter and Half Year Ended 30-09-2024

(Rs. in Lacs)

Sr.	Particulars	Quarter Ended		Half Year Ended	Year Ended
		30.09.2024	30.06.2024	30.09.2024	31.03.2024
		Unaudited	Unaudited	Unaudited	Audited
1	Segment Revenue				
	(a) Showroom	41,506.67	43,562.42	85,069.09	1,97,588.80
	(b) Service & Spares	3,974.45	3,786.17	7,760.62	14,143.29
	Total	45,481.12	47,348.59	92,829.71	2,11,732.09
	Less: Inter Segment Revenue	-	-	-	-
	Net Sales/Income from Operations	45,481.12	47,348.59	92,829.71	2,11,732.09
2	Segment Results				
	(Profit before unallocable exp./ income, finance cost & Tax)				
	(a) Showroom	648.45	588.46	1,236.91	3,913.32
	(b) Service & Spares	555.77	526.16	1,081.93	1,527.21
	Sub - Total	1,204.22	1,114.62	2,318.84	5,440.53
	Less: i) Finance Cost	865.66	539.11	1,404.77	2,303.51
	Add: i) Un-allocable income	168.09	170.46	338.55	721.33
	Total Profit Before Tax	506.65	745.97	1,252.62	3,858.35
3	Capital Employed*				60,545.72

* Capital Employed in the company business are common in nature and can not be attributed to a specific segment (i.e. Showroom and Service & Spares). It is not practical to provide segmental distribution of capital employed since segregation of the available data could be erroneous.



Consolidated Statement of Assets & Liabilities as on Half Year Ended 30th September 2024

(Rs. in lacs)


PARTICULARS	As on 30.09.2024
	Unaudited
ASSETS	
1. Non-Current Assets	
a) Property, Plant and Equipment	19,632.68
b) Capital Work-in-Progress	52.05
c) Right of use Assets	5,541.06
d) Financial Assets	
i) Investments	6,044.75
ii) Other financial assets	1,942.21
f) Deferred Tax Assets (Net)	490.88
g) Other Non Current Assets	1,900.25
2. Current Assets	
a) Inventories	24,591.86
b) Financial Assets	
i) Trade Receivables	6,847.94
ii) Cash and Bank Balances	610.48
iii) Bank Balances other than (ii) above	466.48
iv) Other Current Financial Assets	4,453.15
c) Other Current Assets	6,444.95
Total Assets	79,018.74
EQUITY & LIABILITIES	
Equity	
a) Equity Share Capital	627.85
b) Other Equity	34,519.83
LIABILITIES	
1. Non-Current Liabilities	
a) Financial Liabilities	
i) Borrowings	111.53
ii) other Financial Liabilities	536.61
iii) Lease liability	5,358.71
Other non-current liabilities	378.42
Non-Current Provisions	1,004.43
2. Current Liabilities	
a) Financial Liabilities	
i) Borrowings	33,028.44
ii) Trade Payables due to:	
Micro and Small Enterprises	39.49
Other than Micro and Small Enterprises	855.96
iii) Other financial liabilities	789.72
iv) Lease Liability	1,010.85
b) other Current Liabilities	691.67
Current Provisions	65.22
Total Equity & Liabilities	79,018.74



Consolidated Cash flow statement for Half year ended 30th September 2024

(Rs. in Lacs)

PARTICULARS	As on 30.09.2024
	Unaudited
CASH FLOW FROM OPERATING ACTIVITIES	
Net profit before tax	1252.63
Adjustments for :	
Depreciation and Amortisation	1,357.18
Loss/(Profit) on Sale of Property, Plant & Equipments	(0.38)
Impact On Lease Modification / Termination	-
Provision for Impairment of Property, Plant & Equipments	20.00
Cost on Post Employment Benefits (Gratuity)	(33.85)
Lease Rent Accruals	(8.59)
Financial Costs	1,404.77
Interest Income	(188.23)
Operating gain before working capital changes (A)	3,803.52
Changes in working capital:	
(Increase)/ Decrease in Inventories	(6,022.59)
(Increase)/Decrease in Trade Receivables	(514.38)
(Increase)/Decrease in Current, Non-current Assets and Advances	(1,142.31)
Increase/(Decrease) in Current, Non-current Liabilities and Provisions	949.31
Working Capital changes (B)	(6,729.97)
Cash generated from Operating activities before Taxes (A+B)	(2,926.45)
Direct Taxes paid (net of refunds)	(455.98)
Net cash generated from/ (used in) Operating activities	(3,382.43)
CASH FLOW FROM INVESTING ACTIVITIES	
Purchase of Property, Plant & Equipments	(1,241.60)
Additions to Capital Work-in-Progress	(32.75)
Proceeds from Sale of Property, Plant & Equipments	19.66
Interest received	188.23
(Increase) / Decrease in Fixed Deposits	(888.78)
Net cash generated from / (used in) investing activities	(1,955.24)
CASH FLOW FROM FINANCING ACTIVITIES	
Proceeds from Bank and other Borrowings	6,872.62
Proceeds from Long Term Bank Borrowings	(13.34)
Repayment of lease liability	(815.63)
Financial expenses paid	(1,088.67)
Dividend paid	(61.46)
Net cash generated from/ (used in) financing activities	4,893.52
INCREASE/ (DECREASE) IN CASH AND CASH EQUIVALENTS	(444.15)
Cash and Bank balance at the beginning of the year	1,521.11
Effect of exchange gain on cash and cash equivalents	
Cash and Bank balance at the end of the year	1,076.96
Component of Cash and Bank balance	
Cash and cash equivalents include :	
Cash on hand	95.66
Cheques on hand	24.27
Balances with Banks:	
Deposit accounts	-
Current accounts	490.55
Bank Overdraft	-
Cash and cash equivalents at the end of the year	610.48
Add:	
Fixed deposits with original maturity of less than 90 days	496.00
Unpaid Dividend	66.48
Cash and Bank balances at the end of the year	1,076.96





Notes:

- 1 The above results have been reviewed and recommended for adoption by the Audit Committee and approved by the Board of Directors at their respective meetings held on 12th November 2024.
- 2 The above financial results have been prepared in accordance with the recognition and measurement principles of accounting standards generally accepted in India, including the Indian Accounting Standards ("Ind AS") prescribed under section 133 of the Companies Act, 2013 read with relevant rules notified thereunder and in compliance with Regulation 33 of the SEBI (Listing Obligation and Disclosure Requirements) Regulations, 2015.
- 3 The Statutory Auditors have carried out the Limited Review of the financial results prepared in accordance with Ind AS.
- 4 The segment wise information as stated above have been furnished for each of the reportable primary segments as identified in accordance with Ind AS - 108 under the Companies (Indian Accounting Standard) Rules, 2015 readwith Regulation 33 of Securities Exchange Board of India (Listing Obligations and Disclosure Requirements) Regulations, 2015.
- 5 The Company has incorporated a Wholly-owned Subsidiary, Competent Kashmir Automobiles Private Limited, on 12th March 2024, hence for the Consolidated financial results, the comparative analysis for quarter ended on September 30, 2024 are not applicable.
- 6 The definitions of the business segmentation and the activities encompassed therein are as follows:
 - a) Showroom : Purchase and Sale of Vehicles manufactured by Maruti Suzuki India Limited.
 - b) Services & Spares : Servicing of Maruti Vehicles and Sale of their spare parts.
- 7 The MD/CEO & CFO certificate in respect of the above results in terms of regulation 33 of SEBI (Listing obligations and disclosure requirements) Regulations, 2015 has been placed before the board.
- 8 Previous year figures have been restated, regrouped and rearranged wherever required to confirm to the current period's presentation.



For Competent Automobiles Co. Ltd.

Raj Chopra
Chairman & Managing Director

Place: New Delhi

Date: November 12, 2024



DINESH MEHTA & CO.
CHARTERED ACCOUNTANTS

21, Daya Nand Road, Darya Ganj, New Delhi-110 002
E-mail : anupmehta@dmc-ca.net

Phone : +91 11 23272623
+91 11 23272168
Fax : +91 11 23286562

**INDEPENDENT AUDITOR'S LIMITED REVIEW REPORT ON UNAUDITED
QUARTER AND HALFYEAR STANDALONE FINANCIAL RESULTS OF THE
COMPANY PURSUANT TO REGULATION 133 OF THE SEBI (LISTING
OBLIGATIONS AND DISCLOSURE REGULATIONS) REGULATIONS, 2015 AS
AMENDED**

To

**The Board of Directors
Competent Automobiles Co. Ltd.**

1. We have reviewed the accompanying statement of unaudited standalone financial results ("the Statement") of Competent Automobiles Co. Ltd. ("the Company") for the quarter and half yearly ended Sep 30, 2024. being submitted by the Company pursuant to the requirements of Regulation 33 of the SEBI (listing Obligation and Disclosure Requirements) Regulations, 2015 as amended ("the Regulations), including relevant Circulars issued by SEBI from time to time ("the Circulars").
2. This Statement is the responsibility of the Company's Management and has been approved by the Board of Directors of the Company. The Statement has been prepared in accordance with the recognition and measurement principles laid down in Indian Accounting Standard 34 (Ind AS 34), "Interim Financial Reporting" prescribed under Section 133 of the Companies Act, 2013 ("the Act") as amended, read with relevant rules issued thereunder, the Circulars and other accounting principles generally accepted in India. Our responsibility is to issue a report on the Statement based on our review.
3. We conducted our review of the Statement in accordance with the Standard on Review Engagements (SRE) 2410, "Review of Interim Financial Information Performed by the Independent Auditor of the Entity" issued by the Institute of Chartered Accountants of India. This standard requires that we plan and perform the review to obtain moderate assurance as to whether the Statement are free of material misstatement. A review is limited primarily to inquiries of company personnel and analytical procedures applied to financial data and thus provide less assurance than an audit. We have not performed an audit and accordingly, we do not express an audit opinion.
4. Based on our review conducted as above, nothing has come to our attention that cause us to believe that the accompanying Statement, prepared in accordance with the recognition and measurement principles laid down in the applicable Indian Accounting Standards ("Ind AS") specified under Section 133 of the Act. as amended, read with relevant rules issued thereunder and other recognized accounting practices and policies, has not disclosed the information required to be

disclosed in terms of the Regulation, read with the Circulars, including the manner in which it is to be disclosed, or that it contains any material misstatement.

For Dinesh Mehta & Co.
Chartered Accountants
FRN: 000220N



Anup Mehta
Partner
M. No. 093133
UDIN: 24093133BKBIIU8235
Place: New Delhi
Date: 12-11-2024



DINESH MEHTA & CO.
CHARTERED ACCOUNTANTS

21, Daya Nand Road, Darya Ganj, New Delhi-110 002
E-mail : anupmehta@dmc-ca.net

Phone : +91 11 23272623
+91 11 23272168
Fax : +91 11 23286562

**INDEPENDENT AUDITOR'S LIMITED REVIEW REPORT ON UNAUDITED
QUARTER AND HALFYEAR CONSOLIDATED FINANCIAL RESULTS OF THE
COMPANY PURSUANT TO REGULATION 133 OF THE SEBI (LISTING
OBLIGATIONS AND DISCLOSURE REGULATIONS) REGULATIONS, 2015 AS
AMENDED**

To,
The Board of Directors
Competent Automobiles Co. Ltd.

1. We have reviewed the accompanying statement of unaudited consolidated financial results ("the Statement") of Competent Automobiles Co. Ltd, ("the Holding Company") and its subsidiary (the Holding Company and its Subsidiary together referred to as "the Group") for the quarter and half yearly ended Sep 30, 2024, being submitted by the Holding Company pursuant to the requirements of Regulation 33 of the SEBI (listing Obligations and Disclosure Requirements) Regulations, 2015, as amended ("the Regulation"), including relevant circulars issued by SEBI from time to time ("the Circulars").
2. This Statement, which is the responsibility of the Holding Company's Management and approved by the Board of Directors, has been prepared in accordance with the recognition and measurement principles laid down in Indian Accounting Standard 34 (Ind AS 34) "Interim Financial Reporting", prescribed under Section 133 of the Companies Act, 2013, as amended read with relevant rules issued thereunder, the Circulars and other accounting principles generally accepted in India. Our responsibility is to express a conclusion on the Statement based on our review.
3. We conducted our review of the Statement in accordance with the Standard on Review Engagements (SRE) 2410 "Review of Interim Financial Information Performed by the Independent Auditor of the Entity", issued by the Institute of Chartered Accountants of India. A review of interim financial information consists of making inquiries, primarily of persons responsible for financial and accounting matters, and applying analytical and other review procedures. A review is substantially less in scope than an audit conducted in accordance with Standards on Auditing and consequently does not enable us to obtain assurance that we would become aware of all significant matters that might be identified in an audit. Accordingly, we do not express an audit opinion.

We also performed procedures in accordance with the circular issued by the SEBI under Regulation 33 (8) of the SEBI (Listing Obligations and Disclosure Requirements) Regulations, 2015, to the extent applicable.

4. The Statement includes the results of the subsidiary namely Competent Kashmir Automobiles Co. Ltd.
5. Based on our review conducted and procedures performed as stated In paragraph 3 above, nothing has come to our attention that causes us to believe that the accompanying Statement prepared in accordance with the recognition and measurement principles laid down in the aforesaid Indian Accounting Standard (Ind AS) prescribed under Section 133 of the Companies Act, 2013 as amended, read with relevant rules issued thereunder and other accounting principles generally accepted in India, has not disclosed the information required to be disclosed in terms of the Regulation read with Circulars, including the manner in which It is to be disclosed, or that it contains any material misstatement.

For Dinesh Mehta & Co.
Chartered Accountants
FRN: 000220N



Anup Mehta
Partner
M. No. 093133
UDIN: 24093133BKBIIV4989
Place: New Delhi
Date: 12-11-2024