

12th November, 2024

To,
The Manager
Department of Corporate Services
BSE Limited
Phiroze Jeejeebhoy Towers,
Dalal Street, Mumbai - 400 001
Scrip Code: 530919

To,
The Manager - Listing
National Stock Exchange of India Limited
Exchange Plaza, 5th Floor, 'G' Block,
Bandra Kurla Complex,
Bandra (East), Mumbai - 400 051
Symbol: REMSONSIND

Dear Sir / Ma'am,

Sub.: Investor Presentation

Pursuant to the provisions of Regulation 30 of the SEBI (Listing Obligations and Disclosure Requirements) Regulations, 2015 please find attached herewith Investor Presentation titled "Remsons Industries Limited Investor Presentation Q2 / FY24-25".

The presentation is also being uploaded on the website of the Company i.e. www.remsons.com.

Kindly take the same on your record.

Thanking You,

Yours faithfully,

For **REMSONS INDUSTRIES LIMITED**

ROHIT DARJI
COMPANY SECRETARY & COMPLIANCE OFFICER

Encl.: A/a



REMSONS
INDUSTRIES LIMITED

**Investor
Presentation**
Q2FY25

Safe Harbor

This presentation and the accompanying slides (the “Presentation”), which have been prepared by Remsons Industries Ltd (the “Company”) solely for information purposes and do not constitute any offer, recommendation, or invitation to purchase or subscribe for any securities and shall not form the basis or be relied on in connection with any contract or binding commitment whatsoever. This presentation does not constitute a prospectus, a statement in lieu of a prospectus, an offering circular, an information memorandum, an invitation or advertisement, or an offer document under the Companies Act, 2013, together with the rules thereunder, the Securities and Exchange Board of India (Issue of Capital and Disclosure Requirements) Regulations, 2018 each as amended, or any other applicable law in India. No offering of securities of the Company will be made except by means of a statutory offering document containing detailed information about the Company.

Certain statements in this presentation concerning our future growth prospects are forward-looking statements that involve a number of risks and uncertainties that could cause actual results to differ materially from those in such forward-looking statements. The Risk and uncertainties relating to the statements include, but are not limited to, risks and uncertainties regarding fiscal policy, competition, inflationary pressures, and general economic conditions affecting demand/supply and price conditions in domestic and international markets. The company does not undertake to update any forward-looking statement that may be made from time to time by or on behalf of the company. There is no obligation on the Company or any of its directors, officers, employees, agents or advisers, or any of their respective affiliates, advisers, or representatives to update or revise any forward looking statements, whether as a result of new information, future events or otherwise and none of them shall have any liability (in negligence or otherwise) for any loss howsoever arising from any use of this presentation or its contents or otherwise arising in connection with this presentation. Certain figures (including amounts, percentages, and numbers), as applicable, have been rounded off to the nearest number and may not depict the exact number. Further, past performance is not necessarily indicative of future results. This Presentation has been prepared by the Company based on information and data that the Company considers reliable.

This Presentation may not be all-inclusive and may not contain all of the information that you may consider material. Any liability in respect of the contents of, or any omission from, this Presentation is expressly excluded. The Company does not make any promise to update/provide such a presentation along with results to be declared in the coming years. The information in this presentation has not been independently verified and has not been and will not be reviewed or approved by any statutory or regulatory authority or stock exchange in India. No representation, warranty, express or implied, is made as to, and no reliance should be placed on, the fairness, accuracy, completeness, or correctness of the information and opinions in this presentation. Further, nothing in this document should be construed as constituting legal, business, tax, or financial advice.

Table of Content

01 Business Overview & Financials 04-24

02 Product Diversification Strategy 25-32

03 Annexures 33-41



Remsons: 5 Decades of Excellence

Preferred supplier of high precision components to two, three, and four-wheeler vehicles, commercial vehicles, and off-highway vehicles

Rs 913Mn
Revenue
(2QFY25)

Rs 75Mn
EBITDA
(2QFY25)

Rs 31Mn
PAT
(2QFY25)

0.39x
Net Debt to
Equity ratio
as at Sept,2024

8%
EBITDA Margin
(2QFY25)

3%
PAT Margin
(2QFY25)



- Pioneers in the industry, India's first Control Cables manufacturers since 1959
- >1,50,00,000 cables fitted across all segments
- Serving more than 20 OEM's and 250+ dealers with 3,00,000 built up manufacturing facility
- 7 State of the art plants out of which 2 in United Kingdom
- 10 Categories, Multiple SKU's, Exports to 20+ countries
- Catering to wide category of Vehicles

Bharat Mobility Global Expo, 2024



Remsons was honored to be selected as one of the 2 companies from a pool of 600 participants in Auto Ancillary space, proudly showcasing our cutting-edge products, including the Tyre Mobility Kit, Sensors for automobiles, Infotainment System, and Automotive Lighting, to **Prime Minister Mr. Narendra Modi** at the **Bharat Mobility Expo**, February 2024.

Management Commentary on 2Q & 1HFY25 Results



Krishna Kejriwal

Chairman & Managing Director
Remsons Industries Ltd

"I am pleased to announce that Remsons Industries has had a better performance in 2Q & 1HFY25. In 2QFY25, our revenue grew by 20% YoY, reaching ₹913 million. EBITDA for the quarter was ₹75 million, resulting in an 8% margin. Notably, our net profit increased significantly by 10% year-on-year to ₹31 million, reinforcing our strong financial standing. We are firmly on track to achieve our target of ₹9,000-₹10,000 million by FY28.

This remarkable achievement can be attributed to strategic initiatives, including a focus on higher-value products, improvements in operational efficiency, and strong export realizations. Looking ahead, we are confident in our future-ready position.

Our positive outlook is further strengthened by our belief that our growth trajectory will significantly benefit from strategic partnerships, including synergistic joint ventures, acquisitions, and collaborations. In line with this vision, we recently acquired BEE Lighting, UK, a company specializing in automotive lighting. This is our Second Acquisition in this year.

As always, we remain dedicated to creating shareholder value with unwavering passion and commitment. In the upcoming quarters, we will continue to focus on enhancing our business model by advancing up the value chain, ensuring our ongoing success."

Major Highlights of 1HFY25

Remsons Holding Ltd a wholly owned subsidiary of Remsons Industries Ltd acquired 51% stake in BEE Lighting Ltd UK. BEE Lighting is in the business of lighting in the automotive sector. Consequently, the BEE Lighting Ltd. has become stepdown subsidiary of Remsons Industries Ltd.

Mr. Amit Srivastava CEO of Remsons Industries Ltd has been certified as **Great Manager to Work With** by Great Manager Institute.

Remsons acquired 55% stake in newly incorporated Joint Venture “Remsons-Uni Autonics Private Ltd” from its present promoters to become a subsidiary of Remsons.

Remsons bagged LOI worth INR 30cr for the supply of sensors to a leading Tier 1 supplier of the Auto Industry to be executed over a period of 3 years.

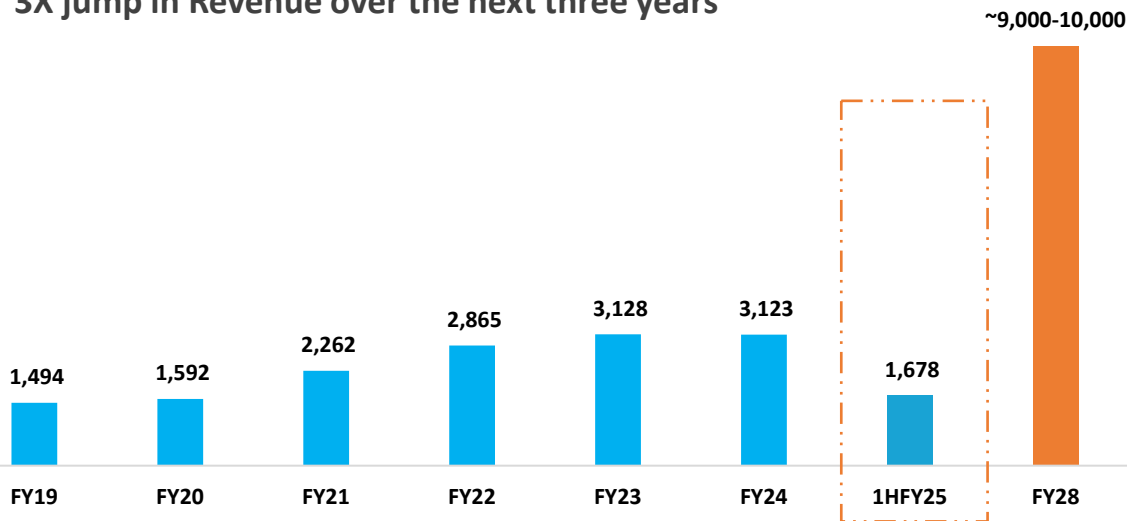
Remsons Industries Ltd received Gold Medal in Ecodavis Sustainability Assessment. This accolade recognizes Remsons Industries Ltd. as one of the top 5% of all evaluated companies globally, reaffirming its commitment to environmental, social, and governance (ESG) excellence.

Remsons has achieved TISAX certification, demonstrating its commitment to robust information security standards in the automotive industry.

Established Base; High Growth Trajectory

Net Revenue (Rs Mn)

3X jump in Revenue over the next three years



- ❑ Promoted by Vishwa Prakash Harlalka and his family, Remsons went public in 1995.
- ❑ Estimated Revenue CAGR of ~24% by FY28 (calculated from FY19)
- ❑ Next leg of growth from high margin businesses

HISTORICALLY

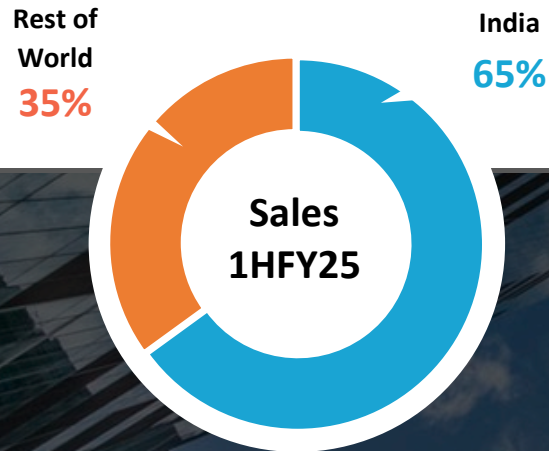
- ❑ Established a strong cable business
- ❑ Built Loyal Customer Base with OEM's
- ❑ Diversified Organic Portfolio preferred supplier across category of vehicles.
- ❑ Survived the industry downturn on multiple occasions and de-risked business model

HEREAFTER

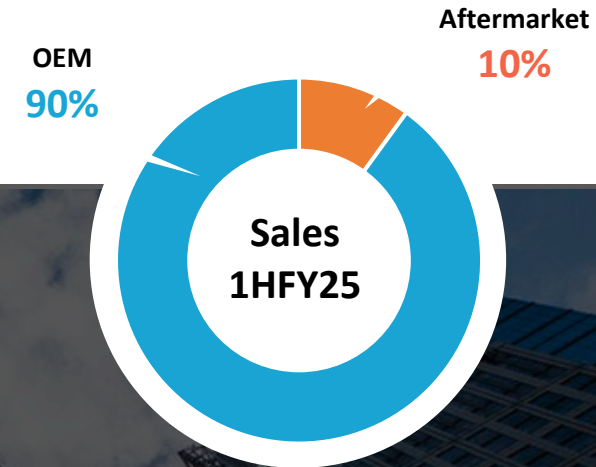
- ❑ Expanding products offering units to Next Gen
- ❑ Change management, Complete restructuring, People focused
- ❑ Moving up the value chain with high margin high value products
- ❑ Accelerating our growth journey, via JV's, collaborations and Acquisitions
- ❑ EV agnostic product portfolio
- ❑ ~Rs100 Crores of capital expenditure to be incurred over the next three years

Global and Diversified Business Model

Revenue Split by Geography









Revenue Split by Delivery




- ✓ A global business model thriving on customer-centricity, digital prowess, and strategic efficiency, cultivating key relationships and boosting profit margins.
- ✓ Engineering driven, backward integrated precision solutions provider.
- ✓ Manufacturing facilities strategically located across India in Pardi, Gurgaon, Daman, Pune and UK (Stourport & Redditch).
- ✓ Moving up the value chain in HCV segment.
- ✓ ~Rs9-10bn revenue target by FY28.

Cable Chronicles: Remsons Odyssey in the Auto Value Chain

 2-Wheeler >	<ul style="list-style-type: none"> ➤ Brake- Front, Rear, Combi ➤ Accelerator Cable 	<ul style="list-style-type: none"> ➤ Clutch Cable, Seat Lock Cable ➤ Speedometer Cable 	<ul style="list-style-type: none"> ➤ Electronics & Infotainment ➤ Sensors
 3-Wheeler >	<ul style="list-style-type: none"> ➤ Clutch / PKB Cable, Accelerator Cable ➤ Gasoline Cable 	<ul style="list-style-type: none"> ➤ Gear and Reverse Gear Cable ➤ Speedometer Cable 	<ul style="list-style-type: none"> ➤ Wiper Motor Cable ➤ Choke/Stop Cable
 4-Wheeler >	<ul style="list-style-type: none"> ➤ Parking Brake Cable ➤ Body and Clutch Cables ➤ Infotainment and Sensors 	<ul style="list-style-type: none"> ➤ Gear Shifter with Cables ➤ Winches, Pedal Boxes ➤ Hood Safety Cable 	<ul style="list-style-type: none"> ➤ Scissor Jacks ➤ Tyre Mobility Kit ➤ HVAC Cable
 Commercial Wheeler >	<ul style="list-style-type: none"> ➤ Parking Brake Cable ➤ Bonnet Release Cables ➤ Winches and Sensors 	<ul style="list-style-type: none"> ➤ Gear Shifter with Cables ➤ Cabin Storage Cables ➤ Pedal Boxes 	<ul style="list-style-type: none"> ➤ Diff Lock Cables Mechanism ➤ Air Tank Mounting Cable ➤ Electronics and Infotainment
 Off Roader >	<ul style="list-style-type: none"> ➤ Accelerator Cables ➤ PTO Cables and Lever 	<ul style="list-style-type: none"> ➤ Door Cables ➤ Gear Shift & Select Cables 	<ul style="list-style-type: none"> ➤ Forward & Reverse Cables ➤ Various Mechanisms
 Agriculture >	<ul style="list-style-type: none"> ➤ Clutch and Brake Cables ➤ Accelerator Cables 	<ul style="list-style-type: none"> ➤ Pull to stop Cables ➤ Director Change Cables 	<ul style="list-style-type: none"> ➤ Forward & Reverse Cables ➤ Sensors

Engineering driven, vertically integrated OEM

Quality Control



Cost Optimization



In-house manufacturing, validation and design

Concept

- ❑ Market intelligence/application engineering
- ❑ Customer centric strategy
- ❑ Acquiring market intelligence
- ❑ Product enhancement

How we do it?

LEAN Model Approach

- ❑ Resource Optimization
- ❑ Fast Response Time
- ❑ Consistent elimination of waster

Product Support

- ❑ Failure Mode & Effect Analysis
- ❑ Warranty Analysis
- ❑ Value Engineering Targets

Design

- ❑ Design Integration
- ❑ Rapid Proto Fitment Analysis
- ❑ Warranty Life Enhancement
- ❑ Quality Enhancement
- ❑ Function Proto For Design Validation

How we do it?

Kaizen Activities

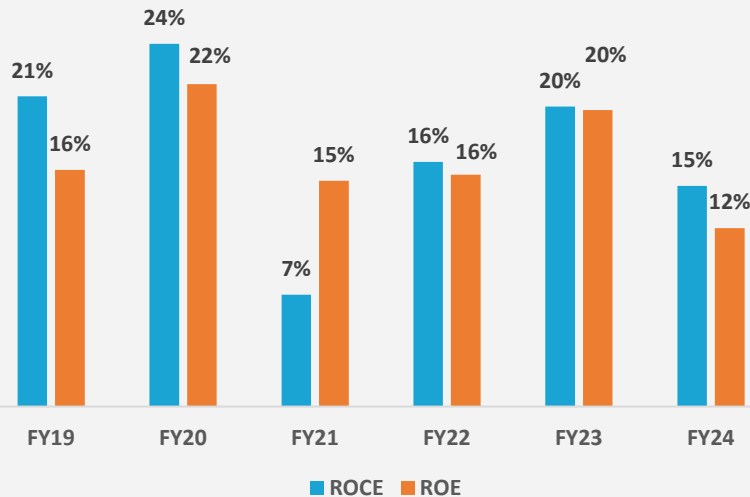
- ❑ Eliminating Waste
- ❑ Improving Productivity
- ❑ Achieving Sustained Continual Improvement

Fine Element Analysis

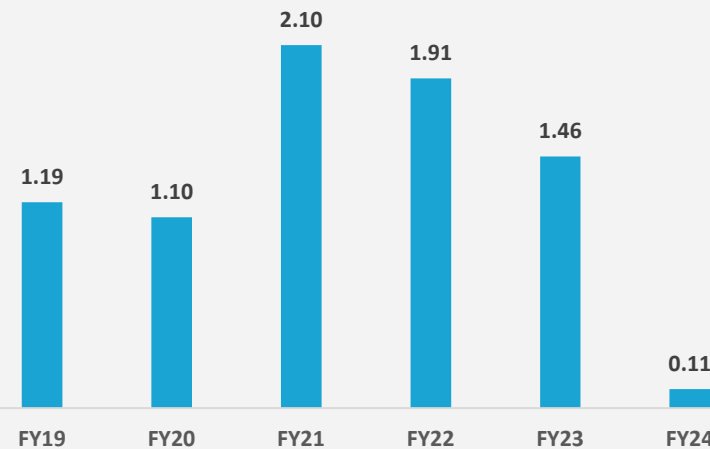
- ❑ Simulation of Real-World Forces
- ❑ Comprehensive Physical Effects Analysis
- ❑ Predictive Design Optimization

Strong Balance Sheet to support future growth

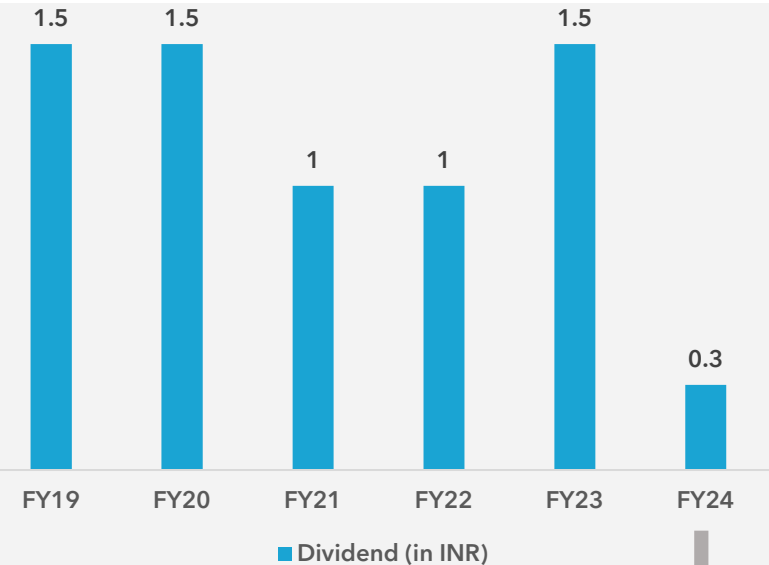
ROCE & ROE



Net Debt to Equity (x)



Dividends Paid



- ❑ FY21 Debt Surge attributed to Magal Cables, UK Acquisition.
- ❑ Capital raised to support future growth and strengthen Balance Sheet.
- ❑ Consistent history of dividend payment.

Note: Subdivision of Face Value of Equity Shares from Rs: 10/- to Rs: 2/-

Note: ROCE is calculated as Earning before Interest and Tax divided by Capital Employed (i.e. Total Assets less Current Liabilities). ROE is calculated as Profit after tax divided by Total Equity (i.e. Equity Share Capital+ Reserve and Surplus+ Money Received against Share Warrants).

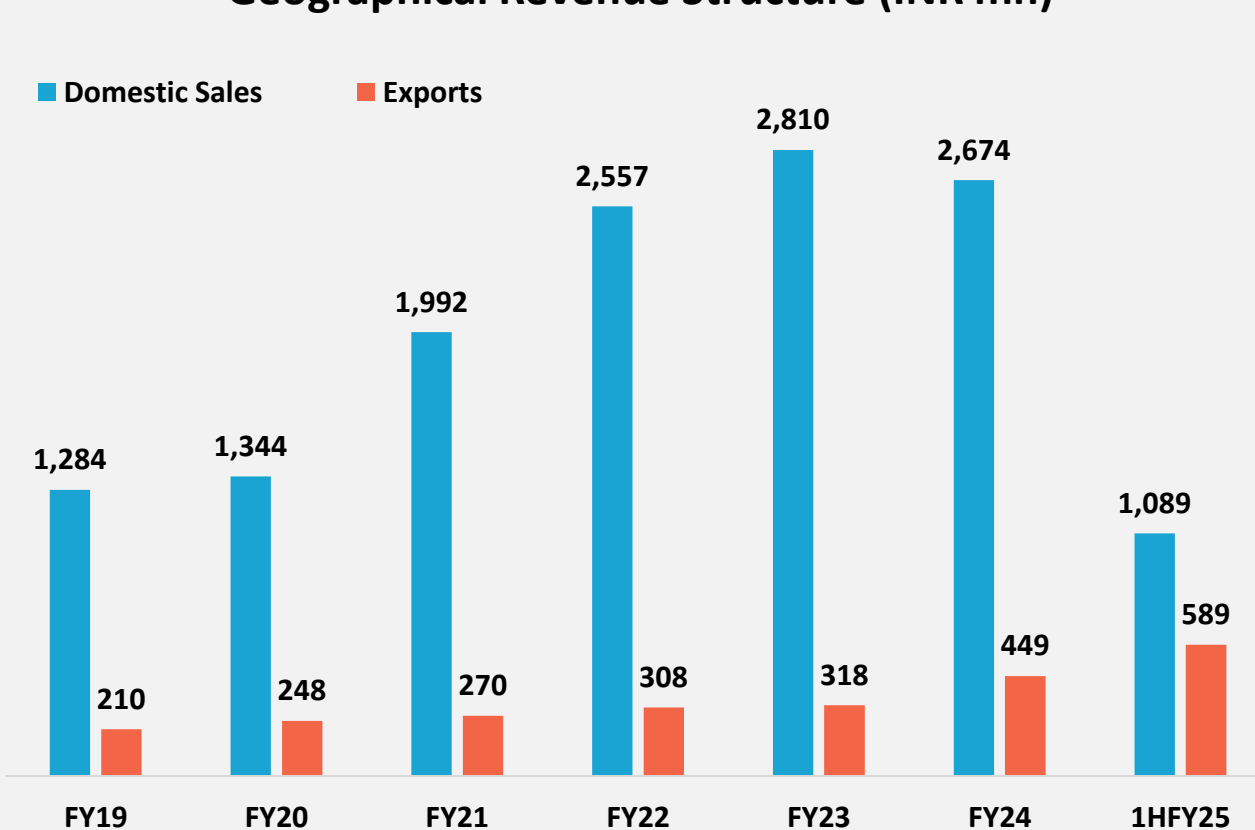
Maintaining Resilience: Strong Position Amid Market Headwinds

The Automotive Industry continues to face several challenges in the recent years....




Remsons Approach to Staying Resilient

Geographical Revenue Structure (INR mn)




Expansion into New Technology Products



Our presence across all sectors of the auto industry



Foray into HCV Segment with Expanded Product Range

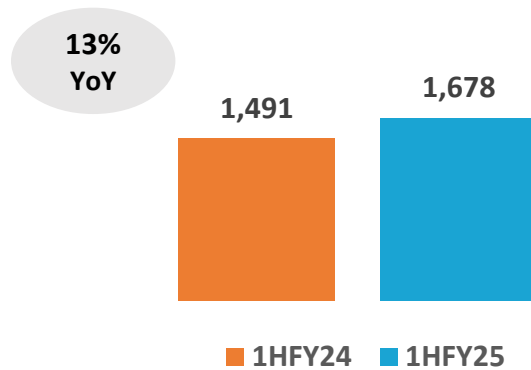


Organic and Inorganic expansion

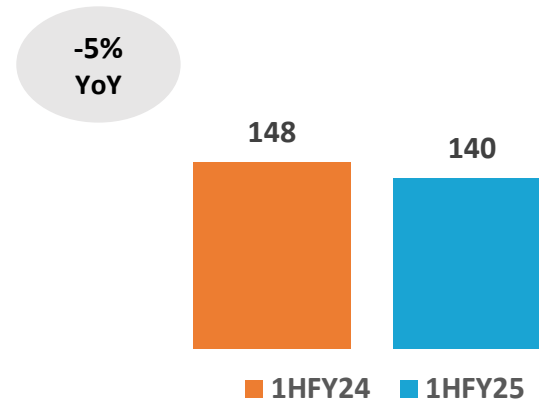
Increased focus on exports, Acquisition's and Change in Product mix has helped Remsons to grow at a steady pace

1HFY25 Consolidated Key Result Highlights

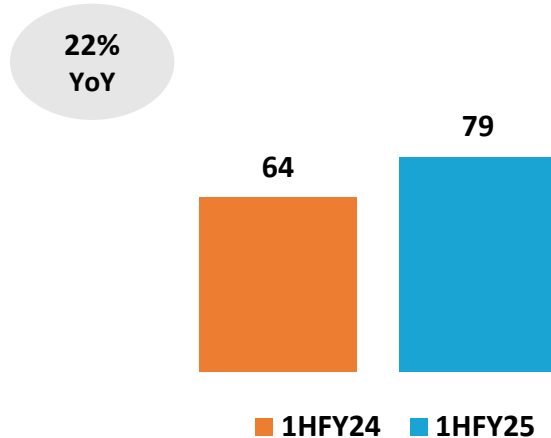
Revenue (Rs Mn)



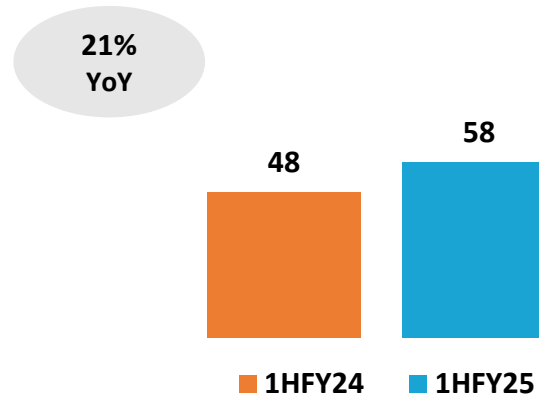
EBITDA (Rs Mn)



Profit Before Tax (Rs Mn)



Profit after Tax (Rs Mn)

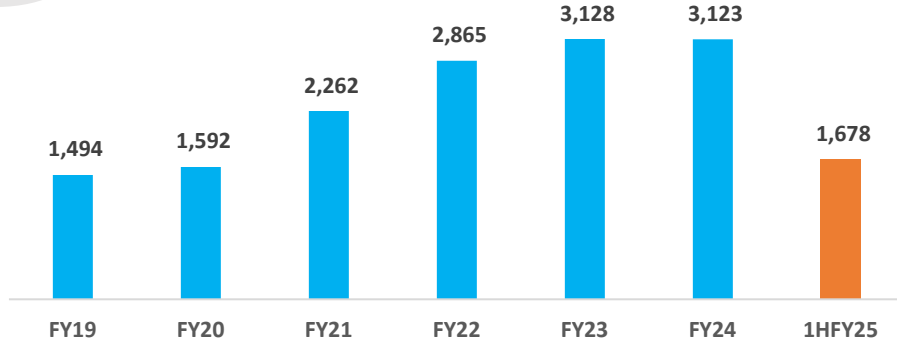


- Revenue for 1HFY25 increased 13% yoy. A key client of UK business halted production in August from because of supplier issues, which adversely impacted EBITDA. However, recovery is anticipated by March 2025.
- Remsons India performed well in 1HFY25, with a positive outlook for the future. Standalone PAT for 1HFY25 increased by 71%yoy, effectively offsetting the impact of the temporary shutdown by a global customer.
- A better product mix and a significant reduction in finance costs have led to a 21% yoy growth in PAT to INR58mn.

Our Rapid Growth Milestone

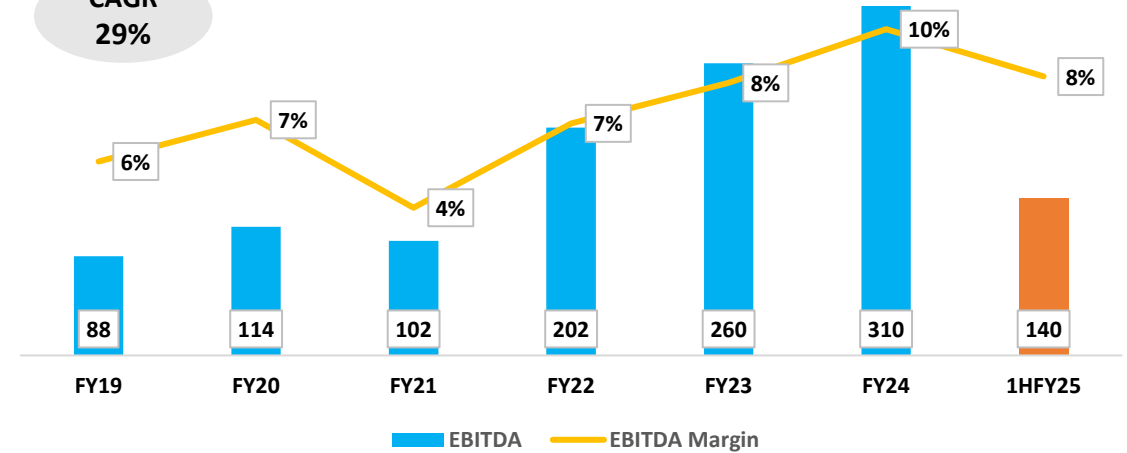
CAGR
16%

Net Revenue (Rs Mn)



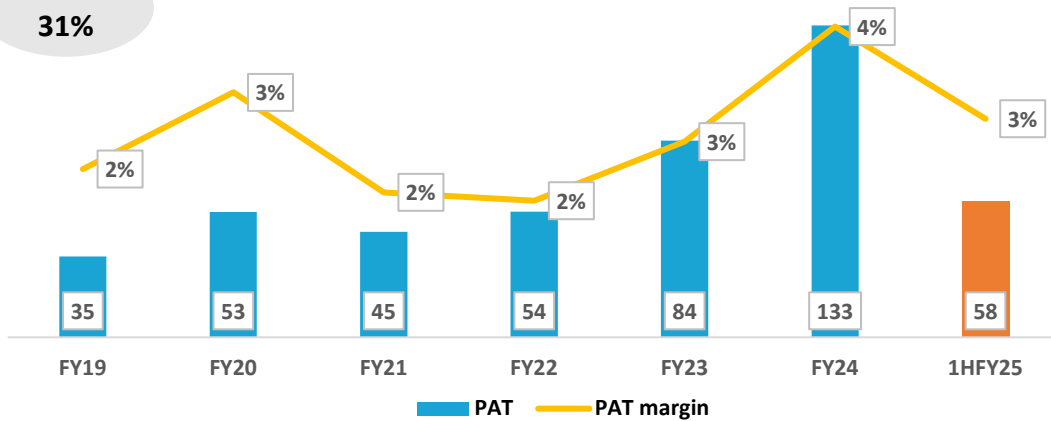
EBITDA (Rs Mn) & EBITDA Margin %

CAGR
29%

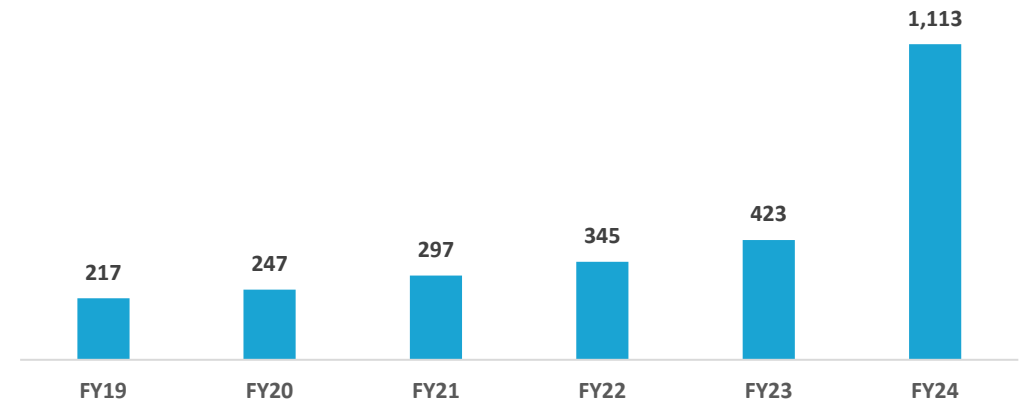


CAGR
31%

PAT (Rs Mn) & PAT Margin %



Net worth (Rs Mn)



Consolidated 2QFY25 & 1HFY25 Financial Performance

Particulars (Rs in Mn)	2QFY25	2QFY24	YoY%	1QFY25	QoQ%	1HFY25	1HFY24	YoY%
Revenue from Operations	913	763	20%	765	19%	1,678	1,491	13%
EBITDA	75	82	-8%	65	15%	140	148	-5%
EBITDA Margin %	8%	11%	-251 bps	8%	-28 bps	8%	10%	-159 bps
Depreciation	32	28	15%	30	10%	62	54	16%
Earnings Before Interest & Tax	43	54	-21%	35	20%	78	95	-17%
Interest	17	19	-11%	14	15%	31	36	-13%
Other Income	16	2	788%	7	132%	23	6	316%
Profit Before Tax	42	37	14%	37	14%	79	64	22%
Tax	12	8	39%	10	17%	22	16	34%
Net Profit	31	28	10%	27	15%	58	48	21%
PAT Margin (%)	3%	4%	-40 bps	4%	-20 bps	3%	3%	17 bps
Earnings Per Share Basic (Rs)	0.90	0.99	-9%	0.77	17%	1.67	1.67	0%
Earnings Per Share Diluted (Rs)	0.90	0.99	-9%	0.77	17%	1.67	1.67	0%

Standalone 2Q & 1HFY25 Financial Performance

Particulars (Rs in Mn)	2QFY25	2QFY24	YoY%	1QFY25	QoQ%	1HFY25	1HFY24	YoY%
Revenue from Operations	730	623	17%	613	19%	1,343	1,222	10%
EBITDA	70	62	12%	46	50%	249	216	15%
EBITDA Margin %	10%	10%	-45 bps	8%	199 bps	19%	18%	81 bps
Depreciation	23	20	14%	21	11%	44	38	15%
Earnings Before Interest & Tax	46	42	11%	25	83%	72	72	0%
Interest	13	15	-14%	11	17%	23	30	-23%
Other Income	16	2	654%	7	126%	23	6	280%
Profit Before Tax	50	29	70%	31	62%	81	48	69%
Tax	14	7	83%	8	68%	22	13	64%
Net Profit	36	22	66%	23	60%	59	34	71%
PAT Margin (%)	5%	4%	146 bps	4%	129 bps	4%	3%	158 bps
Earnings Per Share Basic (Rs)	1.04	0.77	35%	0.65	60%	1.70	1.21	40%
Earnings Per Share Diluted (Rs)	1.04	0.77	35%	0.65	60%	1.70	1.21	40%

Consolidated Historical Income Statement

FYE March (Rs Mn)	FY21	FY22	FY23	FY24	1HFY25
Revenue from Operations	2,262	2,865	3,128	3,123	1,678
EBITDA	102	202	260	312	140
EBITDA Margin	4%	7%	8%	10%	8%
Depreciation	44	79	91	110	62
EBIT	58	123	168	202	78
EBIT Margin	3%	4%	5%	6%	5%
Finance Cost	35	64	63	68	31
Other Income	24	7	16	33	23
Exceptional Items	33	7	-	(4)	9
PBT	79	74	121	162	79
PBT Margin	4%	3%	4%	5%	5%
Tax Expense	34	20	37	29	22
PAT	45	54	84	133	58
PAT margin	2%	2%	3%	4%	3%
EPS Basic	7.85	9.39	14.65	19.09	1.67
EPS Diluted	7.85	9.39	14.65	19.09	1.67

Consolidated Balance Sheet

FYE March (Rs Mn)	FY21	FY22	FY23	FY24	1HFY25	FYE March (Rs Mn)	FY21	FY22	FY23	FY24	1HFY25
Assets						Equity and Liabilities					
Non-Current Assets						Shareholders funds					
Fixed Assets	317	344	407	424	604	Share Capital	57	57	57	70	70
Right to use assets	88	69	49	70	60	Reserves and Surplus	240	288	366	1,043	1,103
Intangible Assets	35	35	32	48	137	Non Controlling Interest					-2
Intangible Assets under devpt	0	0	0	1		Net Worth	297	345	423	1,113	1,172
Capital Work-In-Progress	3	5	9	15	60	Non-Current Liabilities					
Investment Property	152	150	153	159	168	Long term Borrowings	344	294	321	154	262
Financial Assets	20	11	13	15	56	Deferred Tax Liabilities	42	46	52	51	55
Other Non-Current Assets	26	36	11	12	4	Other Long Term Liabilities	84	60	35	40	42
Total Non Current Assets	641	649	673	744	1,090	Long Term Provisions	4	4	4	5	4
Current Assets						Total Non-Current Liabilities	473	405	413	249	364
Cash and Bank Balances	22	64	154	483	298	Current Liabilities					
Inventories	472	462	472	496	538	Short Term Borrowings	303	429	449	451	496
Trade Receivables	427	521	547	582	724	Trade Payables	490	484	533	495	654
Other Financial Asset	9	1	5	20	30	Other Current Liabilities	75	82	74	63	72
Investments	5	5	0	0	0	Short Term Provisions	10	1	3	3	7
Current Tax Assets net	0	0	0	5	6	Current tax liabilities	6	2	9	1	0
Other Current Assets	76	46	51	44	80	Total Current Liabilities	883	998	1,067	1,013	1,229
Total Current Assets	1,012	1,099	1,230	1,631	1,676	Total Liabilities	1,356	1,403	1,480	1,262	1,594
Total Assets	1,653	1,748	1,903	2,375	2,766	Total Equity and Liabilities	1,653	1,748	1,903	2,375	2,766

Strong Global Footprint

APPLICATION SUPPORT OFFICE

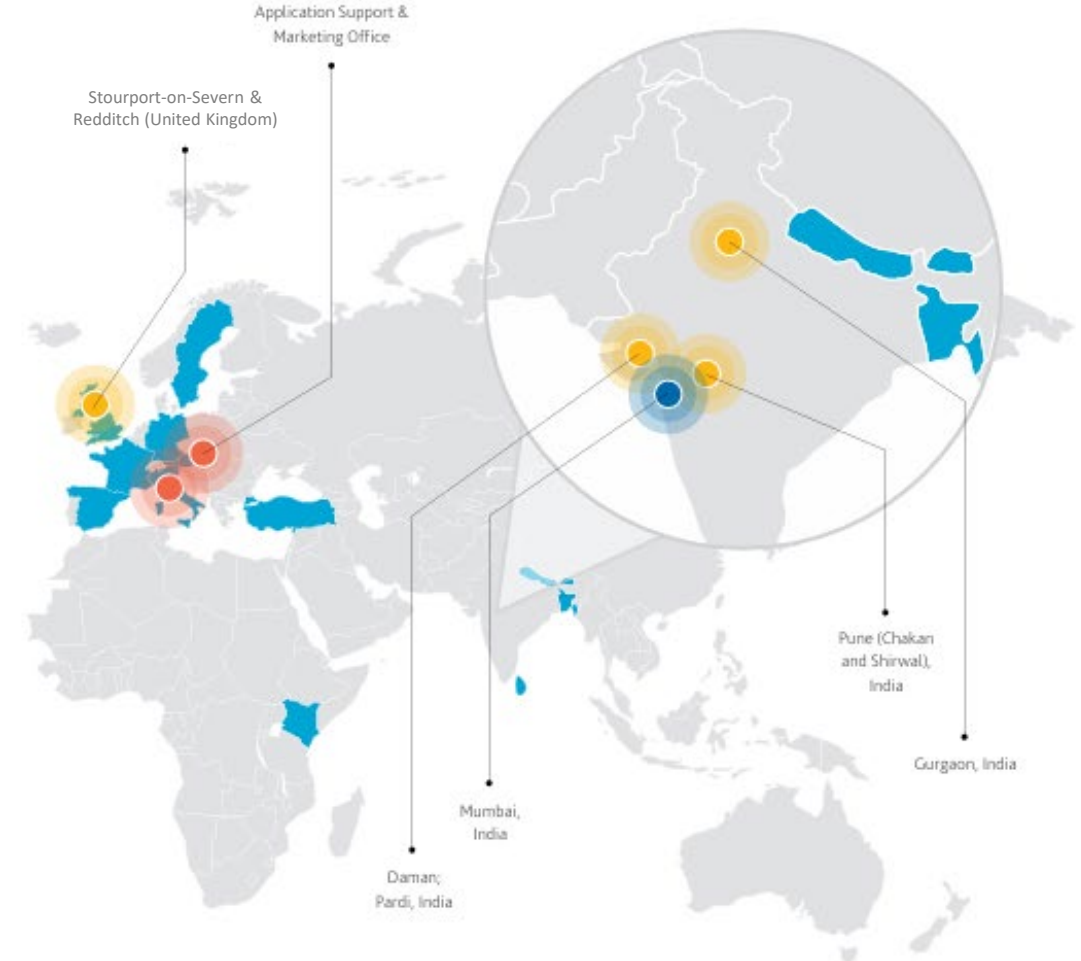
- ▶ Italy
- ▶ Germany
- ▶ USA

- Headquarters - India
- Manufacturing Plant
- Application Support



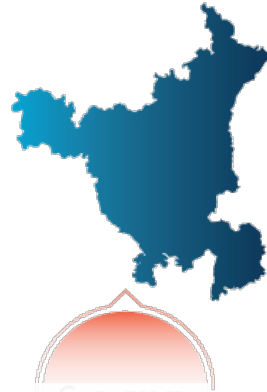
OUR PRESENCE

- ▶ United Kingdom
- ▶ France
- ▶ Mexico
- ▶ USA
- ▶ Germany
- ▶ Austria
- ▶ Sweden
- ▶ Italy
- ▶ Spain
- ▶ Turkey
- ▶ Singapore
- ▶ Nepal
- ▶ Sri Lanka
- ▶ Bangladesh
- ▶ Brazil
- ▶ United Arab Emirates



Strategically located manufacturing capabilities

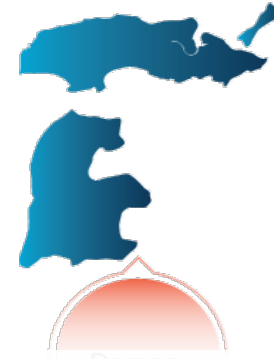
Seven state of the art manufacturing facilities in India and two integrated manufacturing units in the UK.



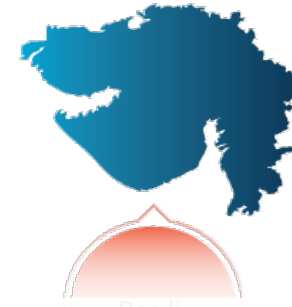
Gurugram,
Haryana



Pune, Chakan
& Shirwal



Daman,
Union Territory



Pardi,
Gujarat



Stourport & Redditch
(United Kingdom)



Expanding Manufacturing Footprint - Organic



✓ Acquired Magal Cables, UK in 2020 which was our existing client

✓ Got an access to cater to marquee global clients

✓ The unit specializes in the production of Control Cables, Pedal Boxes, Winches, Jacks and Gear Shifters

✓ Cross pollination of products leading to Technology access for the Indian Markets.

✓ Magal Cables Ltd has been renamed to Remsons Automotive UK Ltd

Expanding Manufacturing Footprint – Inorganic



✓ Acquired BEE lighting, UK in 2024 which is part of Remsons Diversification strategy.

✓ The unit specializes in the production of Automotive Interior and Exterior lighting

✓ Bee Lighting house the most extensive vehicle lighting testing facility in the UK. Our photometric laboratory, a £550k investment, contains a Goniophotometer capable of precision measuring the most advanced lighting to comply with ECE, FMVSS 108, TSD 108.

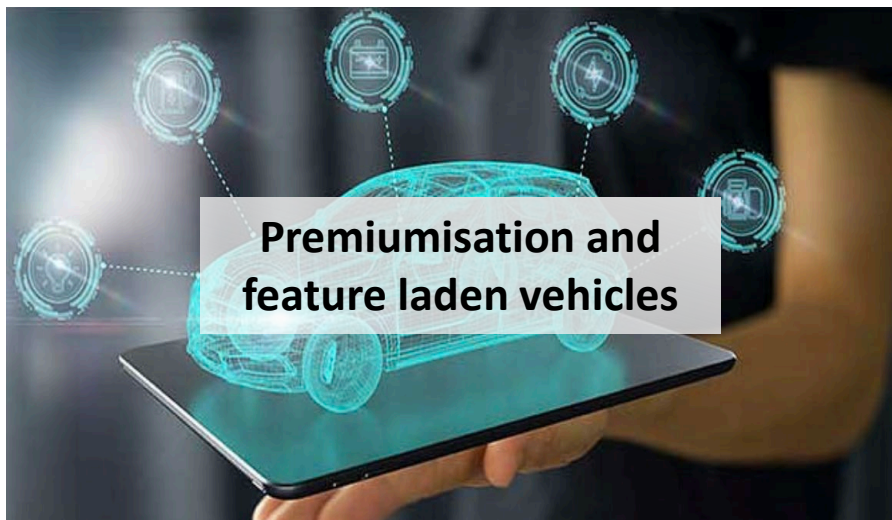
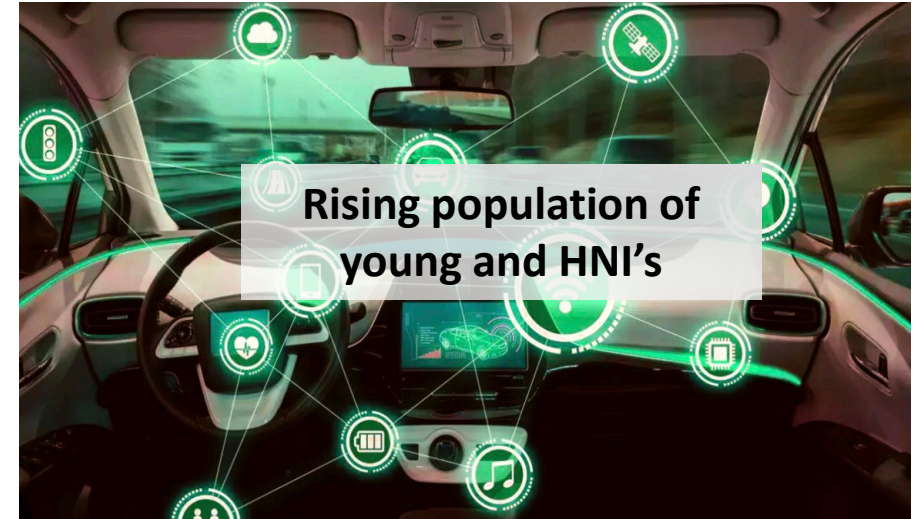
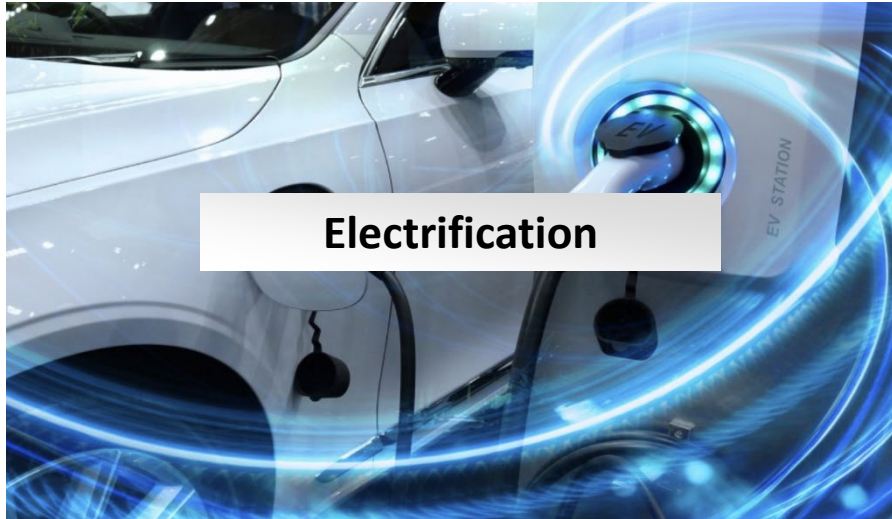
✓ Got an access to cater to marquee global clients

✓ Complete in-house Design Manufacturing & Testing capability and serving customers cross USA, Canada, UK & Europe.

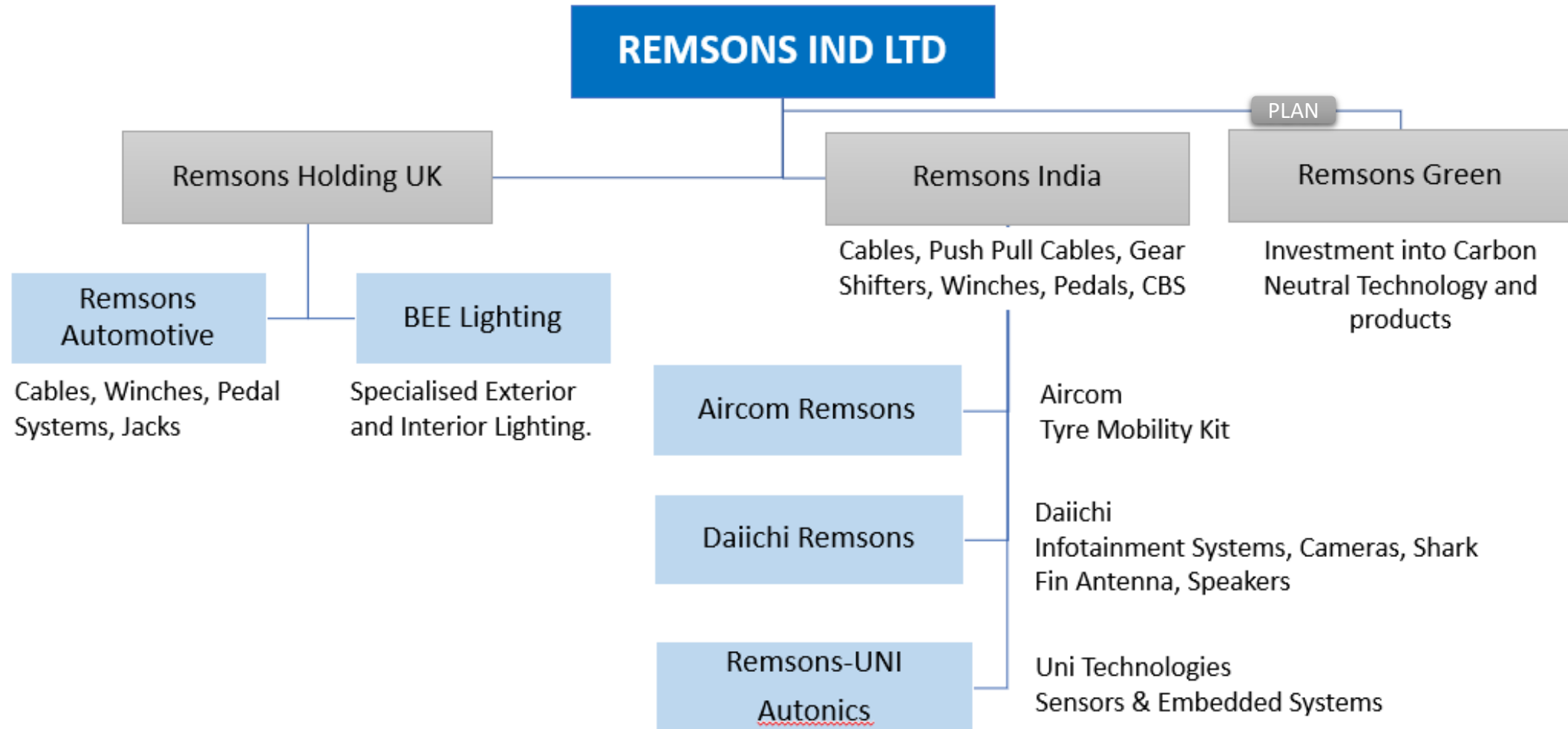
Largely EV Agnostic Product Portfolio



Shift in Industry Trends



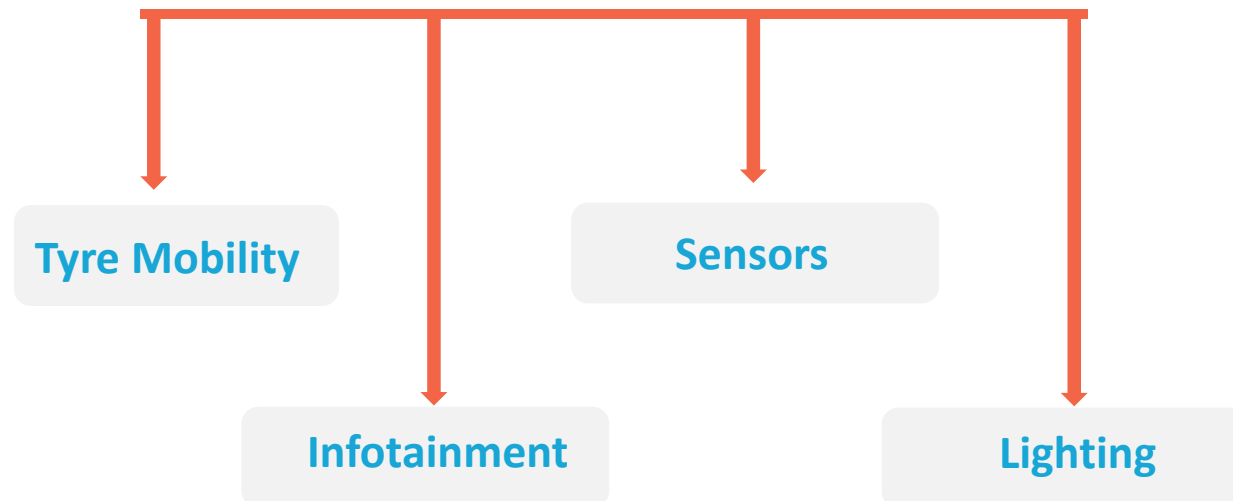
We are observing and enhancing our Product Portfolio



Why the Inorganic Path?

From India's leading Control Cable manufacturer,
We have diversified.

JV's & Acquisitions



> Why enhancing Product Portfolio?

- Cash Flow Management
- Improved Margins
- Global Partnerships
- Asset Light
- In-house Execution

Our Foray into Tire Mobility Kit



✓ Entered into exclusive JV with Aircom Group, Poland, wherein Remsons has 26% stake

✓ A further journey could be continued for 1000 kilometers with a maximum speed of 80km/h (50mph)

✓ Requirements for existing OEM's and strong aftermarket prospects

✓ The kit effectively replaces the need of a regular spare wheel

✓ High growth opportunity directly co related to number of cars produced, which is anticipated to grow at CAGR of ~6-9% each year

✓ Sustainability a key focus: Eco Friendly Sealant


JV with DAIICHI for Automotive Electronics

India's automotive electronics market is likely to cross \$18 billion by 2027 from \$ 6 billion in 2020 with a CAGR of 17%, with average electronic component cost per passenger vehicle projected to reach nearly INR200,000 by 2027.

- ❑ 50:50 JV with Daiichi, part of Dogan Group, one of the largest conglomerates in Turkey.
- ❑ Daiichi is a preferred OEM to Stellantis Group, Hyundai, Ford, Daimler, IVECO, Navistar, VW, Mahindra, ISUZU.
- ❑ The JV will focus on developing advanced electronics solutions tailored to meet the demands of next-generation vehicles, including:
 - ❑ Infotainment Systems,
 - ❑ Digital Clusters,
 - ❑ Rear View Cameras,
 - ❑ USB chargers,
 - ❑ Shark Fin Antennas,
 - ❑ AVAS system,
 - ❑ DMS



Acquisition of Uni Automation SENSORS & Embedded Technologies



REMSONS-UNI
AUTONICS

- ❑ Majority Shareholding in Uni-Automation, a Sensor Manufacturing Company.
- ❑ Uni-Automation is established Since 1985
- ❑ In-House Design, Manufacturing, Validation, Software Development
- ❑ Industry Leading 10,000 Clean Room.

Automotive



Acquisition of BEE Lighting

BEE Lighting is UK based automotive lighting company, excelling in design, engineering, and manufacturing. The company specializes in various external and internal lighting solutions with LED and Adaptive Driving Beam (ADB) systems.



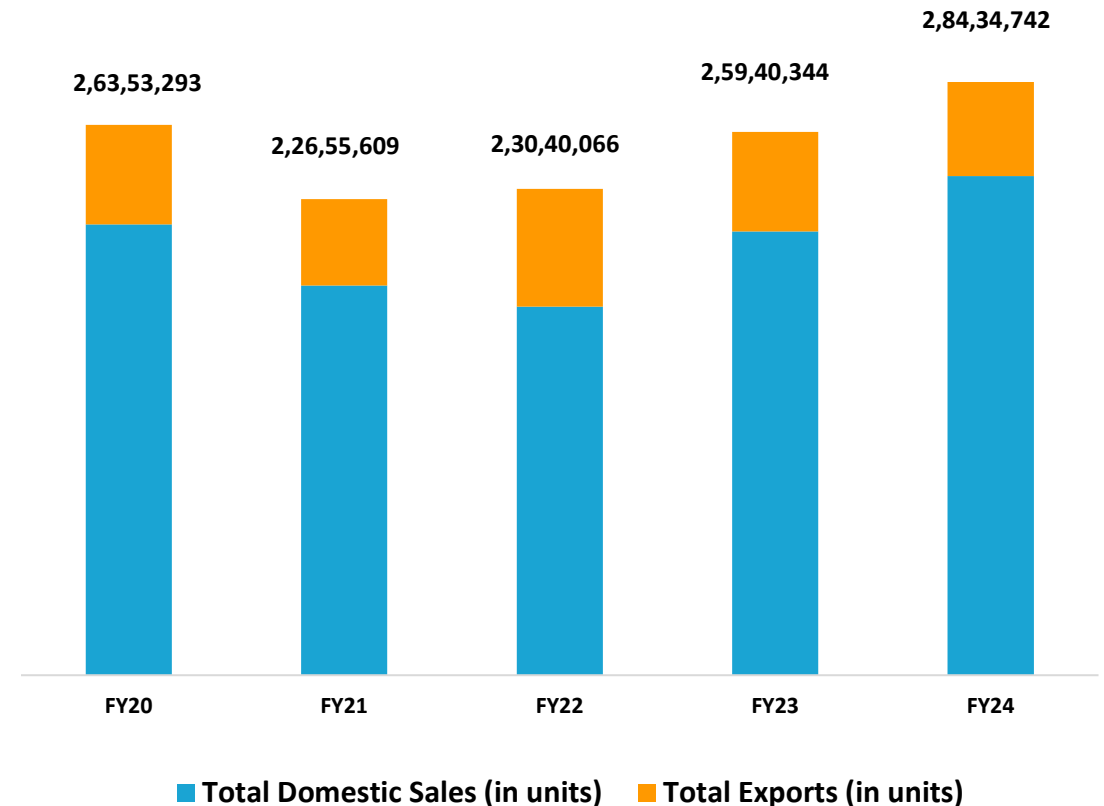
- ✓ Acquired 51% stake of BEE lighting at GBP 3.0 million
- ✓ BEE Lighting has its own state of the art manufacturing facility equipped with testing, simulation and a dust chamber
- ✓ The acquisition is in line with Remsons strategy to diversify and expand its portfolio of EV agnostic products
- ✓ This acquisition is expected to further enhance Remsons' EBITDA and profit margins



Sectoral Tailwinds to Support Future Growth

- India is projected to be one of the largest global automotive and mobility hub.
- In India, only 29 out of 1000 people own a car, compared to 226 in China and 581 in the US, underscoring significant growth potential in the Indian market.
- The Indian auto-component industry is poised to attract investments of approximately USD 6.5-7 billion in the next five years, nearly doubling the expenditure compared to the USD 3.5-4 billion invested in the last five years.
- The Indian automobile industry is projected to achieve a CAGR of 8.1%, propelling it to a value of USD 160 billion by 2027.

Total Vehicles Produced in India



Source: 1) <https://www.moneycontrol.com/news/business/indian-auto-component-industry-logs-13-growth-to-36-1-billion-in-h1fy24-11928591.html>
 2) <https://timesofindia.indiatimes.com/auto/policy-and-industry/auto-sector-to-be-key-driver-of-indias-growth-from-fifth-to-third-largest-world-economy-pm-modi/articleshow/103600182.cms?from=mdr>
 3) <https://www.cnbc18.com/economy/auto-component-industry-to-invest-7-billion-over-next-5-years-to-expand-capacity-upgrade-tech-18611251.htm>
 4) <https://www.siam.in/statistics.aspx?mpgid=8&pgidtrail=13>

Cables


Our diverse cable portfolio offers an eco-friendly alternative for elevated passenger travel. Harnessing innovative technology, these cables pave the way for sustainable and efficient means of commuting above ground.

Diverse Cable Portfolio:

Parking Brake Cable ,Clutch Cable, Hood Release Cable with Mechanism, Fuel Flap Release with Mechanism, Boot Release Mechanism with Cable, Door Cables, Seat Cables, Throttle Cable, Flexible Shafts, Sunroof Cable, Pull to Stop, Decompressor, Choke, Retainer Cable, Window Regulator Cable, Winch Cable

Applications:

- Small and Light Commercial Vehicles
- Medium and Heavy Commercial Vehicles
- Farm Equipment (Lawn Movers, Tractors)
- Railway, Defence and Aerospace
- Rear Engine Buses
- Two Wheelers
- Passenger Cars



Push Pull Cables

In-house validation ensures the excellence of our push-pull cables. We specialize in crafting these cables, offering swift solutions with quick-fix end fittings.

- ❑ Integrated Design & Manufacture Capability
- ❑ Design of Push Pull Cables ranging from Conduit Dia 3 MM To Dia 18 MM
- ❑ Heat Shield Protection



Applications:

- ❑ Small and Light Commercial Vehicles
- ❑ Medium and Heavy Commercial Vehicles
- ❑ Farm Equipment (Lawn Movers, Tractors)
- ❑ Railway, Defense and Aerospace
- ❑ Rear Engine Buses
- ❑ Off-Highway Equipment
- ❑ Passenger Cars
- ❑ Marine



Brake Mechanism

Parking Brake Mechanism

This product is designed to meet customers mechanical needs to ensure good braking performance and aesthetic integration with car's interiors.

Covers all parking brake types from low-tech all steel units to high-tech aluminum and plastic solutions.

Application

Comprehensive range covering all vehicle classes, including light commercial and 4x4 vehicles.



Combi Brake Mechanism

This product activates both the front and rear brakes simultaneously. Besides, when the rear brake is pressed, it eases handling of two-wheelers along with providing better control over the vehicle.

It also provides shorter braking distance and stability for the safety of the rider.

Application

Two Wheelers

Gear Shift Systems

We offer comprehensive shifter systems, encompassing style elements (bezel, boot, knobs) to gearbox components (levers, cables, and brackets), tailored to customer specifications and inputs.

- ❑ Complete Assembly with Cables.
- ❑ From The Style (bezel, boot, and knobs) to the lever, cables and brackets located in the Gearbox, we design shifter system based on customers Inputs and requirements.
- ❑ Result of collaboration has helped to improve Performance, Reduce Costs and maintain high level of Reliability.

Applications:

- ❑ Small and Light Commercial Vehicles
- ❑ Medium and Heavy Commercial Vehicles
- ❑ Farm Equipment (Lawn Movers, Tractors)
- ❑ Railway, Defence and Aerospace
- ❑ Off-Highway Equipment
- ❑ Passenger Cars
- ❑ Rear Engine Buses
- ❑ Marine
- ❑ Trailers



Winches

Develop and supply innovative winches that help to solve the problem of lifting the under-floor spare wheel. It requires minimal effort to stow or lift heavy wheels with these winches.

- ❑ One of the first companies to solve the problem of Under-Floor Spare Wheel Lift and Storage.
- ❑ As a pioneer we continue to develop and supply innovative ways of manufacturing this product

Applications:

- ❑ Small and Light Commercial Vehicles
- ❑ Medium and Heavy Commercial Vehicles
- ❑ Passenger Cars
- ❑ Rear Engine Buses



Jack Kit

A comprehensive product which is available in traditional steel and aluminum with lightweight plastic components.

- ❑ Lifting components for many Non-Automotive Applications.
- ❑ Wide Ranging Puncture Management Equipment, including Jacks, Wrenches, Tool Kits And Stowage Systems.
- ❑ Available in steel & aluminum with Lightweight Plastic Components, having options for Light To Medium Duty Y-Types and Scissor Types To Pillar Jacks And Hydraulic Bottle Jacks.

Applications:

- ❑ Each and every type of vehicle



Pedal Box Assembly

We design, develop and supply accelerator, brake and clutch pedals, either as individual components or as combined assemblies. This product proves to be very efficient and easy to use.

- Capability to design, develop & supply Accelerator Brake and Clutch Pedals, either as individual components or as combined assemblies.
- The Pedal-Box Range demonstrates the application of Lightweight Plastic Materials, Crash Systems and Cosmetic Enhancements.

Applications:

- Variety of vehicles from small family hatchbacks to supercars.



Sensors and Electronics

A wide array of sensors including Throttle Position, Fuel Level, Temperature, Brake, Hall effect-based sensors, etc to meet all industry requirements

Applications:

- Two, Three and Four Wheelers
- Commercial Wheelers
- Four wheelers
- Agriculture, Lawn Care or Machinery



A wide array of Electronics offerings such as infotainment systems, digital clusters, rear-view cameras, USB chargers, shark fin antennas, AVAS systems, and driver monitoring systems (DMS)

Applications:

- Two, Four Wheelers
- Commercial Wheelers



Leading Partnerships Fuelling Our Growth


Passenger Cars (Tier – I)



Commercial Vehicles



2 & 3-Wheeler

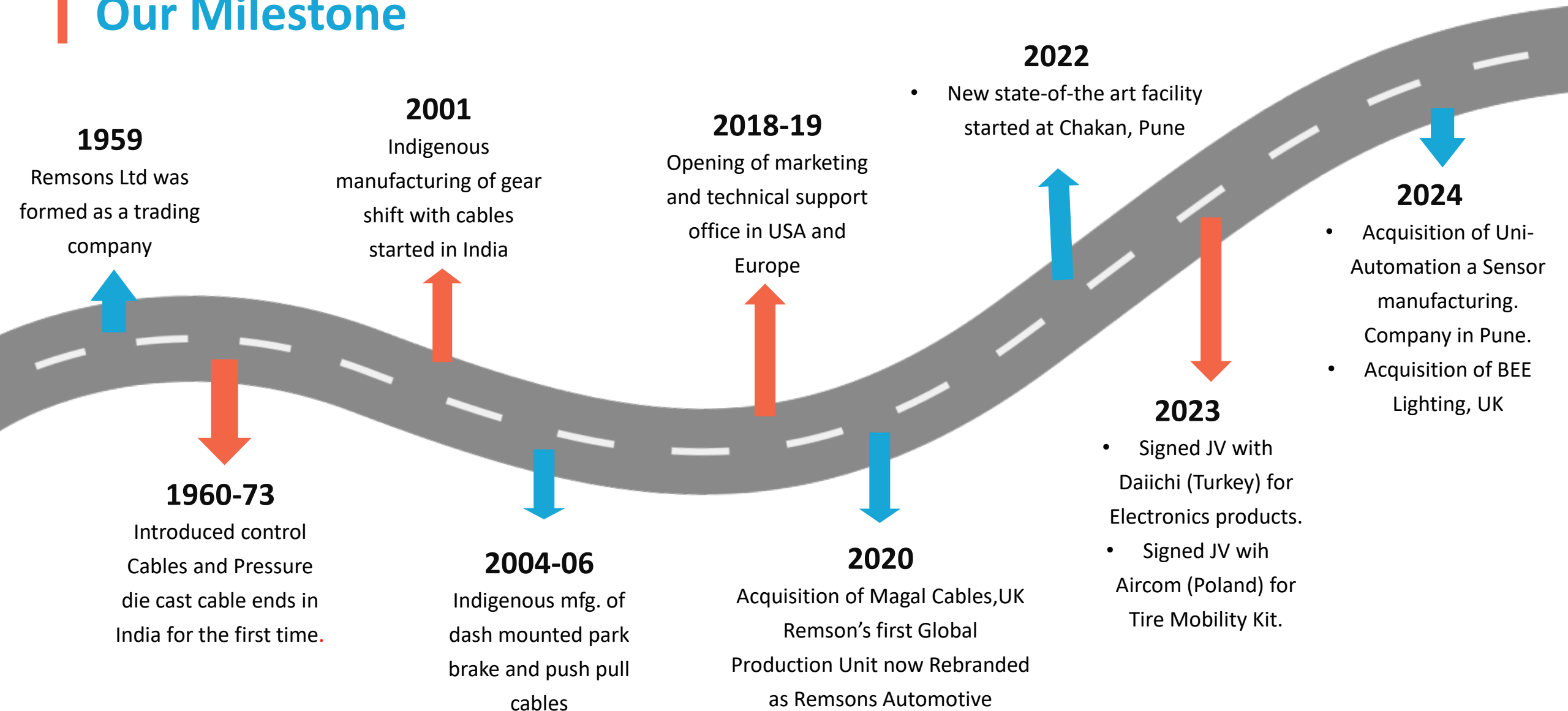


Agriculture



*Tier II

Our Milestone



Management Profile



Chairman & MD

Krishna Kejriwal

- Science graduate, from University of Bangalore and has ~ 43 years of experience across production, marketing, exports, accounts, finance, banking and overall administration of the Company.
- Current Primary Focus on Corporate Governance, ESG, Finance.
- He has held the prestigious position of President of Bombay Industries Association, President of Automotive Component Manufacturers Association of India (ACMA) & President Rotary Club of Bombay West.



Whole-Time Director

Rahul Kejriwal

- He has ~20 years of experience in the field of management and is involved in key strategic decisions relating to acquisition of new technologies and in-organic growth avenues.
- Primary Focus is on Acquisitions and Joint Ventures for diversification into various fuel agnostic technologies.
- He has attended various specialized management courses from IIM, Ahmedabad.



CEO

Amit Srivastava

- A seasoned professional ~30 years' experience with reputed corporates- Essar Group, Aditya Birla Group, Bridgestone, Apollo Tyres managing P&L responsibility for Domestic and Export.
- Proven track record in Business Turn-Around, Change Management, Organizational Restructuring, Business Strategy, Strategic Alliances and International Business.
- He has completed Senior Management Program along with courses Managing Strategic Alliances, Supply chain Management from IIM Ahmedabad and Sales Management Program from Administrative Staff College of India.
- Certified "Great Manager to Work With" by the Great Manager Institute.

Remsons Quality Certifications

INDIA

UK

IATF 16949:2016

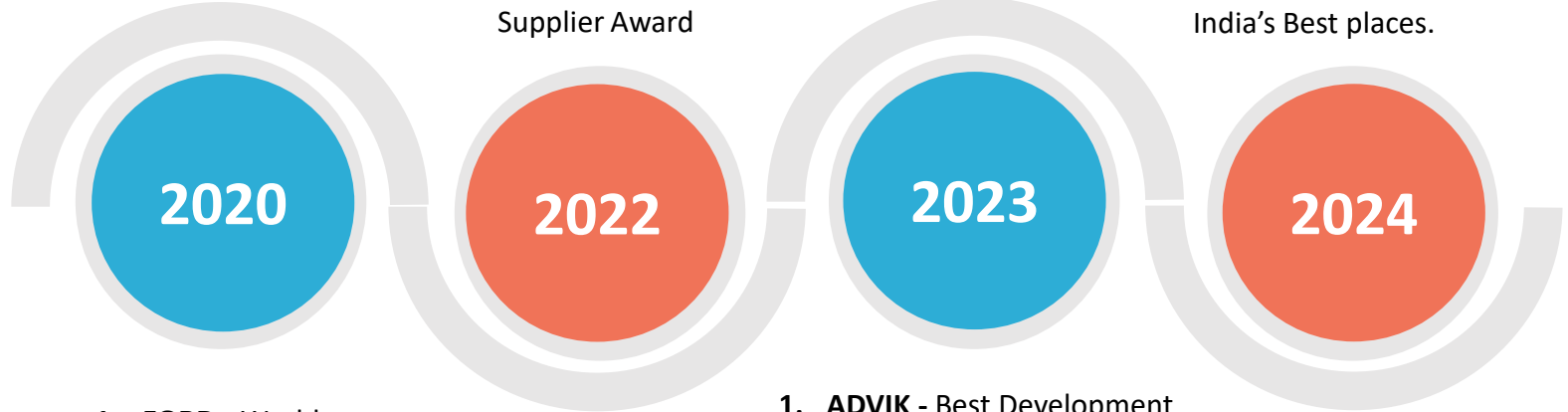
ISO 14001: 2015

IATF 16949:2016

ISO 14001: 2015



Recognitions and Honors: Celebrating Our Wins



- 1. **ASHOK LEYLAND** – Gold Quality Award
- 2. **INTEVA** - Best Supplier Award

- 1. **FORD** - World Excellence Award

- 1. **ADVIK** - Best Development Award
- 2. **ACMA** - 1st Place in QC competition for Productivity Improvement
- 3. **ACMA** - 1st Place in HR Competition

- 1. **Quality Forum India** - GOLD Award For TQM and Kaizen
- 2. **TISAX** Label for Information Security
- 3. **Ecovadis** Gold Rating for Sustainability
- 4. **Great Place to Work** – Certified 3 times in a row & Rank 30 among India’s Best places.

Sustainability

GOLD RATING OF SUSTAINABILITY



This result places our company among the top 5% percent of companies assessed by EcoVadis (95+ percentile).

EcoVadis is the world's most trusted provider of business sustainability ratings, They cover four sustainability themes: Environment

- Labour & Human Rights
- Ethics
- Sustainable Procurement.



MEMBER OF THE UN GLOBAL COMPACT



The Ten Principles of the United Nations Global Compact are derived from: the Universal Declaration of Human Rights, and the United Nations Convention Against Corruption.

- Environment
- Labor & Human Rights
- Anti-Corruption



CORPORATE SOCIAL RESPONSIBILITY – AWARD 2023



Education to the handicapped, the poor and the marginalized children in rural areas, tribal villages and urban slums is a priority concern for IDF. We are also focusing on Women Empowerment Programs providing adult education and vocational training to women



GENERATION OF 500 KVA PER MONTH



In keeping with the efforts of Clean and Renewable energy, Two of Remsons Units are Solar Powered generating almost 500 KVA per Month



Corporate Social Responsibilities - Activities

Distributed School kits & Menstrual Dignity Kits

Health Check-up for Underprivileged people

Meri Pathshala – Revamping Projects in Rural Schools

Grocery Kits distribution for Underprivileged people

Project Uddan - Stitching Machines at the "Project Silai School"

Cataract Surgery for Underprivileged people

Mid-Day Meal Sponsor – 400 Students per year

Blood Donation Camp – At Pune

"Naso-Laryngoscope" to Ramakrishna Mission Hospital - Mumbai

Plantation of 2,000 Trees in Gujarat (Pardi)



BEST CSR AWARD – 3 YEARS IN A ROW



Great Place To Work Certified



THREE
YEARS IN
A ROW



Ranking: Top
25
India's Best Building
a Culture of
Innovation by all



Ranking: Top
50
India's Best
Workplaces in
Manufacturing

**RECOGNITION FOR BEING AMONG
INDIA'S GREAT MID-SIZE WORKPLACES**

Remsons Industries Limited

Rank 30

*For inspiring **trust** among your people, instilling **pride** in them, creating an environment that promotes **camaraderie**, and delivering a great workplace experience **for all** your employees that make your organization one of **India's Great Mid-size Workplaces**.*

Balbir Singh

Balbir Singh
Chief Executive Officer
Great Place To Work® India



**THANK
YOU!**



Remsons Industries Limited

Tel: +91-22 3501 6400

Email: corporate@remsons.com

www.remsons.com

For further information, please contact

Saloni Ajmera

Tel: +91-99305 77801

Email: saloni@goindiaadvisors.com

Paridhi Jagnani

Tel: +91-91020 24869

Email: paridhi@goindiaadvisors.com

www.goindiaadvisors.com