



27th January, 2025

BSE Limited
P J Towers,
Dalal Street,
Mumbai – 400001

National Stock Exchange of India Limited
Exchange Plaza,
Bandra-Kurla Complex, Bandra (E)
Mumbai – 400051

Scrip Code: 542066

Scrip Code: ATGL

Dear Sir,

Sub: Submission of Media Release and Investor Presentation on Unaudited Financial Results (Standalone and Consolidated) for the quarter and nine months ended 31st December, 2024

In continuation to Outcome of Board Meeting dated 27th January, 2025, we hereby submit:

1. Media Release dated 27th January, 2025 on the Unaudited Financial Results (Standalone and Consolidated) for the quarter and nine months ended 31st December, 2024 as **Annexure "A"**.
2. Presentation on performance highlights of the Company on the Unaudited Financial Results (Standalone and Consolidated) of the Company for the quarter and nine months ended 31st December, 2024 as **Annexure "B"**.

The same is being uploaded on the Company's website at www.adanigas.com.

Kindly take the same on your records.

Thanking you,

Yours faithfully,
For Adani Total Gas Limited

Mira Soni
Company Secretary
Membership No. A47160

Encl.: As above

Adani Total Gas Limited
(Formerly known as Adani Gas Ltd)
Heritage Building, 8th floor,
Ashram Road, Usmanpura,
Ahmedabad-380014, Gujarat, India
CIN: L40100GJ2005PLC046553

Tel +91 79 2754 1988
Fax +91 79 2754 2988
info@adani.com
www.adanigas.com

Media Release

Adani Total Gas 9MFY25 & Q3 Results

9M & Q3FY25 Volume up 15% YoY

CNG network increases to 605 stations

PNG household increased to 9.22 lakh homes

1914 EV charging points spread across 226 cities

9MFY25 EBITDA stood at INR 893 Crs, up by 6% YoY

EDITOR'S SYNOPSIS

Operational Highlights Q3FY25 (Standalone):

- Increased CNG stations to **605** by adding **28** new stations
- Expanded PNG home connections to **9.22 lakh**, by adding **28,677** new households
- Increased Industrial & Commercial connections to **8,913** with **167 new consumers** added
- Completed cumulative ~ **13,082 Inch Km** of Steel Pipeline network
- Combined CNG and PNG volume of **257 MMSCM**, a **15%** increase Y-o-Y

Pan India Footprint –Q3FY25 (With JV namely IOAGPL):

- Combined network of **999** CNG Stations, with **41** new stations added
- PNG home connections cross 1 million mark to **1.09 million**, touching over 4 million lives on a daily basis.
- Grew Industrial & Commercial connections to **9949**, by adding **230 new consumers**
- Completed cumulative ~ **23,734 Inch Km** of Steel Pipeline network

Key Business updates

- As earlier notified by the Company, during the quarter under reporting APM Allocation of natural gas for CNG(T) segment was reduced impacting the profitability as Company had to bridge the shortfall with costlier purchase of natural gas to ensure uninterrupted supply of CNG to end consumers. This allocation was reduced for the entire CGD sector.
- For ATGL, the allocation of APM gas for CNG (T) segment was reduced from **63% to 51%** from 16th October 2024, and then further from **51% to 37%** effective 16th November 2024 onwards.

- Taking the above reductions into account, the average supply of APM based natural gas for CNG (T) segment during the quarter was at ~**47%**. As stated, the shortfall was met through supplies under the existing contracts, allocation of natural gas under New Well gas pricing mechanism and by ways of purchase through IGX gas exchange, ensuring uninterrupted supply.
- Recently, with effect from 16th January 2025, APM allocation of natural gas for CNG (T) has increased from **37% to 51%**. As already notified by the Company, this would have a positive impact for the next quarter.

Adani TotalEnergies E-mobility Limited (ATEL), Adani TotalEnergies Biomass Limited (ATBL) and LNG for Transport & Mining (LTM)

- **1914 EV charging points** have already been commissioned across **226 cities- 22 States & 4 Union-Territories**. Large number of charge points are at various stage of progress.
- Presence of our Charge points have now increased to **20 Airports** in India.
- ATBL has commenced production and sales of CBG from Barsana plant and hope to enhance the same along with sale of Fermented Organic Manure (FOM)/ Phosphate rich organic manure (PROM) soon in the future
- Company has commenced the first LNG Station for long haul trucks and Buses in Tirupur, Tamilnadu. Many more LNG stations are at various stage of progress

Financial Highlights Q3FY25 (Standalone) Y-o-Y:

- Revenue from Operations increased by **12%**, reaching **INR 1,397 Cr**
- EBITDA stood at **INR 272 Cr**
- **PAT for the quarter was INR 143 Cr**

Consolidated Q3FY25 PAT

- Earned consolidated PAT of **INR 142 Cr**

Financial Highlights 9MFY25 (Standalone) Y-o-Y:

- Revenue from Operations increased by **11%**, reaching **INR 3950 Cr**
- EBITDA rose by **6%** to **INR 893 Cr**
- PAT increased by **2%**, reaching **INR 499 Cr**

Consolidated 9MFY25 PAT

- Earned a consolidated PAT of **INR 500 Cr**

Ahmedabad, 27 January 2025: Adani Total Gas (ATGL), India's leading energy transition company, continues its mission of transforming India's energy landscape through extensive infrastructure development. Today, ATGL announced its operational, infrastructural and financial performance for the quarter and nine months ended 31st December 2024.

"ATGL maintained its growth trajectory, focusing on customer centric approach and delivering a robust operational performance with a notable 15% year-on-year increase in volume. Despite the reduced APM gas allocation, Team ATGL ensured an uninterrupted supply of CNG to our large masses of consumers by sourcing additional supplies of gas through alternative options. The key to us is to calibrate the end prices balancing the affordability of end consumers and other stakeholders including profitability of the Company which is evident from our growth in the volumes of 15% and EBIDTA growth of 6% for 9 months period on YoY basis. We are striving to further accelerate development of PNG and CNG infrastructure across our 34 GAs, including the recently added Jalandhar GA in Punjab," said **Mr. Suresh P Manglani, ED & CEO, ATGL.**

Standalone Operational and Infrastructural Highlights:

Operational Performance							
Particulars	UoM	9M FY25	9M FY24	% Change YoY	Q3 FY25	Q3 FY24	% Change YoY
Sales Volume	MMSCM	730	633	15%	257	224	15%
CNG Sales	MMSCM	486	408	19%	171	144	19%
PNG Sales	MMSCM	244	225	8%	86	80	8%

Infrastructure Performance				
Particulars	UoM	As on 31 Dec' 24	9M Additions	Q3 Additions
CNG Stations	Nos.	605	58	28
MSN (IK)	Nos.	13,082	1060	566
Domestic-PNG	Nos.	9,21,677	1,01,310	28,677
Commercial -PNG	Nos.	6,028	402	114
Industrial-PNG	Nos.	2,885	180	53

Infrastructure & Operations Commentary – Q3FY25

- Crossed 600 CNG stations to reach at 605 CNG stations across 34 GAs
- Over **9 lakh homes** are now connected with Piped Natural gas
- CNG Volume increased by **19% Y-o-Y** on account of CNG network expansion across multiple Geographical Areas (GAs)
- With addition of new PNG connections, PNG Volume has increased by **8% Y-o-Y**
- Overall volume has increased by **15% Y-o-Y**

Standalone Financial Highlights:

Financial Performance							
Particulars	UoM	9M FY25	9M FY24	% Change YoY	Q3 FY25	Q3 FY24	% Change YoY
Revenue from Operations	INR Cr	3,950	3,556	11%	1397	1243	12%
Cost of Natural Gas	INR Cr	2,666	2,391	11%	991	824	20%
Gross Profit	INR Cr	1,284	1,165	10%	406	419	-3%
EBITDA	INR Cr	893	846	6%	272	301	-10%
Profit Before Tax	INR Cr	670	655	2%	193	231	-17%
Profit After Tax	INR Cr	499	488	2%	143	172	-17%

Results Commentary Q3 FY25

- Revenue from operations rose by **12%** on account of higher volume
- Besides higher volume, with lower allocation of APM gas to CNG segment coupled with higher R-LNG price due to winter, the cost of Natural gas rose by **20%**.
- During the quarter, APM allocation for CNG segment was at **~47%**, the balance was met with New Well Gas, existing contracts and Spot procurement.
- ATGL took a balanced approach in passing the higher gas cost to ensure volume growth does not get impacted, but due to the replacement of APM gas with other sources, the gas cost has increased, which has impacted the Quarter profitability.
- EBITDA was adversely impacted due to higher gas costs. Quarterly EBITDA declined 10% Y-o-Y to INR **272 Crs.**
- PBT and PAT declined by **17%** on account of increased depreciation due to expanding asset base

Digitalization and Customer Delight Highlights

- Besides already providing state of art digital channel for customer delight, now ATGL has launched a Doorstep Customer Delight program to provide delightful experience to its customers at their doorstep.

Key ESG Highlights

- ATGL's DJSI net ESG score improved to **62** from 54, positioned in **80th percentile** amongst the 143 companies
- **ATGL** received **Humanity Hero Award** from **Yuva Unstoppable** for significant contribution towards CSR activities.
- **25 sites** are now facilitated with **Rainwater Harvesting** system

About Adani Total Gas

Given its gas distribution, ATGL is authorised in 34 Geographical Areas and plays a significant role in the nation's efforts to enhance the share of natural gas in its energy mix. Of the 53 GAs, 34 are owned by ATGL and the balance 19 GAs are owned by Indian Oil-Adani Gas Private Limited (IOAGPL) – a 50:50 joint venture between Adani Total Gas Limited and Indian Oil Corporation Limited. Further, ATGL has formed 2 wholly owned subsidiaries namely Adani TotalEnergies E-Mobility Ltd (ATEL) and Adani TotalEnergies Biomass Ltd (ATBL) for its E-Mobility and Biomass Business respectively. ATGL has also formed a 50:50 joint venture, namely Smart Meter Technologies Private Limited for its gas meter manufacturing business.

For more information, please visit <https://www.adanigas.com/>

For Media Queries:
Roy Paul | roy.paul@adani.com

For Investor Queries:
Priyansh Shah | priyansh.shah@adani.com

Adani Total Gas Limited



CGD | e-Mobility | Biomass

9M & Q3FY25

Earnings Presentation



Compressed
Natural Gas



Piped
Natural Gas



LNG for Transport
and Mining



e-Mobility



Biomass
(Compressed Biogas
and Organic Fertiliser)

Contents

01	Executive Summary
02	ATGL – Operational and Financial Performance –9M & Q3FY25
03	Sustainable Business Update
04	ESG Framework & Sustainability Update
05	Rationale for Investment
06	About Adani Total Gas Limited
07	ATGL: Digitization and Customer Delight
08	ATGL: Promoter's Overview
	08. a Adani Portfolio
	08. b TotalEnergies
	Annexure






01

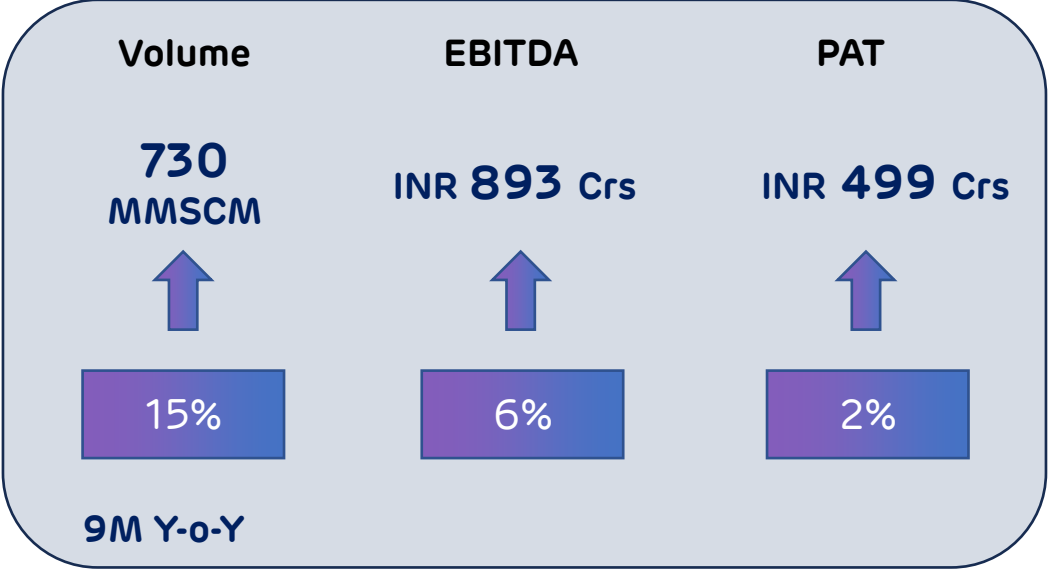
**ATGL – Operational and Financial
performance - Executive Summary**

Operational and Financial Highlights – 9MFY25 – Y-o-Y

CGD - Operational Highlights

- CNG Stations increased to 605, Added 58 CNG stations, with 116 being CODO/DODO stations
- Steel pipeline network increased to ~ 13,082 inch-km
- 9.22 Lakh PNG Home Connection, ~ 101,310 homes connected to PNG
- PNG Commercial & Industrial connection Customers increased to 8,913.



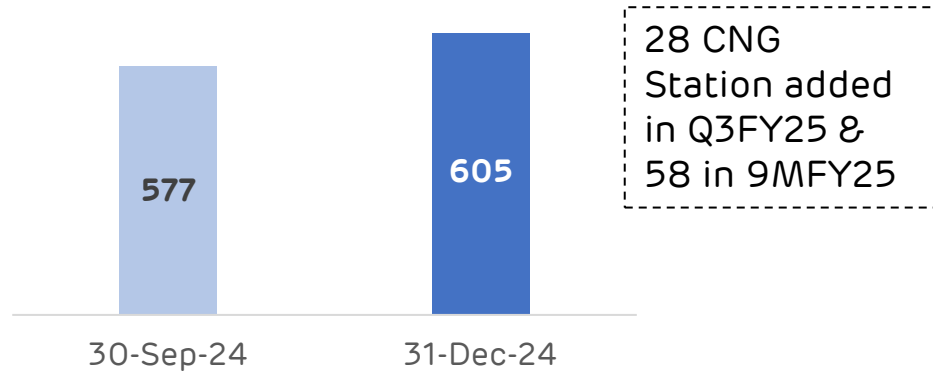


02

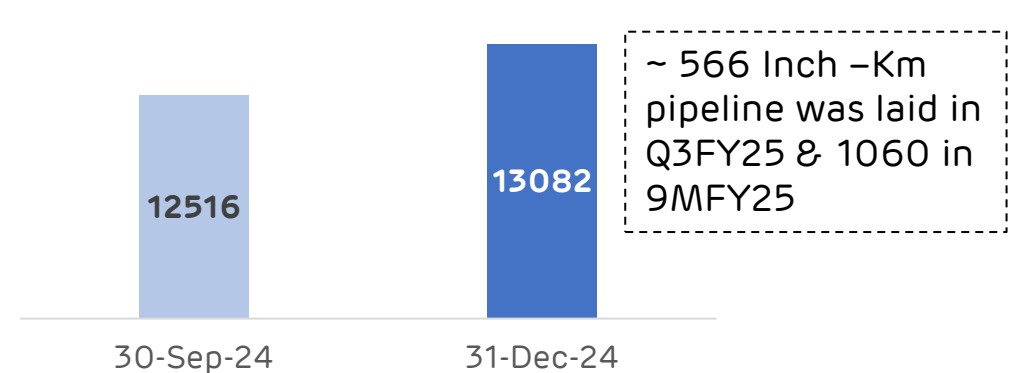
ATGL – Operational and Financial Performance – 9M & Q3FY25

Infrastructure Update : As on 31 December 2024

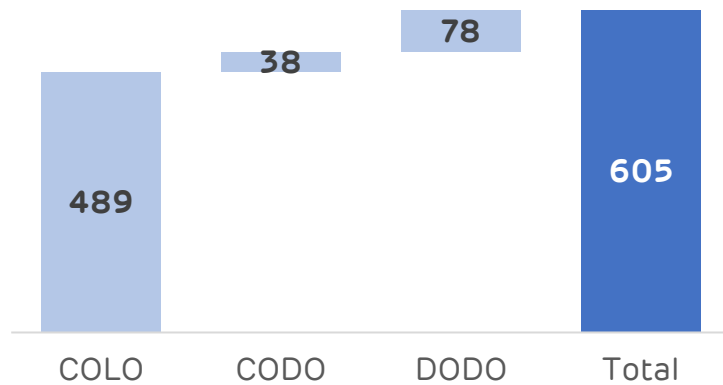
CNG Stations



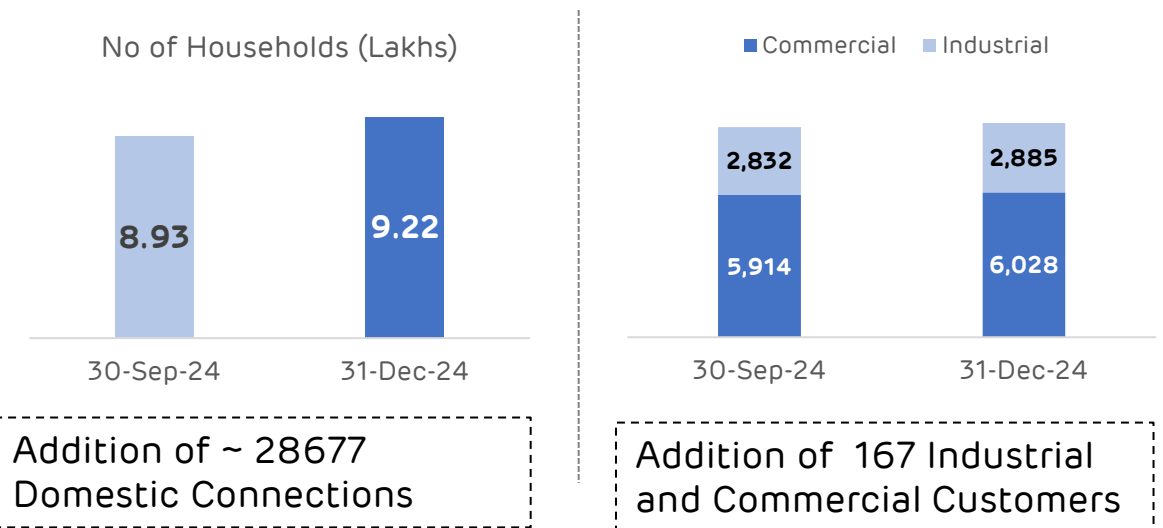
Steel Network in Inch-Km



Break up of CNG Stations

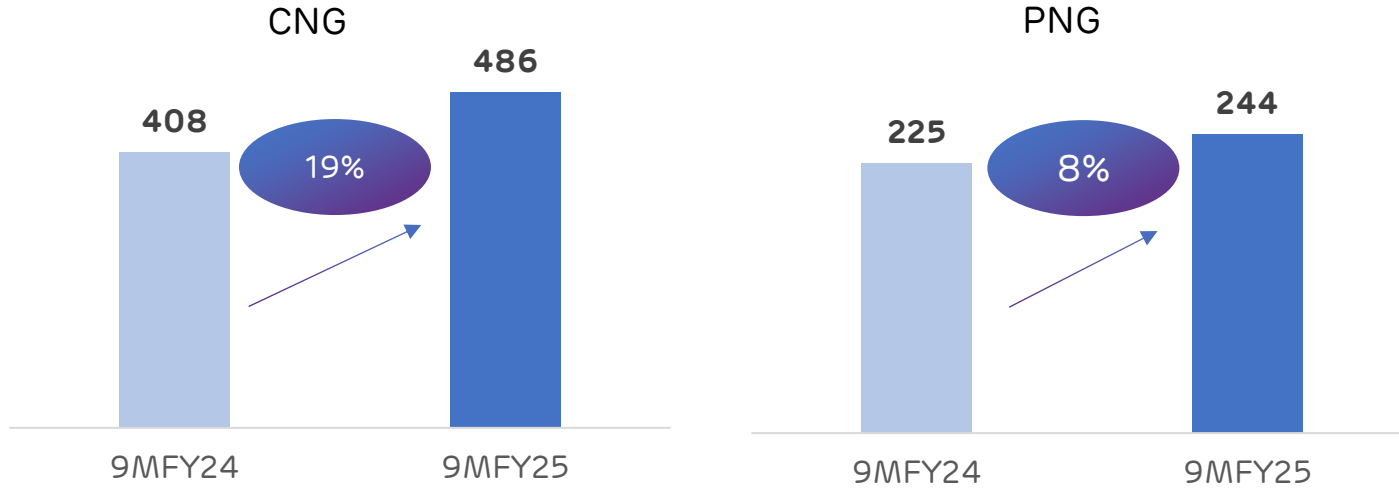


PNG Connections



Volume & Gas Sourcing – 9MFY25 - Y-o-Y

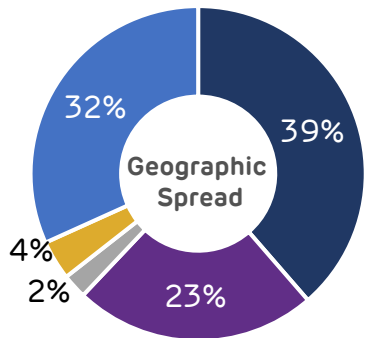
Volume in MMSCM



CNG Volume has increased by 19% Y-o-Y on account of CNG network expansion across multiple GAs

With recovery of Industrial Volume and addition of new Domestic & Commercial connection, PNG Volume increased by 8%

Geographic Spread



■ Ahmedabad ■ Faridabad ■ Vadodara ■ Khurja ■ New GAs

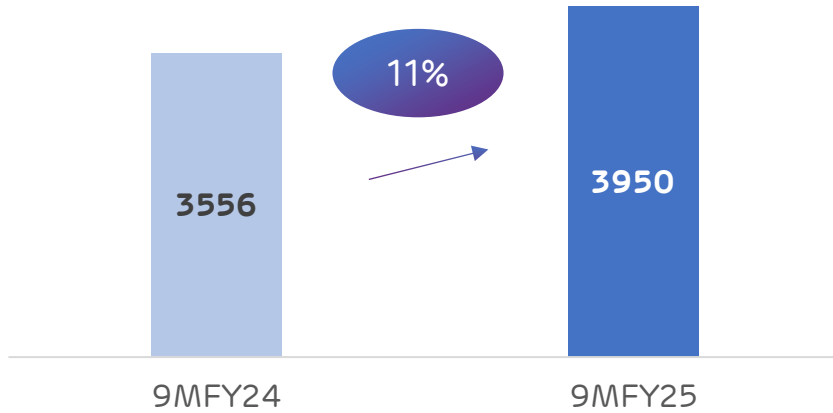
Increase of New GAs volume mix to 32% in 9MFY25 from 27% in FY24

Gas Sourcing Update

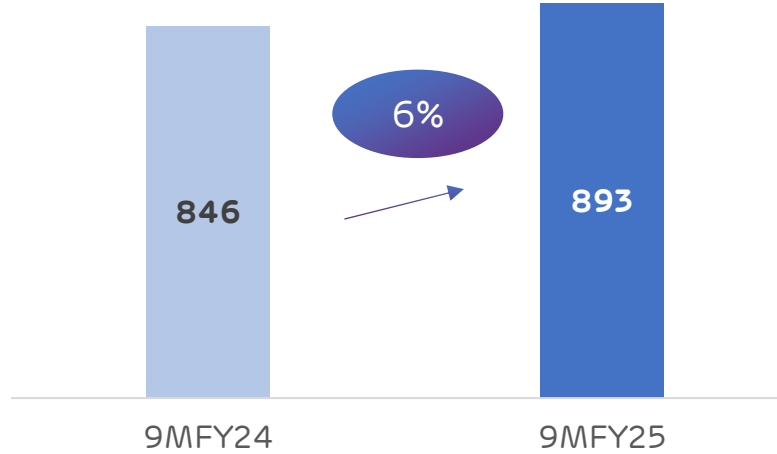
- During the quarter, there was a reduction in APM allocation for the CNG(T) segment for entire CGD sector.
- For ATGL, APM allocation for CNG(T) was reduced from 63% to 51% on 16th October 2024, and further to **37%** on 16th November 2024.
- APM shortfall for CNG(T) during Q3 FY25 was at **~53%**
- ATGL maintained uninterrupted supply during this period through its existing contracts, new well gas, and IGX procurement.
- Recently on 16th January 2025, APM allocation for CNG increased from **37% to 51%**
- ATGL's strategy has been to build a robust gas sourcing portfolio with multiple linkages across multiple tenors with various suppliers to ensure supply and price stability.

All Fig in INR Crs
Numbers are on Standalone Basis

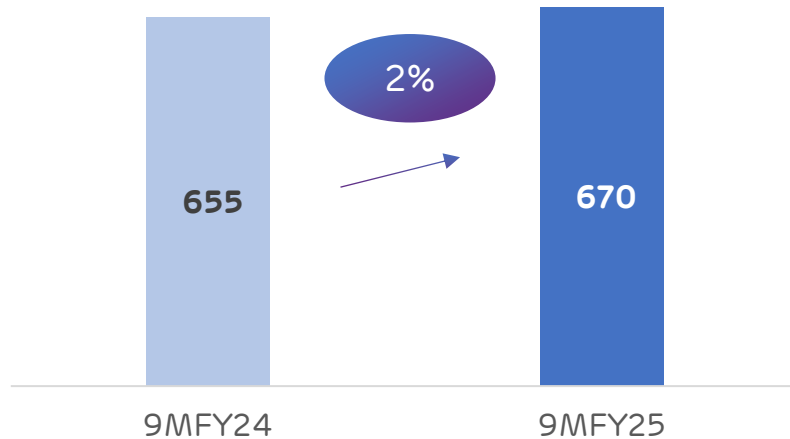
Revenue from Operations



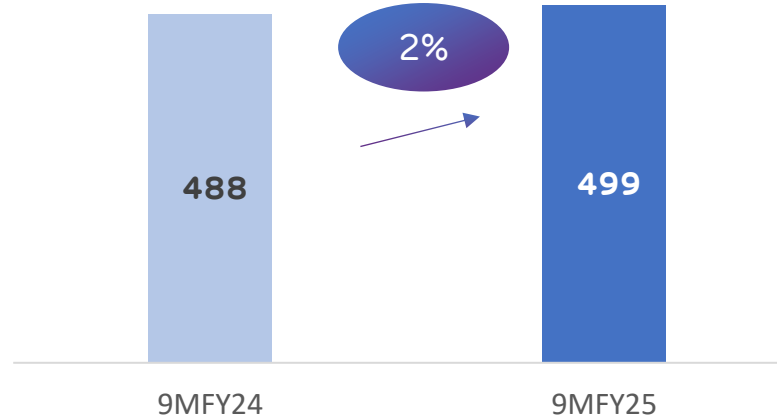
EBITDA



PBT



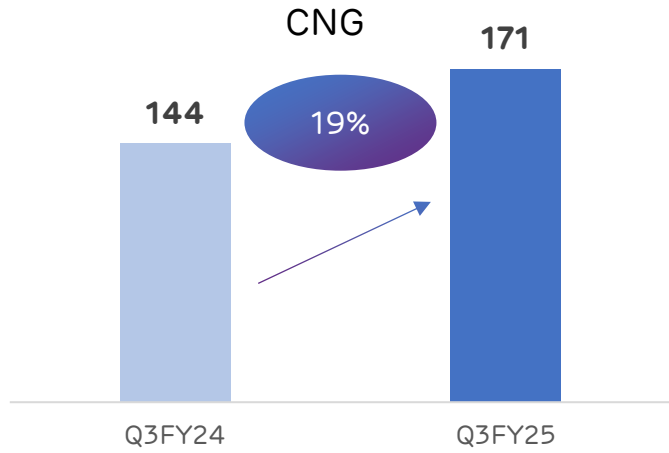
PAT



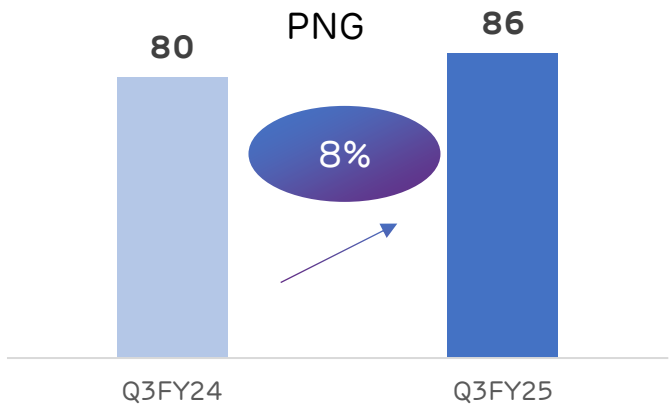
Y-o-Y Comparison

- Revenue from operations rose by 11% on account of higher volume and sales realization
- EBITDA rose by 6% to **INR 893 Cr**, supported by volume growth due to infrastructure expansion and operational efficiency
- PBT and PAT both increased by **2% Y-o-Y**.

Volume in MMSCM



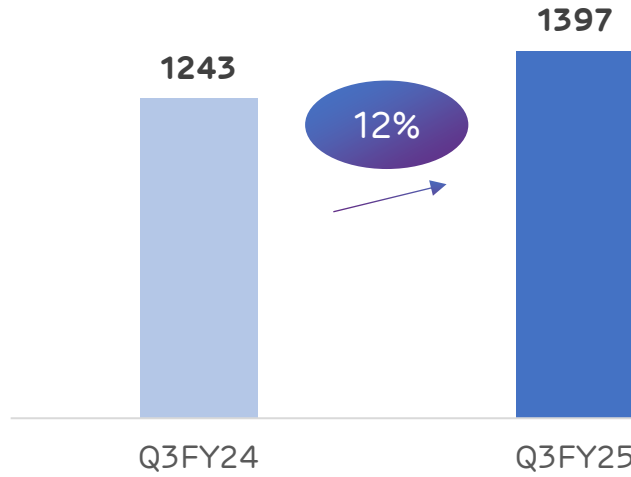
CNG Volume has increased by 19% Y-o-Y with network expansion of CNG stations



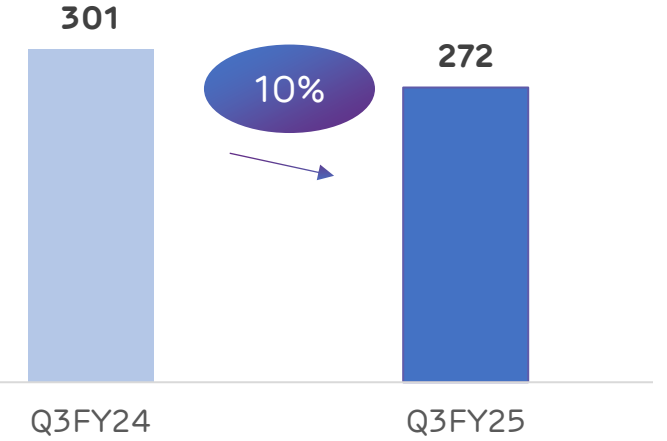
PNG Volume has increased by 8% Y-o-Y due to penetration in the market.

All Fig in INR Crs
Nos are on Standalone Basis

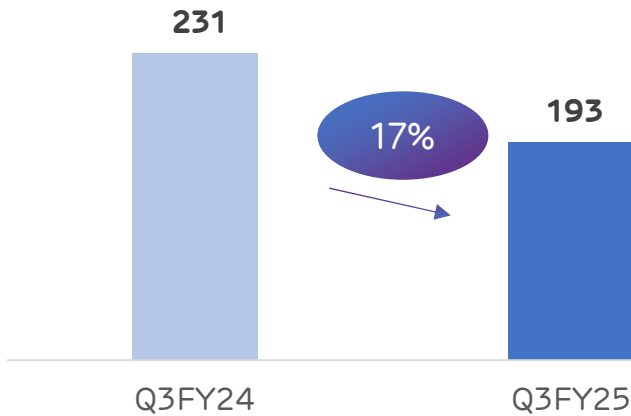
Revenue From Operations



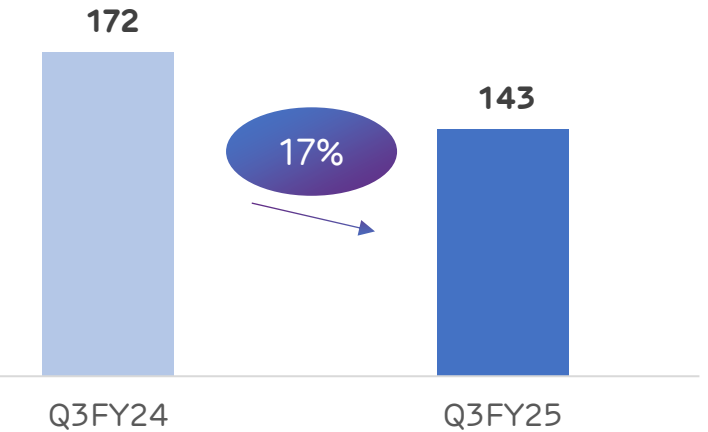
EBITDA



PBT



PAT





03

Sustainable Business Update

Charging Points (CPs)

1914 CPs
Added 428 CPs in Q3

Installed Capacity

~19 MW

Presence

22 States & 4 UT
226 Cities

Charging Points under construction

1067 CPs under construction

Tenders Update – 3 Tenders Won with over 150+ Charging points



Delhi Development Authority
20 Locations with 100+ charge points



Madhura Vrindavan
5 Locations with 20 + charges Points



Goa Energy Development Agency
10 Locations with 30+ charge points

Business to Business – Tie Ups

Over 10 B2B tie-ups including Vehicle OEMs, Fleet Operators, e-commerce platforms etc

B2B tie-ups ensures Assured Revenue and helps in increase of utilization for B2C charging points.

Airport - Presence



No.1 Airport CPO in the country with presence across 20 Airports

Barsana Bio Plant Update

- Consistent Supply of Quality CBG meeting BIS specifications
- Total 384 tons of total CBG has been sold to Gail
- Barsana Plant achieved a peak production of 4.2 tons per day for CBG on 15th November,2024 and it is expected to achieve full production by April'25
- Currently Plant is operating on two feedstocks: cow dung and paddy straw






























Fertilizer Branding

- ATBL introduced its new organic fertilizer brand, **"Harit Amrit"** with bag Packaging size: 40Kg



04

ESG Framework & Sustainability Update – Q3FY25

Initiatives	Target for FY 2024-25	UN SDGs	Achievement in Q3
 Solarization	0.3 MW Rooftop solar plants by 2025 & reaching up to 1.5 Mw	  	Installation & commissioning done for 30KW
 Methane Leak detection & Repair	To Cover 3500 Km & Y-O-Y reduction by 10%	  	750 Km of area covered for methane leak detection & Repair survey
 Water Management	25 sites facilitated by Rainwater Harvesting System	  	All developing station adopted approach of RWH infrastructure
 Greenmosphere	Planting of 50,000 Trees & reaching up to 2.7 lacs	  	Pusad location decided for mass plantation
 Decarbonization of fleets	Sustain 100% Decarbonization of Fleets	  	Currently 586 Nos. of LCVs running on CNG
 Employee Fatality at workplace	zero Fatality & <0.25 LTIFR	 	Total 18963 training man hours through 705 safety training programs
 Student coverage through Greenmosphere	30000 students to be trained	  	Around 12100 Nos. students trained on climate action under greenmosphere.

Green Millenium : Students Training on Climate program

- Main Aim of project is Building an army of Conservation Ambassadors.



Digital (smart) Classroom & WASH Facility (Pilot scale)

- **Digital Classroom Initiative:** Aimed at integrating technology into education for enhanced learning outcomes.
- **WASH Facility:** Designed to improve sanitation facilities & promote hygiene specially for female students.



Adani Foundation Vision Care Program

- In vision care program, **12540 male** students & **13344 female** students covered for eye checkup and over 1800-piece of spectacles distributed among them.
- Program also aims to create awareness among communities on importance of vision screening

- **SDGs Alignment**



Latitude: 22.999168
Longitude: 71.444306
Elevation: 61.371 m
Accuracy: 9.5 m
Time: 11-22-2024 09:36

ATGL: Award & Recognition

ATGL received **Humanity Hero Award** from **Yuva Unstoppable** for significant contribution towards CSR activities.



DJSI ESG Score

ATGL's DJSI net ESG score improved to **62** from 54, positioned in **80th percentile** amongst the 143 companies

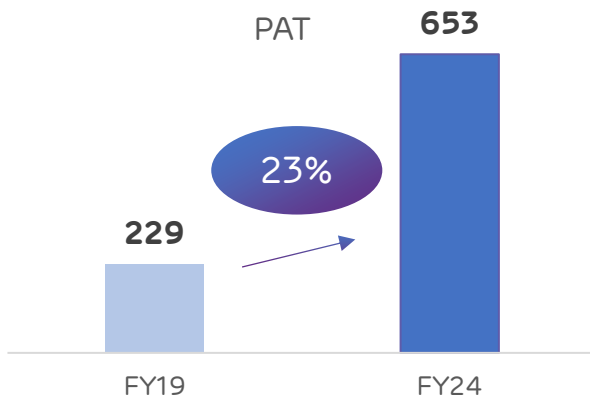
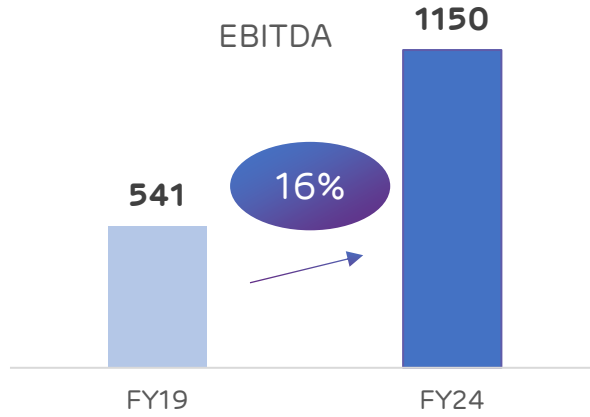


05

**Rationale for
Investment**

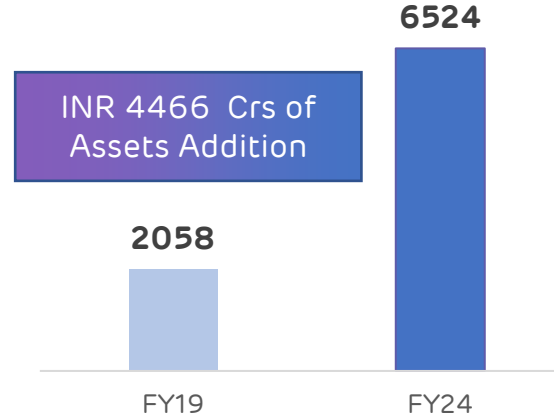
ATGL : Strong Growth with Financial Discipline

All Fig in INR Crs except ratios



Strong Operational Performance has led EBITDA growth of 16% CAGR and PAT of 23% CAGR

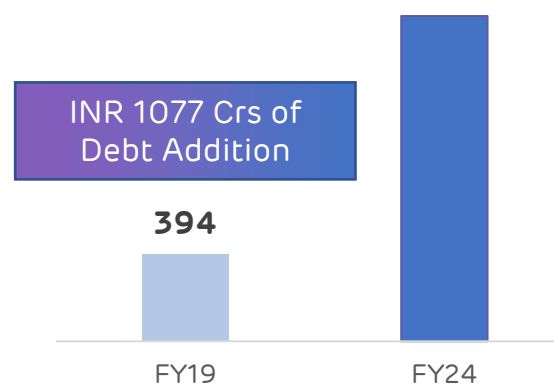
Total Assets



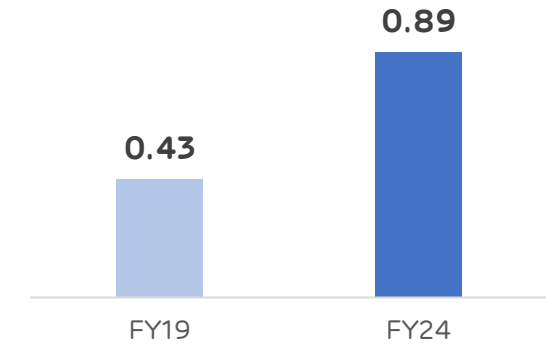
Gross Debt to Net Fixed Assets



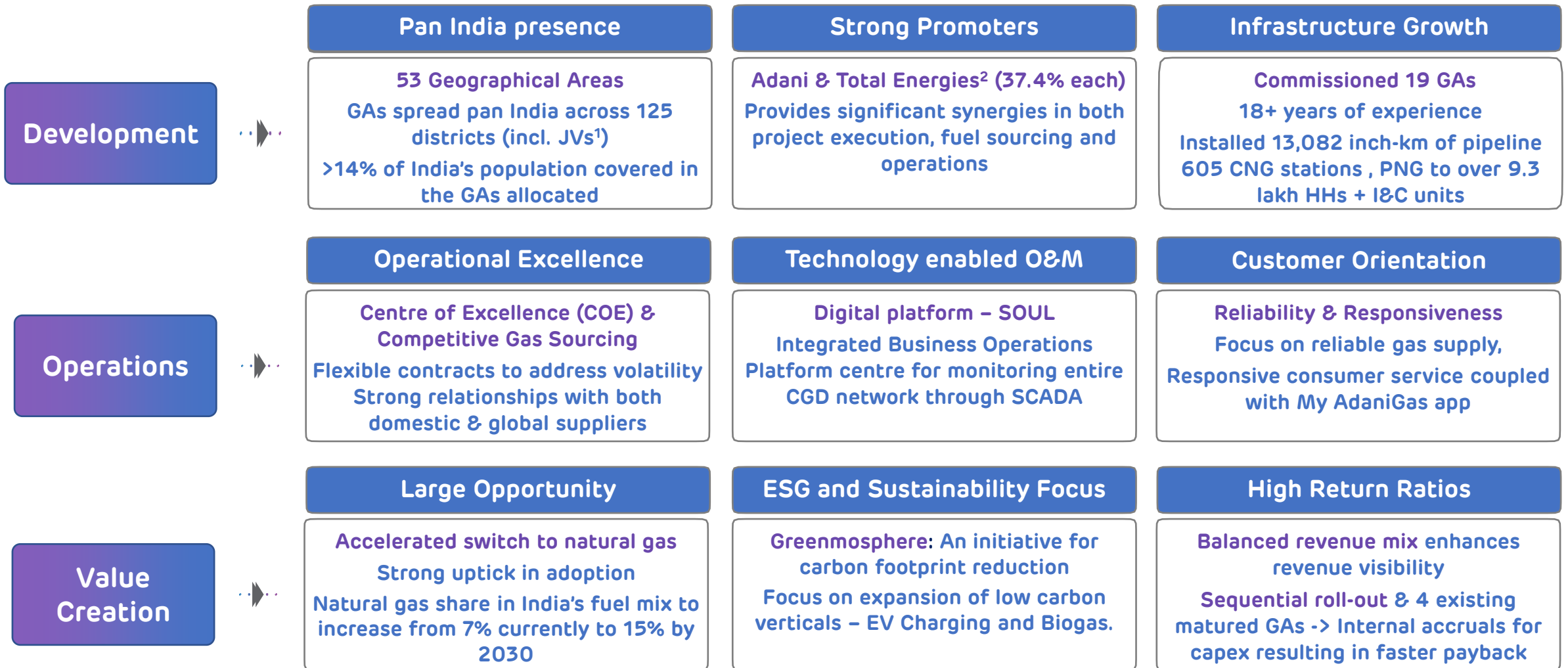
Gross Debt



Net Debt to EBITDA

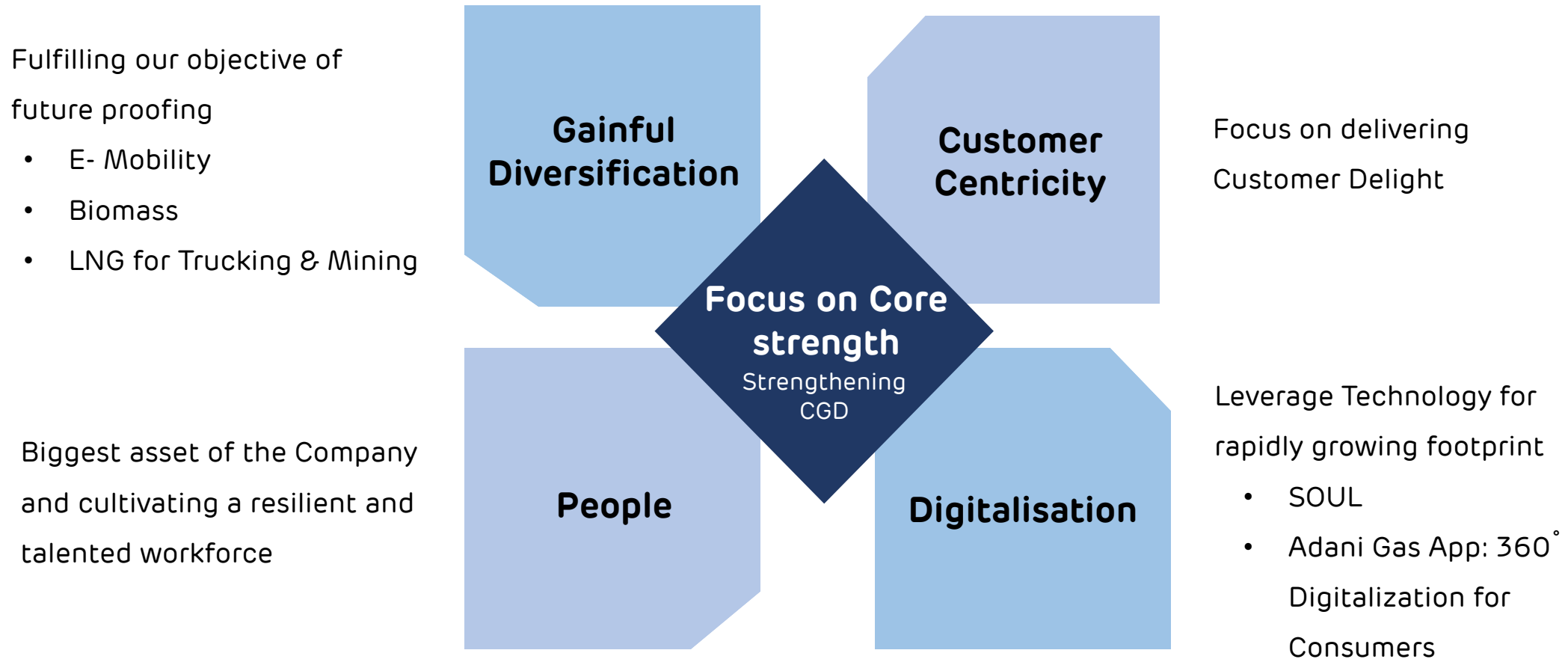


ATGL continues to have strong Balance sheet and follows robust financial prudence and has Net Debt to EBITDA ratio of 0.89x and Gross Debt to Fixed Assets at 33% which implies that assets are backed by lower leverage



1. 50:50 JV between ATGL & Indian Oil Corporation Ltd. (IOAGPL) operates 19 GAs; 2. TotalEnergies Holdings SAS, worlds second largest LNG private player acquired 37.4% stake in ATGL in Feb-2020.

GAs: Geographical Areas; JV: Joint Venture; CGD: City Gas Distribution; SCADA: Supervisory control and data acquisition; CNG: Compressed Natural Gas; O&M: Operations & Maintenance; mmscmd: Million Metric Standard Cubic Meters per Day; PNG: Piped Natural Gas; ESG: Environmental, Social & Governance; HH: Households; I&C: Industrial and commercial units



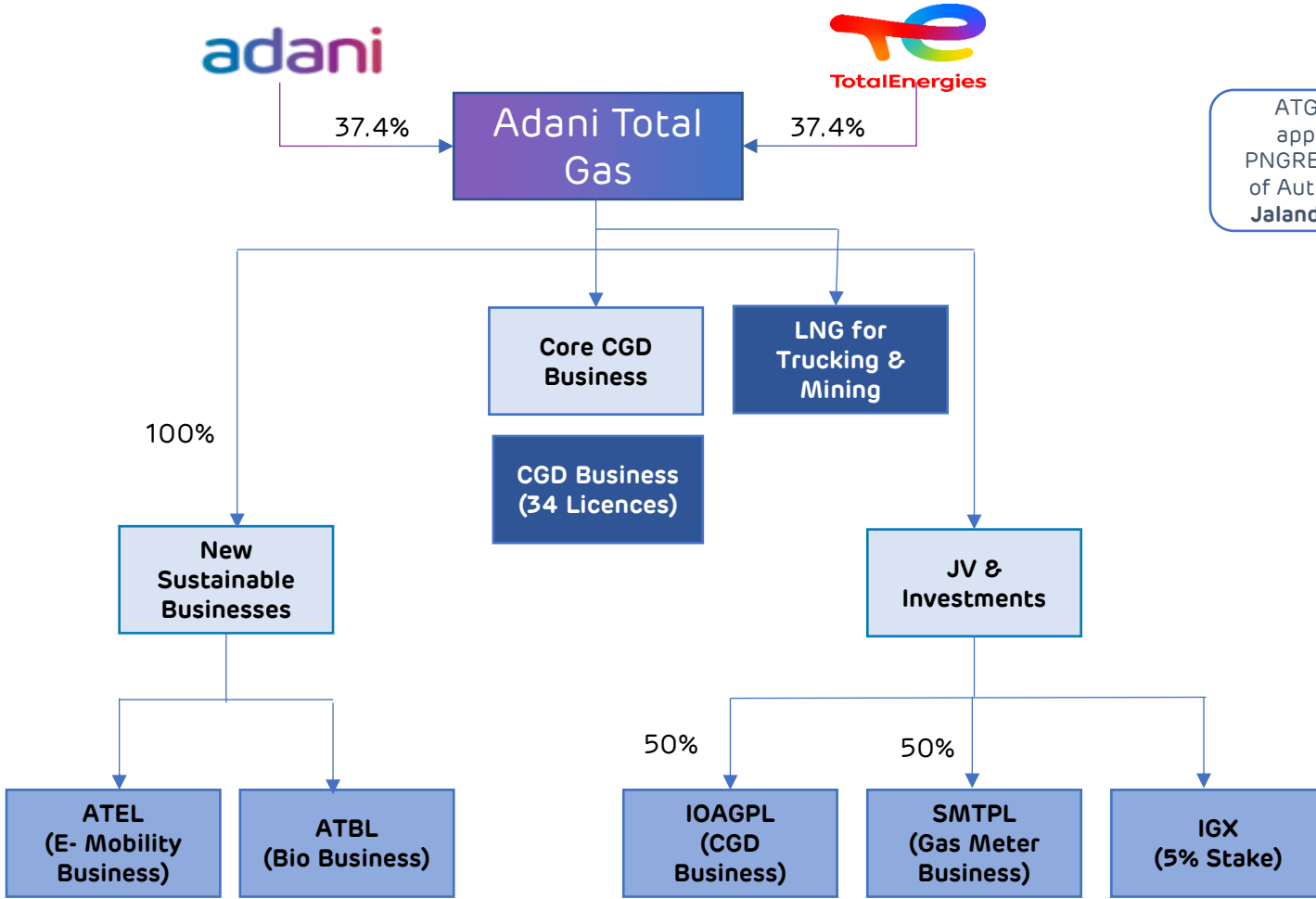
ATGL at an inflection point as we spearhead the transition towards clean energy solutions to customers.



06

About Adani Total Gas Limited

Business Structure

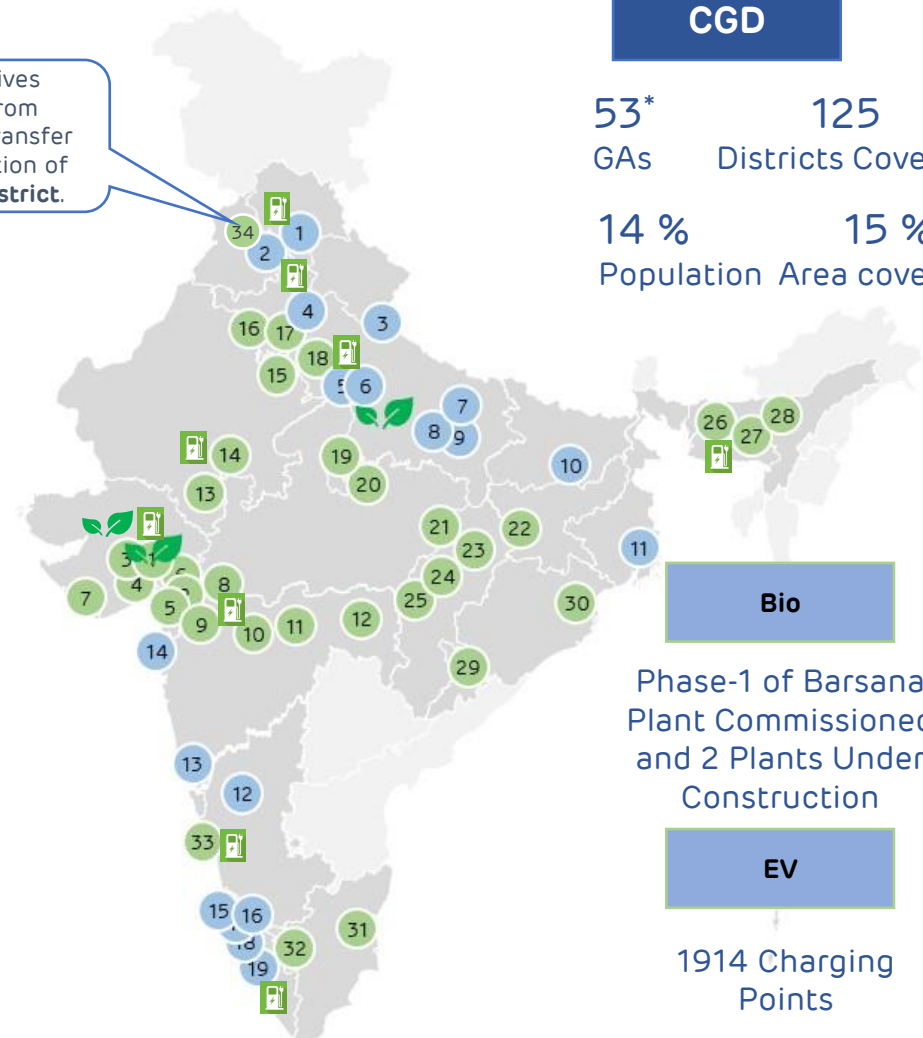


ATGL – Diversified Energy Platform for meeting consumers requirement

GA : Geographical Area

ATGL Presence

ATGL receives approval from PNGRB for transfer of Authorization of Jalandhar District.



CGD

53* GAs 125 Districts Covered
 14 % Population 15 % Area covered#

Bio

Phase-1 of Barsana Plant Commissioned and 2 Plants Under Construction

EV

1914 Charging Points

Please refer annexure for list of all GAs

■ ATGL Existing GA
 ● IOAGPL GA
 EV Charging
 BioGas Project



07

**ATGL: Digitization and
Customer Delight**

Projects

SOUL Control Center

- **Centralized SCADA**
- **GIS**
 - CNG stations/assets
 - LCNG Stations
 - Biogas plants

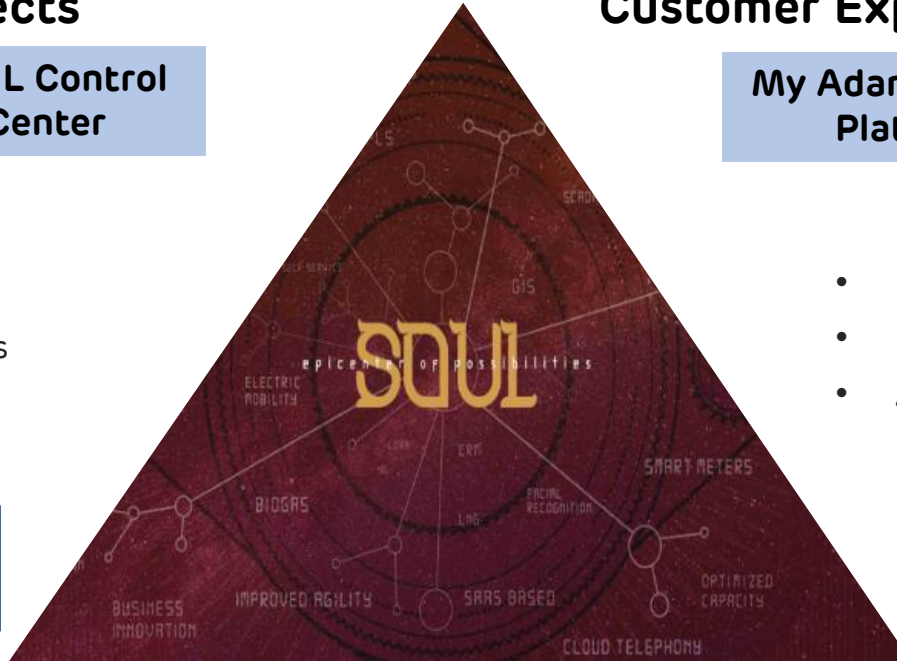
Centralized Monitoring of Assets

Customer Experience

My Adani Gas App Platform

- Self billing and payments
- End-to-end customer journey
- After sales services

~98% of collections are made digitally



Operational Excellence

Digital Platforms

- Industry cloud for Analytics based decision making
Monitor and improve unit profitability

NANO

“No Automation No Operations” for all business functions to ensure 100% digitalization of manual tasks

My Adani Gas App : 360° Digitalization for Consumers

adani Gas

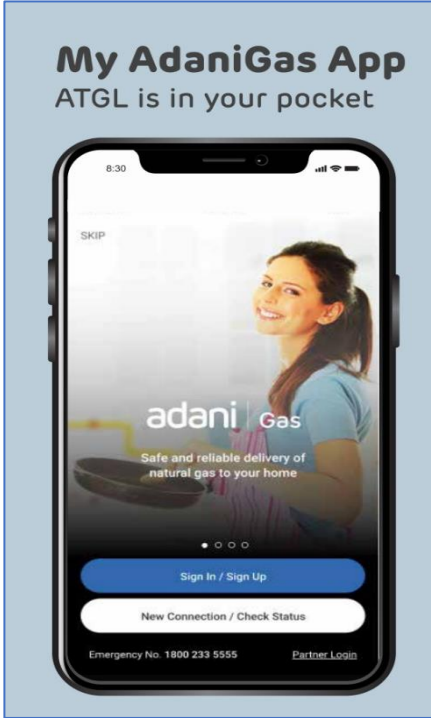
FIRST CGD IN INDIA TO UTILIZE CLOUD-BASED SAP INTEGRATED

Features

- 1 Multilingual support - Gujarati/Hindi/English
- 2 Automated responses to customers' calls
- 3 Direct Data availability from the SAP system
- 4 Self-help for customers
- 5 Customer Friendly and Simple support system
- 6 Faster resolution of customer query
- 7 Solution on the fingertips
- 8 Auto generation of Complaint/ Request and Query

Call Addressed by IVRS

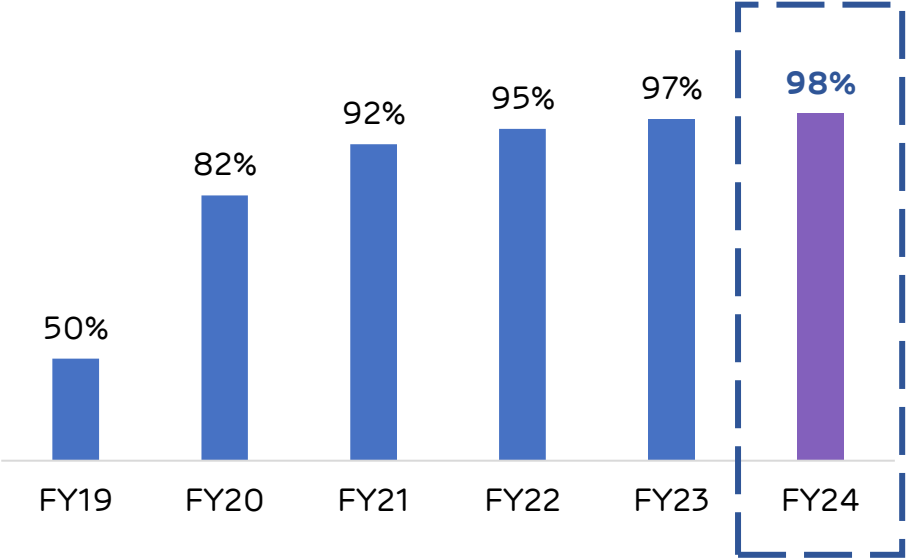
- 17% of the total calls are addressed by IVRS.
- Avg. calls handled by IVRS: **12K calls/month**



Available in Hindi | English & Gujarati

24 x 7 Customer Support

Share of Digital Payment in all Consumer Transactions (%)



Significant growth in the share of Digital Transactions on back of various consumer focused initiatives

Committed to Consumer Delightfulness



08

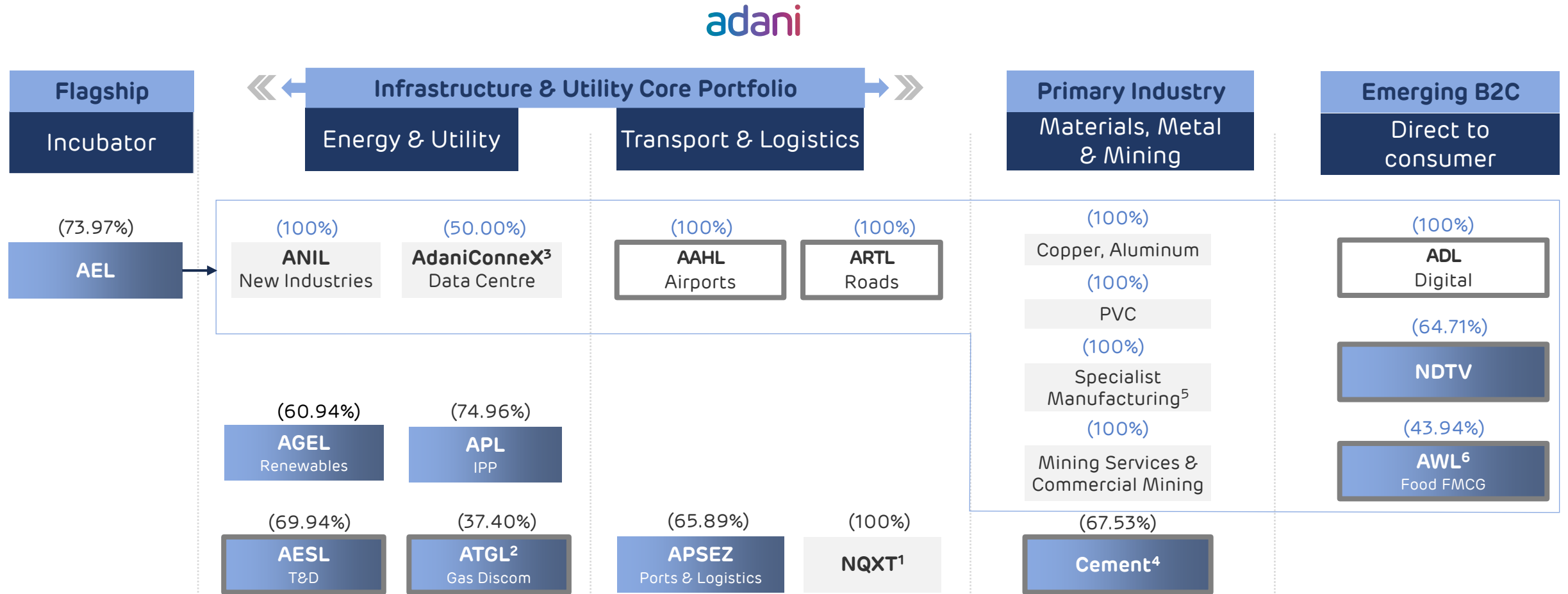
**ATGL: Promoter's
Overview**

08a

About Adani Group



Adani Portfolio: A World class Infrastructure & Utility portfolio


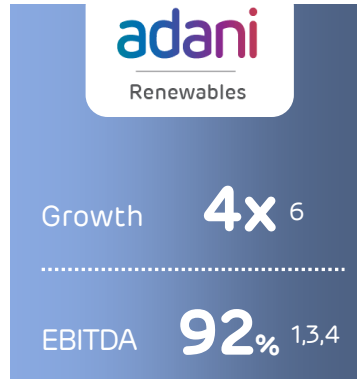
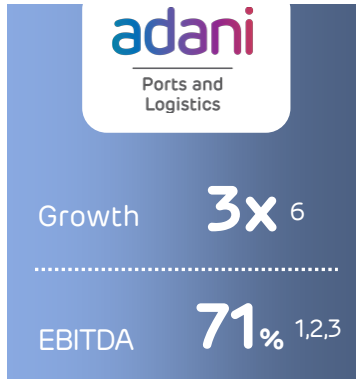


A multi-decade story of high growth centered around infrastructure & utility core

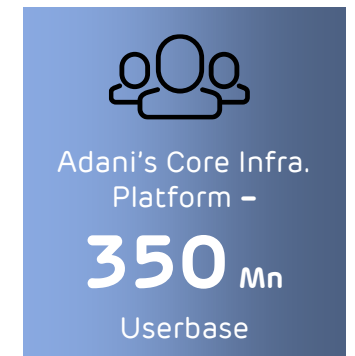
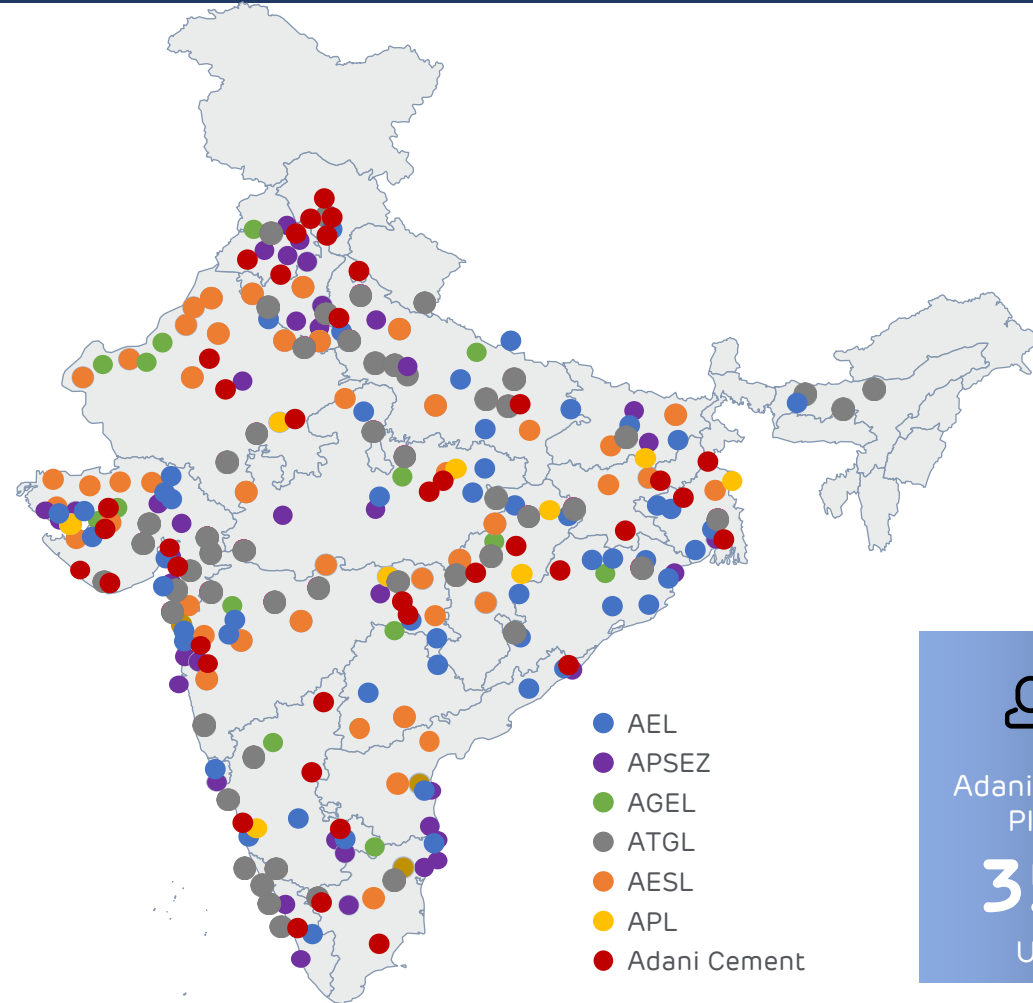
1. NQXT: North Queensland Export Terminal | 2. ATGL: Adani Total Gas Ltd, JV with Total Energies | 3. Data center, JV with EdgeConnex, | 4. Cement includes 67.53% (67.57% on Voting Rights basis) stake in Ambuja Cements as on 31st December, 2024 which in turn owns 50.05% in ACC Limited. Adani directly owns 6.64% stake in ACC Limited. Ambuja Cements Ltd. holds 58.08% stake in Sanghi Industries Ltd. | 5. Includes the manufacturing of Defense and Aerospace Equipment | 6. AEL to exit Adani Wilmar JV, diluted 13.50% through Offer For Sale (13th Jan'24), residual stake dilution is pursuant to agreement between Adani & Wilmar Group. | AEL: Adani Enterprises Limited; APSEZ: Adani Ports and Special Economic Zone Limited; AESL: Adani Energy Solutions Limited; T&D: Transmission & Distribution; APL: Adani Power Limited; AGEL: Adani Green Energy Limited; AAHL: Adani Airport Holdings Limited; ARTL: Adani Roads Transport Limited; ANIL: Adani New Industries Limited; AWL: Adani Wilmar Limited; ADL: Adani Digital Labs Pvt. Limited; IPP: Independent Power Producer | NDTV: New Delhi Television Ltd | PVC: Polyvinyl Chloride | Promoter's holdings are as on 31st December, 2024.

Adani Portfolio: Decades long track record of industry best growth with national footprint

Secular growth with world leading efficiency



National footprint with deep coverage



Note: 1. Data for FY24 ; 2. Margin for Indian ports business only | Excludes forex gains/losses; 3. EBITDA: Earning before Interest Tax Depreciation & Amortization | EBITDA: PAT + Share of profit from JV + Tax + Deferred Tax + Depreciation + Finance Cost + Forex Loss / (Gain) + Exceptional Items 4. EBITDA Margin represents EBITDA earned from power supply 5. Operating EBITDA margin of transmission business only, does not include distribution business | 6. Growth pertains to expansion and development aligned with market growth. Growth of respective Adani portfolio company vs. Industry growth is as follows: **APSEZ's** cargo volume surged from 113 MMT to 408 MMT (14%) between 2014 and 2024, outpacing the industry's growth from 972 MMT to 1539 MMT (5%). **AGEL's** operational capacity expanded from 0.3 GW to 10.9 GW (57%) between 2016 and 2024, surpassing the industry's growth from 46 GW to 143.6 GW (15%). **AESL's** transmission length increased from 6,950 ckm to 20,509 ckm (14%) between 2016 and 2024, surpassing the industry's growth from 3,41,551 ckm to 4,85,544 ckm (4%). **ATGL** expanded its geographical areas from 6 to 52 (27%) between 2015 and 2024, outperforming the industry's growth from 62 to 307 (19%). PBT: Profit before tax | ATGL: Adani Total Gas Limited | AEL: Adani Enterprises Limited | APSEZ: Adani Ports and Special Economic Zone Limited | AESL: Adani Energy Solutions Limited | APL: Adani Power Limited | AGEL: Adani Green Energy Limited | Growth represents the comparison with respective industry segment. Industry source: APSEZ (domestic cargo volume): <https://shipmin.gov.in/division/transport-research> | Renewable (operational capacity): [Installed Capacity Report - Central Electricity Authority \(cea.nic.in\)](https://www.cea.nic.in) | AESL (ckms): [National Power Portal \(npp.gov.in\)](https://www.npp.gov.in) | ATGL (GAS): [Brochure petroleum.cdr \(pnqrb.gov.in\)](https://www.pnqrb.gov.in) | ckms: circuit kilometers | GA: Geographical Areas

Adani Portfolio: Repeatable, robust & proven transformative model of investment



Note 1 Adani Environmental Resource Management Services Ltd. (additional company is being proposed)

O&M: Operations & Maintenance | HVDC: High voltage direct current | PSU: Public Sector Undertaking (Public Banks in India) | GMTN: Global Medium-Term Notes | SLB: Sustainability Linked Bonds | AEML: Adani Electricity Mumbai Ltd. |

AIMSL : Adani Infra Mgt Services Pvt Ltd | IG: Investment Grade | LC: Letter of Credit | DII: Domestic Institutional Investors | COP26: 2021 United Nations Climate Change Conference | AGEL: Adani Green Energy Ltd. | NBFC: Non-Banking Financial Company |



08b

About Total Group

- TotalEnergies is a **global multi-energy company** that produces and markets energies: oil and biofuels, natural gas and green gases, renewables and electricity.
- TotalEnergies is committed to energy that is more affordable, cleaner, more reliable and accessible to as many people as possible. TotalEnergies promote renewable, decarbonized energies, produce and market fuels, natural gas and electricity.
- TotalEnergies puts sustainable development in all its dimensions at the heart of its projects and operations to contribute to the well-being of people.



OIL



NATURAL
GAS



ELECTRICITY



HYDROGEN



BIOMASS



WIND



SOLAR

To preserve the planet in the face of the climate challenge, TotalEnergies are moving together towards new energies.

This energy journey is ours.



Our integrated business model

We are present across the entire value chain, from production to distribution

Our employees

100,000+ people representing 160 nationalities and 740+ professions
A diversity which is decisive for our competitiveness and attractiveness

Our global footprint

We are active in more than 130 countries

FINANCIAL PERFORMANCE

\$21.4 bn

Net Income in 2023

\$36.2bn

Cash-Flow in 2023

OPERATIONAL PERFORMANCE

80.1 GW



Renewable power generation gross capacities

2.8 Million



Clients Gas

33.4 TWh



Net power production

5.9 Million



Clients Power

449 kboe/d



Integrated LNG production

44 Mt



LNG Sales

2,034 kboe/d



Hydrocarbon production

1,436 kb/d



Refinery throughput

2030 OBJECTIVES



World no. 3 in LNG



30% Polymers produced from recycled materials



1.5 Mt/y Sustainable Aviation Fuel production



20 TWh/y Biomethane production



100 GW renewable production capacity



150,000 charging points for electrical vehicles



1 Mt production of green hydrogen

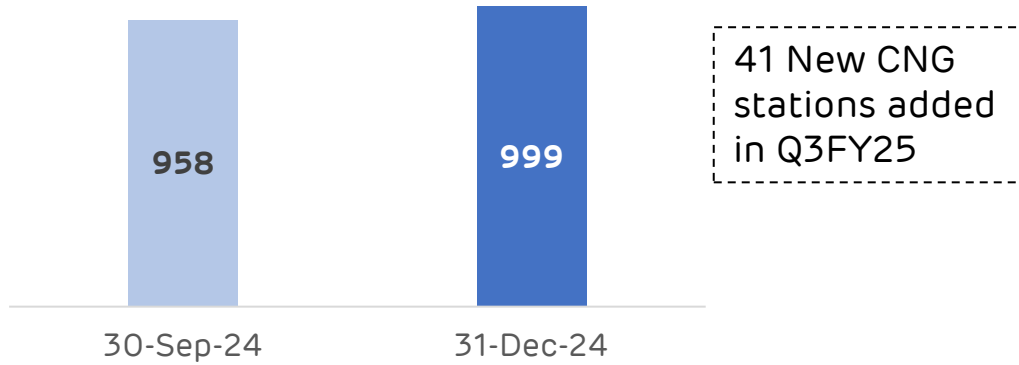


100 operated hydrogen stations

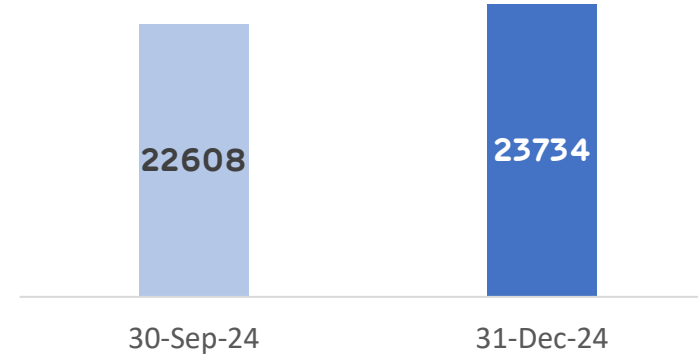
Annexure

Infrastructure Update - incl. JV – IOAGPL : As on 31 Dec 2024

CNG Stations

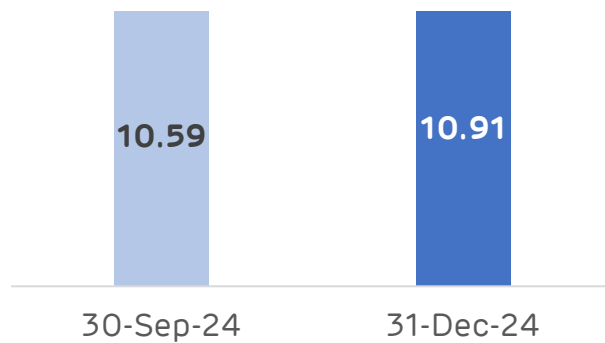


Steel Network in Inch-Km

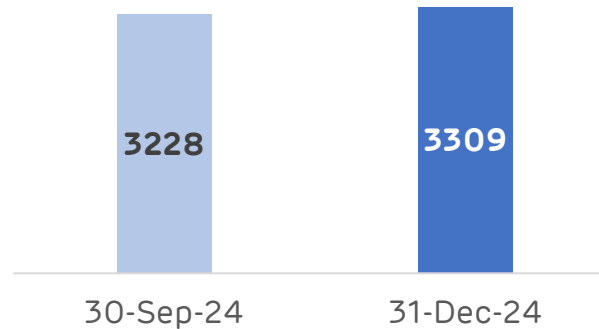


PNG Connections

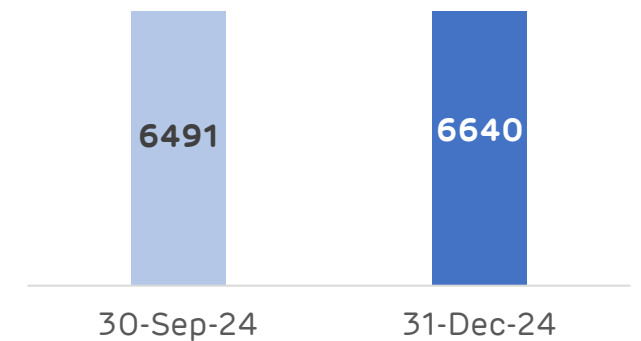
No of Households (Lakhs)



No of Industrial Connections



No of Commercial Connections



ATGL Key Financials : Income Statement Summary – Standalone (INR Cr)

Particulars	Quarter Ended			Nine Months Ended		Year Ended
	31-Dec-24	30-Sep-24	31-Dec-23	31-Dec-24	31-Dec-23	31-Mar-24
Revenue from Operations	1397	1315	1243	3950	3556	4813
Operating Expenses	991	871	824	2666	2391	3188
Administrative & other Expenses	142	137	131	416	350	522
Total Expenditure	1133	1008	955	3082	2741	3710
Op. EBIDTA	264	307	288	868	815	1104
Other Income	8	6	13	25	31	47
EBIDTA	272	313	301	893	846	1150
Interest Expenses	27	23	31	77	82	111
Depreciation & Amortization Expenses	52	50	38	146	108	157
Profit Before Tax	193	240	231	670	655	882
Total tax expense	50	62	59	171	168	229
Profit After Tax	143	178	172	499	488	653
Earning Per Share (In INR)	1.30	1.62	1.57	4.53	4.43	5.94

ATGL Key Financials : Income Statement Summary – Consolidated (INR Cr)

Particulars	Quarter Ended			Nine Months Ended		Year Ended
	31-Dec-24	30-Sep-24	31-Dec-23	31-Dec-24	31-Dec-23	31-Mar-24
Revenue from Operations	1401	1318	1244	3958	3558	4816
Operating Expenses	994	872	824	2671	2392	3190
Administrative & other Expenses	142	140	132	420	350	523
Total Expenditure	1136	1013	956	3091	2742	3713
Op.EBIDTA	265	306	288	867	816	1104
Other Income	7	7	12	23	29	44
EBIDTA	272	312	300	890	845	1148
Interest Expenses	27	23	31	77	82	111
Depreciation & Amortisation Expenses	53	51	39	150	109	158
PBT before share of profit from joint ventures	191	238	230	662	653	878
Share in Profit/ (Loss) from Joint Venture	1.1	9.4	5.4	8.8	13.7	17.9
Profit Before Tax	192	247	236	671	667	896
Total tax expense	50	62	59	171	168	229
Profit After Tax (Consolidated)	142	186	177	500	500	668
Earning Per Share (In Rs.)	1.29	1.69	1.61	4.54	4.54	6.07

ATGL GAS

S.No.	Geographical Area	State
1	Ahmedabad City and Daskroi Area	Gujarat
2	Vadodara (part)	Gujarat
3	Surendranagar (EAAA)	Gujarat
4	Barwala & Ranpur Talukas	Gujarat
5	Navsari (EAAA) , Surat (EAAA), Tapi (EAAA) & the Dangs	Gujarat
6	Kheda (EAAA) & Mahisagar	Gujarat
7	Porbandar	Gujarat
8	Burhanpur, Khandwa, Khargone and Harda districts	Madhya Pradesh
9	Alirajpur, Nandurbar and Barwani districts	Maharashtra and Madhya Pradesh
10	Akola, Hingoli and Washim districts	Maharashtra
11	Balasore, Bhadrak & Mayurbhanj	Odisha
11	Amravati and Yavatmal districts	Maharashtra
12	Bhandara, Gondiya and Garchiroli districts	Maharashtra
13	Chittorgarh (Other than Rawatbhata) & Udaipur Districts	Rajasthan
14	Bilwara & Bundi Districts	Rajasthan
15	Nuh & Palwal	Haryana
16	Bhiwani, Charkhi Dadri & Mahendragarh Districts	Haryana
17	Faridabad	Haryana
18	Khurja	Uttar Pradesh
19	Jhansi (EAAA), Bhind, Jalaun, Lalitpur and Datia	Uttar Pradesh, Madhya Pradesh
20	Tikamgarh, Niwari, Chattarpur and Panna districts	Madhya Pradesh
21	Anuppur, Bilaspur and Korba	Madhya Pradesh, Chhattisgarh
22	Gumla, Latehar, Lohardaga, Simdega, Garhwa and Khunti districts	Jharkhand
23	Jashpur, Raigarh, Janjgir-Champa and Mahasamund districts	Chhattisgarh
24	Mungeli, Bemetara, Durg, Balod and Dhamtari districts	Chhattisgarh
25	Kabirdham, Raj Nandgaon and Kanker districts	Chhattisgarh
26	Kokrajhar, Dhubri, South SalmaraMankachar and Goalpara districts	Assam
27	Baksa, Barpeta, Bongaigaon, Chirang, Nalbari and Bajali districts	Assam
28	Nagaon, Morigaon, Hojai, Karbi Anglong and West Karbi Anglong districts	Assam
29	Koraput, Malkangiri, and Nabarangpur districts	Odisha
31	Cuddalore, Nagapatinam & Tiruvarur Districts	Tamil Nadu
32	Tiruppur District	Tamil Nadu
33	Udupi District	Karnataka
34	Jalandhar District	Punjab

IOAGPL GAS

S.No.	Geographical Area	State
1	Panchkula (EAAA), Sirmaur Districts, Shimla & Solan (EAAA) District	Haryana
2	Chandigarh	Chandigarh
3	Udham Singh Nagar	Uttarakhand
4	Panipat	Haryana
5	Allahabad (EAAA), Bhadohi & Kausambi Districts	Uttar Pradesh
6	Prayagraj	Uttar Pradesh
7	Bulandshahr (EAAA), Aligarh & Hathras Districts	Uttar Pradesh
8	Bulandshahr (Part)	Uttar Pradesh
9	Jaunpur and Ghazipur Districts	Uttar Pradesh
10	Gaya & Nalanda Districts	Bihar
11	Burdwan District	West Bengal
12	Dharwad	Karnataka
13	South Goa	Goa
14	Daman	Daman & Diu
15	Ernakulam	Kerala
16	Kozhikode & wayanad Districts	Kerala
17	Malappuram Districts	Kerala
18	Kannur, Kasargod & Mahe Districts	Kerala
19	Palakkad & Thrissur Districts	Kerala

Certain statements made in this presentation may not be based on historical information or facts and may be "forward-looking statements," including those relating to general business plans and strategy of Adani Total Gas Limited ("ATGL"), its future outlook and growth prospects, and future developments in its businesses and competitive and regulatory environment, and statements which contain words or phrases such as 'will', 'expected to', etc., or similar expressions or variations of such expressions. Actual results may differ materially from these forward-looking statements due to a number of factors, including future changes or developments in its business, its competitive environment, its ability to implement its strategies and initiatives and respond to technological changes and political, economic, regulatory and social conditions in India. This presentation does not constitute a prospectus, offering circular or offering memorandum or an offer, or a solicitation of any offer, to purchase or sell, any shares and should not be considered as a recommendation that any investor should subscribe for or purchase any of ATGL's shares. Neither this presentation nor any other documentation or information (or any part thereof) delivered or supplied under or in relation to the shares shall be deemed to constitute an offer of or an invitation by or on behalf of ATGL. ATGL, as such, makes no representation or warranty, express or implied, as to, and does not accept any responsibility or liability with respect to, the fairness, accuracy, completeness or correctness of any information or opinions contained herein. The information contained in this presentation, unless otherwise specified is only current as of the date of this presentation.

ATGL assumes no responsibility to publicly amend, modify or revise any forward-looking statements, on the basis of any subsequent development, information or events, or otherwise. Unless otherwise stated in this document, the information contained herein is based on management information and estimates. The information contained herein is subject to change without notice and past performance is not indicative of future results. ATGL may alter, modify or otherwise change in any manner the content of this presentation, without obligation to notify any person of such revision or changes. No person is authorized to give any information or to make any representation not contained in and not consistent with this presentation and, if given or made, such information or representation must not be relied upon as having been authorized by or on behalf of ATGL. This presentation is strictly confidential. This presentation does not constitute an offer or invitation to purchase or subscribe for any securities in any jurisdiction, including the United States. No part of its should form the basis of or be relied upon in connection with any investment decision or any contract or commitment to purchase or subscribe for any securities. None of our securities may be offered or sold in the United States, without registration under the U.S. Securities Act of 1933, as amended, or pursuant to an exemption from registration therefrom. This presentation is confidential and may not be copied or disseminated, in whole or in part, and in any manner. This presentation contains translations of certain Rupees amounts into U.S. dollar amounts at specified rates solely for the convenience of the reader.

Investor Relations

Mr. Priyansh Shah

Investor Relations

Priyansh.shah@Adani.com

+91 79 6624 3054

Visit us at <https://www.adanigas.com/> or



THANK YOU