



Goldiam International Ltd

MANUFACTURERS & EXPORTERS OF DIAMONDS & JEWELLERY

CIN:L36912MH1986PLC041203

February 7, 2025

To, BSE Limited PhirozeJeejeebhoy Towers, Dalal Street, Mumbai- 400 001. Scrip Code: 526729	To, National Stock Exchange of India Limited Exchange Plaza, Bandra Kurla Complex, Mumbai- 400 051. Scrip Code: GOLDIAM EQ
--	---

Dear Sir/Madam,

Sub: Outcome of Board Meeting Under Regulation 30(2) and 33 of SEBI (Listing Obligations and Disclosure Requirements) Regulations, 2015

With regard to the captioned matter and in compliance with the SEBI (Listing Obligations and Disclosure Requirements) Regulation, 2015, this is to inform you that at the meeting of the Board of Directors of the Company held on February 7, 2025, (commenced at 12.55 pm and concluded at 01.35 p.m.) inter-alia approved the following items of Agenda:

1. Un-audited Financial Results for quarter and nine months ended December 31, 2024:

Un-audited standalone and consolidated financial results for the quarter and nine months ended December 31, 2024 as recommended by Audit Committee of the Company.

The Statutory Auditors have carried out a 'Limited Review' of the unaudited standalone and consolidated Financial Results for the quarter ended December 31, 2024.

Pursuant to Regulation 33 of the SEBI Listing Regulations, 2015, we are enclosing herewith a copy of the unaudited standalone and consolidated Financial Results and Limited Review Reports of the Statutory Auditors of the Company.

Further, we are also enclosing herewith a copy of Press Release in connection with the unaudited financial results for quarter and nine months ended December 31, 2024.

2. Declaration of 2nd Interim Dividend for the FY 2024-25:

The Board of Directors of the Company, in the aforesaid meeting have also approved/declared 2nd Interim Dividend at the rate of **Re.1/- (i.e. 50%)** per equity share of Face Value of Rs. 2/- each on 106795122 equity shares of the Company for the Financial Year 2024-25 and has fixed Friday, February 14, 2025 as the Record Date for the 2nd Interim Dividend 2024-2025.

Further please take note that dividend be paid to those shareholders holding shares in electronic form as per the beneficial ownership data made available by the National Securities Depository Limited (NSDL) and the Central Depository Services (India) Limited (CDSL) as at the end of working hours on February 14, 2025 and shares in physical form whose names shall appear on the Register of Members as on February 14, 2025.

Payment of 2nd Interim Dividend shall start from Thursday, February 27, 2025.

Registered Office

Gems & Jewellery Complex, Santacruz Electronics Export Processing Zone, Andheri (East), Mumbai-400096. India
Phones: (022) 28291893/28290396/28292397 Fax : (022) 28292885 Email:- investorrelations@goldiam.com
Website: www.goldiam.com



Goldiam International Ltd

MANUFACTURERS & EXPORTERS OF DIAMONDS & JEWELLERY

CIN:L36912MH1986PLC041203

3. The Board has approved the proposal of conversion of Diagold Designs Limited, subsidiary of the Company in to Limited Liability Partnership (LLP).

The same may please be taken on record and suitably disseminated to all concerned.

Yours faithfully,

For **Goldiam International Limited**

Pankaj Parkhiya
Company Secretary & Compliance Officer

Encl.: As above

Registered Office

Gems & Jewellery Complex, Santacruz Electronics Export Processing Zone, Andheri (East), Mumbai-400096. India
Phones: (022) 28291893/28290396/28292397 Fax : (022) 28292885 Email:- investorrelations@goldiam.com
Website: www.goldiam.com

PRESS RELEASE

Goldiam International reports Q3 & 9M FY25 results.

Q3 FY 25 Consolidated Revenue up by 41% YoY; 9M revenue up by 29% YoY

Q3 PAT up by 54% YoY; 9M PAT up by 28% YoY

Key Highlights

- Lab-grown diamond jewellery contributed 80% to Q3 revenue, online revenue at 28%
- India retail brand 'ORIGEM' now has three operational stores; three more are in pipeline in Mumbai

Mumbai, February 07, 2025: Goldiam International Ltd. (Goldiam), an integrated manufacturer and supplier of fine diamond jewellery to leading retailers and wholesalers in the USA, has announced its results for the third quarter and nine months ended on December 31, 2024.

Q3 & 9M FY25 key highlights

Goldiam's Q3 consolidated revenue at ₹ 2880 million grew 41% Y-o-Y and 104% Q-o-Q. Revenue bookings of pending Q2 sales (due to shipments delays), festive season in Goldiam's key market, the USA, during the quarter, and improved wallet share among key customers contributed to significant revenue increase. Revenue for 9MFY25 at ₹ 5988 million grew by 29% Y-o-Y.

EBITDA for Q3 at ₹ 708 million in Q3 FY25 increased by 62% Y-o-Y, and 105% Q-o-Q. 9M EBITDA ₹ 1397 grew by 39%. EBITDA margin for Q3 at 24.6% is up 325 bps Y-o-Y. 9M EBITDA margin remains healthy at 23.3%; up 166 bps over the first nine months of the previous year. PAT for Q3 FY25 at ₹ 498 million is up by 54% Y-o-Y, and 125% Q-o-Q. PAT for 9 months at ₹ 939 million is up by 28%. Cash and Cash Equivalents (including investments) at ₹ 2759 million as at December 31, 2024.

During Q3 FY25, Lab Grown Diamond jewellery exports contributed 80% compared to 58% in Q3 of FY24 to the overall export sales mix. Online revenue accounted for 28% of the revenue during Q3 FY25. About 74% of the inventory (finished jewellery) as on December 31, 2024 is with customers as finished stock of jewellery to be sold in subsequent months to their customers. Goldiam's order book position as on December 31, 2024 stands at about ₹ 1750 million. This order book will be fulfilled within 3-4 months.

Financial Highlights (Consolidated) – Q3 & 9M FY25

Particulars (₹ Mn)	Q3FY25	Q3FY24	YoY	Q2FY25	QoQ	9MFY25	9MFY24	YoY
Revenue	2880	2050	41%	1411	104%	5988	4654	29%
EBITDA	708	438	62%	346	105%	1397	1008	39%
EBITDA margin	24.6%	21.3%	325 bps	24.5%	5 bps	23.3%	21.7%	166 bps
PAT	498	324	54%	221	125%	939	731	28%
PAT margin	17.3%	15.8%	148 bps	15.7%	160 bps	15.7%	15.7%	(3 bps)

India Retail brand ORIGEM update

Goldiam had opened its first ORIGEM store, retail during the festive season of Diwali to the great customers' response. Subsequently, Goldiam opened two more stores, one at Kharghar, Navi Mumbai in December; and one more on Turner Road, Bandra West recently in January 2025. In January, Goldiam also launched a dedicated website for its domestic retail lab-grown diamond brand, ORIGEM, under the domain www.origemindia.com

With three ORIGEM stores operational, Goldiam will open three more ORIGEM stores in Mumbai by March 2025. These stores will come up at Andheri West, Mulund West, and in Fairmont Hotel, near Terminal 2 of Mumbai International Airport. Following these openings, the company plans to open more stores in Delhi NCR region.

Commenting on results, **Mr. Rashesh Bhansali, Executive Chairman, Goldiam International**, said, "Q3 went exceptionally well for Goldiam. We posted higher revenue with better margin profile during Q3, thus improving overall margin for nine months ended so far of FY25. While Q3 typically is a better quarter for Goldiam due to the festive season purchases across the USA, Goldiam's efforts to improve wallet share amongst its existing customers is translating in better revenue growth, even as the US jewellery market remain stagnant. This coupled with our quick time to market, innovative designs, and efficient procurements of diamonds helping us in protecting and strengthening the margins. Q3 was also significant for us as we made our India foray with the domestic B2C brand "ORIGEM". Our vision for ORIGEM is to make it India's largest lab grown diamond jewellery brand and we have a dedicated retail team to pursue that goal."

Mr. Anmol Bhansali, Managing Director of Goldiam International, said, "Our B2B jewellery export posted satisfactory growth during Q3; what excites us is that 80% of the revenue has come from lab grown diamond jewellery export. This gives us huge boost of confidence to expand our India retail brand ORIGEM as consumer acceptance of lab grown diamond jewellery is going to be extremely rapid in our opinion. Also, while these are early days for ORIGEM with just three stores, consumer response at each store is more than satisfactory. We recently opened our Mumbai Flagship store in the key jewellery market of Turner Road in Bandra, marking our entry into one of the most prestigious shopping destinations in our country. We hope this establishes ORIGEM's brand & promise as we roll out more stores nationally, in the near future. Our recently launched ORIGEM website is seeing good traction among consumers. We have three more stores planned in Mumbai, post which ORIGEM will enter National Capital Region."

About Goldiam International

Goldiam International Limited (NSE: GOLDIAM, BSE: 526729) is more than 3 decade-old preferred OEM partner and exporter of exquisitely designed and luxurious diamond jewellery. Functioning as the manufacturer of choice to many of the leading global branded retailers, departmental stores and wholesalers across American markets, the Company is also renowned for utilising responsibly sourced diamonds, leveraging cutting-edge technologies and efficient manufacturing processes for optimal costings and quick delivery lead times. Targeting the mid-to-affordable diamond & bridal jewellery segments, Goldiam has a dedicated sales office in New York, with design teams in both India and the USA.

Forward-Looking Statement:

Certain statements in this document may be forward-looking statements. Such forward-looking statements are subject to certain risks and uncertainties like regulatory changes, local political or economic developments, technological risks, and many other factors that could cause our actual results to differ materially from those contemplated by the relevant forward-looking statements. Goldiam International Limited will not be in any way responsible for any action taken based on such statements and undertakes no obligation to publicly update these forward-looking statements to reflect subsequent events or circumstances.

For more information, please contact

Pankaj Parkhiya
Company Secretary & Compliance Officer
Goldiam International
pankaj@goldiam.com

Mehul Mehta
CEO
Dissero Consulting
Dissero_Clients@dissero.co.in



PULINDRA PATEL & CO.

CHARTERED ACCOUNTANTS

Office No. A-1004, Paras Business Center, Kasturba Road No.1, Near Borivali Station East,
Borivali East, Mumbai – 400 066,

Office (Tel) +022-28069664,022-22056233,022-68844594, +91-9322268243, Office (M) +91-9619908533
Email : caoffice@pulindrapatel.com, pulindra_patel@hotmail.com

Limited Review Report on unaudited consolidated financial results of Goldiam International Limited for the quarter ended 31 December 2024 and year-to-date results for the period from 1 April 2024 to 31 December 2024 pursuant to Regulation 33 of Securities and Exchange Board of India (Listing Obligations and Disclosure Requirements) Regulations, 2015


Review Report to
The Board of Directors,
Goldiam International Limited
Gems & Jewellery Complex,
SEEPZ, Andheri (East),
Mumbai – 400 096

We have reviewed the accompanying statement of unaudited Consolidated financial results of **M/S.GOLDIAM INTERNATIONAL LIMITED** (the “Parent”) and its Subsidiaries and Associates (hereinafter referred to as the Group”) for the, Quarter ended December 31, 2024 and year to date results for the period from 1st April,2024 to 31st December, 2024 (the Statement”) attached herewith, being submitted by the company pursuant to the requirement of Regulation 33 SEBI (Listing obligations and Disclosure Requirements) Regulations 2015 as amended. (“the Listing Regulations”) which is signed by us for the purpose of identification only.

This statement which is the responsibility of the Company’s Management and has been approved by the Board of Directors has been prepared in accordance with the recognition and measurement principles laid down in the Indian Accounting Standard 34 “Interim Financial Reporting” (Ind AS 34), prescribed under section 133 of the Companies Act, 2013 read with relevant rules issued there under and other accounting principles generally accepted in India and in compliance with Regulation 33 of Listing Regulations. Our responsibility is to issue a report on the statement based on our review.

We conducted our review of the Statement in accordance with the standard on Review Engagement (SRE) 2410 ‘Review of Interim Financial Information performed by the Independent Auditor of the Entity’ issued by the Institute of Chartered Accountants of India. This standard requires that we plan and perform the review to obtain moderate assurance as to whether the financial statement is free of material misstatements. A review of interim financial information consist of making inquiries, primarily of persons responsible for accounting matters and applying analytical and other review procedures. A review is substantially less in scope than an audit conducted in accordance with Standards of Auditing and consequently does not enable us to obtain assurance that we would become aware of all significant matters that might be identified in an audit. Accordingly, we do not express an audit opinion.

Based on our review conducted as stated in paragraph 3 above, nothing has come to our attention that causes us to believe that the accompanying statement of unaudited financial



...2...

: 2 :

results prepared in accordance with the recognition and measurement principles laid down in the Indian accounting standards 34 prescribed under section 133 of the Companies Act, 2013, read with relevant rules issued thereunder and other recognised accounting practices and policies generally accepted in India, has not disclosed the information required to be disclosed in terms of Regulation 33 of the SEBI (Listing Obligations and Disclosure Requirements) Regulations 2015, (as amended) including the manner in which it is to be disclosed, or that it contains any material misstatement.

Statement includes the results of the following entities:

1. Goldiam Jewellery Limited - Wholly owned subsidiary
2. Goldiam USA Inc. - Wholly owned subsidiary
3. Diagold Designs Limited - Subsidiary
4. Eco- Friendly Diamond LLP - Subsidiary

Based on our Limited Review conducted as above, we report as under:

1. We did not review the financial results and other financial information, in respect of subsidiary Goldiam USA Inc., whose Ind AS financial results include total assets of Rs. 41983.96 lakhs and liabilities of Rs. 30635.84 lakhs as at December 31, 2024, and total revenue (Gross) of Rs. 53382.91 lakhs and total profit after tax (including other comprehensive income) of Rs. 1266.46 lakhs, for the period ended on December, 31, 2024. These Ind AS financial results and other financial information have been reviewed by other auditors, which financial results, other financial information and limited review reports have been furnished to us by the management. Our opinion, in so far as it relates to the affairs of such subsidiaries is based solely on the report of other auditors. Our opinion is not modified in respect of this matter.

FOR PULINDRA PATEL & CO.
CHARTERED ACCOUNTANTS
FIRM REGN. NO. 115187W

Pulindra m.p.



Place: Mumbai
Date : 7th February, 2025

PULINDRA PATEL- PROPRIETOR
MEMBERSHIP NO. 048991


UDIN: 25048991B MIA XM2930

GOLDIAM INTERNATIONAL LIMITED							
GEMS & JEWELLERY COMPLEX, SEEPZ, ANDHERI (EAST), MUMBAI 400 096							
CIN:L36912MH1986PLC041203.TEL:(022) 28291893. FAX:(022) 28290418.Email:investorrelations@goldiam.com. Website: www.goldiam.com							
Unaudited Financial Statement Consolidated for the Quarter and Nine month ended on Dec, 31 2024							
(Rs. In Lakhs)							
	Particulars	Consolidated					
		Figures for the Quarter ended on			Figures for the Nine month ended on		Figures for the Year ended on
		31-12-2024 Unaudited	30-09-2024 Unaudited	31-12-2023 Unaudited	31-12-2024 Unaudited	31-12-2023 Unaudited	31-03-2024 Audited
	Income						
1	Revenue From Operations	27,962.60	13,697.88	20,182.04	58,240.77	45,501.12	60,286.98
2	Other Income	833.43	410.79	313.08	1,638.91	1,040.45	1,387.70
3	Total Income	28,796.03	14,108.67	20,495.12	59,879.68	46,541.57	61,674.68
4	Expenses						
	a) Cost Of Materials Consumed	16,334.63	8,399.65	10,118.57	33,987.52	23,328.71	32,871.17
	b) Purchase Of Stock-In-Trade	5,153.31	3,686.44	1,209.88	10,850.30	2,959.95	4,899.68
	c) Change In Inventories Of Finished Goods, Work-In-Progress And Stock-In-Trade	(2,326.89)	(4,210.37)	2,865.39	(6,638.70)	4,851.64	3,087.39
	d) Employee Benefits Expense	934.96	917.15	798.14	2,530.06	1,967.59	2,566.12
	e) Finance Costs	5.17	10.44	2.62	15.86	3.91	2.77
	f) Depreciation And Amortization Expense	160.24	150.55	166.27	457.62	441.99	609.97
	g) Other Expenses	1,615.97	1,852.50	1,127.56	5,184.02	3,352.69	5,428.10
	Total Expenses	21,877.39	10,806.36	16,288.43	46,386.68	36,906.48	49,465.20
5	Profit / (Loss) before Exceptional And Tax (3 ± 4)	6,918.64	3,302.31	4,206.69	13,493.00	9,635.09	12,209.48
6	Exceptional Items	-	-	-	-	-	-
7	Profit / (Loss) before Tax (5 ± 6)	6,918.64	3,302.31	4,206.69	13,493.00	9,635.09	12,209.48
8	Tax Expense						
	a) Current Tax	1,835.74	1,004.10	1,001.46	3,828.77	2,446.98	3,145.54
	b) Deferred Tax	106.93	85.73	(34.00)	271.50	(126.28)	(26.80)
9	Profit / (Loss) for the Period from continuing operation (7 ± 8)	4,975.97	2,212.48	3,239.23	9,392.73	7,314.39	9,090.74
10	Profit/(Loss) from discontinuing operation	-	-	-	-	-	-
11	Tax expenses of Discontinuing operation	-	-	-	-	-	-
12	Profit/(Loss) from discontinuing operation (after tax) (10 ± 11)	-	-	-	-	-	-
13	Profit / (Loss) for the Period (9 ± 12)	4,975.97	2,212.48	3,239.23	9,392.73	7,314.39	9,090.74
14	Other Comprehensive Income (OCI)						
	a) Items That Will Not Be Reclassified To Profit Or Loss	309.31	359.78	337.64	784.94	758.72	593.09
	b) Items The Will Be Reclassifies To Profit Or Loss	4.55	(3.60)	2.07	5.98	3.65	6.32
15	Total Comprehensive Income for the period (13±14)	5,289.83	2,568.66	3,578.94	10,183.65	8,076.76	9,690.15



	Particulars	Consolidated					
		Figures for the Quarter ended on			Figures for the Nine month ended on		Figures for the Year ended on
		31-12-2024 Unaudited	30-09-2024 Unaudited	31-12-2023 Unaudited	31-12-2024 Unaudited	31-12-2023 Unaudited	31-03-2024 Audited
16	Share of Profit / (Loss) of Associates	-	-	-	-	-	-
17	Disposal in the stake of Subsidiary.	-	-	-	-	-	-
18	Non-Controlling Interest	(3.16)	1.28	7.12	(1.88)	(2.12)	(9.51)
19	Net Profit / (Loss) after Taxes, Minority Interest and Share of Profit / (Loss) of Associates (15 ± 16 ± 17 ± 18)	5,286.67	2,569.94	3,586.06	10,181.77	8,074.64	9,680.64
20	Paid-up Equity Share Capital (Face Value of Rs. 2 per share)	2,135.90	2,135.90	2,135.90	2,135.90	2,135.90	2,135.90
21	Other Equity	-	-	-	-	-	60,910.18
22.i	Earnings per Share (Before Extraordinary items) (of Rs. 2 each) (Not Annualised):						
	(a) Basic	4.66	2.07	3.03	8.80	6.85	8.51
	(b) Diluted	4.66	2.07	3.03	8.80	6.85	8.45
22.ii	Earnings per Share (After Extraordinary items) (of Rs. 2 each) (Not Annualised):						
	(a) Basic	4.66	2.07	3.03	8.80	6.85	8.51
	(b) Diluted	4.66	2.07	3.03	8.80	6.85	8.45

- The above Unaudited Consolidated results for the Quarter and Nine Month ended on Dec 31, 2024 have been reviewed and recommended by the Audit Committee and the same were approved by the Board at its meeting held on Feb., 07, 2025
- These Consolidated financial results of the Company have been prepared in accordance with the Companies (Indian Accounting Standards) Rules, 2015 (Ind AS) prescribed under Section 133 of the Companies Act, 2013 and other recognized accounting practices and policies to the extent applicable.
- The Consolidated results of the Company are available on the Company's website www.goldiam.com and also available on BSE Ltd. and National Stock Exchange of India websites www.bseindia.com and www.nseindia.com respectively.
- The Board of Directors has declared 2nd interim dividend @ Rs.1 (50%) per equity share of Rs. 2/- each, amounting to Rs. 1067.95 Lakhs
- Figures for the previous quarter/ period have been regrouped/reclassified, wherever considered necessary.
- The figures in Rs. Lakhs are rounded off to two decimals.



For Goldiam International Limited

Rashesh Bhansali
Rashesh Bhansali
Executive Chairman

Place : Mumbai
Dated : Feb., 07, 2025

GOLDIAM INTERNATIONAL LIMITED

Segment wise Revenue, Results and Capital Employed under Regulation 33 of the SEBI (Listing Obligations & Disclosure Requirements) Regulation, 2015

(Rs. In Lakhs)

Particulars	Consolidated					
	Figures for the Quarter ended on			Figures for the Nine month ended on		Figures for the Year ended on
	31-12-2024 Unaudited	30-09-2024 Unaudited	31-12-2023 Unaudited	31-12-2024 Unaudited	31-12-2023 Unaudited	31-03-2024 Audited
1 Segment Revenue :						
a) Jewellery	28,787.13	14,275.33	20,464.57	59,803.14	46,380.86	61,434.95
b) Investments	288.17	(449.75)	30.55	(9.54)	160.71	219.55
Total Income	29,075.30	13,825.58	20,495.12	59,793.60	46,541.57	61,654.50
Less : Inter Segment Revenue	-	-	-	-	-	-
Total Income	29,075.30	13,825.58	20,495.12	59,793.60	46,541.57	61,654.50
2 Segment Results :						
Profit/(Loss) before tax and interest						
a) Jewellery	6,744.57	3,818.82	4,239.36	13,740.61	9,657.22	12,398.19
b) Investments	279.93	(452.81)	27.00	(25.06)	153.17	191.15
Total Segment Profit Before Interest & Tax	7,024.50	3,366.01	4,266.36	13,715.55	9,810.39	12,589.34
Less : i) Interest	5.17	10.44	2.62	15.86	3.91	2.77
ii) Other un-allocable expenditure (Net)(Income)	100.69	53.26	57.05	206.69	171.39	377.10
Profit Before Tax	6,918.64	3,302.31	4,206.69	13,493.00	9,635.09	12,209.47
Less : i) Current Tax	1,835.74	1,004.10	1,001.46	3,828.77	2,446.98	3,145.54
ii) Defereed Tax	106.93	85.73	(34.00)	271.50	(126.28)	(26.80)
Profit After Tax	4,975.97	2,212.48	3,239.23	9,392.73	7,314.39	9,090.73
3 Segment Assets :						
a) Jewellery	58,557.81	52,179.23	40,631.44	58,557.81	40,631.44	41,851.82
b) Investments	10,501.26	10,370.91	18,868.50	10,501.26	18,868.50	16,971.84
c) Unallocated	17,093.85	17,320.05	13,067.98	17,093.85	13,067.98	14,479.67
Total Segment Assets	86,152.92	79,870.19	72,567.92	86,152.92	72,567.92	73,303.33
4 Segment Liability :						
a) Jewellery	10,459.48	11,145.92	9,227.44	10,459.48	9,227.44	8,755.40
b) Investments	365.66	44.36	40.63	365.66	40.63	44.36
c) Unallocated	2,393.57	1,268.31	1,325.74	2,393.57	1,325.74	956.21
Total Segment Liability	13,218.71	12,458.59	10,593.81	13,218.71	10,593.81	9,755.97

1 The Group's operating segments are established on the basis of those components of the group that are evaluated regularly by the Group as, in deciding how to allocate resources and in assessing performance (referred to in IND AS 108 - 'Operating Segments'). These have been identified taking into account nature of activity, risks and returns. The Company has two principal operating segments; viz. Jewellery Manufacturing and Investments.

Place : Mumbai
Dated : Feb., 07, 2025



For Goldiam International Limited

Ranesh Bhansali
Ranesh Bhansali
Executive Chairman



PULINDRA PATEL & CO.
CHARTERED ACCOUNTANTS

Office No. A-1004, Paras Business Center, Kasturba Road No.1, Near Borivali Station East,
Borivali East, Mumbai – 400 066,

Office (Tel) +022-28069664,022-22056233,022-68844594, +91-9322268243, Office (M) +91-9619908533
Email : caoffice@pulindrapatel.com, pulindra_patel@hotmail.com

Limited Review Report on unaudited standalone financial results of Goldiam International Limited for the quarter ended 31 December 2024 and year-to-date results for the period from 1 April 2024 to 31 December 2024 pursuant to Regulation 33 of Securities and Exchange Board of India (Listing Obligations and Disclosure Requirements) Regulations, 2015

Review Report to
The Board of Directors,
Goldiam International Limited
Gems & Jewellery Complex,
SEEPZ, Andheri (East),
Mumbai – 400 096.

We have reviewed the quarterly unaudited standalone financial results of **M/S.GOLDIAM INTERNATIONAL LIMITED** (the company) for the, Quarter ended December 31, 2024 and year to date results for the period from 1st April,2024 to 31st December, 2024 (the Statement”) attached herewith, being submitted by the company pursuant to the requirement of Regulation 33 of the SEBI (Listing obligations and Disclosure Requirements) Regulations 2015 as amended. (“the Listing Regulations”) which is signed by us for the purpose of identification only.

This statement which is the responsibility of the Company’s Management and has been approved by the Board of Directors has been prepared in accordance with the recognition and measurement principles laid down in the Indian Accounting Standard 34 “Interim Financial Reporting” (Ind AS 34), prescribed under section 133 of the Companies Act, 2013 read with relevant rules issued there under and other accounting principles generally accepted in India and in compliance with Regulation 33 of Listing Regulations. Our responsibility is to issue a report on the statement based on our review.

We conducted our review of the Statement in accordance with the standard on Review Engagement (SRE) 2410 ‘Review of Interim Financial Information performed by the Independent Auditor of the Entity’ issued by the Institute of Chartered Accountants of India. This standard requires that we plan and perform the review to obtain moderate assurance as to whether the financial statement is free of material misstatements. A review of interim financial information consist of making inquiries, primarily of persons responsible for accounting matters and applying analytical and other review procedures. A review is substantially less in scope than an audit conducted in accordance with Standards of Auditing and consequently does not enable us to obtain assurance that we would become aware of all significant matters that might be identified in an audit. Accordingly, we do not express an audit opinion.



...2...

: 2 :

Based on our review conducted as stated in paragraph 3 above, nothing has come to our attention that causes us to believe that the accompanying statement of unaudited financial results prepared in accordance with the recognition and measurement principles laid down in the Indian accounting standards 34 prescribed under section 133 of the Companies Act, 2013, read with relevant rules issued thereunder and other recognised accounting practices and policies generally accepted in India, has not disclosed the information required to be disclosed in terms of Regulation 33 of the SEBI (Listing Obligations and Disclosure Requirements) Regulations 2015, (as amended) including the manner in which it is to be disclosed, or that it contains any material misstatement.

For PULINDRA PATEL & CO.
CHARTERED ACCOUNTANTS
FIRM REGN. NO. 115187W

Pulindra M.P.



Place : Mumbai
Date: 7th February, 2025

PULINDRA PATEL - PROPRIETOR
MEMBERSHIP NO. 048991
UDIN : 25048991BMJAXL6323

GOLDIAM INTERNATIONAL LIMITED

GEMS & JEWELLERY COMPLEX, SEEPZ, ANDHERI (EAST), MUMBAI 400 096

CIN:L36912MH1986PLC041203.TEL.(022) 28291893. FAX:(022) 28290418.Email:investorrelations@goldiam.com. Website: www.goldiam.com

Unaudited Financial Statement Standalone for the Quarter and Nine month ended on Dec, 31 2024

(Rs. In Lakhs)

	Particulars	Standalone					
		Figures for the Quarter ended on			Figures for the Nine month ended on		Figures for the Year ended on
		31-12-2024 Unaudited	30-09-2024 Unaudited	31-12-2023 Unaudited	31-12-2024 Unaudited	31-12-2023 Unaudited	31-03-2024 Audited
	Income						
1	Revenue From Operations	20,415.10	14,345.42	10,400.23	45,112.69	26,941.18	37,377.81
2	Other Income	432.30	975.52	1,408.47	1,507.64	1,919.05	2,145.67
3	Total Income	20,847.40	15,320.94	11,808.70	46,620.33	28,860.23	39,523.48
4	Expenses						
	a) Cost Of Materials Consumed	11,926.68	10,865.46	7,435.14	29,678.80	19,754.61	27,685.16
	b) Purchase Of Stock-In-Trade	3,390.27	1,886.98	249.73	6,225.84	857.66	1,553.42
	c) Change In Inventories Of Finished Goods, Work-In-Progress And Stock-In-Trade	1,406.59	(1,764.99)	(336.41)	(672.94)	(511.19)	(625.55)
	d) Employee Benefits Expense	463.61	510.50	471.39	1,317.42	951.81	1,192.48
	e) Finance Costs	5.16	10.43	1.40	15.72	2.44	2.38
	f) Depreciation And Amortization Expense	71.36	62.34	69.64	193.67	174.43	243.56
	g) Other Expenses	1,031.64	697.77	497.84	2,484.39	1,294.37	1,942.68
	Total Expenses	18,295.31	12,268.49	8,388.73	39,242.90	22,524.13	31,994.13
5	Profit / (Loss) before Exceptional And Tax (3 ± 4)	2,552.09	3,052.45	3,419.97	7,377.43	6,336.10	7,529.35
6	Exceptional Items	-	-	-	-	-	-
7	Profit / (Loss) before Tax (5 ± 6)	2,552.09	3,052.45	3,419.97	7,377.43	6,336.10	7,529.35
8	Tax Expense						
	a) Current Tax	640.21	622.63	621.90	1,754.09	1,316.90	1,651.30
	b) Deferred Tax	82.23	67.93	3.40	229.88	(33.80)	(52.83)
9	Profit / (Loss) for the Period from continuing operation (7 ± 8)	1,829.65	2,361.89	2,794.67	5,393.46	5,053.00	5,930.88
10	Profit/(Loss) from discontinuing operation	-	-	-	-	-	-
11	Tax expenses of Discontinuing operation	-	-	-	-	-	-
12	Profit/(Loss) from discontinuing operation (after tax) (10 ± 11)	-	-	-	-	-	-
13	Profit / (Loss) for the Period (9 ± 12)	1,829.65	2,361.89	2,794.67	5,393.46	5,053.00	5,930.88
14	Other Comprehensive Income (OCI)						
	a) Items That Will Not Be Reclassified To Profit Or Loss	109.37	135.29	112.17	374.04	312.20	450.80
	b) Items The Will Be Reclassifies To Profit Or Loss	2.29	(0.91)	1.03	3.38	2.36	3.10
15	Total Comprehensive Income for the period (13±14)	1,941.31	2,496.27	2,907.87	5,770.88	5,367.56	6,384.78




	Particulars	Standalone					
		Figures for the Quarter ended on			Figures for the Nine month ended on		Figures for the Year ended on
		31-12-2024 Unaudited	30-09-2024 Unaudited	31-12-2023 Unaudited	31-12-2024 Unaudited	31-12-2023 Unaudited	31-03-2024 Audited
16	Share of Profit / (Loss) of Associates	-	-	-	-	-	-
17	Disposal in the stake of Subsidiary.	-	-	-	-	-	-
18	Non-Controlling Interest	-	-	-	-	-	-
19	Net Profit / (Loss) after Taxes, Minority Interest and Share of Profit / (Loss) of Associates (15 ± 16 ± 17 ± 18)	1,941.31	2,496.27	2,907.87	5,770.88	5,367.56	6,384.78
20	Paid-up Equity Share Capital (Face Value of Rs. 2 per share)	2,135.90	2,135.90	2,135.90	2,135.90	2,135.90	2,135.90
21	Other Equity	-	-	-	-	-	26,118.96
22.i	Earnings per Share (Before Extraordinary items) (of Rs. 2 each) (Not Annualised):						
	(a) Basic	1.71	2.21	2.62	5.05	4.73	5.55
	(b) Diluted	1.71	2.21	2.62	5.05	4.73	5.51
22.ii	Earnings per Share (After Extraordinary items) (of Rs. 2 each) (Not Annualised):						
	(a) Basic	1.71	2.21	2.62	5.05	4.73	5.55
	(b) Diluted	1.71	2.21	2.62	5.05	4.73	5.51

- 1 The above Unaudited Standalone results for the Quarter and Nine Month ended on Dec 31, 2024 have been reviewed and recommended by the Audit Committee and the same were approved by the Board at its meeting held on Feb., 07, 2025
- 2 These Standalone financial results of the Company have been prepared in accordance with the Companies (Indian Accounting Standards) Rules, 2015 (Ind AS) prescribed under Section 133 of the Companies Act, 2013 and other recognized accounting practices and policies to the extent applicable.
- 3 The Standalone results of the Company are available on the Company's website www.goldiam.com and also available on BSE Ltd. and National Stock Exchange of India websites www.bseindia.com and www.nseindia.com respectively.
- 4 The Board of Directors has declared 2nd interim dividend @ Rs.1 (50%) per equity share of Rs. 2/- each, amounting to Rs. 1067.95 Lakhs
- 5 Figures for the previous quarter/ period have been regrouped/reclassified, wherever considered necessary.
- 6 The figures in Rs. Lakhs are rounded off to two decimals.

Place : Mumbai
Dated : Feb., 07, 2025

For Goldiam International Limited


Rashesh M. Bhansali
Executive Chairman

GOLDIAM INTERNATIONAL LIMITED

Segment wise Revenue, Results and Capital Employed under Regulation 33 of the SEBI (Listing Obligations & Disclosure Requirements) Regulation, 2015

(Rs. In Lakhs)

Particulars	Standalone					
	Figures for the Quarter ended on			Figures for the Nine month ended on		Figures for the Year ended on
	31-12-2024 Unaudited	30-09-2024 Unaudited	31-12-2023 Unaudited	31-12-2024 Unaudited	31-12-2023 Unaudited	31-03-2024 Audited
1 Segment Revenue :						
a) Jewellery	20,840.93	14,568.48	10,545.71	45,858.09	27,502.99	38,120.52
b) Investments	7.67	753.59	1,262.99	762.24	1,357.24	1,376.56
Total Income	20,848.60	15,322.07	11,808.70	46,620.33	28,860.23	39,497.08
Less : Inter Segment Revenue	-	-	-	-	-	-
Total Income	20,848.60	15,322.07	11,808.70	46,620.33	28,860.23	39,497.08
2 Segment Results :						
Profit/(Loss) before tax and interest						
a) Jewellery	2,598.73	2,322.33	2,173.11	6,714.78	5,033.13	6,258.33
b) Investments	6.17	752.47	1,260.61	757.83	1,351.73	1,360.34
Total Segment Profit Before Interest & Tax	2,604.90	3,074.80	3,433.72	7,472.61	6,384.86	7,618.67
Less : i) Interest	5.16	10.43	1.40	15.72	2.44	2.38
ii) Other un-allocable expenditure (Net)/(Income)	47.65	11.92	12.35	79.46	46.32	86.94
Profit Before Tax	2,552.09	3,052.45	3,419.97	7,377.43	6,336.10	7,529.35
Less : i) Current Tax	640.21	622.63	621.90	1,754.09	1,316.90	1,651.30
ii) Defereed Tax	82.23	67.93	3.40	229.88	(33.80)	(52.83)
Profit After Tax	1,829.65	2,361.89	2,794.67	5,393.46	5,053.00	5,930.88
3 Segment Assets :						
a) Jewellery	30,382.16	31,116.80	24,455.29	30,382.16	24,455.29	24,691.76
b) Investments	6,155.86	6,074.66	7,303.91	6,155.86	7,303.91	7,274.47
c) Unallocated	5,861.82	3,688.96	4,555.95	5,861.82	4,555.95	3,510.52
Total Segment Assets	42,399.84	40,880.42	36,315.15	42,399.84	36,315.15	35,476.75
4 Segment Liability :						
a) Jewellery	8,620.60	9,268.98	8,497.46	8,620.60	8,497.46	7,091.07
b) Investments	29.98	29.98	29.98	29.98	29.98	29.88
c) Unallocated	791.50	564.97	550.10	791.50	550.10	100.85
Total Segment Liability	9,442.08	9,863.93	9,077.54	9,442.08	9,077.54	7,221.80

1 The Group's operating segments are established on the basis of those components of the group that are evaluated regularly by the Group as, in deciding how to allocate resources and in assessing performance (referred to in IND AS 108 - 'Operating Segments'). These have been identified taking into account nature of activity, risks and returns. The Company has two principal operating segments; viz. Jewellery Manufacturing and Investments.

Place : Mumbai
Dated : Feb., 07, 2025



For Goldiam International Limited

Rashesh Bhansali
Rashesh Bhansali
Executive Chairman