

February 5, 2025

To,
National Stock Exchange of India Limited
Exchange Plaza, Bandra Kurla Complex
Bandra (E)
Mumbai - 400 051
Trading Symbol: "SOLARINDS"
Through NEAPS

To,
BSE Limited
Floor no. 25, PJ Towers
Dalal Street
Mumbai – 400 001
Scrip Code: 532725
Through BSE Listing Center

Sub: Fact Sheet - Presentation on Unaudited Financial Results for the quarter and nine months ended on December 31, 2024.

Dear Sir/Madam,

Pursuant to Regulation 30 of the SEBI (Listing Obligations & Disclosure Requirements) Regulations, 2015, we are enclosing herewith a copy of the presentation to analysts/investors on Unaudited Financial Results of the Company for the quarter and nine months ended on December 31, 2024.

The above information is also available on the website of the Company, i.e. www.solargroup.com.

This is for your information and record.

Kindly acknowledge the receipt of the same.

Yours truly,

For Solar Industries India Limited

Khushboo Pasari
Company Secretary &
Compliance Officer



Solar Industries India Limited

Regd. Office : "Solar" House, 14,
Kachimet, Amravati Road,
Nagpur - 440023, Maharashtra, INDIA
CIN : L74999MH1995PLC085878

✉ solar@solargroup.com
🌐 www.solargroup.com
☎ +91 712 663 4567
☎ +91 712 663 4578

Q3FY25 & 9MFY25 Présentation

Solar Industries India Limited



Progressing
with **Foresight** and
Prudence

Prudence

Foresight

Snapshot

Q3FY25 vs Q3FY24

Rs. In Cr

	Sales	EBIDTA	PBT	PAT
25 vs 24	1973 38% 1429	536 46% 367	458 53% 300	338 52% 222

9MFY25 vs 9MFY24

Rs. In Cr

	Sales	EBITDA	PBT	PAT
25 vs 24	5374 21% 4459	1485 43% 1042	1266 48% 858	942 49% 633

Domestic Quantity & Realizations

Q3FY25 vs Q3FY24

EXPLOSIVES			INITIATING SYSTEMS
	Quantity(MT)	Rate (in Rs)	Value (Cr)
Q3 25 vs 24	155222 ↑ 1% 154421	44754 ↓ -% 44805	695 ↑ -% 692
			156 ↑ 14% 137

9MFY25 vs 9MFY24

EXPLOSIVES			INITIATING SYSTEMS
	Quantity(MT)	Rate (in Rs)	Value (Cr)
9M 25 vs 24	411618 ↑ 7% 383193	48789 ↓ (5%) 51133	2008 ↑ 3% 1959
			462 ↑ 6% 436

Quarterly Results

Particulars	Rs. In Cr				% of Net Sales			
	Q2FY25	Q3FY25	Q3FY24	% Change	Q2FY25	Q3FY25	Q3FY24	Change
Net Sales	1716	1973	1429	38%				
Material Consumed	843	1029	752	37%	49.13%	52.14%	52.59%	(0.45)
Employee Cost	145	151	111	35%	8.43%	7.64%	7.80%	(0.16)
Other Expenses	283	267	210	27%	16.52%	13.54%	14.68%	(1.14)
EBIDTA	475	536	367	46%	27.70%	27.17%	25.69%	1.48
Depreciation	44	47	39	23%	2.54%	2.40%	2.70%	(0.30)
Interest/ Fin	30	31	28	8%	1.73%	1.55%	1.98%	(0.43)
PBT	407	459	299	54%	23.72%	23.27%	20.92%	2.35
TAX	103	122	77	58%	-	-	-	-
PAT	304	338	222	52%	17.70%	17.11%	15.53%	1.58

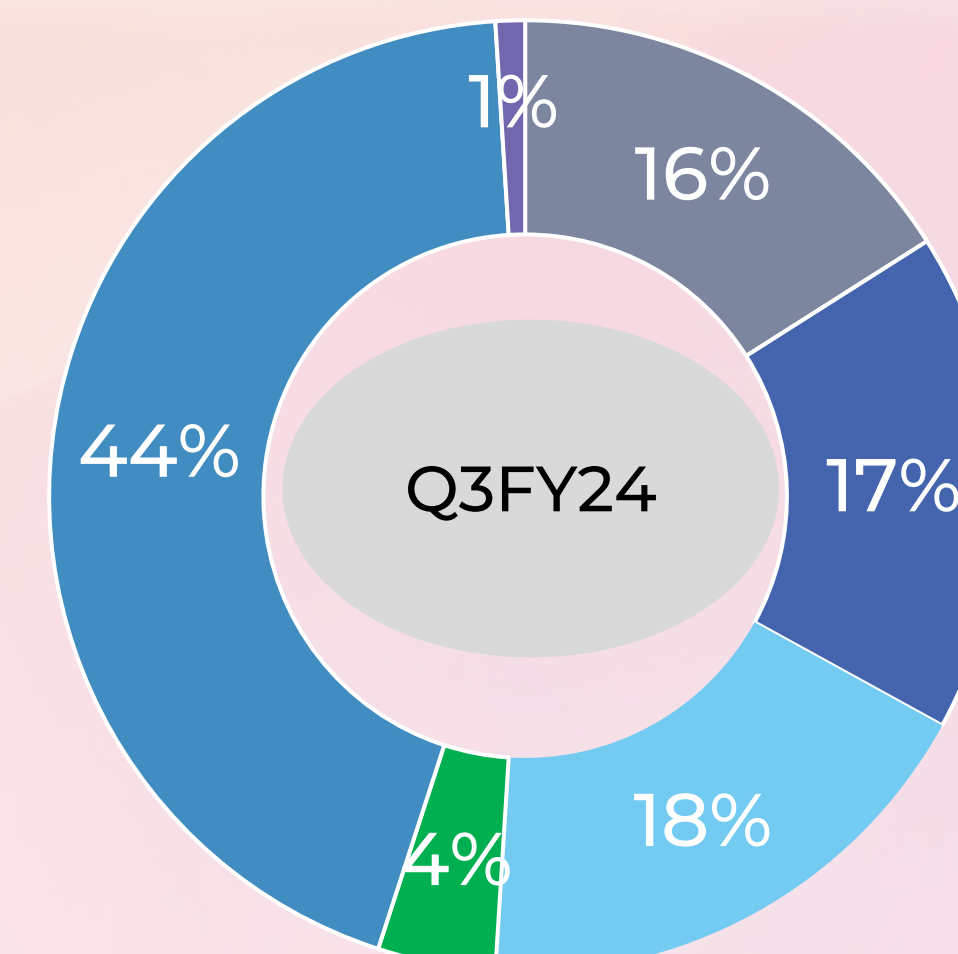
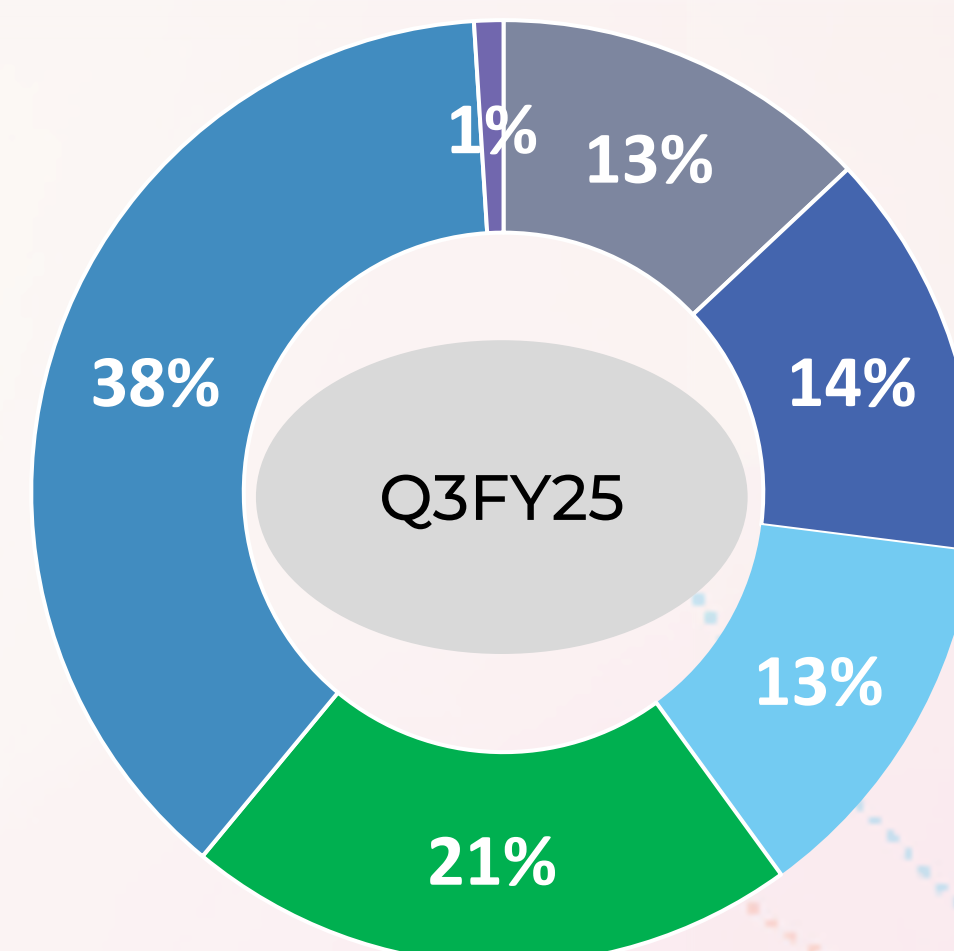
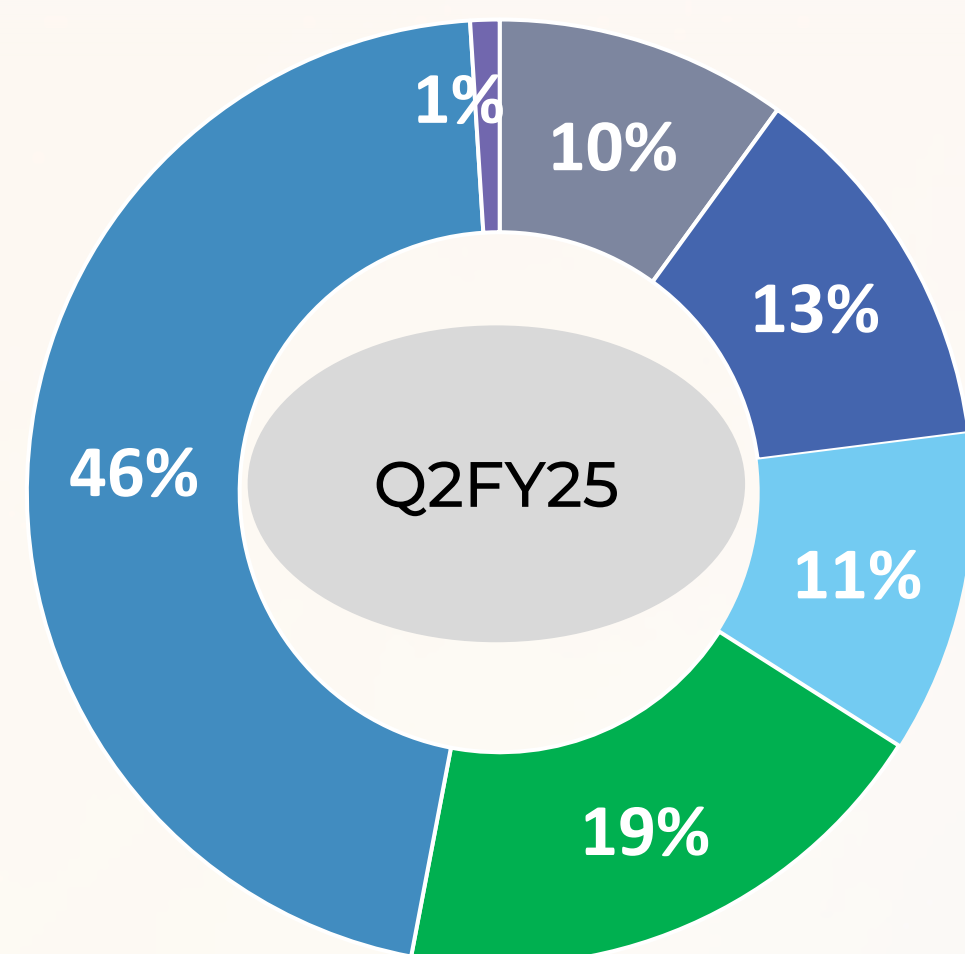
Nine Monthly Results

Particulars	Rs. In Cr			% of Net Sales		
	9MFY25	9MFY24	% Change	9MFY25	9MFY24	Change
Net Sales	5374	4459	21%			
Material Consumed	2742	2367	16%	51.02%	53.08%	(2.06.)
Employee Cost	426	315	35%	7.94%	7.06%	0.88
Other Expenses	785	762	3%	14.60%	17.08%	(2.48)
EBIDTA	1485	1042	42%	27.63%	23.38%	4.25
Depreciation	131	106	23%	2.44%	2.39%	0.05
Interest/ Fin	88	78	13%	1.63%	1.75%	(0.12)
PBT	1274	856	49%	23.71%	19.20%	4.51
TAX	333	223	49%	-	-	-
PAT	942	633	49%	17.53%	14.19%	3.34

Quarterly Customers

Rs. In Cr

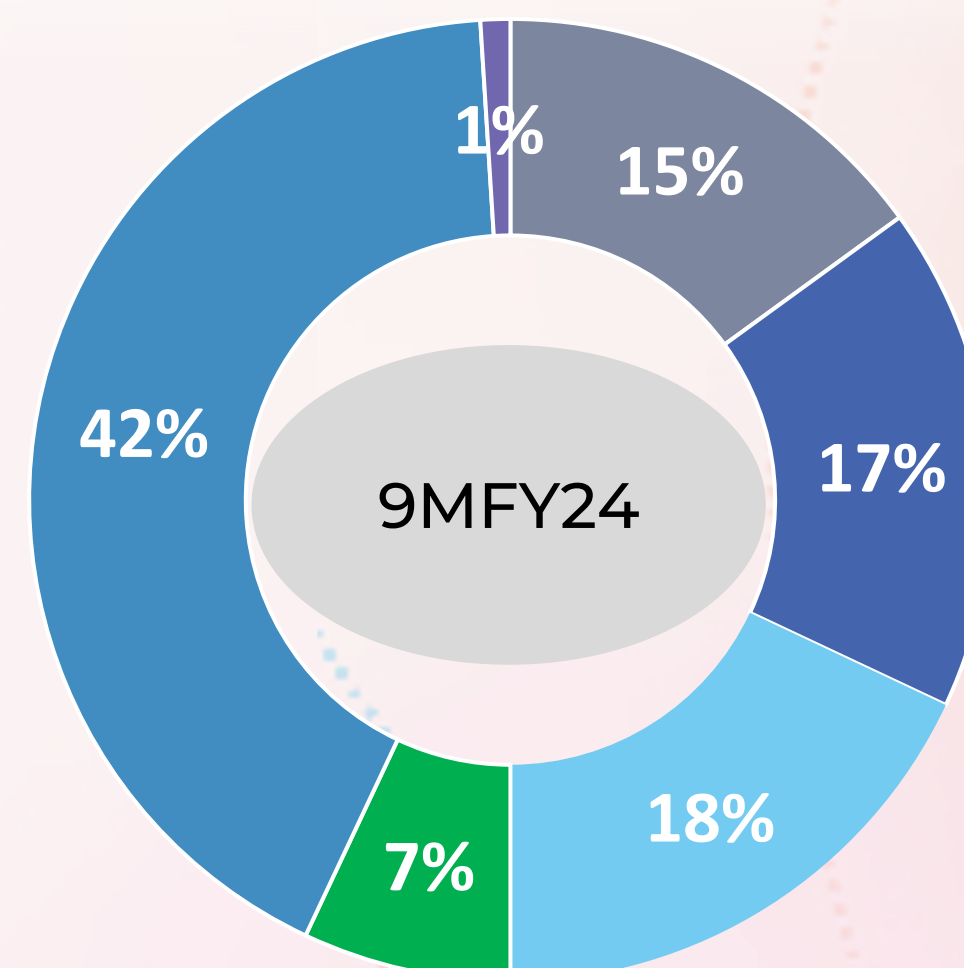
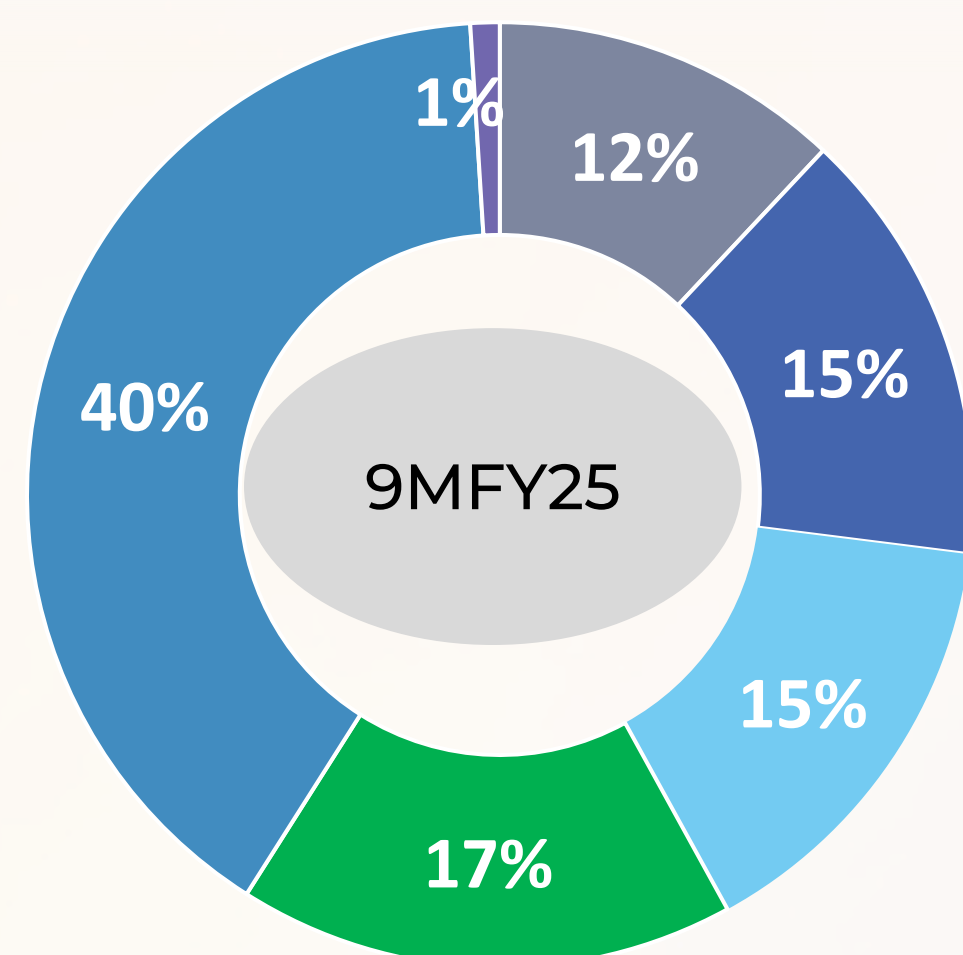
Customer	Q2FY25	% of Sales	Q3FY25	% of Sales	Q3FY24	% of sales	Change YoY
CIL	169	10%	259	13%	235	16%	(10%)
Non-CIL & Institutional	224	13%	278	14%	245	17%	13%
Housing & Infra	191	11%	257	13%	251	18%	(2%)
Defence	322	19%	409	21%	61	4%	570%
International	799	46%	758	38%	624	44%	21%
Others	11	1%	12	1%	13	1%	(8%)
Total	1716		1973		1429		38%



Nine Monthly Customers

Rs. In Cr

Customer	9MFY25	% of Sales	9MFY24	% of Sales	Change
CIL	674	12%	688	15%	(2%)
Non-CIL & Institutional	805	15%	742	17%	8%
Housing & Infra	801	15%	803	18%	-
Defence	925	17%	323	7%	186%
International	2136	40%	1869	42%	14%
Others	33	1%	34	1%	(3%)
Total	5374		4459		21%



Order Book Status

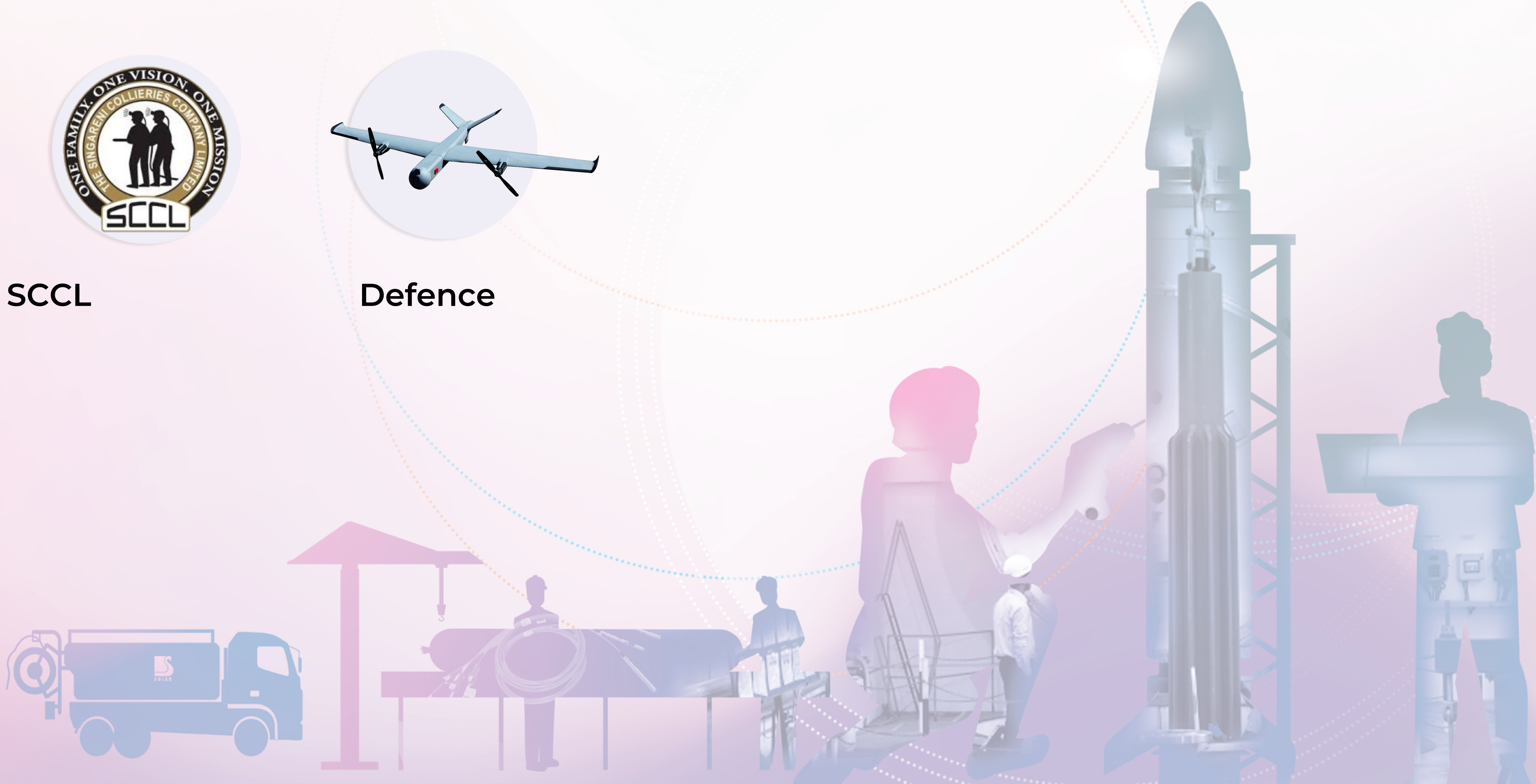
Rs. 7122Cr



CIL & SCCL

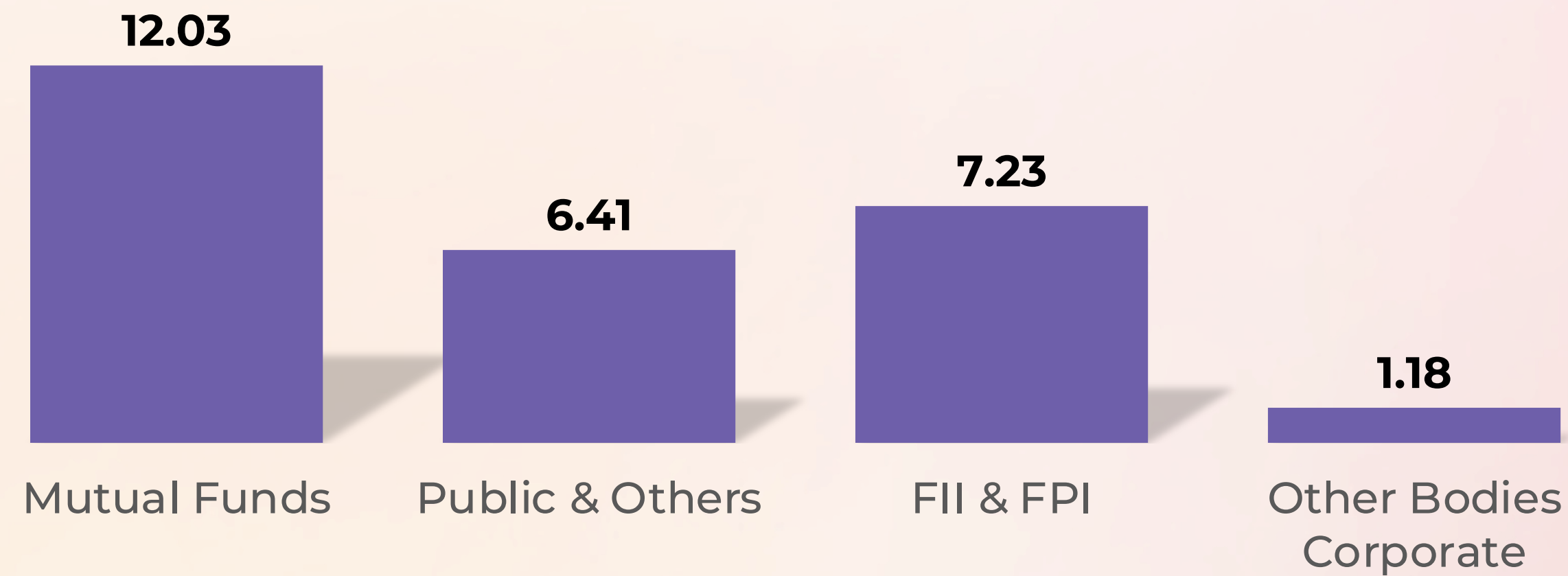


Defence



Shareholding as on 31.12.24

Promoter's Holding : 73.15%



Mutual Funds

SBI-MF (4.39), Kotak Fund (3.14), HDFC (1.50) , Others (3.00)

FII

Fidelity, Fiam & Variable group (1.19), Vanguard (1.08), Ishares (0.99)
Others (3.97)



Thank You

Solar Industries India Limited

