

January 15, 2025

<b>To,</b> <b>BSE Limited</b> Phiroze Jeejeebhoy Towers, Dalal Street, Fort, Mumbai - 400 001 <b>BSE Scrip Code:</b> 532749	<b>To,</b> <b>National Stock Exchange of India Limited</b> Exchange Plaza, C-1, Block G Bandra Kurla Complex Bandra (East), Mumbai - 400 051 <b>NSE Symbol:</b> ALLCARGO
--	---

Dear Sir/Ma'am,

**Subject: Monthly operational update**

In accordance with Securities and Exchange Board of India (Listing Obligations and Disclosure Requirements) Regulations, 2015 and Code of Practices and Procedures for Fair Disclosure of Unpublished Price Sensitive Information in terms of Regulation 8 of Securities and Exchange Board of India (Prohibition of Insider Trading) Regulations, 2015, we are enclosing herewith key business parameters for the month ended December 2024.

The given information is as per limited review by the Management. This is for the information of your members and the public at large.

The aforesaid information shall be made available on the Company's website at [www.allcargologistics.com](http://www.allcargologistics.com).

Kindly take the above on record.

Thanking you,

Yours faithfully,

**For Allcargo Logistics Limited**

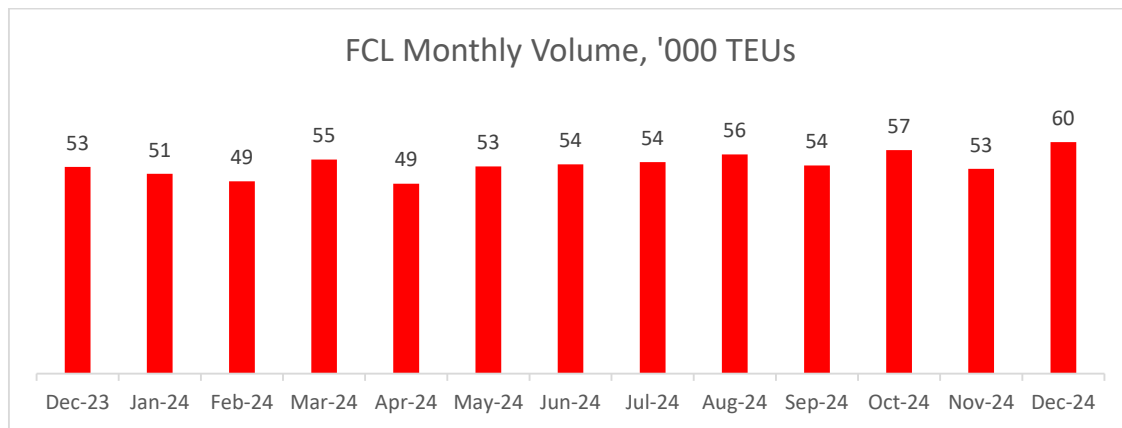
**Devanand Mojidra**  
**Company Secretary & Compliance Officer**  
**Membership No.: A14644**

**Encl: a/a**

## Allcargo International Supply Chain (ISC) Monthly Operational Update

### FCL operations:

- Allcargo registered its highest ever monthly FCL volume during the month of December 2024. FCL Volume stood at 59,566 TEUs. This represents a growth of 13% as compared to the last year and 14% as compared to previous month.
- Volume for the calendar year ended December 2024 stood at 6,46,090 TEUs, which is the highest ever yearly volume. This represents a growth of 9% over 2023.
- FCL volume witnessed growth across LATAM, India, USA, Canada and Indian Subcontinent and remained flat in Asia Pacific and Europe.

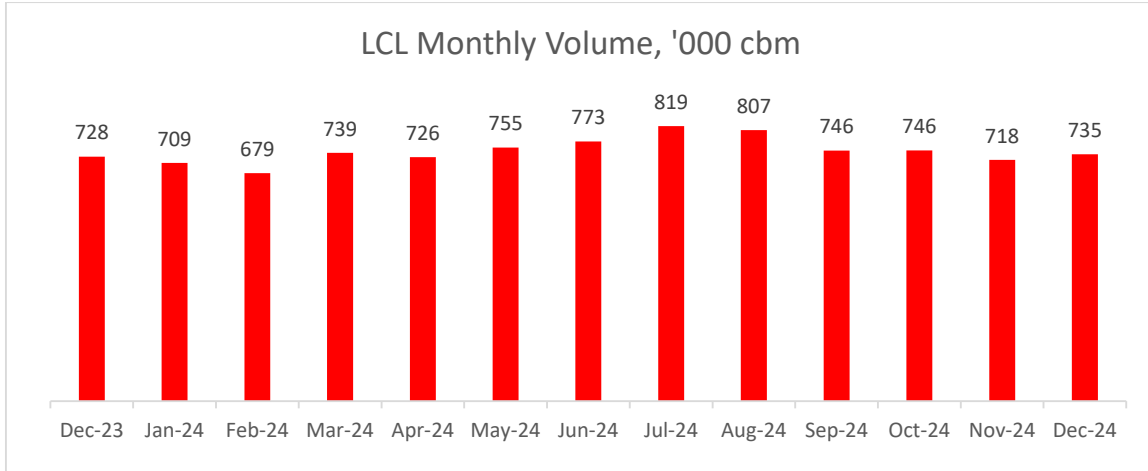


### Air operations:

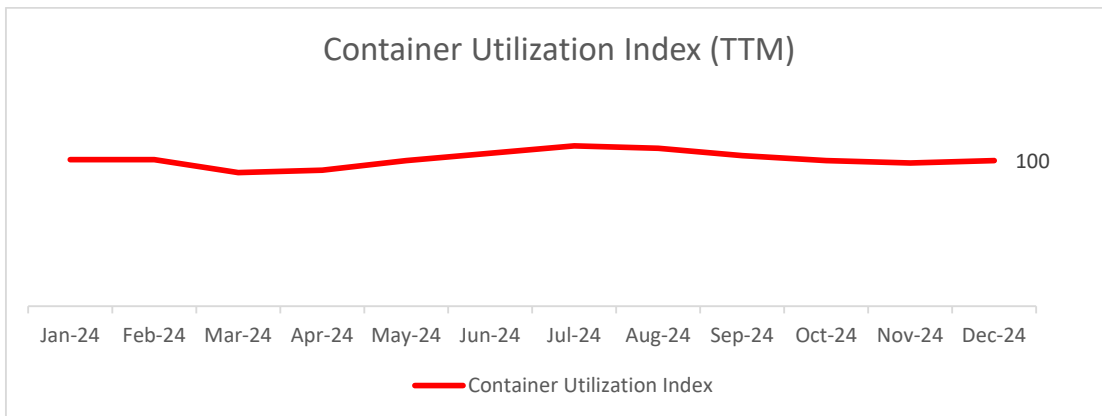
- Air volume for the month of December 2024 stood at 2,864'000 kilos. This represents a growth of 42% as compared to the last year and 2% as compared to previous month.
- Volume for the calendar year ended December 2024 stood at 30.4 million kilos, which is the highest ever yearly volume. This represents a growth of 28% over 2023.
- Air volume witnessed month on month growth across Canada, India, Latin America and Europe.

### LCL operations:

- LCL volume stood at 735'000 cubic meters for the month of December 2024 as compared to 728'000 cubic meters in December 2023, depicting a growth of 1%. The volumes have grown 2% as compared to last month.
- For the calendar year ended December 2024, LCL volume stood at 8.9 million cubic meters depicting a growth of 2% over 2023.
- Demand remained healthy on account of the early Lunar New Year and anticipation of US trade tariffs, thus supporting the freight rates, which remained range bound.
- LCL volume witnessed month on month growth in Asia Pacific, India and Indian Subcontinent and remained flat in Middle East and Latin America.

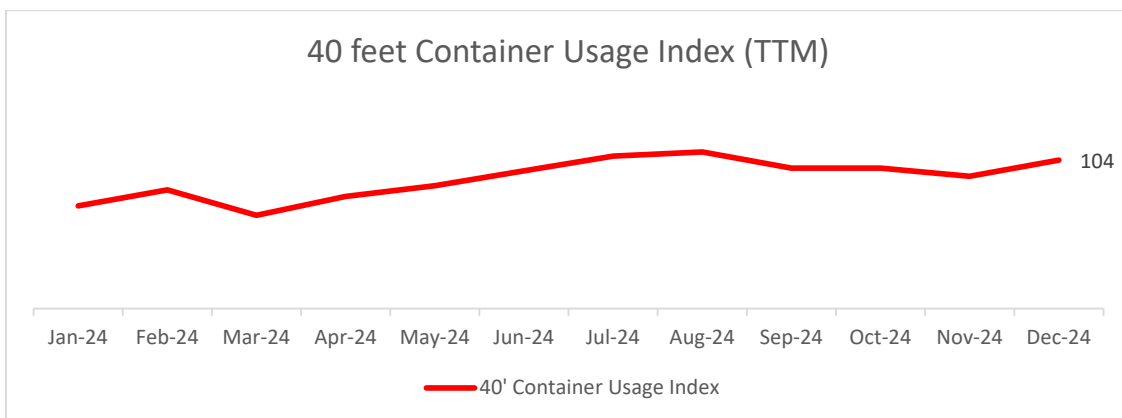


**Container utilization:** Container utilization remained flat as compared to 12 months ago.



Note: The Index shows Container utilization (Cbm/TEU) levels rebased as Jan 2024 = 100

**40 feet ratio:** 40 feet container usage improved as compared to last month, which is in line with the volumes. However, it remained 4% higher over 12 months ago.



Note: The Index shows 40 feet Container usage (number of 40 feet containers as % of total containers used) levels rebased as Jan 2024 = 100

~Ends~