

**Jammu and Kashmir Bank Limited**

Corporate Headquarters  
M A Road, Srinagar 190001  
Kashmir, India  
CIN: L65110JK1938SGC000048

T +91 (0)194 248 3775 W [www.jkbank.com](http://www.jkbank.com)  
F +91 (0)194 248 1928 E [board.sectt@jkbmail.com](mailto:board.sectt@jkbmail.com)



## **Board Secretariat**

Ref:-JKB/BS/F3652/2025/296  
Date: 20<sup>th</sup> January, 2025

**National Stock Exchange of India Limited**  
Exchange Plaza 5<sup>th</sup> Floor  
Plot No. C/1 G-Block  
Bandra Kurla Complex  
Bandra (E) Mumbai - 400 051  
Symbol: J&KBANK

**The BSE Limited**  
Phiroze Jeejeebhoy Towers  
Dalal Street  
Mumbai - 400 001  
Scrip Code:532209

**Sub:- Presentation for Conference Call scheduled for January 21, 2025**

Dear Sirs,

Further to our letter No. JKB/BS/F3652/2025/287 dated January 15, 2025 and pursuant to Regulation 30 and 46 of the SEBI (Listing Obligations and Disclosure Requirements) Regulations, 2015, we are enclosing Presentation for conference call with analysts and investors in connection with the Reviewed Financial Results of the Bank for the Quarter and nine Months ended December 31, 2024 and the same can also be accessed at:

<https://www.jkbank.com/investor/analystInteraction/investorAnalystInteractionSessions.php>

This is for your information and appropriate dissemination.

Thanking you

Yours faithfully

**For Jammu and Kashmir Bank Limited**

**(Mohammad Shafi Mir)**  
**Company Secretary**



**Goals Met**  
Promises Kept

# Investor Presentation for Quarter and Nine Months Ended December 31, 2024



1/20/2025

Jammu and Kashmir Bank Limited  
Corporate Headquarters  
M.A. Road, Srinagar 190 001



**J&K Bank**  
Serving To Empower

YOUR BANK  
SINCE 1938

## Disclaimer

*The Jammu and Kashmir Bank has created this presentation exclusively for general informational reasons, disregarding any individual's informational demands, financial circumstances, or special goals.*

*Except for the historical information contained herein, statements in this presentation that contain terms or phrases like "is," "aims," "will," "would," "indicating," "expected to," "guidance," "way forward," "expected," "estimate," "objective," "goal," "strategy," "philosophy," "project," etc., and similar expressions or variations of such expressions may constitute 'forward-looking statements'.*

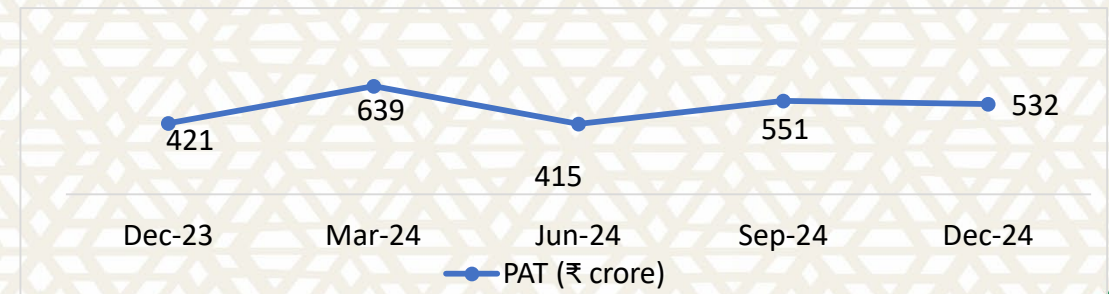
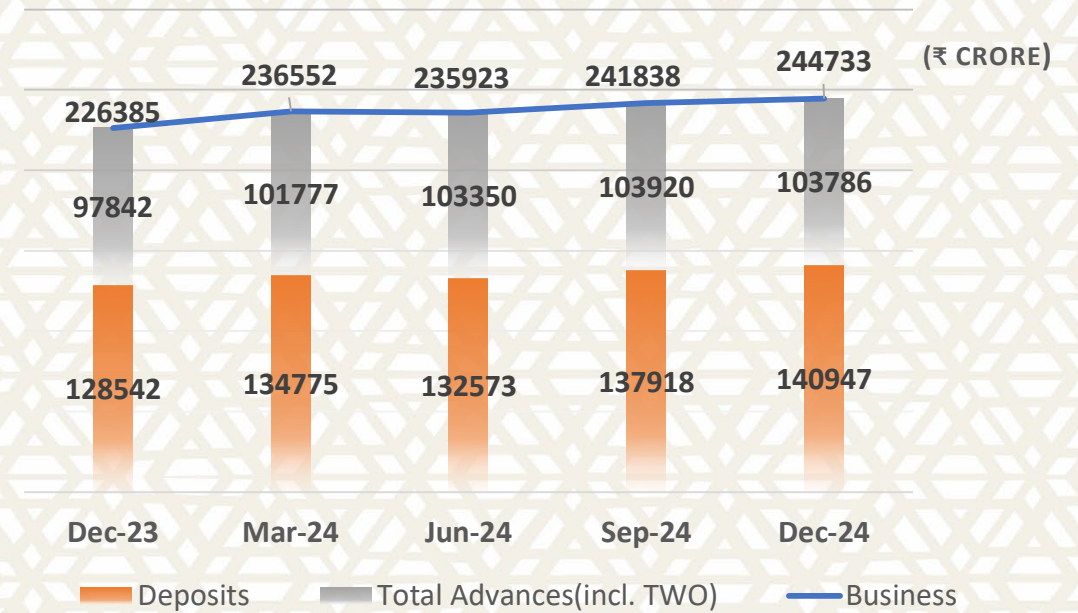
*Several risks, uncertainties, and other factors are included in these forward-looking statements, and they have the potential to cause actual results to differ materially from those predicted by the statements. While the Bank has made reasonable assumptions to support the forward-looking statements, if any, in this presentation, there are still risks and uncertainties that could affect the Bank's ability to successfully implement its strategy, such as the dynamic and complex internal and external environment, which includes but is not limited to market, business, legal risks/changes in law, etc., future levels of non-performing loans, the Bank's growth and expansion in business, the impact of any acquisitions, the adequacy of its allowance for credit losses, its provisioning policies, the actual growth in demand for banking products and services, investment income, and cash flow projections.*

*Note: "All financial figures in the presentation are from Audited Financials/Limited Reviewed financials and/or upon the forward-looking statements based on Management estimates. Anyone who relies on these financial data does so at their own risk and responsibility, and the Bank is not responsible for any gains or losses that result from this use of the data".*

# Jammu and Kashmir Bank Limited – Oldest Private Sector Bank in India



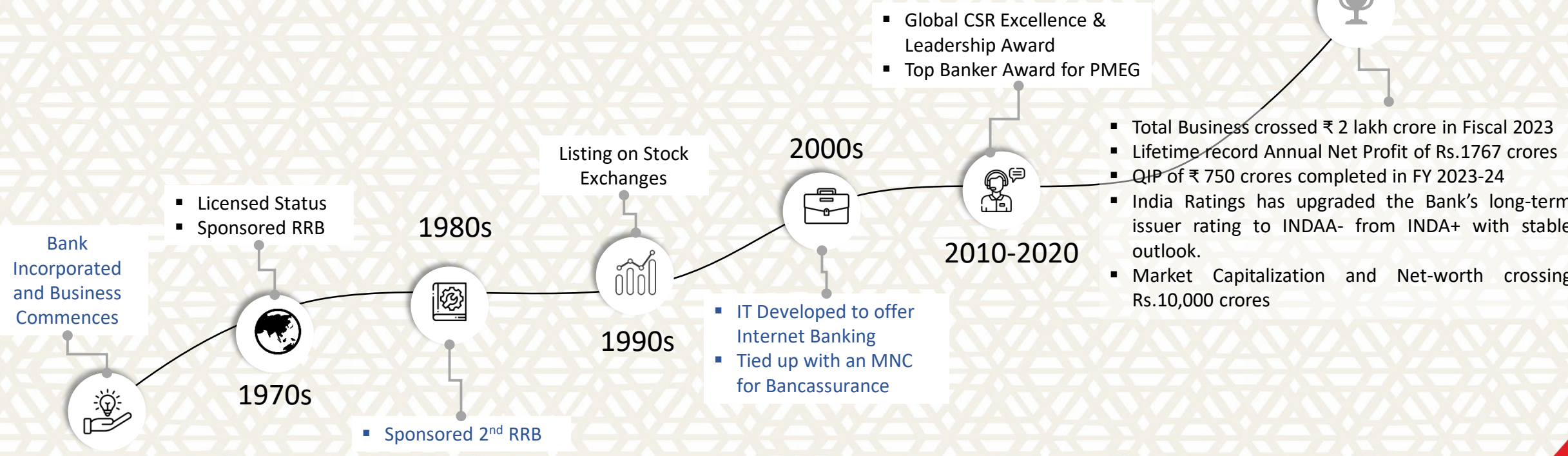
- Jammu and Kashmir Bank Limited, was incorporated on October 1, 1938 and today caters to a wide range of customers including retail, corporate, agricultural, and MSME.
- Widespread Branch Network: 1012 Branches, of which 837 are operating in the UT of J&K, 37 in UT of Ladakh and 138 branches across 20 states & UTs outside the UTs of J&K and Ladakh.
- The GoJK is a majority holder, however the Bank enjoys full operational autonomy. The Bank has a wholly owned subsidiary called JKB Financial Services Limited and is also the Sponsor bank of J&K Grameen Bank Limited.
- Strong market presence and designated as Agency Bank by RBI for conducting government banking in UTs of J&K and Ladakh.
- The Bank has 12137 regular employees and 433 contractual employees.
- Bancassurance tie ups with LIC, PNB Metlife and Bajaj Life for Life Insurance and Bajaj Allianz General Insurance, Iffco Tokio and New India Assurance for General Insurance.



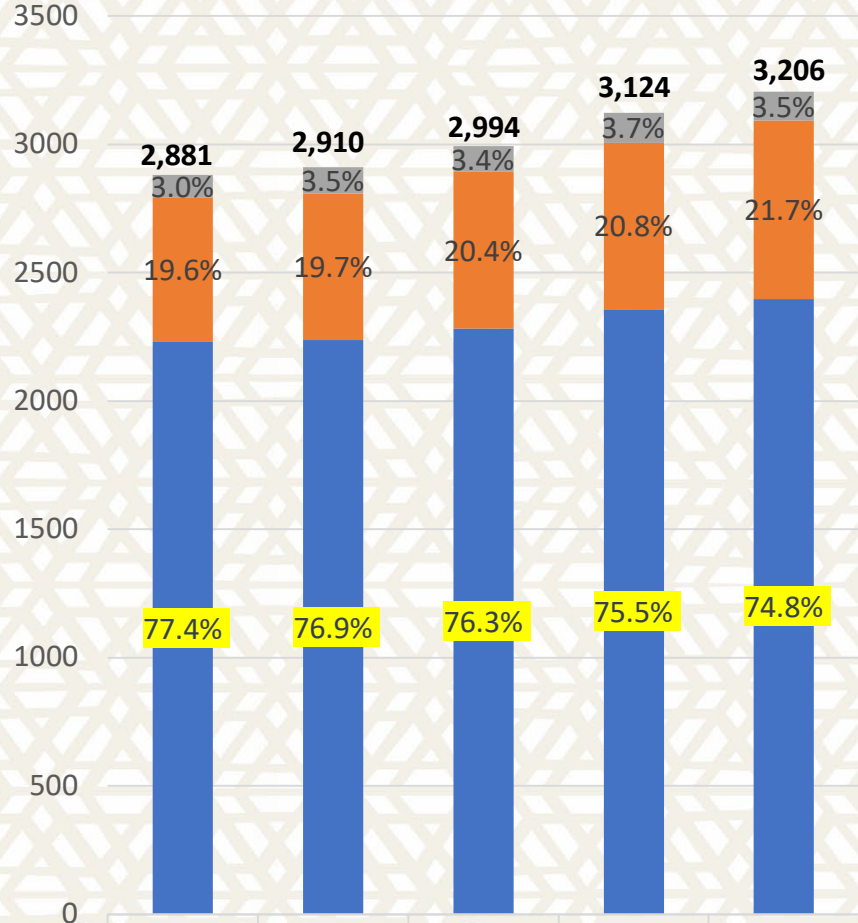
**J&K Bank stands as a pillar of support for the local communities while also extending its exceptional services beyond these regions.**

TWO – Technical Write Off

# Journey of 8 Decades

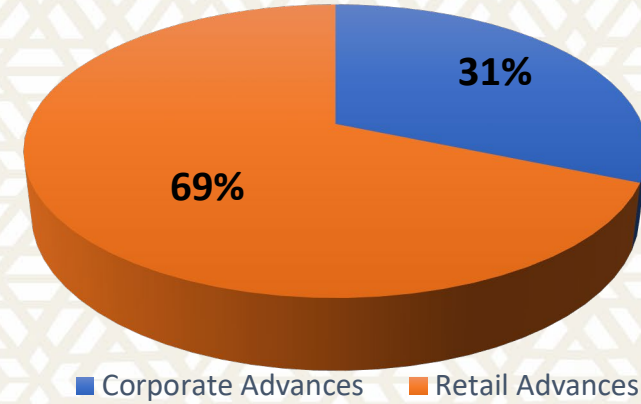


# Interest Earnings and Advances Mix

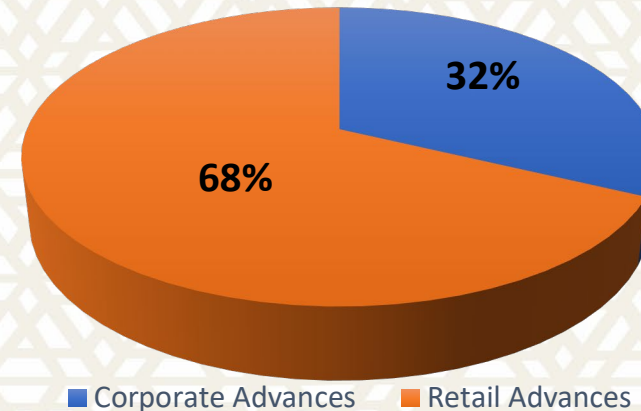


	Dec-23	Mar-24	Jun-24	Sep-24	Dec-24
Other Interest Income	87	101	101	117	112
Interest on Investments	565	572	610	649	696
Interest on Advances	2229	2237	2283	2358	2398

Gross Advances Mix – December 31, 2024



Gross Advances Mix – September 30, 2024



All figures, other than percentage, in ₹ crore

# Q3/9 M FY25 Performance



Particulars	Q3 FY 2023-24	Q2 FY 2024-25	Q3 FY 2024-25	9 months FY 2023-24	9 months FY 2024-25
<b>Net Interest Income</b>	<b>1,280.44</b>	<b>1,435.93</b>	<b>1,508.68</b>	<b>3,897.57</b>	<b>4,313.83</b>
Other Income	182.34	296.08	242.32	600.92	732.50
Operating Expenses	912.24	945.02	1,002.89	2,885.43	2,916.56
<b>Operating Profit</b>	<b>550.54</b>	<b>786.99</b>	<b>748.11</b>	<b>1,613.06</b>	<b>2,129.77</b>
Provisions & Contingencies	(9.42)	32.53	(9.80)	57.37	5.25
<b>Profit Before Tax</b>	<b>559.96</b>	<b>754.46</b>	<b>757.91</b>	<b>1,555.69</b>	<b>2,124.52</b>
Provision for Tax	138.88	203.54	226.40	427.09	626.60
<b>Net Profit / (Loss)</b>	<b>421.08</b>	<b>550.92</b>	<b>531.51</b>	<b>1,128.60</b>	<b>1,497.92</b>

All figures, other than percentage, in ₹ crore

# Q3 FY25 Performance at a Glance (YoY)

## Profitability

**NIM  
(Annualized)** ↑  
4.04%  
(was 3.83%)

**PAT** ↑  
₹ 531.5 crores  
*Up 26.2%*

**RoA  
(Annualized)** ↑  
1.34%  
(was 1.15%)

## Growth

**Deposits** ↑  
₹ 1,40,947 crores  
*Up 9.7%*

**Net Advances** ↑  
₹ 95,990 crores  
*Up 7.0%*

**Total Business  
(Including TWO)** ↑  
₹ 2,44,733 crores  
*Up 8.1%*

## Capital Adequacy

**Tier I** ↑  
12.71%  
(was 11.74%)

**CET 1** ↑  
11.67%  
(was 10.63%)

**CRAR** ↑  
15.09%  
(was 14.18%)

## Asset Quality

**GNPA (%)** ↓  
4.08%  
(was 4.84%)

**NNPA (%)** ↑  
0.94 %  
(was 0.83%)

**PCR (%)** ↓  
89.67%  
(was 91.61%)



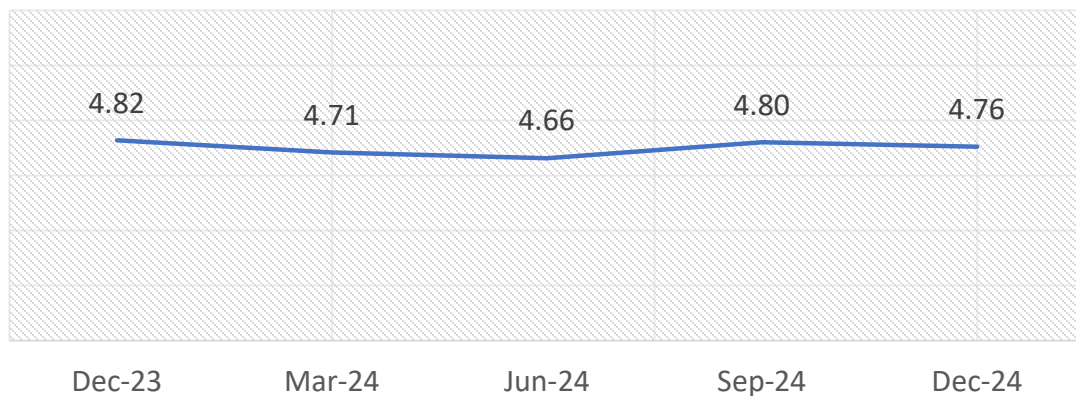
# Jammu and Kashmir Bank Limited | Q3 FY25 – Key Financial Ratios



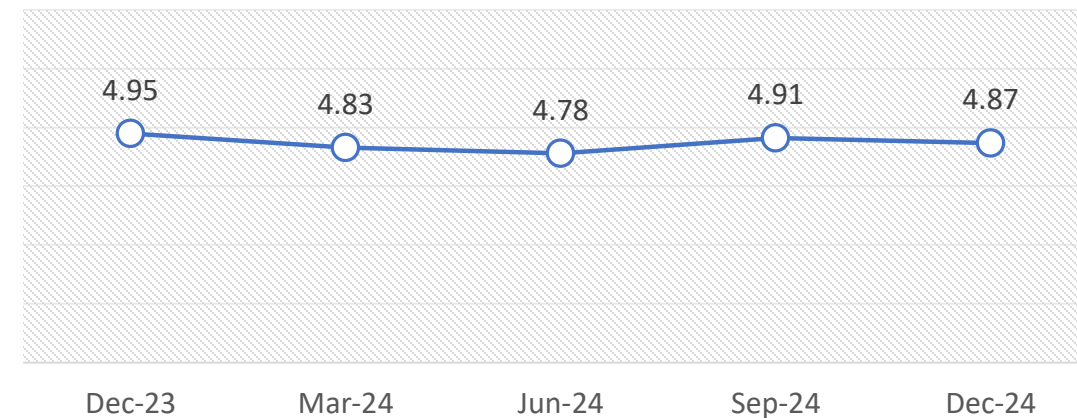
**J&K Bank**  
Serving To Empower

YOUR BANK  
SINCE 1938

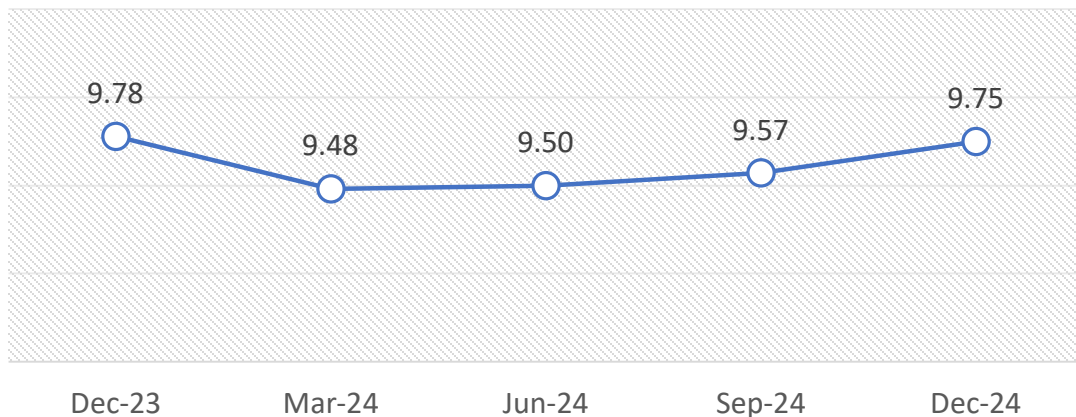
### Cost of Deposits (%)



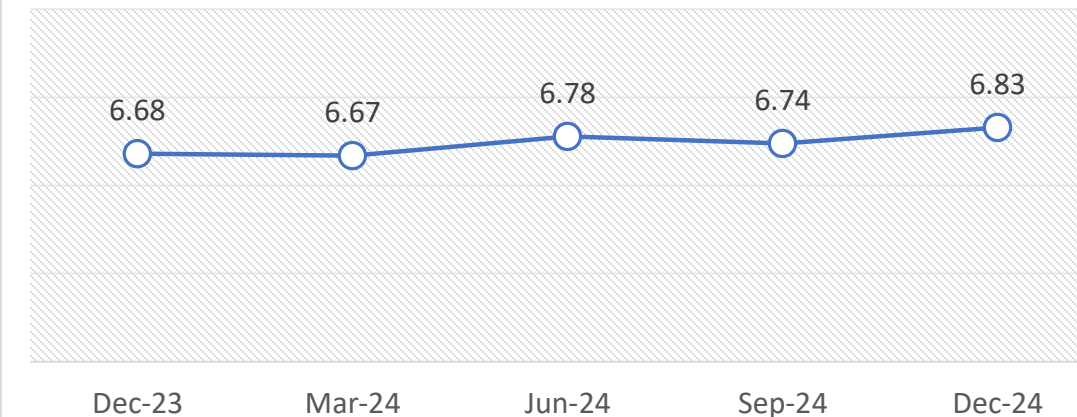
### Cost of Funds (%)



### Yield on Advances (%)



### Yield on Investments (%)



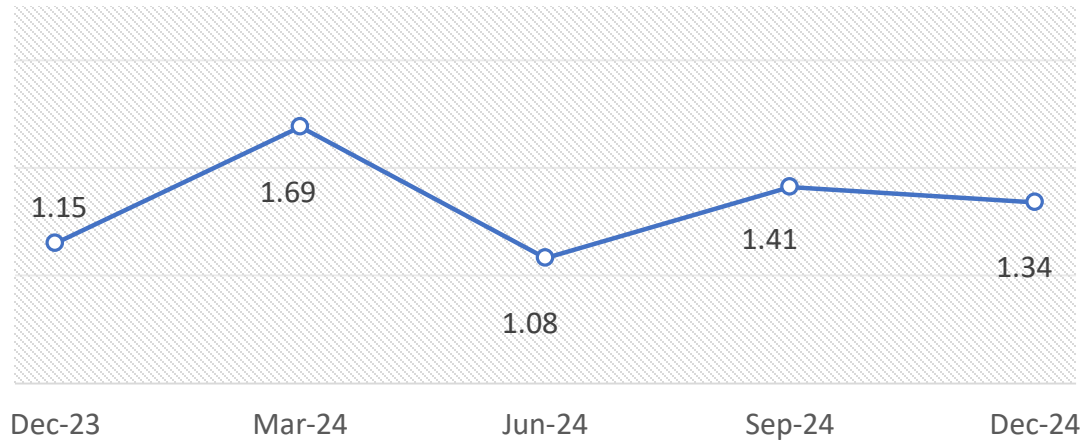
# Jammu and Kashmir Bank Limited | Q3 FY25 – Key Financial Ratios



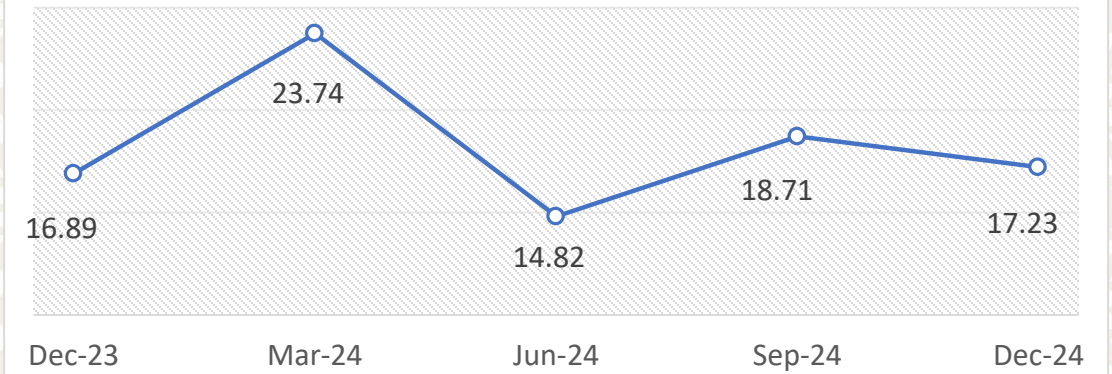
**J&K Bank**  
Serving To Empower

YOUR BANK  
SINCE **1938**

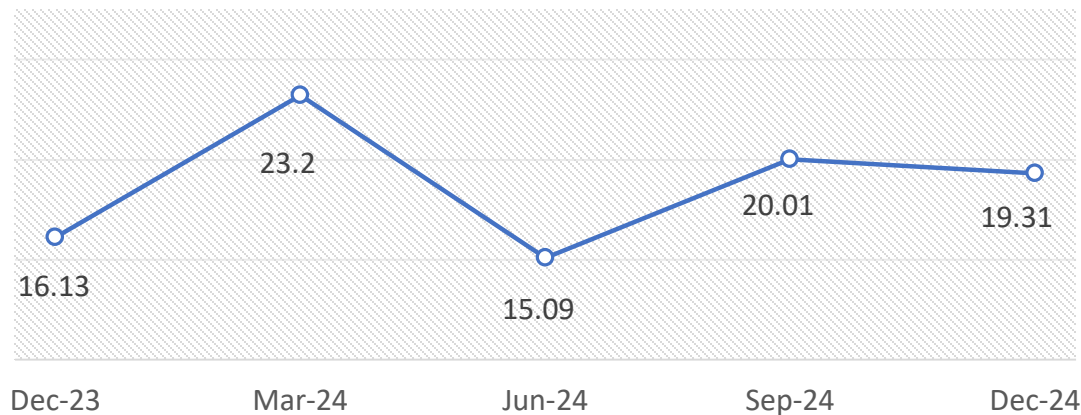
### Return on Assets - Annualized (%)



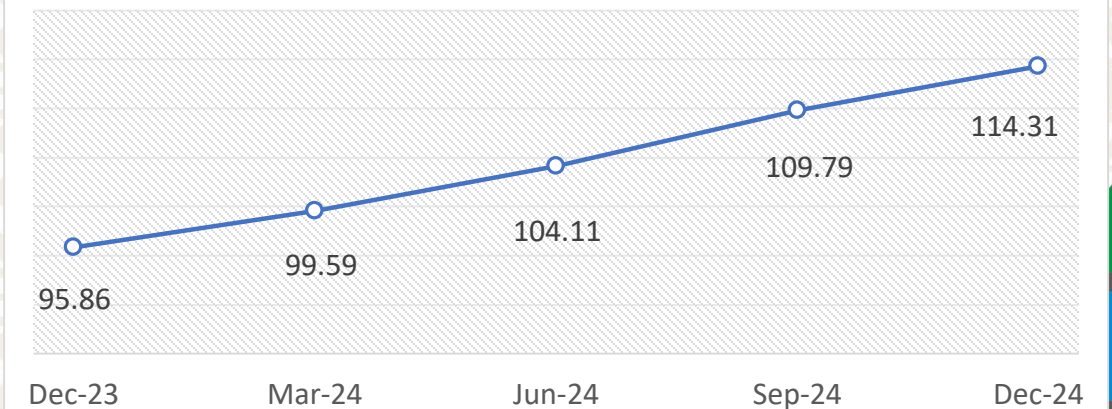
### Return on Average Network - Annualized(%)



### Earnings Per Share - Annualized (Rs.)



### Book Value Per Share (Rs.)

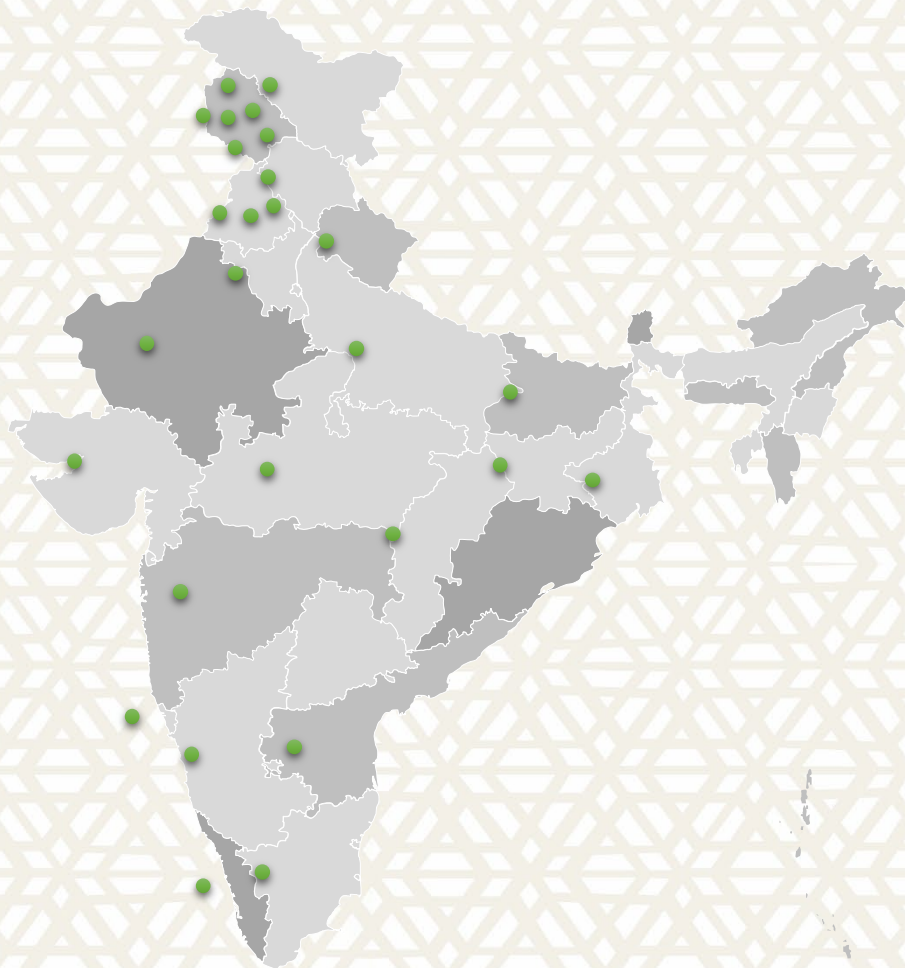


# Key Strengths of the Bank



- 1 Strong legacy, loyal customer base and an established brand with over 85 years of operations
- 2 Strong presence in fast growing region of J&K and increasing presence in other strategic regions
- 3 Healthy mix of retail in overall advances mix with focus on MSME and agriculture segment
- 4 Consistently growing deposit base with best in class low-cost retail CASA
- 5 Turnaround Story with increasing PCR and improvement in asset quality
- 6 Fast improving digital presence with over 90% digital transactions
- 7 Professionally managed Bank with experienced senior management team and board of directors

# Strong presence in JKL Region and increasing presence across India



874

Branches in J&K and Ladakh (JKL)

138

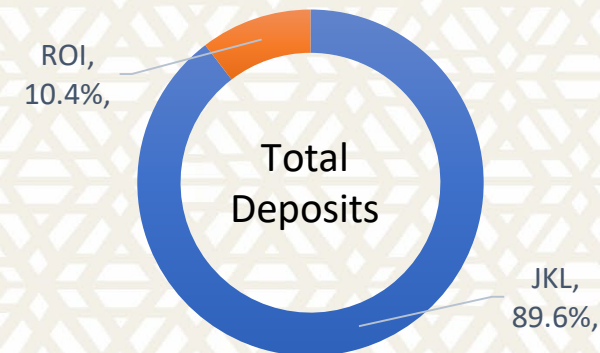
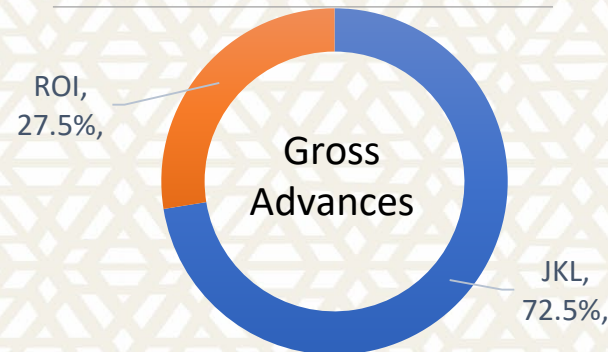
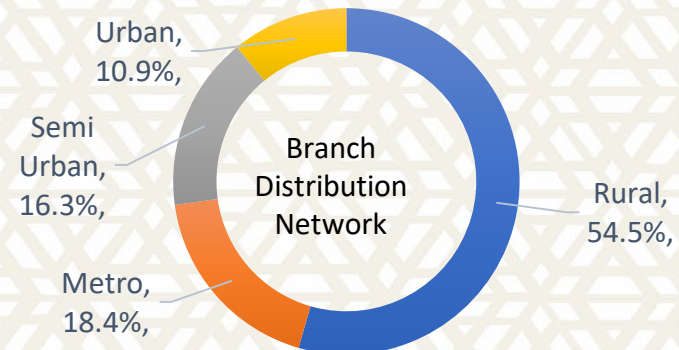
Branches outside JKL

1423

ATMs

22

States / UTs



The J&K and Ladakh growth story continues with major infrastructure under implementation and some strategic ones nearing completion that will drive growth for J&K Bank in the near future

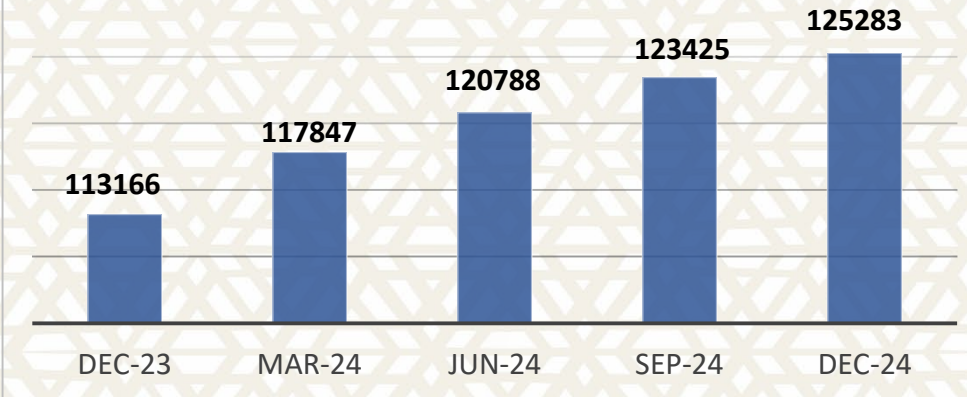
# Fast improving digital presence



**J&K Bank**  
Serving To Empower

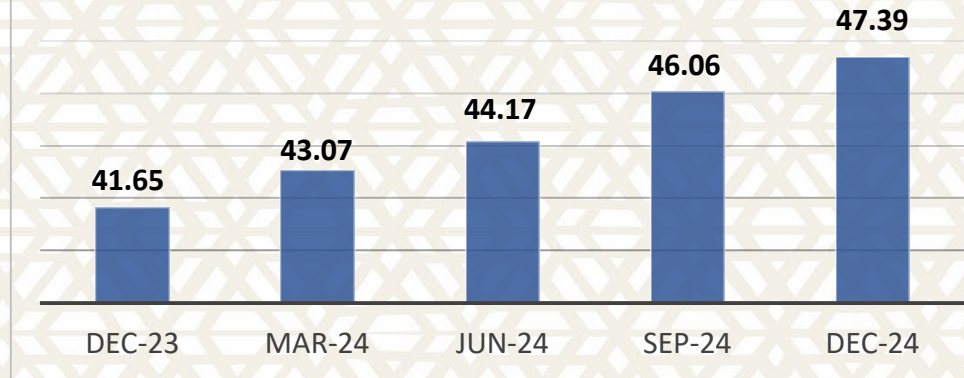
YOUR BANK  
SINCE **1938**

## Credit Card Users



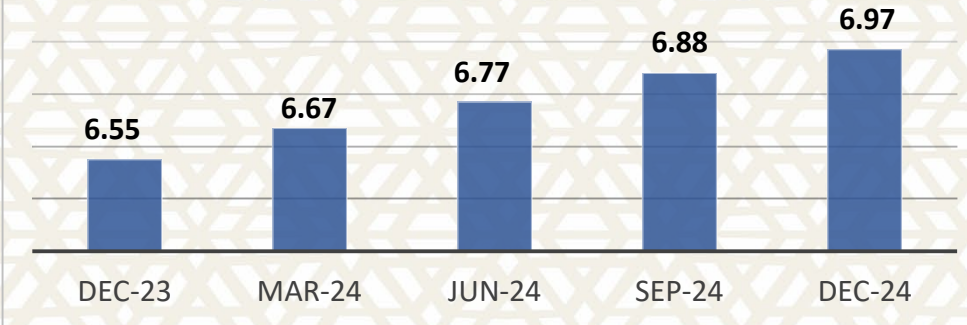
## Debit Card Users

(In Lacs)

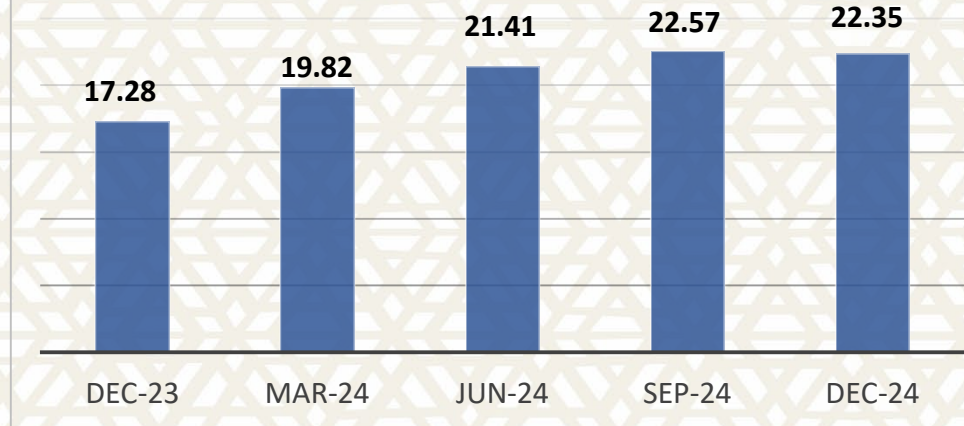


## Internet Banking Users

(In Lacs)



## UPI Users (In Lacs)



# Professionally managed Bank with experienced Senior Management and Board Of Directors



## MR. AMITAVA CHATTERJEE (MD & CEO)

- Illustrious career in banking spanning over more than three decades in diverse geographical locations and strategic positions
- Served as DMD SBI and MD & CEO of SBI Capital Markets



## MR. NABA KISHORE SAHOO

- Nearly 4 decades of experience and risen through the ranks
- Very rich and diverse experience in banking industry with expertise in Credit, Risk Management & HR.



## DR. PAWAN KOTWAL, IAS

- Presently posted as Advisor to Lieutenant Governor, UT of Ladakh (1994 IAS)
- Wealth of Administrative acumen and proficiency having previously served as Principal Secretary various ministries including P&M Dept. in UT of Ladakh.



## MR. UMESH CHANDRA PANDEY

- Nearly 4 decades of experience as a Chartered Accountant
- Strong Competencies in Corporate Law, Taxation, Project Report, M & A Transactions, Statutory Compliance Audit – Direct Tax/ Indirect Tax & Labor Laws



## MR. SANTOSH DATTATRAYA VAIDYA, IAS

- Presently posted as Principal Secretary Finance, UT of J&K 1998 AGMUT
- B-tech from IIT-Kharagpur PG(Econ) (IGNOU) and Masters in Public Policy from Johns Hopkins University, United States.



## MR. ANIL KUMAR GOEL

- Qualified Arbitrator & Mediator, Information Systems Auditor (DISA), Forensic Auditor & Fraud Detector (FAFD)
- 34 years expertise in Corporate & Tax Laws, Consultancy, Statutory Audits



## DR. MANDEEP K BHANDARI, IAS

- MBBS with Gold Medal, administrative and professional expertise of >20 years
- Principal Secretary to Hon'ble Lieutenant Governor of UT of J&K and is also holding charge of CEO Amarnathji Shrine Board



## MR. ANAND KUMAR

- (IT) specialist who has experience of more than three decades in IT development and management and is a BE(IT) from IIT and a PGDM from IIM-L.
- Worked at multiple MNCs and large groups: Citigroup, HSBC, Barclays, Fiserv, etc.



## MR. R. K. CHHIBBER

- Over three decades of banking experience, his areas of expertise include Credit, Finance, IT, Corporate & Retail Banking, Risk management, Trade Finance, Foreign exchange, Business continuity planning, HR, Bancassurance



## MR. SUDHIR GUPTA

- Over three decades of experience in different capacities across the operational topography of the Bank with expertise in Credit, Finance, Corporate & Retail Banking, Customer Service, Trade Finance, Foreign exchange, BCP etc.



## DR. RAJEEV LOCHAN BISHNOI

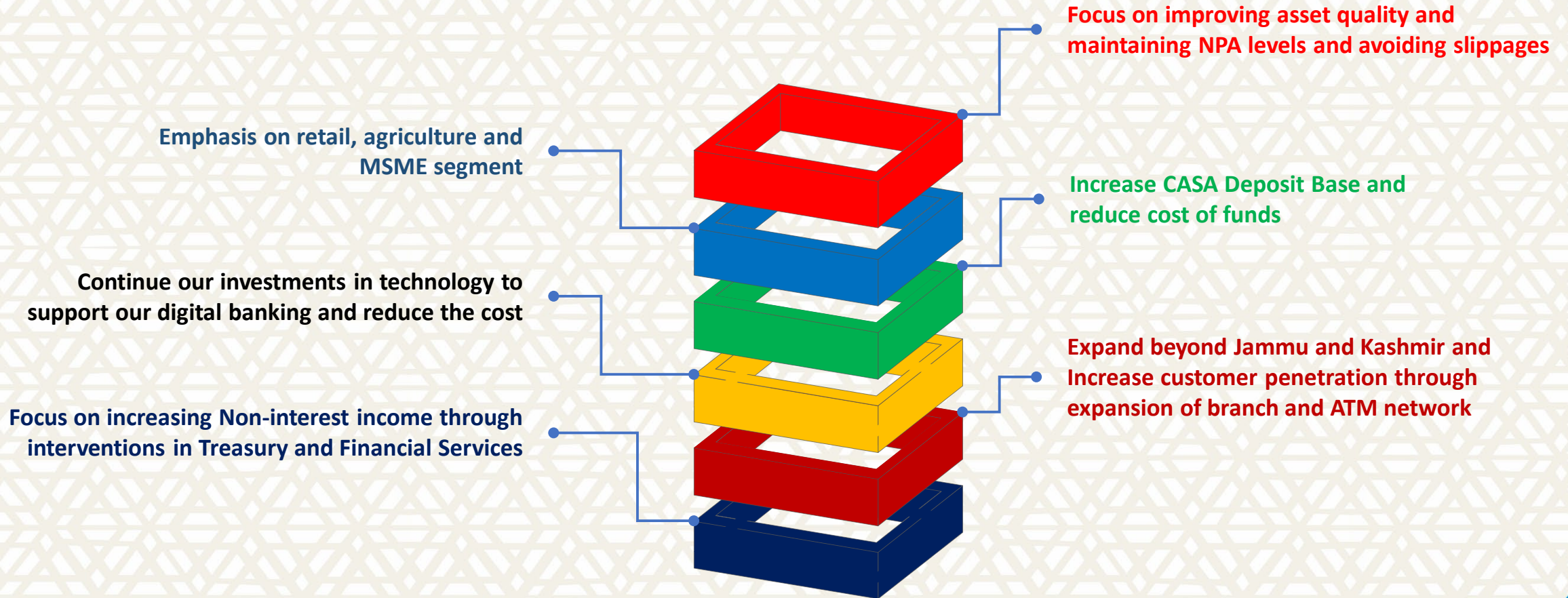
- Credit specialist and advises corporates and banks on balance sheet stress, risk processes and improving the overall financial health of the enterprise.
- Partner in Chartered Accountancy firm M/S Jain & Malhotra, New Delhi.



## MS. SHAHLA AYOUB

- Works as an Assistance Professor in the DHE, J&K and brings to Board an affluence of Economic expertise and perspicacity and has strong interests in Conflict Economics, Financial Inclusion and Developmental Economics.

# Key Strategies



# Condensed Profit And Loss Account



Particulars	Q3 FY 2023-24	Q2 FY 2024-25	Q3 FY 2024-25	Change YoY (%)	Change QoQ (%)	9 Months FY 2023-24	9 Months FY 2024-25	Change YoY (%)	FY 2023-2024
Interest Earned	2,880.96	3,123.55	3,206.08	11.3%	2.6%	8,302.19	9,324.01	12.3%	11,212.37
Interest Expended	1,600.52	1,687.62	1,697.40	6.1%	0.6%	4,404.62	5,010.18	13.7%	6,008.68
<b>Net Interest Income</b>	<b>1,280.44</b>	<b>1,435.93</b>	<b>1,508.68</b>	<b>17.8%</b>	<b>5.1%</b>	<b>3,897.57</b>	<b>4,313.83</b>	<b>10.7%</b>	<b>5,203.69</b>
Other Income	182.34	296.08	242.32	32.9%	(18.2%)	600.92	732.50	21.9%	825.48
<b>Operating Income</b>	<b>1,462.78</b>	<b>1,732.01</b>	<b>1,751.00</b>	<b>19.7%</b>	<b>1.1%</b>	<b>4,498.49</b>	<b>5,046.33</b>	<b>12.2%</b>	<b>6,029.17</b>
Operating Expenses	912.24	945.02	1,002.89	9.9%	6.1%	2,885.43	2,916.56	1.1%	3,752.29
<b>Operating Profit</b>	<b>550.54</b>	<b>786.99</b>	<b>748.11</b>	<b>35.9%</b>	<b>(4.9%)</b>	<b>1,613.06</b>	<b>2,129.77</b>	<b>32.0%</b>	<b>2,276.88</b>
Provisions & Contingencies	(9.42)	32.53	(9.80)	3.9%	(130.1%)	57.37	5.25	(90.8%)	(107.69)
<b>Profit Before Tax</b>	<b>559.96</b>	<b>754.46</b>	<b>757.91</b>	<b>35.4%</b>	<b>0.5%</b>	<b>1,555.69</b>	<b>2,124.52</b>	<b>36.6%</b>	<b>2,384.57</b>
Provision for Tax	138.88	203.54	226.40	63.0%	11.2%	427.09	626.60	46.7%	617.30
<b>Net Profit / (Loss)</b>	<b>421.08</b>	<b>550.92</b>	<b>531.51</b>	<b>26.2%</b>	<b>(3.5%)</b>	<b>1,128.60</b>	<b>1,497.92</b>	<b>32.7%</b>	<b>1,767.27</b>

All figures, other than percentage, in ₹ crore



# Condensed Balance Sheet

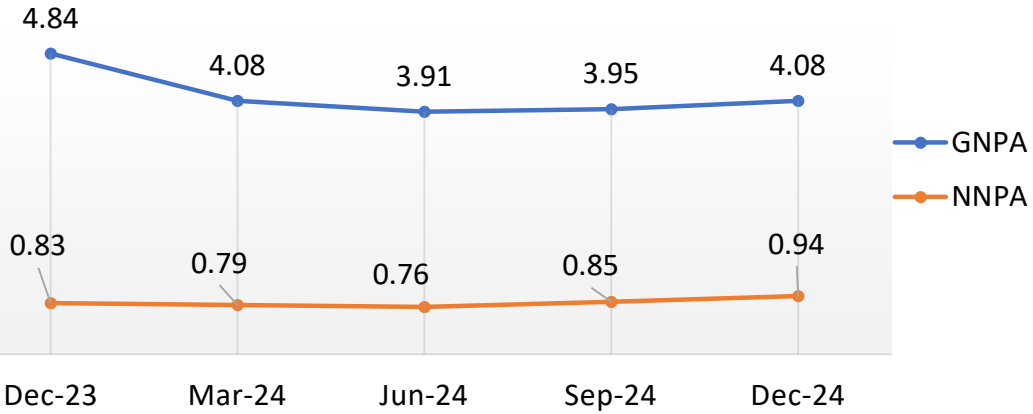


Particulars	Dec 31, 2023	Sep 30, 2024	Dec 31, 2024
<b>Capital &amp; Liabilities</b>			
Capital	110.13	110.13	110.13
Reserves and Surplus	11,705.71	13,233.92	13,723.59
Deposits	1,28,542.47	1,37,918.27	1,40,947.14
Borrowings	2,886.08	2,884.46	2,383.92
Other Liabilities and Provisions	5,294.89	5,340.59	4,617.50
<b>Total</b>	<b>1,48,539.28</b>	<b>1,59,487.37</b>	<b>1,61,782.28</b>
<b>Assets</b>			
Cash and Balance with Reserve Bank of India	6,863.78	7,254.66	8,132.27
Balance with Banks & Money at Call & Short Notice	105.57	273.52	1,926.03
Investments	31,575.94	38,740.69	40,524.05
Advances	89,752.36	96,139.14	95,990.38
Fixed Assets	2,262.54	2,228.81	2,213.85
Other Assets	17,979.09	14,850.54	12,995.70
<b>Total</b>	<b>1,48,539.28</b>	<b>1,59,487.37</b>	<b>1,61,782.28</b>

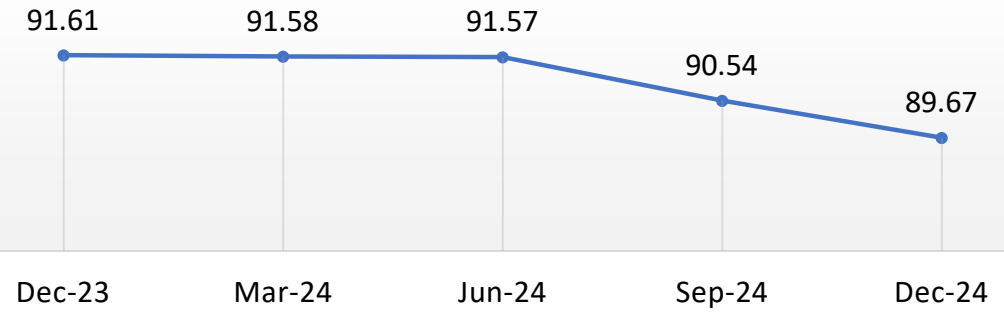
All figures, other than percentage, in ₹ crore

# Turnaround Story with Decadal High PCR and improvement in asset quality

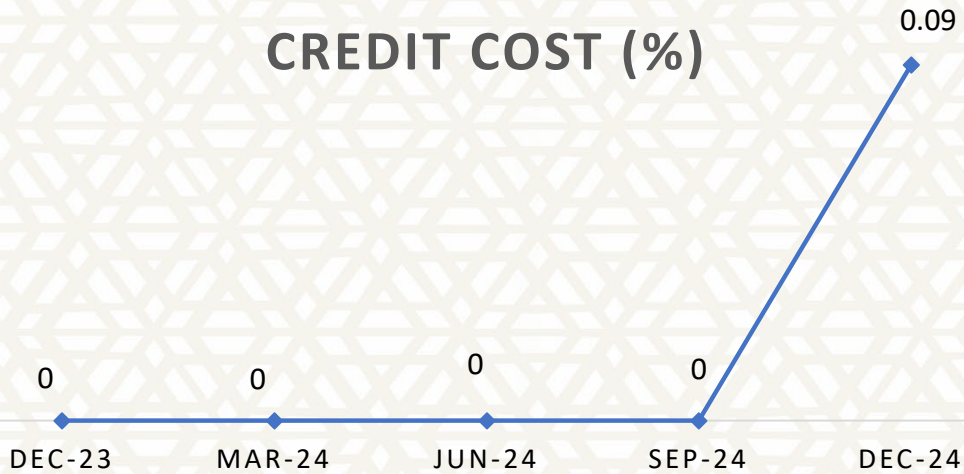
### Gross & Net NPA (%)



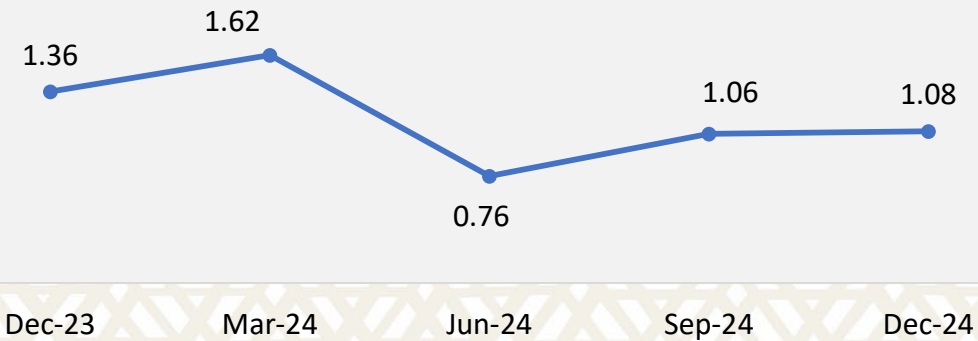
### Provision Coverage Ratio (%)



### CREDIT COST (%)



### Gross Slippage Ratio (%)

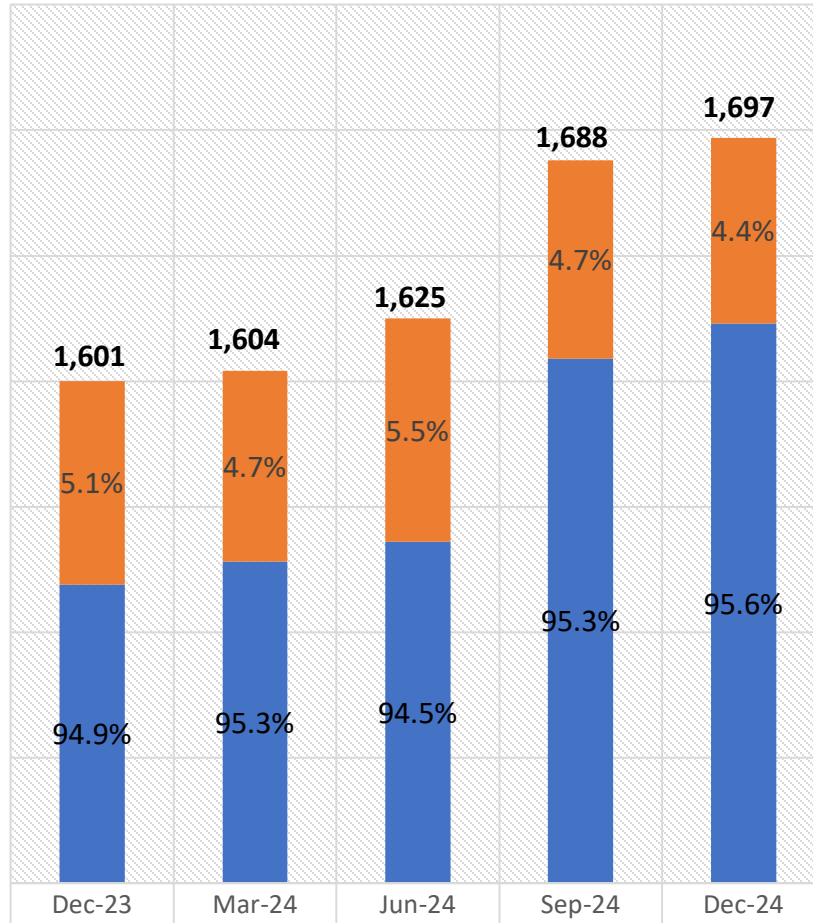


# Interest Expenditure and Operating Expenditure

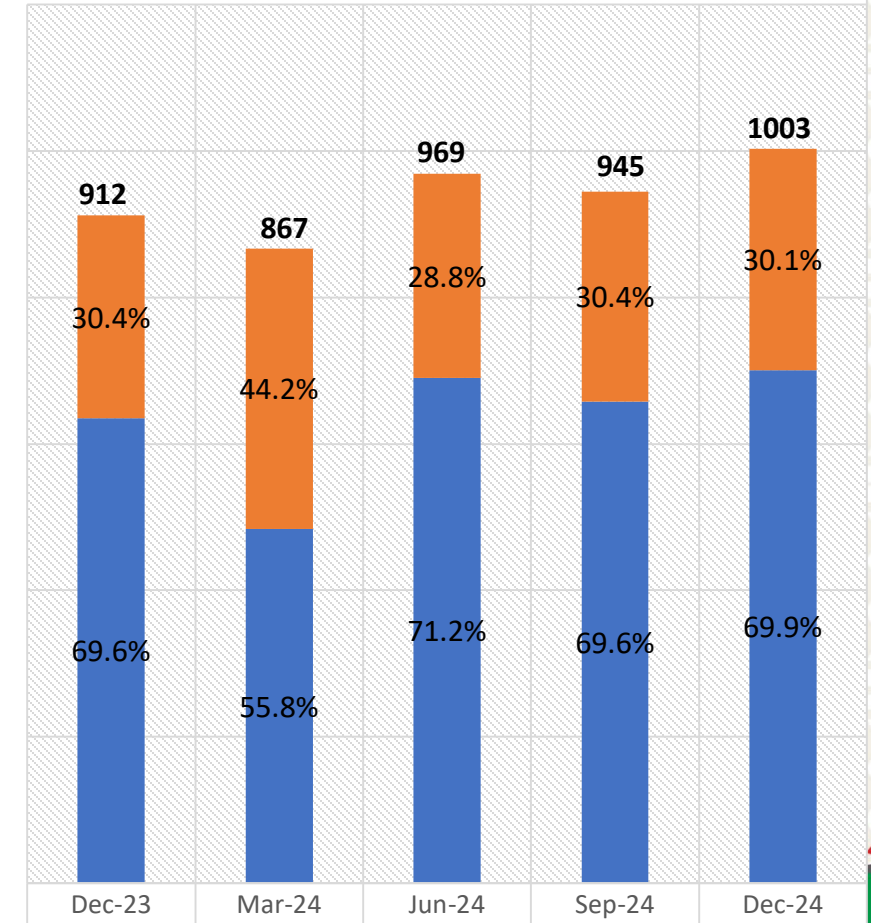


**J&K Bank**  
Serving To Empower

YOUR BANK  
SINCE 1938



Other Interest Expenses  
Interest on Deposits



Other Operating Expenses  
Staff Expenses

# Key Ratios and Performance Indicators



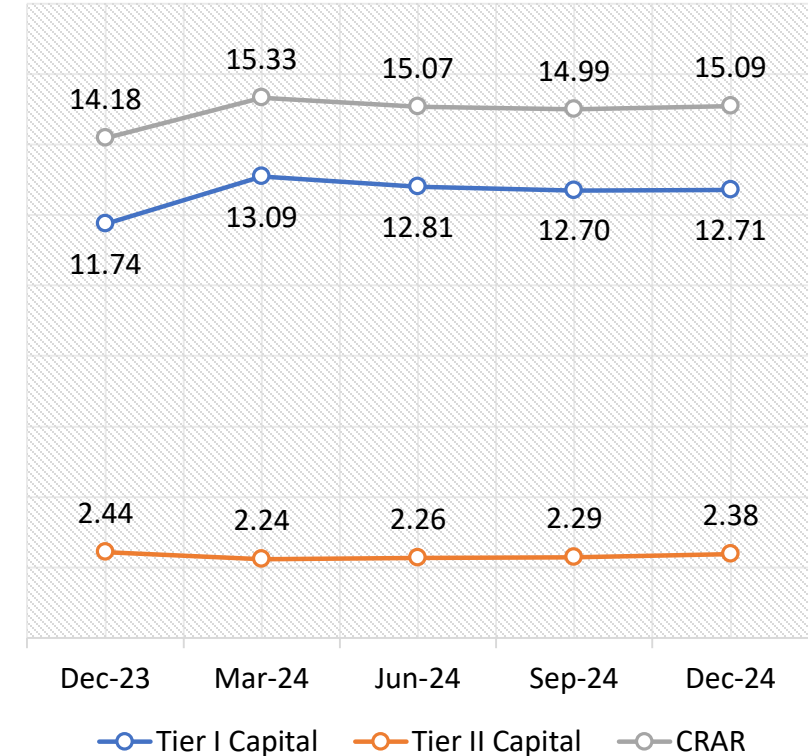
Particulars	Q3 FY 2024	Q2 FY 2025	Q3 FY 2025	9 months FY 2024	9 months FY 2025
<b>Profitability</b>					
Net Interest Margin (%) - Annualized	3.83	3.90	4.04	3.97	3.93
Operating Profit (₹ crore)	550.54	786.99	748.11	1,613.06	2,129.77
Profit after Tax (₹ crore)	421.08	550.92	531.51	1,128.60	1,497.92
Cost to Income Ratio (%)	62.36	54.56	57.28	64.14	57.80
Return on Assets (%) – Annualized	1.15	1.41	1.34	1.06	1.28
<b>Capital Adequacy</b>					
Tier I Capital (%)	11.74	12.70	12.71	11.74	12.71
CET 1(%)	10.63	11.66	11.67	10.63	11.67
CRAR (%)	14.18	14.99	15.09	14.18	15.09
<b>Asset Quality</b>					
Gross NPA (%)	4.84	3.95	4.08	4.84	4.08
Net NPA (%)	0.83	0.85	0.94	0.83	0.94
Provision Coverage Ratio (%)	91.61	90.54	89.67	91.61	89.67
<b>Return Ratios</b>					
Yield on Advances (%) – Annualized	9.78	9.57	9.75	9.54	9.61
Cost of Funds (%)	4.95	4.91	4.87	4.65	4.86
Cost of Deposits (%)	4.82	4.80	4.76	4.51	4.74

All figures, other than percentage, in ₹ crore

# Capital Adequacy Ratios

Particulars	Dec 31, 2023	Sep 30, 2024	Dec 31, 2024
<b>Risk Weighted Assets</b>			
Credit Risk	80,159	86,458	85,733
Market Risk	1,165	113	88
Operational Risk	8,896	9,937	9,937
<b>Total Risk Weighted Average</b>	<b>90,220</b>	<b>96,508</b>	<b>95,758</b>
Tier I Capital Funds	10,589	12,257	12,170
Tier II Capital Funds	2,200	2,208	2,282
<b>Total Capital Funds</b>	<b>12,789</b>	<b>14,465</b>	<b>14,453</b>
Tier I Capital	11.74%	12.70%	12.71%
CET – I	10.63%	11.66%	11.67%
Tier II Capital	2.44%	2.29%	2.38%
<b>CRAR</b>	<b>14.18%</b>	<b>14.99%</b>	<b>15.09%</b>

## Capital Adequacy Ratio



All figures, other than percentage, in ₹ crore

# Asset Quality | Categories of Advances



YOUR BANK  
SINCE 1938

Category	December 31, 2023		December 31, 2024	
	Amount	% of Gross Advances	Amount	% of Gross Advances
Standard	89,012	95.16	95,092	95.92
Sub-Standard	498	0.53	503	0.51
Doubtful	3,160	3.38	2,659	2.68
Loss	868	0.93	879	0.89
<b>Gross Advances</b>	<b>93,538</b>	<b>100.00</b>	<b>99,133</b>	<b>100.00</b>
<b><i>Special Mention Accounts</i></b>	<b>Amount</b>	<b>% of Standard Advances</b>	<b>Amount</b>	<b>% of Standard Advances</b>
SMA 0	17,319	19.46	12,499	13.14
SMA 1	3,614	4.06	4,065	4.27
SMA 2	2,252	2.53	3,093	3.25
<b>Total SMA</b>	<b>23,185</b>	<b>26.05</b>	<b>19,656</b>	<b>20.67</b>

All figures, other than percentage, in ₹ crore

# Asset Quality | Movement of Gross NPAs



Particulars	Q3 FY 2024	Q2 FY 2025	Q3 FY 2025	9 Months FY 2024	9 Months FY 2025
Opening Balance	4,827	3,858	3,916	5,204	3,956
Additions during the period	278	256	322	787	751
Upgradations during the period	275	93	88	733	275
Write off (including TWO)	3	3	1	9	14
Compromise/Settlements	34	12	6	51	57
Recoveries	266	89	103	672	319
<b>Gross NPA</b>	<b>4,526</b>	<b>3,916</b>	<b>4,041</b>	<b>4,526</b>	<b>4,041</b>
Less Provisioning	3,785	3,103	3,143	3,785	3,143
<b>Net NPA</b>	<b>741</b>	<b>813</b>	<b>898</b>	<b>741</b>	<b>898</b>

All figures in ₹ crore

# Sector-Wise Credit Deployment and NPA (As of December 31, 2024)



Sector	Gross Advances	Exposure (%)	Gross NPA	GNPA (%)
Personal Finance	39,733.57	40.08%	335.24	0.84%
Trade	11,335.48	11.43%	815.52	7.19%
Financial Markets	10,005.37	10.09%	625.23	6.25%
Agriculture	9,423.16	9.51%	424.02	4.50%
Services	9,588.83	9.67%	782.99	8.17%
Manufacturing	7,024.21	7.09%	666.68	9.49%
Infrastructure	8,329.31	8.40%	207.42	2.49%
Against Cash Collaterals	1,567.06	1.58%	0.76	0.05%
Real Estate	1,255.67	1.27%	172.95	13.77%
Others	870.69	0.88%	10.24	1.18%
<b>Total</b>	<b>99,133.35</b>	<b>100%</b>	<b>4,041.04</b>	<b>4.08%</b>

All figures, other than percentage, in ₹ crore



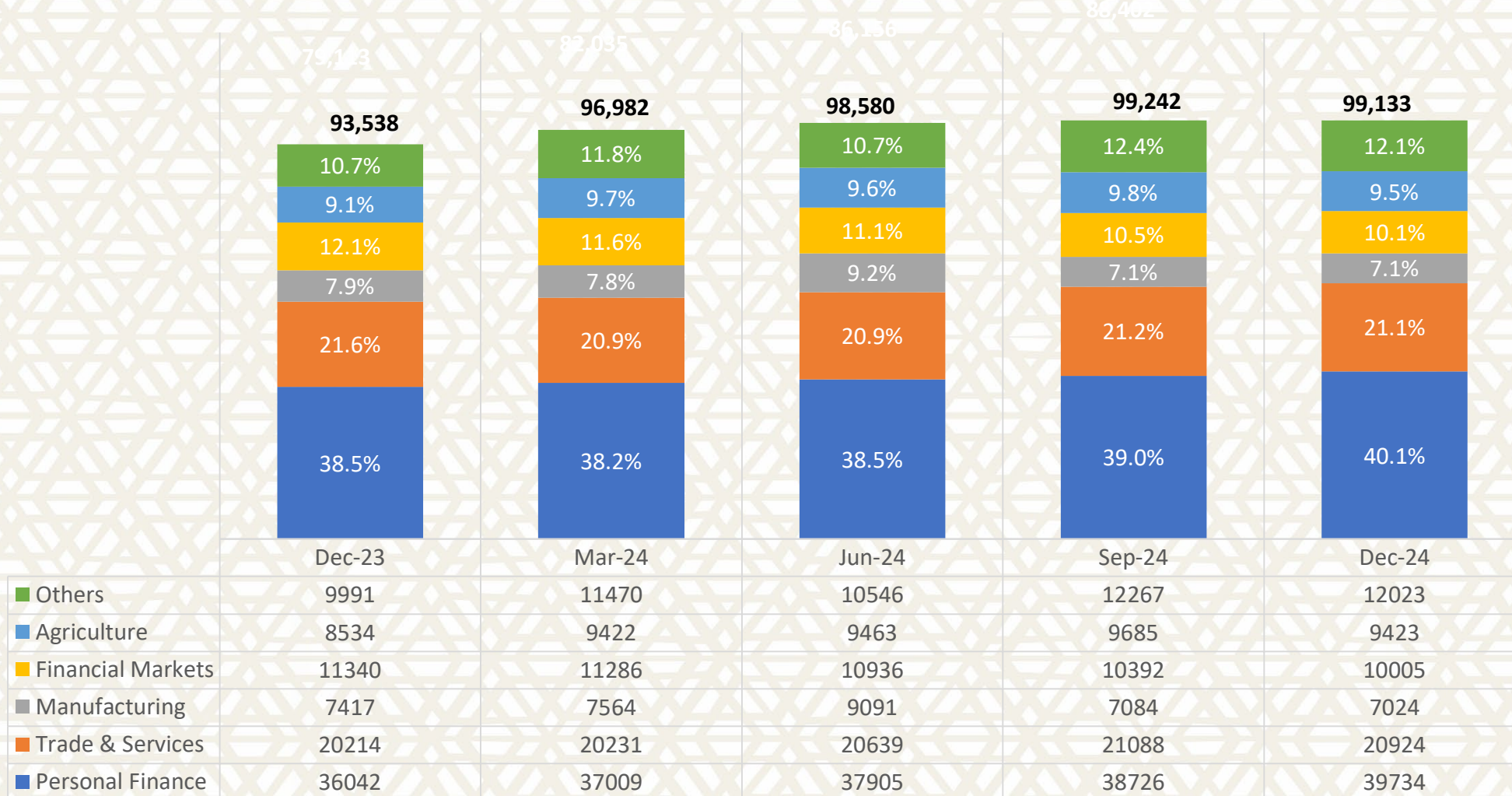
# Gross Advances Mix Trend



**J&K Bank**  
Serving To Empower

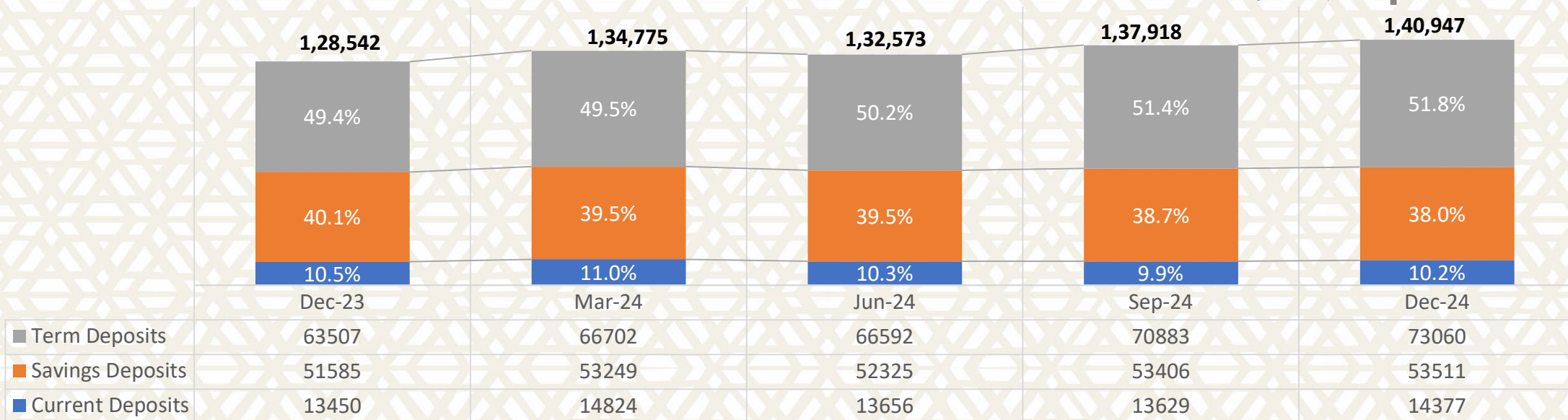
YOUR BANK  
SINCE **1938**

■ Personal Finance ■ Trade & Services ■ Manufacturing ■ Financial Markets ■ Agriculture ■ Others

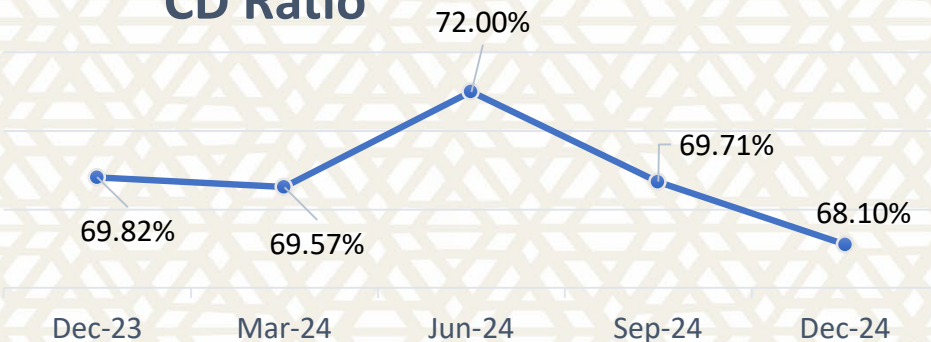


All figures, other than percentage, in ₹ crore

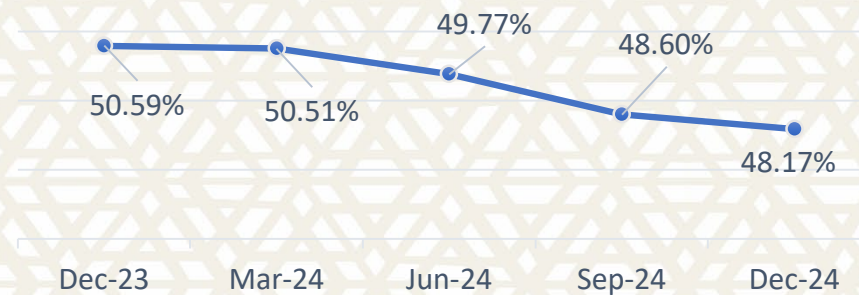
# Consistently growing deposit base with best-in-class low-cost retail CASA



## CD Ratio



## CASA Ratio



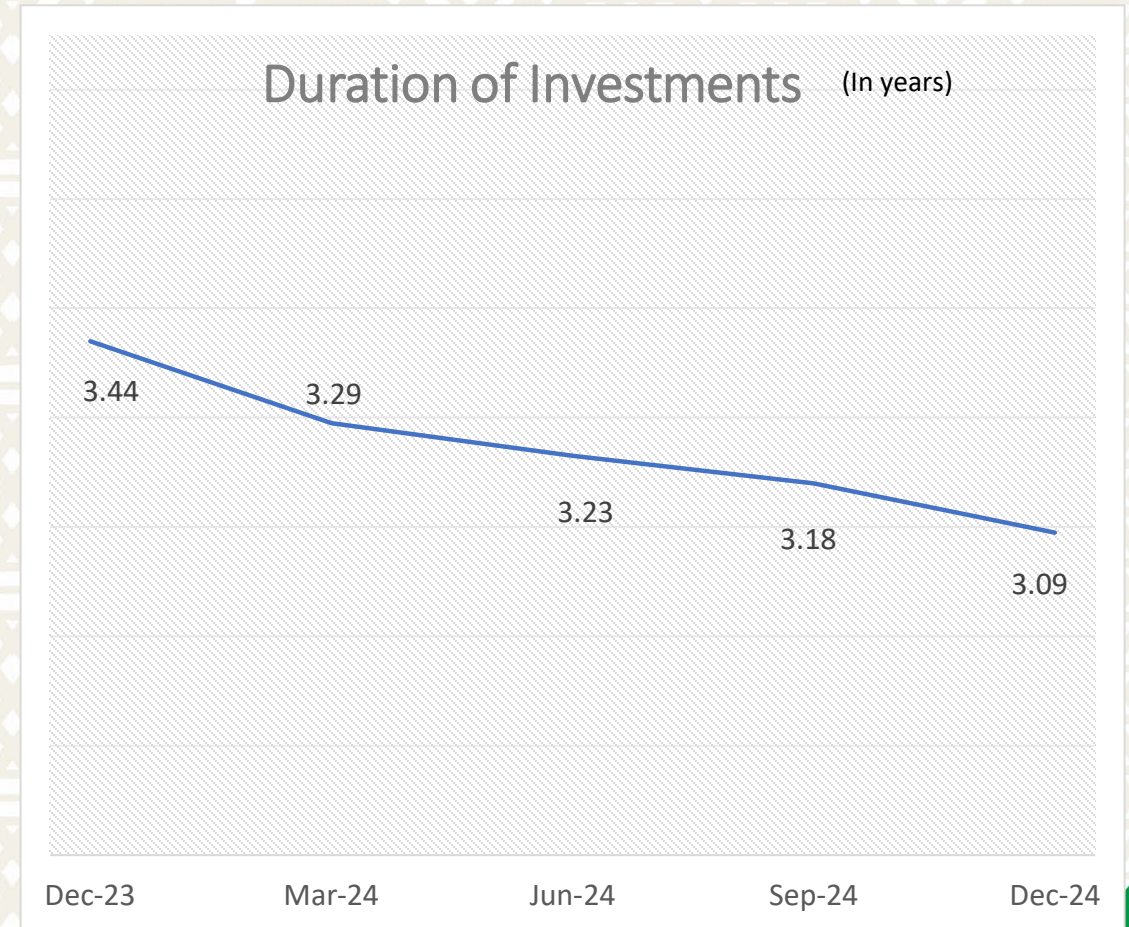
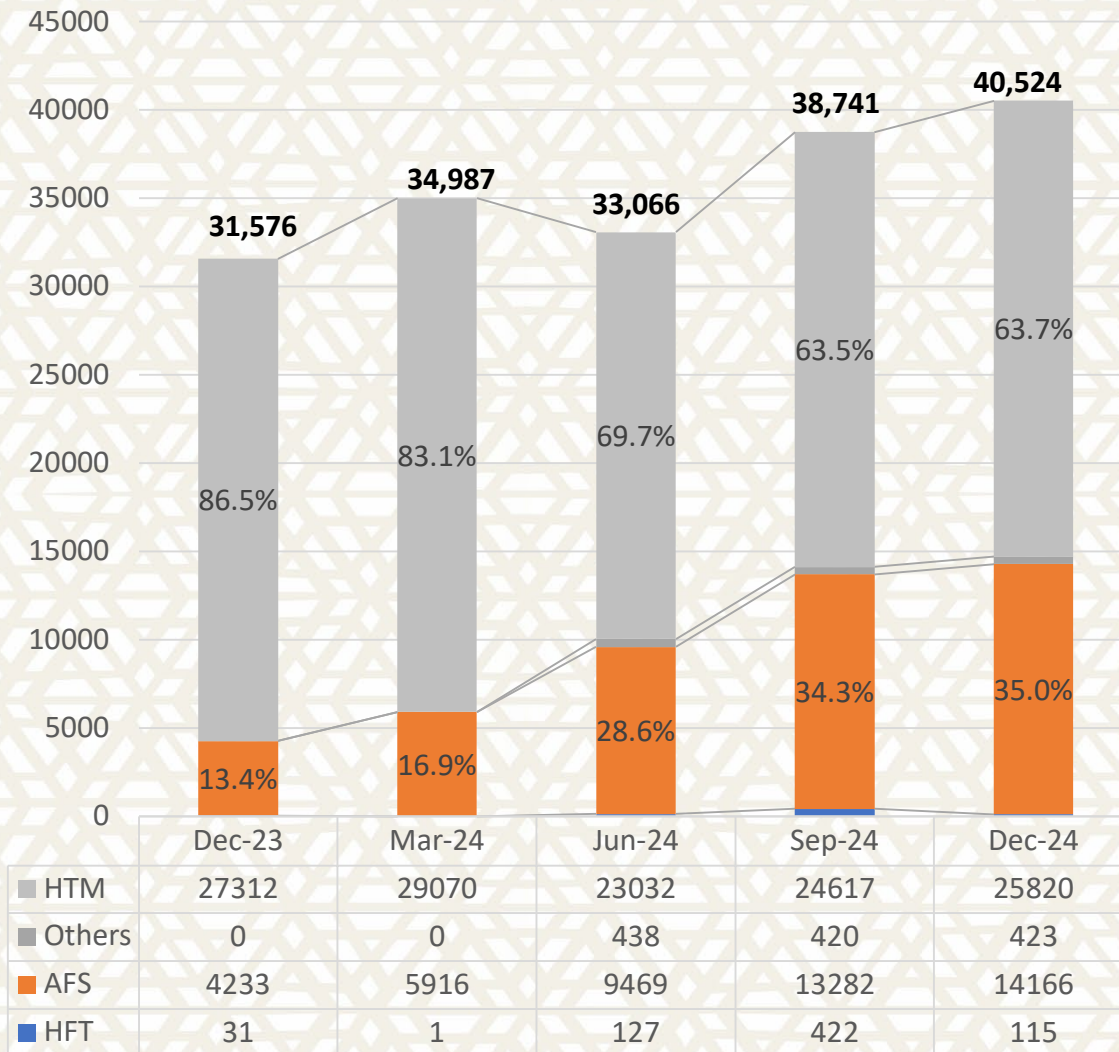
All figures, other than percentage, in ₹ crore

# Investments Profile



**J&K Bank**  
Serving To Empower

YOUR BANK  
SINCE **1938**



# Asset Quality | External Rating of Corporate Advances (As on December 31, 2024)



Rating	No. of Borrowers	Outstanding Amount	Percentage (%)
AAA	24	14,556	59.71
AA	15	2,844	11.66
A	14	1968	8.07
BBB	20	1472	6.04
BB & Below	165	2747	11.27
Unrated Borrowers (Due to be rated)	48	793	3.25
<b>Total Eligible for Rating</b>	<b>286</b>	<b>24,379</b>	<b>100.00</b>

All figures, other than percentage, in ₹ crore

# Asset Quality | Restructuring of Advances (as on December 31, 2024)



Sector	Standard		NPA		Total	
	BOS	Provisions	BOS	Provisions	BOS	Provisions
Services	194.88	10.70	188.22	148.36	383.10	159.06
Infrastructure	8.00	0.76	48.26	35.56	56.25	36.32
Manufacturing	206.33	12.81	264.93	208.37	471.26	221.19
Trade	39.94	3.70	239.82	219.48	279.75	223.18
Real Estate	59.65	3.85	156.47	156.47	216.12	160.33
Agriculture	63.58	6.08	114.76	101.93	178.34	108.01
Personal Finance	52.49	5.02	17.49	9.13	69.97	14.16
Others	0.05	0.00	1.91	1.91	1.96	1.91
<b>Total</b>	<b>624.91</b>	<b>42.94</b>	<b>1031.85</b>	<b>881.22</b>	<b>1656.77</b>	<b>924.15</b>

All figures in ₹ crore

# Awards and Accolades



Best MSME Bank at MSME Banking Excellence Awards (2023)



Second best award for promoting Government Schemes under 'Private Bank' category at MSME Banking Excellence Awards (2023)



SKOCH Gold Award for Corporate Governance at 100<sup>th</sup> SKOCH Summit



Award from HUDCO for outstanding contribution towards housing sector under PM Awas Yojana



Outstanding Performance Award for agriculture financing at the 15<sup>th</sup> Agriculture Leadership Conclave



Platinum Award under the category of Process innovation at Infosys Finacle Innovation Awards - 2024



First Scheduled Commercial Bank in the country to attain the esteemed Payment Card Industry Data Security Standard (PCIDSS) Version 4 certification



Best Performance on Profitability award in the category of Private Sector Bank (Mid Size) at the 2<sup>nd</sup> ICC Emerging Asia Banking Conclave & Awards 2024

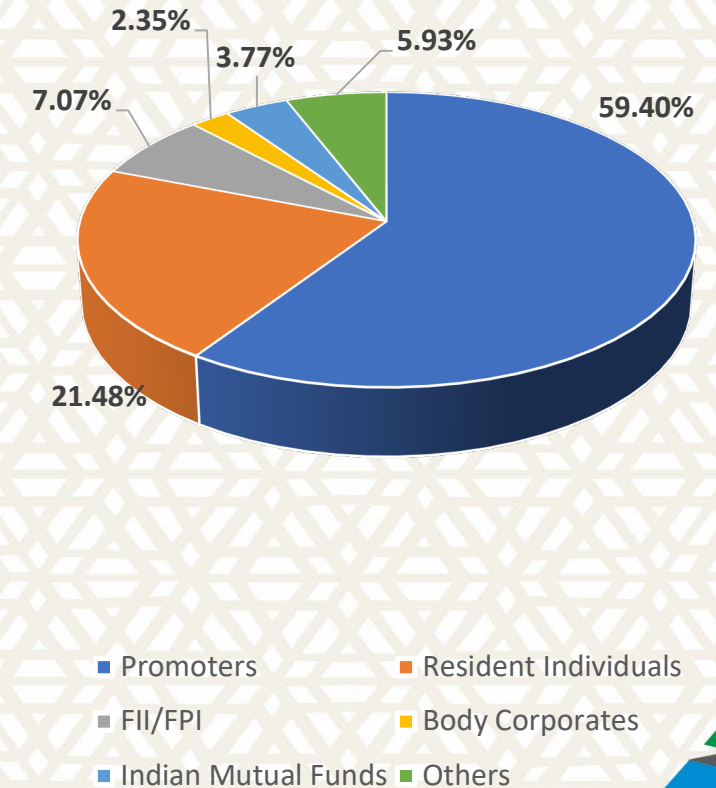


Award of Excellence for enrolling the maximum number of APY beneficiaries under the 'Mission Upgrade' campaign of PFRDA for FY 2024

# Shareholding Information

Particulars	No. of Shares held as on Dec 31, 2024	% to Capital	No. of Shares held as on Dec 31, 2023	% to Capital	Change YoY
Promoters – Governments of UTs of J&K and Ladakh	65,40,98,280	59.40	65,40,98,280	59.40	-
Resident Individuals	23,65,76,955	21.48	24,36,04,004	22.12	(64 bps)
FII/ FPI	7,78,20,615	7.07	6,39,63,221	5.81	126 bps
Indian Mutual Funds	4,14,62,407	3.77	5,52,86,219	5.02	(125 bps)
Indian Financial Institutions	3,18,16,372	2.89	2,79,74,690	2.54	35 bps
Body Corporates	2,58,88,308	2.35	2,78,58,261	2.53	(18 bps)
Non-Resident Indians	2,03,37,537	1.85	2,02,58,927	1.84	1 bps
Others (AIF / IEPF / Trusts)	1,31,75,452	1.20	78,02,208	0.71	49 bps
Clearing Members	6,537	0.00	3,36,653	0.03	(3 bps)
<b>Total</b>	<b>110,11,82,463</b>	<b>100%</b>	<b>110,11,82,463</b>	<b>100%</b>	<b>-</b>

Shareholding Pattern as on Dec 31, 2024



# Thank You