



Date: - August 13, 2024

**Listing Department/ Department of Corporate Relations,
The Bombay Stock Exchange Limited,
Phiroze Jeejeebhoy Towers, Dalal Street,
Mumbai, Fax- 022-22722037/39/41/61/3121/22723719
Scrip Code: 532524**

**Listing Department
The National Stock Exchange of India Limited,
Exchange Plaza, C-1, Block G,
Bandra- Kurla Complex, Bandra (East),
Mumbai- 51, Fax- 022-26598237/38- 022-26598347/48
Company Code: PTC**

Sub: Investor Presentation for Q1FY25

Dear Sir/ Madam,

Please find enclosed the Investor Presentation of PTC India Limited for the financial results declared for the quarter ended on June 30, 2024.

You are requested to kindly take the same in record.

Thanking you,

For PTC India Limited

**Rajiv Maheshwari
(Company Secretary)
FCS- 4998**

Enclosures: as above

PTC India Limited

(Formerly known as Power Trading Corporation of India Limited)

CIN : L40105DL1999PLC099328

2nd Floor, NBCC Tower, 15 Bhikaji Cama Place New Delhi - 110 066 Tel: 011- 41659500.41595100, 46484200, Fax: 011-41659144

E-mail: info@ptcindia.com Website: www.ptcindia.com,



PTC India Limited

Investor Presentation

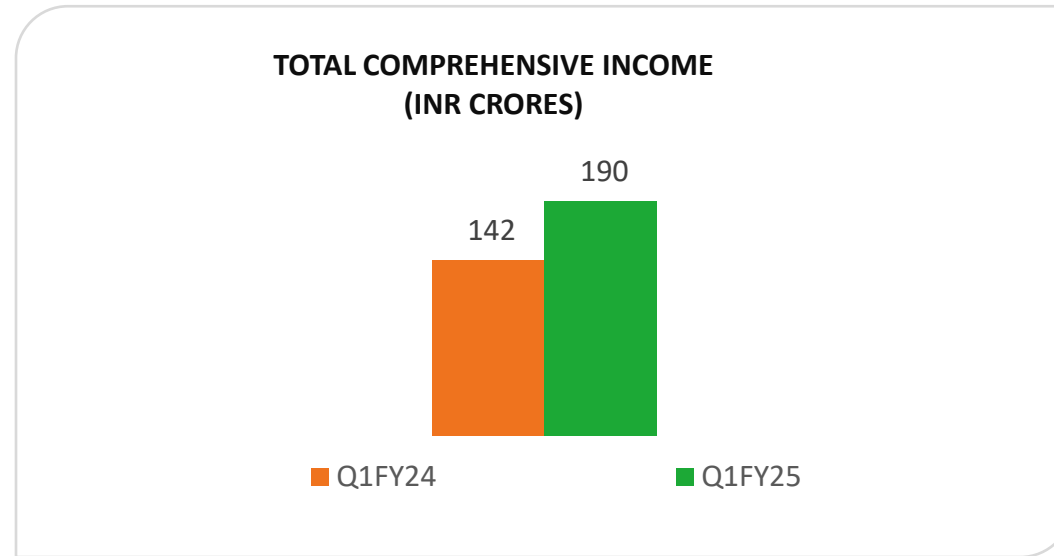
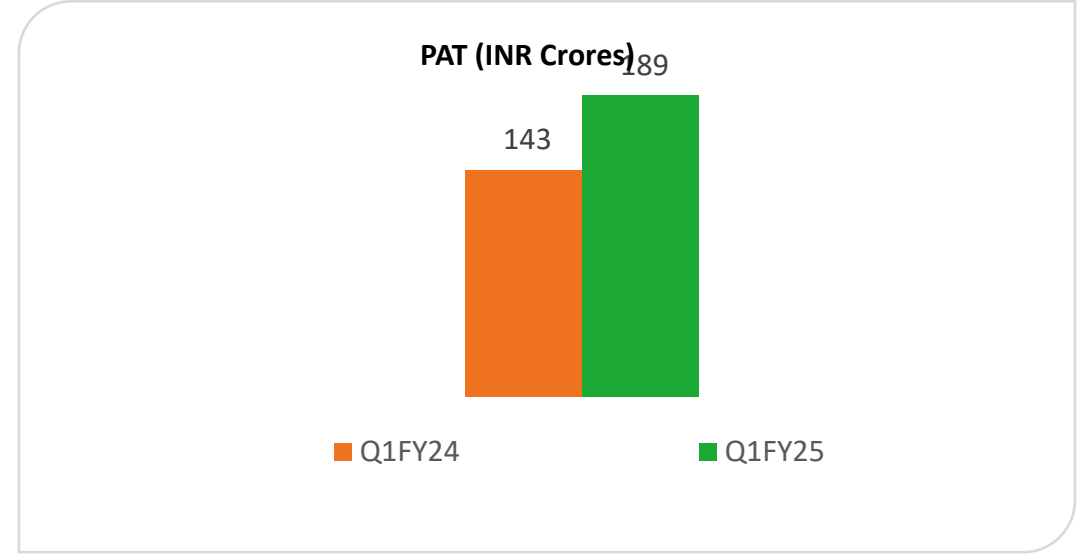
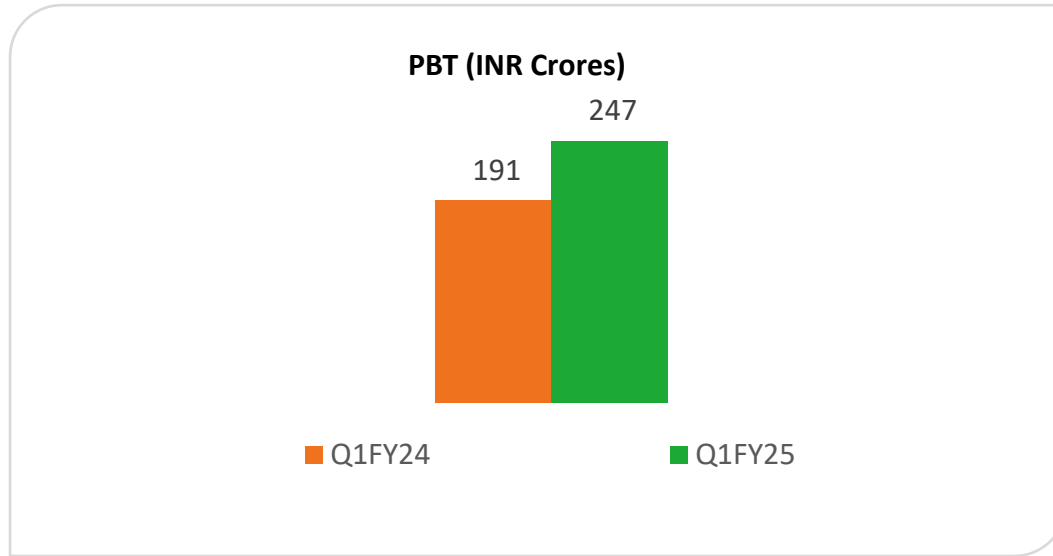
Q1FY25

Financial Overview

Q1 FY25 (Consolidated)



Amount in ₹ Crores

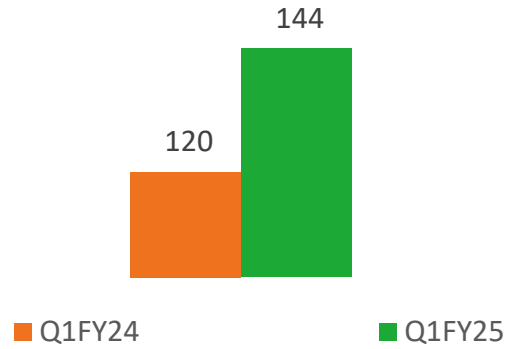


Financial Overview Q1 FY25 (Standalone)

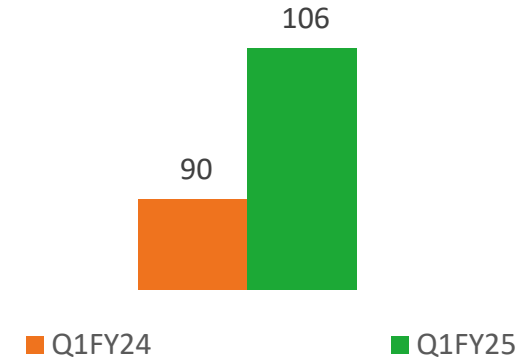


Amount in ₹ Crores

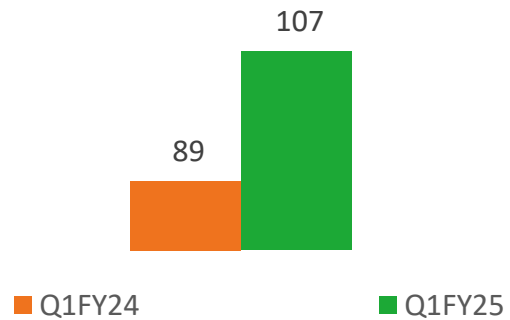
PBT (INR Crores)



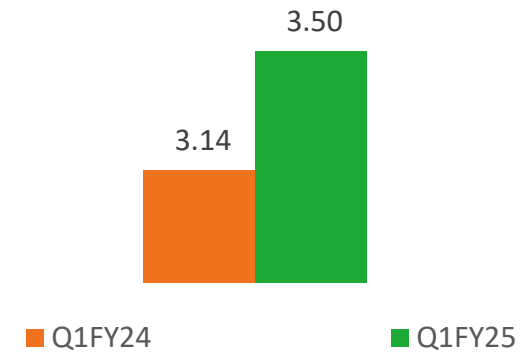
PAT (INR CRORES)



TOTAL COMPREHENSIVE INCOME (INR CRORES)

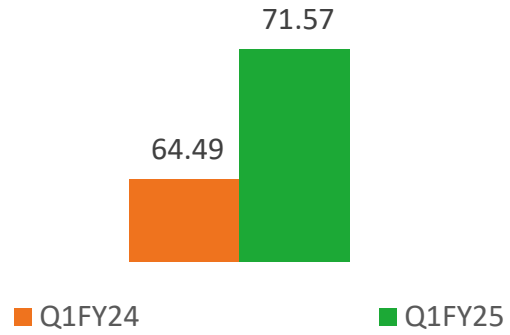


CORE MARGIN (PAISA / UNIT)

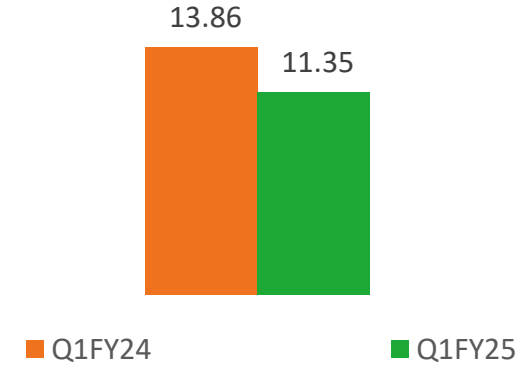


Amount in ₹ Crores

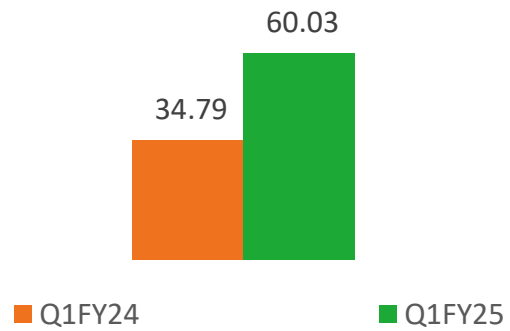
Core Operating Margin



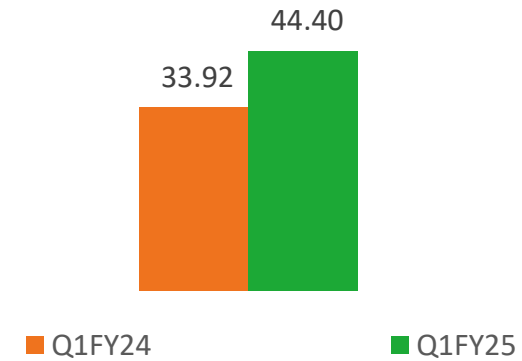
Gross Consulting Revenue

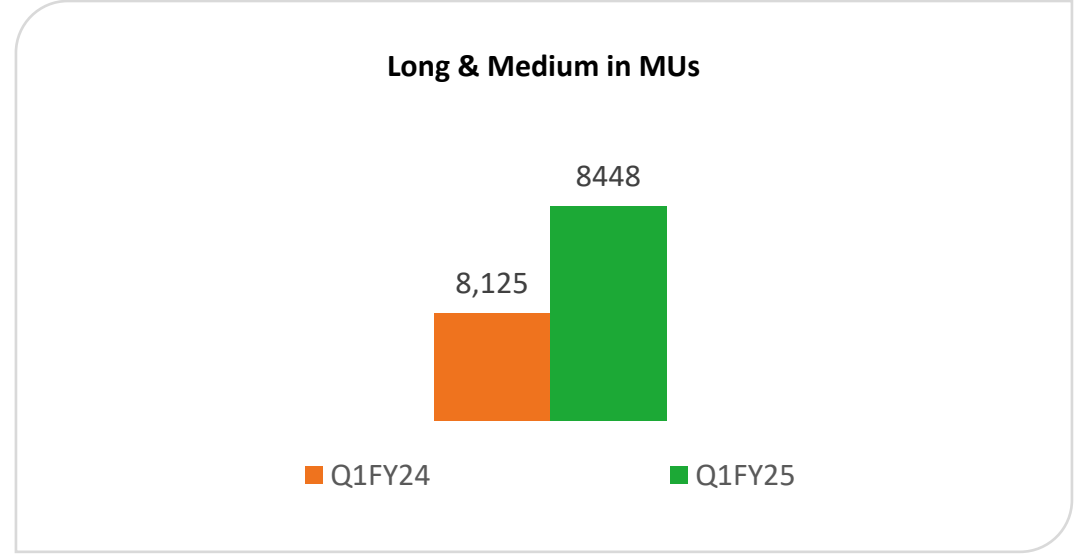
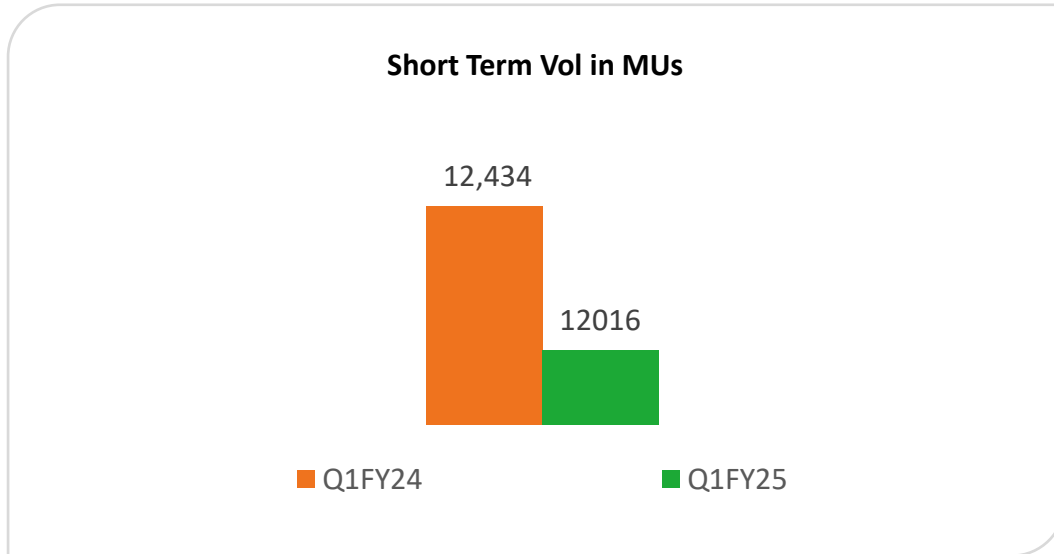
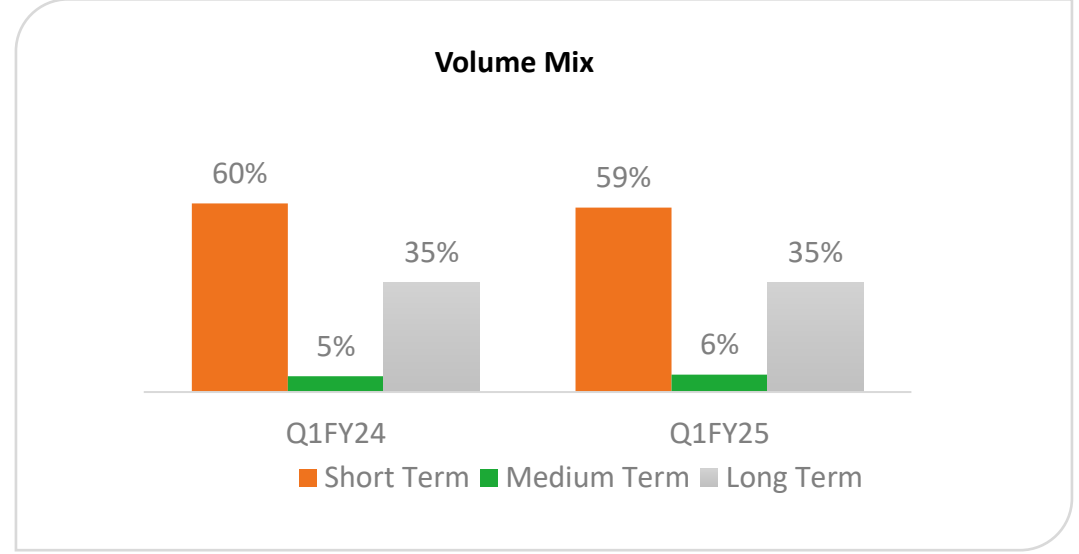
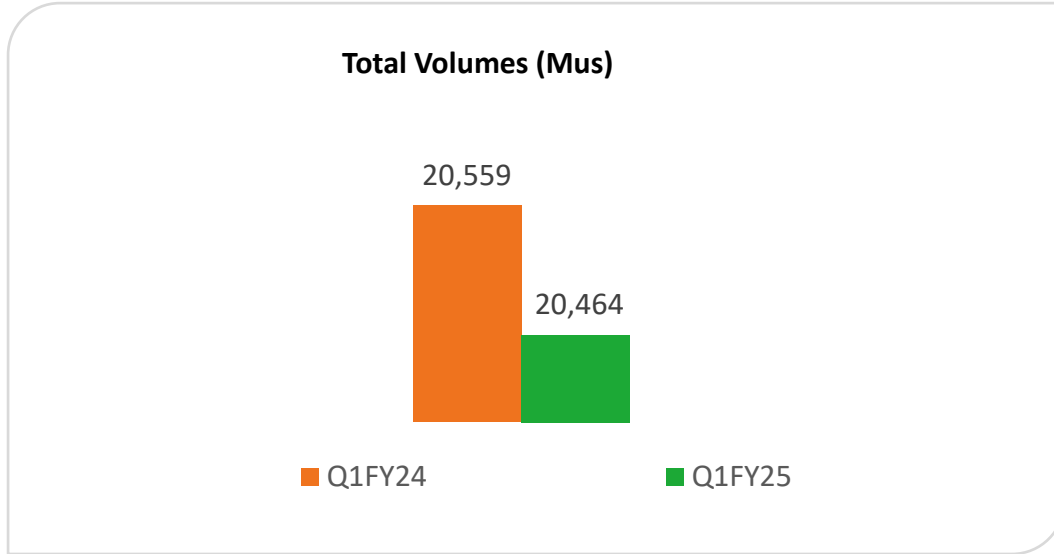


Net Surcharge



Net Rebate





Financial Overview

P&L (Standalone & Consolidated)



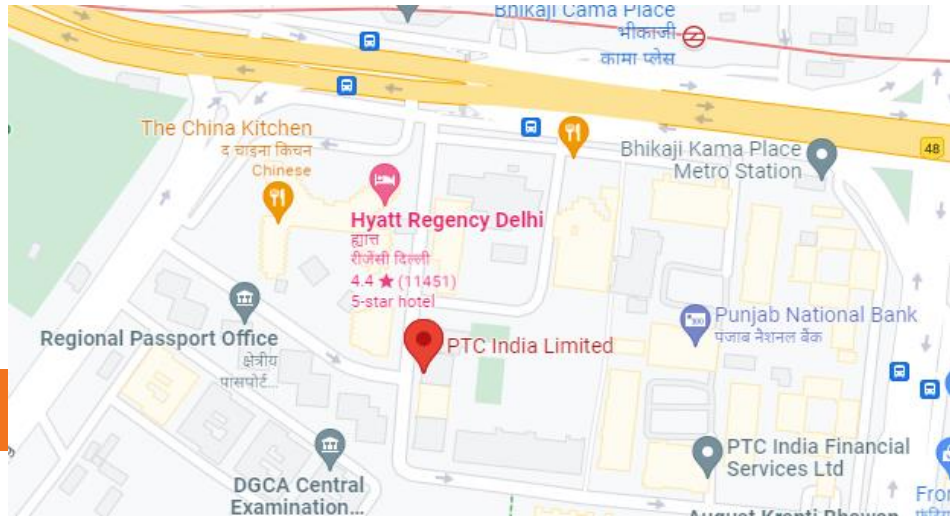
(Figures in Rs Lakh)

Particulars	Q1 FY25	Q4 FY24	Q1 FY24	FY24 2023-24
Revenue from operations				
Revenue from operations	4,38,313	3,21,624	4,51,043	15,72,982
Other operating revenue	1,42,27	11,574	5,922	27,697
Total revenue from operation	4,52,540	3,33,198	4,56,965	16,00,679
Other Income	266	299	1,045	7,230
Total Income	4,52,806	3,33,497	4,58,010	16,07,909
Expenses				
Purchases	4,26,716	3,13,286	4,41,202	15,35,238
Operating expenses	7,336	799	1,254	4,577
Employee benefit expenses	1,687	1,557	1,787	6,759
Finance costs	1,539	778	167	1,276
Depreciation and amortization expenses	69	107	81	353
Other expenses	1,093	3,638	1,509	9,259
Total expenses	4,38,440	3,20,165	4,46,000	15,57,462
Profit before exceptional items and tax	14,366	13,332	12,010	50,447
Exceptional items	-	(2,048)	-	(2,048)
Profit Before Tax	14,366	11,284	12,010	48,399
Tax expenses				
Current tax (including deferred tax)	3,735	2,994	3,027	11,501
Net Profit for the period	10,631	8,290	8,983	36,898
Total other comprehensive income, net of tax	57	(5,450)	(47)	(12,242)
Total comprehensive income for the period	10,688	2,840	8,936	24,656

(Figures in Rs Lakh)

Particulars	Q1 FY25	Q4 FY24	Q1 FY24	FY23-24
Revenue from operations				
Revenue from operations	4,51,673	3,37,174	4,69,097	16,43,937
Other operating revenue	16,886	13,565	6,731	32,385
Total revenue from operation	4,68,559	3,50,739	4,75,828	16,76,322
Other Income	223	263	1,281	4,214
Total Income	4,68,782	3,51,002	4,77,109	16,80,536
Expenses				
Purchases	4,26,716	3,13,286	4,41,202	15,35,238
Impairment of financial instrument	477	5,260	2,378	8,757
Operating expenses	7,336	799	1,254	4,577
Employee benefit expenses	2,192	2,071	2,304	8,800
Finance costs	10,224	10,036	11,001	42,355
Depreciation and amortization expenses	227	268	234	1,001
Other expenses	1,442	4,195	2,020	12,719
Total expenses	4,48,614	3,35,915	4,60,393	16,13,447
Profit Before Exceptional Items and Tax	20,168	15,087	16,716	67,089
Exceptional Items Income / (Expenses)	-	(2,048)	-	(2,048)
Profit Before Share of Profit/(Loss) of Associates and Tax	20,168	13,039	16,716	65,041
Share of Profit / (Loss) of Associates	137	114	56	338
Profit Before Tax	20,305	13,153	16,772	65,379
Tax expenses				
Current tax (including deferred tax)	5,229	3,536	4,274	17,024
Net Profit for the period from Continuing Operations	15,076	9,617	12,498	48,355
Profit / (Loss) from Discontinued Operations	3,868	(506)	1,772	4,961
Profit / (Loss) for the period	18,944	9,111	14,270	53,316
Total other comprehensive income, net of tax	43	(5,454)	(67)	(12,330)
Total comprehensive income for the period	18,987	3,657	14,203	40,986

Thank You



PTC India Limited
2nd Floor, NBCC Tower,
15 Bhikaji Cama Place, New Delhi – 110066

Anand Kumar / Varun Sethi
Email: anandkumar@ptcindia.com / varun@ptcindia.com
Tel. No. – +91-11-41659500, 41595100, 46484200
Fax No. – 91-11-41659144,41659145

