



TECHNOPACK[®]

TECHNOPACK POLYMERS LIMITED

(Formerly known as: TECHNOPACK POLYMERS PRIVATE LIMITED)

CIN: U25209GJ2018PLC103581

Regd. Office & Factory:

M/S. Gokul Industries, Rafaleshvar Ind.

Estate, Nr.Rafaleshvar Rlw. Track, Morbi,
Jambudiya, Rajkot, Gujarat, India,363642.

✉ info@technopackltd.com

☎ +91-9099070066

🌐 www.technopackltd.com

GST NO: 24AAGCT8848J1ZS

PAN: AAGCT8848J

TAN: RKTT01850C

Ref. No.: TPL/Sec./2024-25/Q-2/016

Date: 11th November, 2024

To,
The Secretary,
Department of Corporate Services,
BSE Limited
PhirozeJeejeebhoy Towers, Dalal Street,
Mumbai- 400001, MH

BSE Code: 543656

Dear Sir/Madam

Subject: Outcome of Board Meeting U/r 30 of SEBI (Listing Obligations and Disclosure Requirements) Regulations, 2015

This is to bring to your kind notice that a meeting of the Board of Directors was held today i.e . Monday, 11th November, 2024 as required under Regulation 30 (Schedule III Part A(4) of SEBI (Listing Obligations and Disclosure Requirements) Regulations, 2015.

Pursuant to Regulation 30 and 33 of the SEBI [Listing obligations and Disclosure Requirements) Regulations 2015, as amended from time to time, please note that the Board of Directors of the company in its meeting held today has considered and approved the following:

1. The Unaudited Financial Results of the Company for the half year ended on September 30, 2024.

The meeting of Board of Directors commenced at 0 1.00 P.M. and closed at around **3:00** P.M.

Kindly take note of the same and update record of the Company accordingly.

Thanking you

Yours truly,

For, TECHNOPACK POLYMERS LIMITED

Kalpeshkumar Ishwarlal Pandya
Director and CFO
DIN: 08196642



INDEPENDENT AUDITOR'S REPORT

On Half Yearly and Year-to-Date Financial Results of The Company
[Pursuant to the Regulation 33 of the SEBI (LODR) Regulations, 2015, as amended]

Date: 11th Nov 2024

To,
Board of Directors,
Technopack Polymers Limited,
(Previously known as Technopack Polymers Private Limited)
Rafaleshwar, Morbi.

We have audited the standalone financial results of Technopack Polymers Limited (previously known as "Technopack Polymers Private Limited) for the half year ended 30th September 2024 and the year-to-date results for the period 1st April 2024 to 30th September 2024 attached herewith, being submitted by the company pursuant to the requirement of Regulation 33 of the SEBI (Listing Obligations and Disclosure Requirements) Regulations, 2015, as amended.

These half yearly financial results as well as the year-to-date financial results have been prepared based on the interim financial statements, which are the responsibility of the company's management.

Our responsibility is to express an opinion on these financial results based on our audit of such interim financial statements, which have been prepared in accordance with the recognition and measurement principles laid down in Accounting Standard for Interim Financial Reporting (AS 25 / Ind AS 34), prescribed under Section 133 of the Companies Act, 2013 read with relevant rules issued there under; or by the Institute of Chartered Accountants of India, as applicable and other accounting principles generally accepted in India.

We conducted our audit in accordance with the auditing standards generally accepted in India. Those standards require that we plan and perform the audit to obtain reasonable assurance about whether the financial results are free from material misstatement(s). An audit includes examining, on a test basis, evidence supporting the amounts disclosed as financial results. An audit also includes assessing the accounting principles used and significant estimates made by management. We believe that our audit provides a reasonable basis for our opinion.

Opinion

In our opinion and to the best of our information and according to the explanations given to us these half yearly financial results as well as the year-to-date results:

- i. are presented in accordance with the requirements of Regulation 33 of the SEBI (Listing Obligations and Disclosure Requirements) Regulations, 2015 (as amended) in this regard; and
- ii. give a true and fair view of the net profit and other financial information for the half year ended 31st March 2024 as well as the year-to-date results for the period from 1st April 2024 to 30th September 2024.
- iii. As stated in accompanying standalone financial statements and based on our examination which included test checks, except for instance mentioned below, the company, in respect of financial year commencing on 1st April 2024, has used an accounting software for maintaining its books of account which has a feature of recording audit trail (edit log) facility and the same has been operated throughout the year for all relevant transactions recorded in the software. Further, during the course of our audit we did not come across any instance of audit trail feature being tampered with, other than the consequential impact of the exception given below:

Nature of exception noted	Details of Exception
Instances of accounting software maintained by a third party where we are unable to comment on the audit trail feature	The accounting software PROFIT Nx used for maintenance of books of accounts of the company is operated by a third-party software provider. In the absence of any information on existence of audit trail (edit logs) for any direct changes made at the database level. We are unable to comment on whether audit trail feature with respect to the database of the said software was enabled and operated throughout the year.


As proviso to Rule 3(1) of the companies (Accounts) Rules, 2014 is applicable from April 1st, 2023, reporting under rule 11(g) of the Companies (Audit and Auditors) Rules, 2014 on preservation of audit trail as per Statutory record retention requirements for the half fiscal year ending September 30, 2024 do not apply.



For, KARIA & ASSOCIATES
Chartered Accountants
(FRN: 136752W)

Brijesh
CA BRIJESH KARIA
Proprietor
M. No. 149107

UDIN: **24149107BKCLYK7928**
Place of signature: Morbi
Date: 11th Nov 2024



TECHNOPACK®

TECHNOPACK POLYMERS LIMITED
(Formerly known as: TECHNOPACK POLYMERS PRIVATE LIMITED)

CIN: U25209GJ2018PLC103581

Regd. Office & Factory:
M/S. Gokul Industries, Rafaleshvar Ind.
Estate, Nr.Rafaleshvar Rlw. Track, Morbi,
Jambudiya, Rajkot, Gujarat, India,363642.

✉ info@technopackltd.com

☎ +91-9099070066

🌐 www.technopackltd.com

GST NO: 24AAGCT8848J1ZS

PAN: AAGCT8848J


TAN: RKTT01850C

Unaudited Standalone Statement of Assets and Liabilities as at 30th September, 2024

(Rs. In Lacs)

Particulars	Year ended on	
	30.09.2024	31.03.2024
	Unaudited	Audited
A EQUITY AND LIABILITIES		
1 Shareholder's funds		
a Share Capital	540.00	540.00
b Reserves & Surplus	1366.68	1281.65
Sub-Total Shareholders' Funds	1906.68	1821.65
2 Share Application money pending allotment	0	0
3 Non Current Borrowings		
a Long Term Borrowings	487.37	495.20
b Deferred Tax Liabilities (Net)	0.00	0.00
c Other Long Term Liabilities	0.00	0.00
d Long Term Provisions	0.00	0.00
Sub-Total Non Current Liabilities	487.37	495.20
4 Current Liabilities		
a Short-Term Borrowings	40.76	244.48
b Trade Payables	0.00	0.00
(i) Total outstanding dues of MSMEs	3.10	4.67
(i) Total outstanding dues of creditors other than MSMEs	0.09	0.88
c Other Current Liabilities	5.79	0.00
d Short-Term Provisions	89.38	51.58
Sub-Total Current Liabilities	139.12	301.61
TOTAL EQUITY AND LIABILITIES	2533.17	2618.46
B ASSETS		
1 Non-Current Assets		
a Fixed Assets	940.12	850.97
b Work-in-Progress	0.00	0.00
c Non-Current Investments	35.00	285.52
d Deferred Tax Assets (Net)	18.11	16.17
e Long-term Loans and Advances	199.64	199.64
f Other Non Current Assets	0.34	8.20
Sub-Total Non Current Assets	1193.21	1360.50
2 Current Assets		
a Current Investments	0.00	0.00
b Inventories	1026.95	1079.61
c Trade Receivables	223.70	123.73
d Cash and cash equivalents	16.68	11.57
e Short Term loans and advances	0.00	0.60
f Other Current Assets	72.63	42.45
Sub-Total Current Assets	1339.96	1257.96
TOTAL ASSETS	2533.17	2618.46

For and on behalf of Board of Directors of,
Technopack Polymers Limited


Chetankumar I Pandya
Managing Director

Manufacturer of High Quality PET Preform and CCM Cap



TECHNOPACK[®]

TECHNOPACK POLYMERS LIMITED
(Formerly known as: TECHNOPACK POLYMERS PRIVATE LIMITED)
CIN: U25209GJ2018PLC103581

Regd. Office & Factory:
M/S. Gokul Industries, Rafaleshvar Ind.
Estate, Nr.Rafaleshvar Rlw. Track, Morbi,
Jambudiya, Rajkot, Gujarat, India,363642.

✉ info@technopackltd.com
☎ +91-9099070066
🌐 www.technopackltd.com

GST NO: 24AAGCT8848J1ZS

PAN: AAGCT8848J

TAN: RKTT01850C

Standalone Statement of Unaudited Financial Results for the half year ended on 30.09.2024

(Rs. In Lacs, Row 1 to 11)

Particulars	Half Year Ended On			Year ended on	
	30.09.2024	31.03.2024	30.09.2023	31.03.2024	31.03.2023
	Unaudited	Audited	Unaudited	Audited	Audited
1 Income From Operations					
a Net Sales/Income from Operations	927.96	556.88	719.46	1276.34	1151.59
b Other Operating Income	12.77	18.94	14.14	33.08	19.84
Total Income	940.73	575.82	733.60	1309.42	1171.43
2 Expenditure					
a Cost of Materials consumed	576.29	436.44	541.34	977.78	983.49
b Purchase of Stock-in-Trade	4.36	16.81	49.60	66.41	12.12
c Changes in Inventories of finished goods, work-in-progress and stock-in-trade	52.65	-167.23	-106.80	-274.03	-383.18
d Employee Benefit Expenses	19.04	20.72	18.62	39.34	30.36
e Finance Costs	34.46	30.17	26.91	57.08	19.43
f Depreciation and Amortisation Expenses	77.28	167.07	36.69	203.76	38.66
g Other Expenses	63.20	55.40	33.39	88.79	147.31
Total Expenditure	827.28	559.38	599.75	1159.13	848.19
3 Profit (+)/ Loss (-) before Exceptional Items (1-2)	113.45	16.44	133.85	150.29	323.24
4 Exceptional items	0.00	0.00	0.00	0.00	0.00
5 Profit (+)/ Loss (-) from Ordinary Activities before tax (3-4)	113.45	16.44	133.85	150.29	323.24
6 Tax expense					
a Income Tax Expenses	30.36	25.16	22.69	47.85	86.37
b MAT credit utilised	0.00	0.00	0.00	0.00	0.00
c Deferred tax expenses	-1.93	-22.13	11.78	-10.35	-0.12
d Deferred tax expenses for prior periods	0.00	0.00	0.00	0.00	0.00
7 Net Profit (+)/ Loss (-) from Ordinary Activities after tax (5-6)	85.02	13.41	99.38	112.79	236.99
8 Extraordinary Items (Net of Tax Expense)	0.00	0.00	0.00	0.00	0.00
9 Net Profit(+)/ Loss(-) for the period (7-8)	85.02	13.41	99.38	112.79	236.99
10 Paid-up equity share capital (Face value Rs 10)	540.00	540.00	540.00	540.00	540.00
11 Paid up Debt Capital	0.00	0.00	0.00	0.00	0.00
12 Reserves excluding Revaluation Reserves	0.00	0.00	0.00	0.00	0.00
13 Debenture Redemption Reserve	0.00	0.00	0.00	0.00	0.00
14 Basic Number of Equity Shares outstanding	5400000	5400000	5400000	5400000	5400000
15 Weighted Average Number of Equity Shares Outstanding	5400000	5400000	5400000	5400000	4390833
14 Earnings Per Share (EPS)	1.57	0.25	1.84	2.07	5.40

For and on behalf of Board of Directors of,
Technopack Polymers Limited

Chetankumar I Pandya
Managing Director



TECHNOPACK®

TECHNOPACK POLYMERS LIMITED
(Formerly known as: TECHNOPACK POLYMERS PRIVATE LIMITED)

CIN: U25209GJ2018PLC103581

Regd. Office & Factory:
M/S. Gokul Industries, Rafeleshvar Ind.
Estate, Nr. Rafeleshvar Rlw. Track, Morbi,
Jambudiyā, Rajkot, Gujarat, India, 363642.

info@technopackltd.com

+91-9099070066

www.technopackltd.com

GST NO: 24AAGCT8848J1ZS

PAN: AAGCT8848J

TAN: RKT01850C


Unaudited Standalone Cash Flow Statement for the half year ended 30th September, 2024

(Rs. In Lacs)

Particulars	Year ended on	
	30.09.2024	31.03.2024
	Unaudited	Audited
A Cash Flow from Operating Activities		
Net Profit before taxation	113.45	150.28
Adjustments for Non-Cash and Non-Operating Items		
Add Back : Non-Operating Expenses (i.e. Financing Activities Items)	34.46	38.38
Depreciation and Amortisation Expenses	77.28	203.76
Operating profit before working capital changes	225.19	392.42
Adjustments for :		
Increase / (Decrease) in Trade Payables	(2.36)	(8.35)
Increase / (Decrease) in Other Current Liabilities	5.79	(1.50)
Increase / (Decrease) in Short Term Provisions	37.80	(35.19)
(Increase) / Decrease in Inventories	52.66	(274.03)
(Increase) / Decrease in Trade Receivables	(99.97)	(12.93)
(Increase) / Decrease in Other Current Assets	(30.18)	12.96
Sub-Total movement in working capital	(36.26)	(319.04)
Cash Generated from Operations	188.93	73.38
Direct Taxes Paid (Net of refunds)	(30.36)	(47.85)
CASH FLOW FROM OPERATING ACTIVITIES	158.57	25.53
B Cash Flow from Investing Activities		
(Addition) / Repayment in Long Term Loans & Advances	0.00	0.00
(Addition) / Repayment in Short Term Loans & Advances	0.60	197.32
(Purchase)/ Sale of Capital Assets	(166.43)	(876.28)
(Purchase)/ Sale of Other Non-Current Investments	250.52	(262.26)
(Increase)/ Decrease in Other Non-Current Assets	7.86	0.02
Interest Income From Investments	0.00	18.70
CASH FLOW FROM INVESTING ACTIVITIES	92.55	(922.50)
C Cash Flow from Financing Activities		
Addition / (Repayment) in Long Term Borrowings	(7.83)	434.45
Addition / (Repayment) in Short Term Borrowings	(203.72)	74.17
Interest & Other Finance Expense on Borrowings	(34.46)	(57.07)
Proceeds from Issue of Equity Share Capital (Including Share Premium)	0.00	0.00
Expenses for Issue of Equity Share Capital	0.00	0.00
Bank Loan Interest Subsidy Received	0.00	0.00
Dividend Paid	0.00	0.00
CASH FLOW FROM FINANCING ACTIVITIES	(246.01)	451.55
NET INCREASE OR DECREASE IN CASH AND CASH EQUIVALENTS (A+B+C)	5.11	(445.42)
Cash and Cash Equivalent at the Beginning of the Year	11.57	456.99
Cash and Cash Equivalent at the End of the Year	16.68	11.57
Components of Cash and Cash Equivalents as at the end of the year		
Cash on Hand	16.65	11.44
Balance with Bank Accounts		
in Current Account	0.03	0.13

For and on behalf of Board of Directors of,
Technopack Polymers Limited

Chetankumar I Pandya
Managing Director



TECHNOPACK®

TECHNOPACK POLYMERS LIMITED
(Formerly known as: TECHNOPACK POLYMERS PRIVATE LIMITED)
CIN: U25209GJ2018PLC103581
Regd. Office & Factory:
M/S. Gokul Industries, Rafaleshvar Ind.
Estate, Nr.Rafaleshvar Rlw. Track, Morbi,
Jambudiya, Rajkot, Gujarat, India,363642.
✉ info@technopackltd.com
☎ +91-9099070066
🌐 www.technopackltd.com

GST NO: 24AAGCT8848J1ZS

PAN: AAGCT8848J

TAN: RKTT01850C

Notes:

1. The above standalone financial results of the company for the half year ended September 30, 2024, have been reviewed & approved by the Audit Committee & taken on record by the Board of Directors at the Board meeting date on Nov 11, 2024.
2. The comparative results and other information for the six months ended September 30, 2024, and March 31, 2024, have been reviewed by the statutory auditors of the Company. The management has exercised the necessary due diligence to ensure that the said comparative results provide a true and fair view of its affairs.
3. The company is a manufacturer & supplier of PET Preforms and HDPE CCM Caps in India and therefore the company's business falls within a single business segment. Therefore, disclosure under Accounting Standard (AS) 17- Segment Reporting is not reported separately.
4. The Financial Results have been prepared in accordance with the Accounting Standards as notified under Section 133 of the Companies Act 2013 (" Act"), read with relevant rules issued there under and other accounting principles generally accepted in India (Indian GAAP) as amended from time to time.
5. The Earning Per Share (EPS) has been computed in accordance with the Accounting Standard on Earnings Per Share (AS 20) which required effect of bonus issue to be given till the earliest period reported.
6. As per MCA Notification dated 16th Feb 2015, Companies whose share are listed on the SME Exchange as referred to in Chapter XB of SEBI (Issued of Capital and Disclosure Requirements) Regulations, 2009 are exempted from the Compulsory requirement of adoption of IND AS for preparation of financial results.
7. The company has utilized proceeds from IPO as per the object clause of the prospectus dated 14/10/2022 filed with SEBI on 14/10/2022, as below:

	Purpose	Amount allocated	Amount utilised	Deviation, if any
1	Part Funding to purchase and set up additional SACMI CCM24S-F plant for manufacturing of HDPE Beverages closures	Rs. 638 lakhs	Rs. 603 lakhs	Rs. 35 lakhs FD with Indian Overseas Bank
2	Additional Working Capital Requirements	Rs. 73.50 lakhs	Rs. 73.50 lakhs	-
3	General Corporate Purpose	Rs. 25 lakhs	Rs. 25 lakhs	-
4	IPO related Expenses	Rs. 50 lakhs	Rs. 50 lakhs	-
		Rs. 786.50 lakhs	Rs. 751.50 lakhs	Rs. 35 lakhs

8. Figures for the previous half year/year have been regrouped / recast wherever necessary.

For and on behalf of Board of Directors of,
Technopack Polymers Limited

Chetankumar I Pandya
Managing Director
Morbi, 11th Nov, 2024