



PRICOL LIMITED

Passion to Excel

109, Race Course,
Coimbatore-641 018, India

+91 422 433 6000

connect@pricol.com

pricol.com

CIN: L34200TZ2011PLC022194

CUSTOMERS EMPLOYEES SHAREHOLDERS SUPPLIERS

PL/SEC/TGT/2024-2025/060

Thursday, 1st August, 2024

Listing Department National Stock Exchange of India Limited "Exchange Plaza", C-1, Block G Bandra-Kurla Complex, Bandra (E), Mumbai - 400051 Scrip Code: PRICOLLTD	Corporate Relationship Department BSE Limited 1 st Floor, New Trading Ring Rotunda Building, P J Towers, Dalal Street, Fort, Mumbai 400 001 Scrip Code: 540293
--	---

Dear Sir,

Sub: **INVESTOR PRESENTATION**

Pursuant to Regulation 30(6) of SEBI (Listing Obligations and Disclosure Requirements) Regulations, 2015, we herewith submit the presentation to be used for the **Investor Conference call** on the unaudited financial results for the quarter ended 30th June 2024, **to be held today (1st August 2024) at 04:00 PM (IST).**

This is for your information and records.

Thanking you

Yours faithfully,
For Pricol Limited

T.G.Thamizhanban
Company Secretary
ICSI M.No: F7897

Encl. As above





Q1 - FY25 | Earnings Presentation
01-Aug-2024

Disclaimer

The contents of this presentation are for informational purposes only and for the reader's personal non-commercial use. The contents are intended but not guaranteed to be correct, complete or absolutely accurate. This presentation also contains forward-looking statements based on the currently held beliefs and assumptions of the Management of the Company, which are expressed in good faith and in their opinion are reasonable.

Forward looking statements involve known and unknown risks, contingencies, uncertainties, market conditions and other factors which may cause the actual results, financial condition, performance or achievements of the Company or industry results to differ materially from the results, financial condition, performance or achievements expressed or implied by such forward-looking statements. The Company disclaims any obligation or liability to any person for any loss or damage caused by errors or omissions whether arising from negligence, accident or any other cause.

Recipients of this presentation are not to construe its contents or any prior or subsequent communications from or with the Company or its representatives as investment advice. In addition, this presentation does not purport to be all inclusive or to contain all the information that may be required to make a full analysis of the Company and of the relevance and adequacy of the information and should make such other investigations as they deem necessary.

Company Snapshot



1975

Commenced operations in Coimbatore, INDIA.



470 +

Product & Process Engineers



IATF 16949:2016, ISO14001:2015, ISO 45001:2018.

(Obtained ISO 9001 in the year 1993)



5,500 +

Employees



2

Technology Centers (~ 4.5% of Total revenue spent on R&D)



22,849.40

FY24 Consolidated Total Income (in INR Millions)



9

Manufacturing Plants



5

Presence in India, Indonesia, Singapore, Japan and Dubai



Top 50

Industrial Innovation Awards 2022 Awarded by CII



5

Key Strategic Partnerships



16

Countries Direct OEM Supplies



71%

Energy Consumption via Renewable Sources

Our Presence



Product Vertical

A. Driver Information and Connected Vehicle Solutions

Connected Vehicle Solutions



E-Cockpit

TFT Clusters

Instrument Cluster



Heads Up Display (HUD)

Telematics (End-to-End Solution with Cloud & Cyber Security)



Sensors



Reed Type Fuel Level Sensor

TFR Type Fuel Level Sensor

Battery Management System (BMS)



Low



Mid



High

B. Actuation, Control and Fluid Management Systems

Fuel Pump Module



Disc Brake



Oil Pumps



Variable Displacement Oil Pumps



Water Pumps



Electrical Coolant Pumps



Wiping Systems



Electrical Oil Pump



Cabin Tilting System



E-Purge Valve



Fuel Feed Pump



Our Major Customers

TWO / THREE WHEELERS



PASSENGER VEHICLES



COMMERCIAL VEHICLES



TRACTORS



OFF ROAD VEHICLE



INDUSTRIAL



NEW AGE EV CUSTOMERS



Key Highlights

AWARDS ANNUAL SUPPLIER CONFERENCE 2024

Congratulations

BEST DELIVERY

PRICOL LTD.



Award From Suzuki Motorcycle India Limited on 27-May-2024

Award received under the category "Best Delivery Management" at Annual Vendor Conference 2024

Consecutively Awarded as the Best Supplier from Suzuki Motorcycle India Private Limited (SMIPL) for 3 years in a Row.

AWARDS ANNUAL SUPPLIER CONFERENCE 2024

Congrat

FINANCIAL PRUDENCE

PRICOL LTD



Award From Suzuki Motorcycle India Limited on 27-May-2024

Award received under the category "Financial Prudence" at Annual Vendor Conference 2024



Certified by National Accreditation Board for Testing & Calibration Laboratories

Product Reliability Assurance Lab has been assessed and accredited by the National Accreditation Board for Testing and Calibration Laboratories (NABL) in accordance with the standard ISO/IEC 17025:2017.



Award From TVS Motors on 28-Jun-2024

Received for BEST PRACTICE AWARD in TVSM's reliability cluster program for the Brushless Direct Current (BLDC) fuel pump module based on the design and process robustness

Select New Product Launches

Q1 FY25 Product Launch

Bajaj

(Pulsar NS 400)



LCD TYPE - DIS



Q1 FY25 Product Launch


BattRE Electric
Mobility

(Storie 2.3)



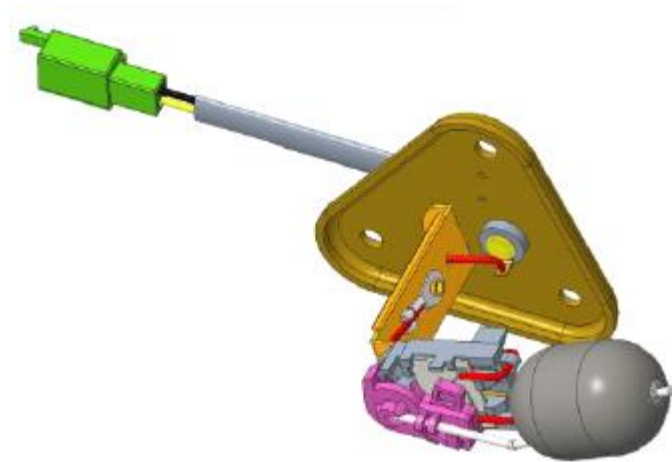
LCD TYPE - DIS





Q1 FY25 Product Launch

Bajaj
(Freedom)



TFR TYPE – FUEL LEVEL SENSOR



Q1 FY25 Product Launch

Bajaj

(Freedom)



BLDC TYPE – FUEL PUMP MODULE

Financial Overview

Key Financial Highlights (Consolidated)

Q1-FY25 Financial Performance

Revenue from Operations	EBITDA	EBITDA Margin
INR 6,029.09 Mn	INR 806.51 Mn	13.38 %
PAT	PAT Margin	EPS (Basic)
INR 455.61 Mn	7.56 %	INR 3.74

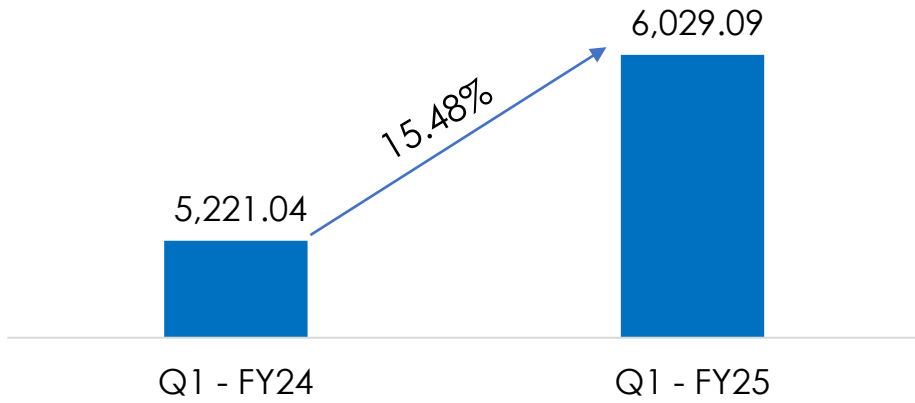
At Consolidated level Long terms borrowings is NIL in FY25 (Q1)

At Consolidated level Return On Capital Employed (ROCE) is 23.54% in Q1 FY25 against 23.18% in FY24

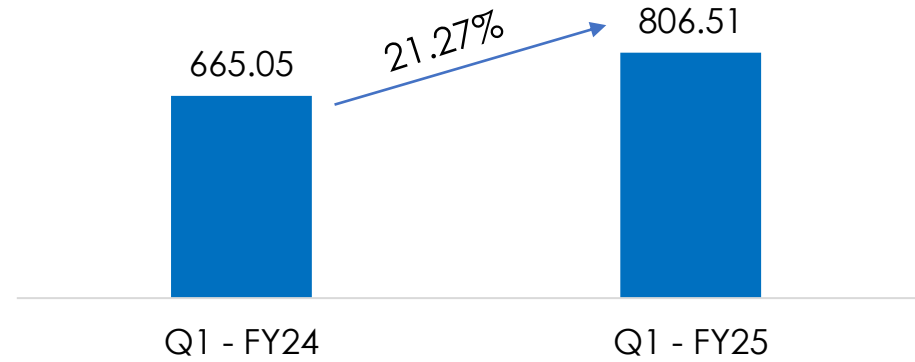
Financial Performance (Consolidated)

Value(INR) in Millions

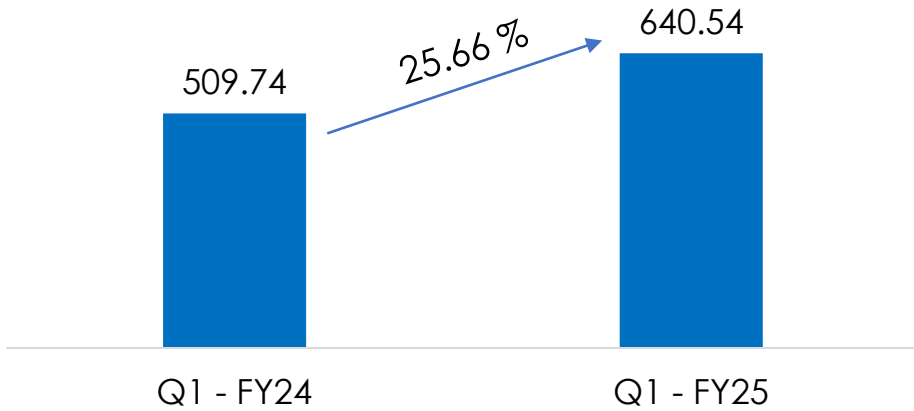
Revenue from Operation



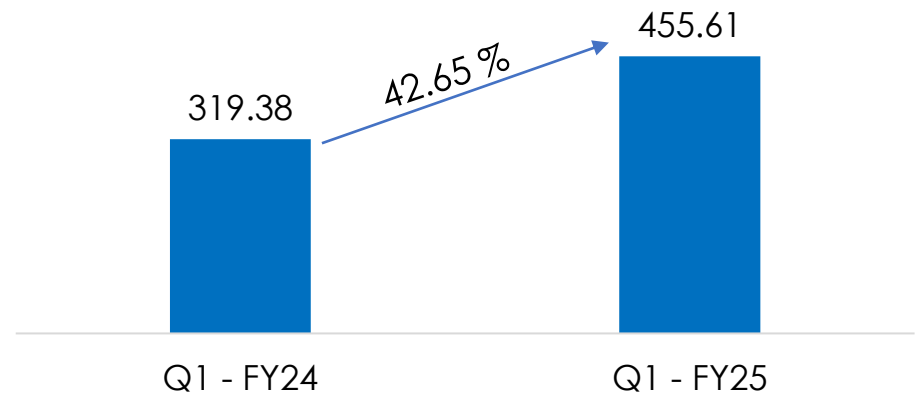
EBITDA



Cash Profit



Profit After Tax



Quarterly Income Statement (Consolidated)

Value(INR) in Millions

Particulars (INR Mn)	Q1 FY24	Q1 FY25
Revenue from Operations	5,221.04	6,029.09
Other Operational Revenue	151.10	170.25
Other Revenue	28.45	21.72
Total Income	5,400.59	6,221.06
Total Expenses	4,725.54	5,394.49
Depreciation and amortisation expenses	198.22	203.23
Finance costs	46.49	30.11
Profit Before Tax (PBT)	430.34	593.23
Tax	110.96	137.63
Profit After Tax (PAT)	319.38	455.60
Other Comprehensive Income (After Tax)	(7.86)	(18.30)
Total Comprehensive Income	311.52	437.30
Basic EPS(INR)*	2.62	3.74

*Not Annualised for Quarters

Historical Income Statement (Consolidated)

Value(INR) in Millions

Particulars (INR Mn)	FY22 (Restated)	FY23	FY24	FY25 (Q1)
Revenue from Operations	15,000.69	19,028.31	22,081.69	6,029.09
Other Operational Revenue	446.24	557.30	636.13	170.25
Other Revenue	88.21	45.85	131.59	21.72
Total Income	15,535.14	19,631.46	22,849.41	6,221.06
Total Expenses	13,641.14	17,300.85	19,987.25	5,394.49
Depreciation and amortisation expenses	818.39	779.08	820.61	203.23
Finance costs	272.82	182.83	182.50	30.11
PBT before exceptional Item	802.79	1,368.70	1,859.05	593.23
Exceptional Item	-	97.50	-	-
PBT	802.79	1,466.20	1,859.05	593.23
Tax	291.85	219.35	452.93	137.63
PAT	510.94	1,246.85	1,406.12	455.60
Other Comprehensive Income (After Tax)	19.49	34.15	(59.02)	(18.30)
Total Comprehensive Income	530.43	1,281.00	1,347.10	437.30
Basic EPS(INR)	4.19	10.23	11.54	3.74

Historical Balance Sheet (Consolidated)

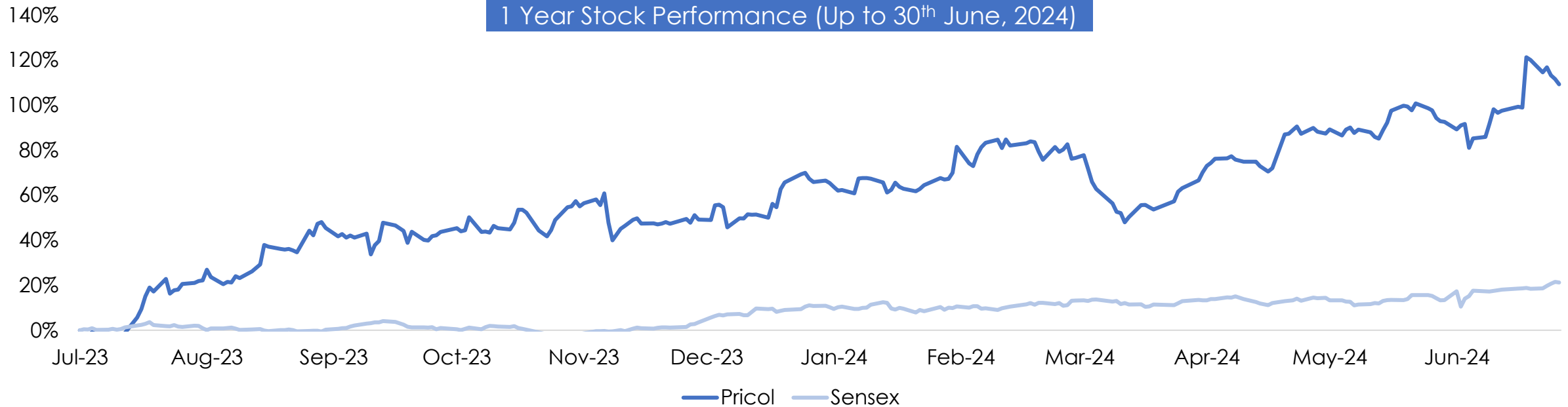
Value(INR) in Millions

Equity and Liabilities (INR Mn)	FY22 (Restated)	FY23	FY24
Shareholders Fund			
Share Capital	121.88	121.88	121.88
Other Equity	5,639.94	6,920.95	8,330.84
Total Equity	5,761.82	7,042.83	8,452.72
Non-Current Liabilities			
Long Term borrowings	931.10	267.58	-
Lease Liabilities	189.98	135.80	80.27
Other Financial Liabilities	49.07	8.10	8.83
Long term provisions	123.54	148.65	190.16
Deferred tax liabilities (Net)	563.17	410.68	348.40
Other Non-Current Liabilities	-	12.79	19.92
Total Non-Current Liabilities	1,856.86	983.60	647.58
Current Liabilities			
Short Term Borrowings	349.54	624.44	466.23
Lease Liabilities	63.57	75.46	62.33
Trade payables	2,699.43	2,826.30	3,258.12
Other Financial Liabilities	959.70	1,059.19	898.35
Other Current Liabilities	178.51	258.63	275.53
Short Term Provisions	104.56	111.13	269.28
Current Tax Liabilities (Net)	13.56	26.27	26.24
Total Current Liabilities	4,368.87	4,981.42	5,256.08
Liabilities in relation to Non-Current Assets held for sale	-	67.20	-
Total	11,987.55	13,075.05	14,356.38

Assets (INR Mn)	FY22 (Restated)	FY23	FY24
Non-Current Assets			
Fixed Assets			
Property, Plant & Equipment	3,743.54	3,958.63	4,592.00
Right of use assets	391.69	344.64	277.18
Capital work in progress	84.40	139.86	379.00
Investment Property	153.88	69.50	66.86
Goodwill	794.72	695.38	596.04
Other Intangible assets	1,034.38	902.95	784.07
Intangible Assets under Development	-	6.25	3.82
Investments	-	12.00	12.00
Other Financial Assets	67.31	73.25	69.13
Other Non-Current Assets	218.50	232.13	143.81
Deferred Tax Assets	6.33	3.46	2.96
Total Non-Current Assets	6,494.75	6,438.05	6,926.87
Current Assets			
Inventories	2,364.73	2,716.79	3,202.65
Trade Receivables	2,389.21	2,689.79	2,870.41
Cash and Cash Equivalents	225.86	559.97	1,125.42
Other Bank Balances	281.09	279.42	10.93
Investments	21.30	36.39	51.69
Other Financial Assets	8.15	3.00	14.78
Other Current Assets	202.46	155.95	153.63
Total Current Assets	5,492.80	6,441.31	7,429.51
Non - Current Asset held for sale	-	195.69	-
Total	11,987.55	13,075.05	14,356.38

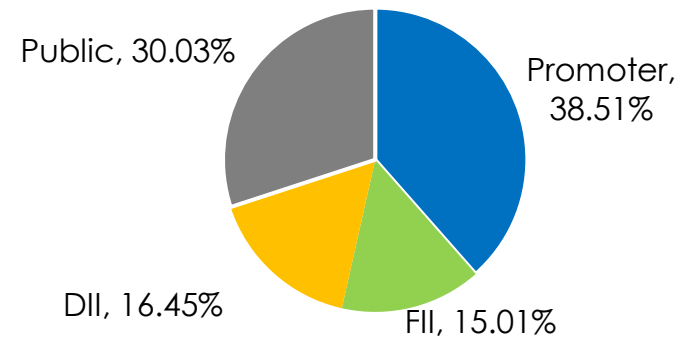
Capital Market Data

1 Year Stock Performance (Up to 30th June, 2024)



Price Data (As on 30 th June, 2024)	INR
Face Value	1.00
Closing Value	492.05
High Price/Low Price (BSE)	504.15/490.25
Total Volume ('000)	774.57
Equity Shareholder Outstanding (Mn)	121.88
Market Cap (Mn)	59,971.79

Shareholding Pattern (As on 30th June, 2024)





Investor Relations

Details: Mr. Anuj Sonpal
Valorem Advisors
Email: pricol@valoremadvisors.com
Tel: +91-22-4903-9500

Company Secretary & Compliance Officer

Details: Mr. T.G Thamizhanban
Pricol Limited
Email: cs@pricol.com
Tel: +91 42-2433-6238