



K.C.P. SUGAR AND INDUSTRIES CORPORATION LTD.

Regd. Office: "Ramakrishna Buildings", Post Box No: 727, No.239 (Old No.183), Anna Salai, Chennai – 600 006.
Ph : 044 2855 5171 to 5176 Fax: 044 2854 6617 E-mail : general@kcpsugar.com, finance@kcpsugar.com

CIN-L15421TN1995PLC033198

31st August 2024

BSE Limited,
Phiroze Jeejeebhoy Towers,
Dalal Street,
Mumbai-400001.
Scrip Code: 533192

National Stock Exchange of India Ltd.,
Exchange Plaza, 5th Floor,
Bandra – Kurla Complex,
Bandra (E), Mumbai – 400 051.
Symbol: KCPSUGIND

Dear Sir / Madam,

**Sub : Submission of Annual Report for the financial year 2023 - 2024 under
Reg. 34 of SEBI (Listing Obligations and Disclosure Requirements)
Regulations, 2015**

Pursuant to Regulation 34 of the SEBI (Listing Obligations and Disclosure Requirements) Regulations, 2015, we are enclosing herewith the Annual Report of the Company for the financial year 2023 - 2024.

The copy of the Annual Report is also available on the website of the company viz.,
<https://www.kcpsugar.com/>

This is for your information and records.

Thanking you,

Yours Truly,

For K.C.P. Sugar and Industries Corporation Ltd.

T. Karthik Narayanan
Company Secretary



**K.C.P. SUGAR AND INDUSTRIES
CORPORATION LIMITED**

CIN: L15421TN1995PLC033198

**Twenty Ninth Annual Report
2023 – 2024**

Contents	Page No.
Corporate Information	1
Financial and Operational Highlights	3
Chairman's Letter	4
Notice of Annual General Meeting	5
Directors' Report	18
Independent Auditor's Report	64
Financial Statements	74
Annual Report of Wholly Owned Subsidiaries	
- The Eimco – K.C.P. Limited	115
- KCP Sugars Agricultural Research Farms Limited	174
Consolidated Financial Statements	207

Board of Directors**WHOLE-TIME DIRECTORS**

		DIN
Mr.Vinod R. Sethi	Executive Chairman	00106598
Ms.Irmgard Velagapudi	Managing Director	00091370
Ms.Kiran Velagapudi	Executive Director	00091466

NON WHOLE-TIME DIRECTORS

		DIN
Dr.Vithal Rajan	Independent Director	00021571
Mr.M.S.V.M. Rao	Independent Director	00432640
Mr.Pratap K. Moturi	Independent Director	00020630
Mr.K.R. Adivarahan	Independent Director	00019844

Committees of Board of Directors

Audit Committee	Nomination and Remuneration Committee	Stakeholders Relationship Committee	CSR Committee
Chairman Mr.M.S.V.M. Rao Members Mr.Vinod R. Sethi Dr.Vithal Rajan Mr.Pratap K. Moturi Mr.K.R. Adivarahan	Chairman Dr.Vithal Rajan Members Mr.Vinod R. Sethi Mr.K.R.Adivarahan Mr.Pratap K. Moturi	Chairman Mr.K.R. Adivarahan Members Ms.Irmgard Velagapudi Ms.Kiran Velagapudi	Chairman Ms.Irmgard Velagapudi Members Mr.Vinod R. Sethi Mr.M.S.V.M. Rao Mr.K.R. Adivarahan

Registered and Corporate Office

'Ramakrishna Buildings',
No. 239, Anna Salai, Chennai- 600 006.
Telephone : 044-28555171 to 76
e-mail: secretarial@kcpsugar.com
Website: www.kcpsugar.com

Date of Incorporation

11/10/1995

Plant Location**Vuyyuru, Krishna District, Andhra Pradesh**

Sugar, Incidental Cogeneration Power, Industrial Alcohol,
Ethanol, Bio-Fertilisers, Carbon dioxide and Calcium Lactate

Lakshimpuram, Krishna District, Andhra Pradesh

Processing of Urad Dal

SIDCO Industrial Estate, Thuvakudi, Trichy, Tamil Nadu

Manufacture, Machining and Assembly of Fabricated
Products in ferrous and Non - Ferrous materials

Subsidiaries

1. The Eimco – K.C.P. Limited
2. KCP Sugars Agricultural Research Farms Limited



Bankers	State Bank of India ICICI Bank Limited Axis Bank Limited CTBC Bank Co. Ltd HDFC Bank Limited Kotak Mahindra Bank Limited
Chief Financial Officer	Mr. K. Panneer Selvan
Company Secretary and Compliance Officer	Mr. Aravindkumar. V (till 29.02.2024) Mr. T. Karthik Narayanan (from 18.03.2024)
Statutory Auditor	M/s. B. Purushottam & Co, (FRN: 002808S) Chartered Accountants, No.59, Vijaya Raghava Road, Parthasarathi Puram, T.Nagar, Chennai- 600 017.
Cost Auditor	M/s. SRR & Associates (FRN: 000992) Cost Accountants, No.20, Valluvar Street, 2 nd Floor, Thiru Nagar, Jafferkhanpet, Chennai- 600 083.
Secretarial Auditor	Ms. Rajashree Santhanam (M.No.: F10367) Practising Company Secretary, No.23, Lake Area, 3 rd Cross Street, Nungambakkam, Chennai – 600 034.
Internal Auditor	M/s.G.Natesan & Co. (FRN : 002424S) Chartered Accountant, No. 7/1, Champak Mahal, 4 th Street, Abiramapuram, Chennai - 600 018.
Registrar to Deposits	Being handled In-House at the Registered Office of the Company
Share Transfer Agent and Depository Registrar	Integrated Registry Management Services Private Limited 2 nd Floor, 'Kences Towers', No.1, Ramakrishna Street, T.Nagar, Chennai – 600 017. Tel : 044 - 28140801 to 03 Fax : 044 – 28142479 e-mail: corpserv@integratedindia.in

FINANCIAL AND OPERATIONAL HIGHLIGHTS

Particulars	Year Ended									
	Amount in Lakhs (except Ratios)									
	31.03.2024	31.03.2023	31.03.2022	31.03.2021	31.03.2020	31.03.2019	31.03.2018	31.03.2017	31.03.2016	31.03.2015
Share Capital	1133.85	1133.85	1133.85	1133.85	1133.85	1133.85	1133.85	1133.85	1133.85	1133.85
Reserves and Surplus	35854.33	30420.05	25596.67	25902.58	24054.55	25290.02	24372.21	24769.55	20818.26	20283.62
Net Worth	36988.18	31553.90	26730.52	27036.43	25188.40	26423.87	25506.06	25903.40	21952.11	21417.47
Fixed Assets (Net)	8918.22	8919.74	8632.92	8723.69	8598.51	9171.14	9384.20	10135.12	9879.55	10713.37
Gross Income	35507.51	28678.52	28264.49	34415.40	36577.37	33060.10	38771.27	46290.34	39917.43	41645.59
Gross Profit / (Loss)	8221.30	7765.75	2131.49	4132.21	1159.50	5247.23	1600.03	9035.27	2587.97	(1301.80)
Depreciation	527.24	497.92	475.78	588.50	739.49	827.38	894.06	918.32	1025.50	1031.07
Finance Cost	1050.53	1360.79	1915.63	2387.32	2148.91	1863.78	1440.73	1128.40	664.46	421.38
Profit / (Loss) before Tax	6643.53	5907.04	(259.92)	1156.39	(1728.90)	2556.07	(734.76)	6988.55	878.02	(2754.25)
Profit / (Loss) after Tax	5626.48	4953.47	(174.10)	1916.36	(1115.07)	1019.94	836.53	5488.75	875.81	(1617.00)
Other Comprehensive Income	34.57	(16.71)	(18.43)	45.04	16.29	34.57	(5.66)	(1.72)	Indian Accounting Standards (Ind AS) was adopted from the F.Y. 2017 - 2018	
Total Comprehensive Income	5661.05	4936.76	(192.52)	1961.41	(1098.78)	1054.51	830.87	5487.03		
Earnings per Share (Rs.)	4.98	4.37	(0.17)	1.73	(0.97)	0.90	0.73	4.84	0.77	(1.43)
Cash Earnings per Share (Rs.)	5.43	4.81	0.25	2.25	(0.32)	1.63	1.52	5.65	1.68	(0.52)
Book Value per Share (Rs.)	32.62	27.83	23.57	23.84	22.21	23.30	22.50	21.08	19.36	19.01
Dividend on Equity %	20.00	20.00	10.00	10.00	10.00	10.00	10.00	90.00	25.00	10.00
Debt Equity Ratio	0.10	0.15	0.27	0.34	0.31	0.18	0.16	0.19	0.21	0.26

SEASON WISE CANE CRUSHED, SUGAR BAGGED AND RECOVERY

SEASON	2023-24	2022 - 23	2021 - 22	2020 - 21	2019 - 20	2018 - 19	2017 - 18	2016 - 17	2015 - 16	2014 - 15
Aggregate Cane Crushed (in MTS)	436469	468743	421199	411324	705446	1182414	891450	647190	1183340	1103513
Aggregate Sugar Bagged (in QTLS)	368680	422757	387796	380990	641239	1126728	844273	587981	1107133	1024720
Average Recovery (%)	8.50	9.02	9.22	9.27	9.09	9.53	9.47	9.09	9.36	9.29

secretarial@kcpsugar.com
www.kcpsugar.com

K.C.P.Sugar and Industries Corporation Limited

CIN: L15421TN1995PLC033198

Ramakrishna Buildings',

No.239, Anna Salai,

Chennai - 600 006.

May 29, 2024

Dear Member,

We trust that you are keeping safe and healthy and greetings and good wishes to you.

In light of enabling notifications of Ministry of Corporate Affairs (MCA) and Securities and Exchange Board of India (SEBI), for Conduct of Annual General Meeting through Video Conferencing, you are cordially invited to attend the 29th Annual General Meeting of the Company to be held on Monday, the 23rd Day of September, 2024 at 11 A.M. through Video Conferencing.

In this scenario, we pledge to ensure that the rights of shareholders are duly protected.

Annual Report for the Financial Year 2023-2024, inter-alia, containing Notice of Annual General Meeting and Audited Financial Statements, Directors' Report and Auditor's Report, is attached hereto.

On behalf of the Company's Board, I convey my deepest gratitude to each one of you, our shareholders, business associates and all our stakeholders for their constant support. The commitment of all our employees to the growth of our Company is invaluable.

I look forward to your continued trust, confidence, and support.

Very truly yours,

VINOD R. SETHI

EXECUTIVE CHAIRMAN

DIN: 00106598

NOTICE is hereby given that the **TWENTY NINTH ANNUAL GENERAL MEETING** of K.C.P. Sugar and Industries Corporation Limited will be held through Video Conferencing / Other Audio Visual Means ("OAVM") on Monday, the 23rd Day of September, 2024 at 11 A.M (IST) to transact the following businesses:

ORDINARY BUSINESS:

1. **To Receive, Consider and Adopt the Audited Standalone Financial Statements along with Audited Consolidated Financial Statements of the Company and its Subsidiaries for the Financial Year ended 31/03/2024 together with the Reports of Auditor and Board of Directors thereon:**

To consider and if thought fit, to pass the following resolution, with or without modification(s), as an **Ordinary Resolution:**

"**RESOLVED THAT** the Audited Standalone Financial Statements and Audited Consolidated Financial Statements of the Company and its Subsidiaries for the Financial Year Ended 31/03/2024 and the reports of the Auditor and Board of Directors thereon laid before this meeting, be and are hereby approved and adopted".

2. **To Declare Dividend at the rate of 20% on the face value of the Equity Shares of the Company:**

To consider and if thought fit, to pass the following resolution, with or without modification(s), as an **Ordinary Resolution:**

"**RESOLVED THAT** pursuant to the recommendation made by the Board of Directors of the Company and subject to provisions of Section 123 of the Companies Act, 2013, a dividend of Re. 0.20 per share be and is hereby declared for the Financial Year ended 31/03/2024 and be paid to the Equity Shareholders of the Company whose name appear in the Register of Members / Register of Beneficial Owners, as the case may be, for this purpose, as on 16/09/2024".

"**RESOLVED FURTHER THAT** dividend shall be paid within 30 days from the date of declaration hereof to all the Shareholders who are entitled to receive the dividend".

3. **To Appoint a Director, in the place of Ms. Kiran Velagapudi (DIN:00091466) who retires by rotation and being eligible, offers herself for reappointment:**

To consider and if thought fit, to pass the following resolution, with or without modification(s), as an **Ordinary Resolution:**

"**RESOLVED THAT** pursuant to the provisions of Section 152 of the Companies Act, 2013, Ms. Kiran Velagapudi (DIN:00091466), who retires by rotation at this meeting and being eligible has offered herself for re-appointment, be and is hereby appointed as a Director of the Company, liable to retire by rotation".

SPECIAL BUSINESS:

4. **Minimum Remuneration paid to Ms. Irmgard Velagapudi, Managing Director of the Company:**

To consider and if thought fit, to pass with or without modification(s), the following resolution as a **Special Resolution:**

"**RESOLVED THAT** in terms of Section 197 (10) of the Companies Act, 2013, the minimum Remuneration of sum of Rs. 48,00,000/- (Rupees Forty Eight Lakhs Only) paid to Ms. Irmgard Velagapudi, Managing Director of the Company for the financial year 2023 – 2024, the fourth year of inadequate profits, during her tenure covering 29/03/2020 to 28/03/2025, be and is hereby ratified."

5. **Minimum Remuneration paid to Mr. Vinod R. Sethi (DIN: 00106598) as Whole-Time Director of the Company:**

To consider and if thought fit, to pass with or without modification(s), the following resolution as a **Special Resolution:**

"RESOLVED THAT in terms of Section 197 (10) of the Companies Act, 2013, the minimum Remuneration of sum of Rs.12,51,786 (Rupees Twelve Lakhs Fifty One Thousand Seven Hundred Eighty Six Only) paid to Mr. Vinod R. Sethi, Whole-Time Director of the Company for the financial year 2023 – 2024, the fourth year of inadequate profits, during her tenure covering 08/04/2020 to 07/04/2025, be and is hereby ratified."

6. **Remuneration to Cost Auditor:**

To consider and if thought fit, to pass with or without modification(s), the following resolution as an **Ordinary Resolution:**

"RESOLVED THAT pursuant to the provisions of Section 148 of the Companies Act, 2013 read with Rule 14 of the Companies (Audit and Auditors) Rules, 2014, the remuneration of a sum of Rs.2,00,000/- (Rupees Two Lakhs Only), exclusive of applicable GST and reimbursement of travel and out of pocket expenses, payable to M/s. SRR & Associates, Cost Accountants, Chennai (FRN : 000992), for conducting Cost Audit for the financial year ending 31/03/2025, as approved by the Board of Directors based on the recommendation of Audit Committee, be and is hereby ratified".

// BY ORDER OF THE BOARD//

Place : Chennai
Date : 29/05/2024

**VINOD R.SETHI
EXECUTIVE CHAIRMAN
DIN: 00106598**

I. General Instructions & Information:

1. The Statement setting out the material facts concerning each item of special business to be transacted at the Annual General Meeting, in terms of Section 102 of the Companies Act, 2013, is enclosed hereto. Relevant documents as referred to in the Notice of Annual General Meeting ('AGM') and the said Statement will be available for online inspection at the Website of the Company till the conclusion of the Annual General Meeting. For online inspection, go to / click on the following Website Link: www.kcpsugar.com.
2. In view of the General Circular Nos. 14/2020 dated April 8, 2020, 17/2020 dated April 13, 2020, 20/2020 dated May 5, 2020, and subsequent circulars issued in this regard, the latest being General Circular No. 09/2023 dated September 25, 2023 in relation to extension of the framework provided in the aforementioned circulars up to September 30, 2024, issued by the Ministry of Corporate Affairs ('MCA Circulars') in compliance with the provisions of the Act and the SEBI (Listing Obligations and Disclosure Requirements) Regulations, 2015 ('Listing Regulations'), the 29th AGM of the Company is being conducted through VC/OAVM facility, which does not require physical presence of Members at common venue. Hence, Members can attend and participate in the AGM through VC/OAVM.
3. In accordance with the MCA Circulars and SEBI Circular No. SEBI/HO/CFD/CMD1/CIR/P/2020/79 dated May 12, 2020, Circular No. SEBI/HO/CFD/CMD2/CIR/P/2021/11 dated January 15, 2021, Circular No. SEBI/HO/CFD/CMD2/CIR/P/2022/62 dated May 13, 2022, Circular No. SEBI/HO/CFD/PoD-2/P/CIR/2023/4 dated January 05, 2023, Circular No. SEBI/HO/CFD/PoD-2/P/ CIR/2023/167 dated October 7, 2023 issued by the Securities and Exchange Board of India ('SEBI Circulars') and in compliance with the provisions of the Act and Listing Regulations, the Notice of the AGM along with the Integrated Annual Report for FY 2023-24 is being sent by electronic mode to those Members whose e-mail addresses are registered with the Company / Depositories.

The physical copy of the Integrated Annual Report for FY 2023-24 and this Notice will be sent to those Members who request for the same. Members may note that the Notice and Integrated Annual Report 2023-24 will also be available on the Company's website www.kcpsugar.com.

4. In continuation of the Ministry's General Circular No. 20/2020 dated May 05, 2020, the Companies whose AGMs are due in the year 2024, are allowed to conduct their AGMs on or before September 30, 2024 as per MCA Circular No. 09/2023 dated September 25, 2023, in accordance with the requirements provided in paragraphs 3 and 4 of the General Circular No. 20/2020 dated May 05, 2020.
5. Pursuant to the provisions of the Act, a Member entitled to attend and vote at the AGM is entitled to appoint a proxy to attend and vote on his/her behalf and the proxy need not be a Member of the Company. However, in terms of the MCA Circulars, since the physical attendance of Members has been dispensed with, there is no requirement of appointment of proxies. Accordingly, the facility of appointment of proxies by Members under Section 105 of the Act will not be available for the 29th AGM. However, in pursuance of Section 112 and Section 113 of the Act, representative of the Members such as the President of India or the Governor of the State or body corporate can attend the AGM through VC/OAVM and cast their votes through e-voting. Institutional / Corporate Shareholders (i.e. other than individuals, HUF, NRI, etc.) are required to send a scanned copy (PDF/JPG Format) of its Board or Governing Body Resolution / Authorization etc., authorizing its representative to attend the AGM through VC/OAVM on its behalf and to vote through remote e-voting. The said Resolution/ Authorization shall be sent to the Scrutinizer by email through its registered email address to rajashrees66@gmail.com / secretarial@kcpsugar.com, with a copy marked to evoting@nsdl.co.in.
6. In case of joint holders attending the Meeting, only such joint holder who is higher in the order of names will be entitled to vote.
7. Since the AGM will be held through VC/OAVM facility, the Route Map is not annexed to this Notice.
8. National Securities Depository Limited (NSDL) will be providing facility for voting through remote e-Voting, for participation in the 29th AGM through VC/OAVM facility and e-Voting during the 29th AGM.
9. Members may join the 29th AGM through VC/ OAVM facility by following the procedure as mentioned below which shall be kept open for the Members from 10:45 A.M. IST i.e., 15 minutes before the time scheduled to start the 29th AGM and the Company may close the window for joining the VC/ OAVM facility 15 minutes after the scheduled time to start the 29th AGM.

10. The facility of participation at the 29th AGM through VC/OAVM will be made available for 1,000 Members on first come first served basis. This will not include large Shareholders (Shareholders holding 2% or more shareholding), Institutional Investors, Directors, Key Managerial Personnel, Auditors etc. who are allowed to attend the AGM without restriction on account of first come first served basis.
11. The attendance of the Members attending the AGM through VC/OAVM will be counted for the purpose of reckoning the quorum under Section 103 of the Act.
12. Pursuant to the provisions of Section 108 of the Act read with Rule 20 of the Companies (Management and Administration) Rules, 2014 (as amended) and Regulation 44 of SEBI (Listing Obligations & Disclosure Requirements) Regulations, 2015 (as amended), and the Circulars issued by the Ministry of Corporate Affairs dated April 08, 2020, April 13, 2020, May 05, 2020 and subsequent circulars issued in this regard, latest being September 25, 2023, the Company is providing facility of remote e-voting to its Members holding shares in physical or dematerialized form, as on the cut-off date, being **September 16, 2024** to exercise their right to vote through electronic means from a place other than the venue of the Meeting on any or all of the businesses specified in the accompanying Notice (the "remote e-voting").
13. In line with the Ministry of Corporate Affairs (MCA) Circular No. 17/2020 dated April 13, 2020, the Notice calling the AGM has been uploaded on the website of the Company at www.kcpsugar.com. The Notice can also be accessed from the websites of the Stock Exchanges i.e. BSE Limited and National Stock Exchange of India Limited at www.bseindia.com and www.nseindia.com respectively and the AGM Notice is also available on the website of NSDL (agency for providing the remote e-voting facility) i.e. www.evoting.nsdl.com.
14. By the Board, if approved by the Shareholders at the Annual General Meeting will be paid within 30 days from the date of declaration of dividend to those Members whose names appear in the Register of Members / Register of Beneficial Owners, as the case may be, on **Monday, September 16, 2024**, the Cut-off Date.
15. Members are requested to register / update their bank account details with the Registrar of the Company (if shares are held in physical form) or their respective Depository Participant (if shares are held in demat form) for the purpose of payment of dividend through NECS. Members may note that NECS system provides instantaneous credit to the Members' bank account, protects against fraudulent interception and encashment of dividend warrants and provides relief against loss or damage of dividend warrants in transit.
16. Tax will be deducted at Source as per applicable law on payment of Dividend. Taxability of dividend in the hands of recipients is as per extant applicable law.
17. To prevent fraudulent transactions, members are advised to exercise due diligence and notify the Company of any change in address or demise of any member as soon as possible. Members holding shares in electronic form are requested to advise change of their address to their Depository Participants. Members are also advised not to leave their demat account(s) dormant for a long period. Periodic statement of holdings should be obtained from the concerned Depository Participant and holdings should be verified.
18. The Securities and Exchange Board of India (SEBI) has mandated the submission of Permanent Account Number (PAN) by every participant of securities market. Members holding shares in electronic form are therefore, requested to submit the PAN to their Depository Participants with whom they are maintaining their demat accounts. Members holding shares in physical form can submit their PAN details to the company.
19. Members holding shares in physical form, in their own interest, are requested to dematerialize the shares to avail the benefits of electronic holding / trading.
20. Members are requested to intimate changes, if any, pertaining to their name, postal address, email address, telephone / mobile numbers, Permanent Account Number (PAN), mandates, nominations, power of attorney, bank details such as, name of the bank and branch details, bank account number, MICR code, IFSC code, etc., to their DP's in case the shares are held by them in electronic form to their Depositories.

21. Members, holding shares in physical form, are requested to notify / send the following to the Registrar and Share Transfer Agent (Integrated Registry Management Services Private Limited) of the Company: -
- any change in their address / bank mandate.
 - particulars of their bank account, in case they have not been sent earlier.
 - nomination in Form SH-13, in duplicate, as provided under Section 72 of the Companies Act, 2013, in case they have not been sent earlier.
 - share certificate(s) held in multiple accounts in identical names or joint accounts in the same order of names, for consolidation of such shareholdings into one account.

22. In terms of Section 124 (6) of the Companies Act, 2013 read with Investor Education and Protection Fund (IEPF) Authority (Accounting, Audit, Transfer and Refund) Amendment Rules 2017 ("the Rules"), the Company is required to transfer the shares, in respect of which the dividend remains unpaid or unclaimed for a period of seven consequent years to the IEPF account established by the Central Government.

Any person whose shares have been transferred to the Fund, may claim the shares from the authority by submitting an online Application form IEPF-5 available on the website www.iepf.gov.in and after making an application in form IEPF-5, send the same duly signed along with requisite documents to the Company for verification of the claim.

Members may please note that unpaid or unclaimed dividend which was declared for the Financial Year ended 31/03/2017 is liable to be transferred to IEPF on or before 01/10/2024 and given below are the information for the respective and subsequent years:

Financial Year Ended	Date of Declaration of Dividend	Last Date for Claiming Unpaid Dividend from the Company	Due Date of Transfer to IEPF by the Company
31/03/2017	15/09/2017	20/10/2024	21/10/2024
31/03/2018	14/09/2018	19/10/2025	20/10/2025
31/03/2019	12/09/2019	17/10/2026	18/10/2026
31/03/2020	25/09/2020	30/10/2027	31/10/2027
31/03/2021	27/09/2021	01/11/2028	02/11/2028
31/03/2022	28/09/2022	02/11/2029	03/11/2029
31/03/2023	27/09/2023	10/10/2023	29/10/2031

23. The register of members and the share transfer register will remain closed for a period of seven days from **17/09/2024 to 23/09/2024** (both days inclusive) for the purpose of AGM.
24. The Members who have cast their vote by remote e-voting prior to the AGM may also attend / participate in the AGM through VC / OAVM but shall not be entitled to cast their vote again. Members shall be entitled to one vote for every one share held by him / her / it in the Company.
25. The Voting rights of members shall be in proportion to their shares of the paid-up equity share capital of the Company as on the Cut-off date **Monday, September 16, 2024**. Members whose names appear on the Register of Members / List of Beneficial Owners as on Cut-off date i.e., **September 16, 2024** will be considered for the purpose of availing Remote e-Voting or Vote in the Annual General Meeting. A person who is not a member as on the cut-off date should treat this Notice for information purposes only.
26. The Board has appointed Ms. Rajashree Santhanam, Practising Company Secretary holding membership (CP No. F10367) issued by the Institute of Company Secretaries of India (ICSI) to Scrutinize the e-Voting process in a fair and transparent manner.
27. The Scrutiniser shall, immediately after the conclusion of voting at Annual General Meeting, unblock the votes cast through remote e-Voting in the presence of at least two witnesses not in the employment

of the Company. Scrutiniser shall within 2 working days of conclusion of the meeting submit his report to the Chairman / Managing Director / Chief Financial Officer & Company Secretary of the Company.

28. The voting results of the Annual General Meeting will be declared and communicated to the Stock Exchanges and would also be displayed on the Company's website at www.kcpsugar.com and will also be available in website of NSDL www.evoting.nsdl.com.
29. Members may post their questions by email addressed to secretarial@kcpsugar.com not less than 2 days before the date of Annual General Meeting by providing relevant Membership details for the purpose of identification including Name, Folio Number / Client ID / DP ID and the same will be addressed by the Company in the Annual General Meeting, suitably.
30. Register of Directors and Key Managerial Personnel and their Shareholding as maintained in terms of Section 170 of the Companies Act, 2013 and relevant Rules made thereunder will be available for online inspection in the Website of the Company, one day before the date of Annual General Meeting till the conclusion of the Annual General Meeting. For online inspection, go to / click on the following Website Link www.kcpsugar.com.
31. Register of Contracts or Arrangements in which Directors are interested as maintained in terms of Section 189 of the Companies Act, 2013 and relevant Rules made thereunder will be available for online inspection in the Website of the Company, one day before the date of Annual General Meeting till the conclusion of the Annual General Meeting. For online inspection, go to / click on the following Website Link www.kcpsugar.com.
32. Separate Audited Accounts of Subsidiaries of the Company will be available in the Website of the Company not less than 21 days before the date of Annual General Meeting. For online inspection, go to / click on the following Website Link www.kcpsugar.com.
33. Members who have not lodged their old share certificates of 'The KCP Limited' for exchange of new share certificate of the Company in terms of the approved Scheme of Arrangement are requested to surrender the same to The KCP Limited, No.2, Dr.P.V.Chерian Crescent, Egmore, Chennai – 600 008 at the earliest with a copy marked to the Registrar of the Company. Letter of Confirmation in lieu of New share certificates of the Company will be despatched after receipt of confirmation from The KCP Limited.

II. THE INSTRUCTIONS FOR MEMBERS FOR REMOTE E-VOTING ARE AS UNDER:-

The remote e-voting period begins on Friday, 20/09/2024 at 9:00 A.M. and ends on Sunday, 22/09/2024 at 5:00 P.M. The remote e-Voting module shall be disabled by NSDL for voting thereafter. Once the vote on a resolution is cast by the shareholder, the shareholder shall not be allowed to change it subsequently.

HOW DO I VOTE ELECTRONICALLY USING NSDL E-VOTING SYSTEM?

The way to vote electronically on NSDL e-Voting system consists of "Two Steps" which are mentioned below:





Step 1: Access to NSDL e-Voting system (Login Method)

Step 2: Cast your vote electronically and join virtual meeting on NSDL e-Voting system (e-Voting)

A) Login method for e-Voting and joining virtual meeting for Individual Shareholders holding Securities in Demat Mode:

In terms of SEBI circular dated 09/12/2020 on e-Voting facility provided by Listed Companies, Individual Shareholders holding securities in Demat Mode are allowed to vote through their Demat Account maintained with Depositories and Depository Participants. Shareholders are advised to update their mobile number and email Id in their Demat Accounts in order to access e-Voting facility.

Login method for Individual shareholders holding securities in Demat Mode is given below:

Type of shareholders	Login Method
<p>A. NSDL IDeAS facility</p> <p>Individual Shareholders holding Securities in Demat Mode with NSDL</p>	<ol style="list-style-type: none"> Existing IDeAS user can visit the e-Services website of NSDL Viz., https://eservices.nsdl.com either on a Personal Computer or on a mobile. On the e-Services home page click on the “Beneficial Owner” icon under “Login” which is available under ‘IDeAS’ Section this will prompt you to enter your existing User ID and Password. After successful authentication, you will be able to see e-Voting services under Value added services. Click on “Access to e-Voting” under e-Voting services and you will be able to see e-Voting page. Click on company name or e-Voting service provider i.e., NSDL and you will be re-directed to e-Voting website of NSDL for casting your vote during the e-Voting period. If you are not Registered for IDeAS e-Services, option to register is available at https://eservices.nsdl.com. Select “Register Online for IDeAS Portal” or click at https://eservices.nsdl.com/SecureWeb/IdeasDirectReg.jsp Visit the e-Voting website of NSDL. Open web browser by typing the following URL: https://www.evoting.nsdl.com/ either on a Personal Computer or on a mobile. Once the home page of e-Voting system is launched, click on the icon “Login” which is available under ‘Shareholder / Member’ section. A new screen will open. You will have to enter your User ID (i.e. your sixteen digit demat account number hold with NSDL), Password / OTP and a verification code as shown on the screen. After successful authentication, you will be redirected to NSDL Depository site wherein you can see e-Voting page. Click on company name or e-Voting service provider i.e. NSDL and you will be redirected to e-Voting website of NSDL for casting your vote after the meeting. Shareholders / Members can also download NSDL Mobile App “NSDL Speede” facility by scanning the QR code mentioned below for seamless voting experience. <ol style="list-style-type: none"> Existing users who have opted for Easi / Easiest, they <div style="border: 1px solid black; padding: 10px; margin-top: 10px;"> <p style="text-align: center;">NSDL Mobile App is available on</p> <div style="display: flex; justify-content: space-around; align-items: center;"> <div style="text-align: center;">  <p>App Store</p> </div> <div style="text-align: center;">  <p>Google Play</p> </div> </div> <div style="display: flex; justify-content: space-around; margin-top: 10px;">   </div> </div>

Type of shareholders	Login Method
Individual Shareholders holding Securities in Demat Mode with CDSL	<p>can login through their User ID and Password. Option will be made available to reach e-Voting page without any further authentication. The URL for users to login to Easi / Easiest are https://web.cdslindia.com/myeasi/home/login or www.cdslindia.com and click on New System Myeasi.</p> <ol style="list-style-type: none"> After successful login of Easi / Easiest the user will be also able to see the E Voting Menu. The Menu will have links of (e-Voting Service Provider) i.e., NSDL. Click on NSDL to cast your vote. If the User is not registered for Easi / Easiest, option to register is available at https://web.cdslindia.com/myeasi/Registration/EasiRegistration Alternatively, the User can directly access e-Voting page by providing Demat Account Number and PAN No. from a e-Voting link in www.cdslindia.com home page. The system will authenticate the user by sending OTP on registered Mobile & e-mail as recorded in the Demat Account. After successful authentication, user will be provided link.
Individual Shareholders (holding securities in Demat Mode) login through their Depository Participants.	<ol style="list-style-type: none"> You can also login using the login credentials of your Demat Account through your Depository Participant registered with NSDL / CDSL for e-Voting facility. Once logged in, you will be able to see e-Voting option. Once you click on e-Voting option, you will be redirected to NSDL / CDSL Depository Site after successful authentication, wherein you can see e-Voting feature. <p>Click on options available against Company name or e-Voting Service Provider-NSDL and you will be redirected to e-Voting website of NSDL for casting your vote during the remote e- Voting period or joining virtual meeting & voting after the meeting.</p>

Important note:

Members who are unable to retrieve User ID / Password are advised to use Forget User ID and Forget Password option available at above mentioned website.

Helpdesk for Individual Shareholders holding Securities in Demat Mode for any technical issues related to login through Depository i.e., NSDL and CDSL.

Login type	Helpdesk details
Individual Shareholders holding Securities in Demat Mode with NSDL	Members facing any technical issue in login can contact NSDL helpdesk by sending a request at evoting@nsdl.co.in or call at toll free no.: 1800 1020 990 and 1800 22 44 30
Individual Shareholders holding Securities in Demat Mode with CDSL	Members facing any technical issue in login can contact CDSL helpdesk by sending a request at helpdesk.evoting@cdslindia.com or contact at 022 - 23058738 or 022 - 23058542-43

A) Login Method for e-Voting and joining virtual meeting for Shareholders other than Individual Shareholders holding Securities in Demat Mode and Shareholders holding Securities in Physical Mode.

How to Log-in to NSDL e-Voting website?

1. Visit the e-Voting website of NSDL. Open web browser by typing the following URL: <https://www.evoting.nsdl.com> either on a Personal Computer or on a Mobile.
2. Once the home page of e-Voting system is launched, click on the icon "Login" which is available under 'Shareholder / Member' section.
3. A new screen will open. You will have to enter your User ID, your Password / OTP and a Verification Code as shown on the screen.

Alternatively, if you are registered for NSDL e-services i.e., IDeAS, you can log-in at <https://eservices.nsdl.com/> with your existing IDeAS login. Once you log-in to NSDL e-services after using your log-in credentials, click on e-Voting and you can proceed to Step 2 i.e., Cast your vote electronically.

4. Your User ID details are given below :

Manner of holding Shares i.e., Demat (NSDL or CDSL) or Physical	Your User ID is:
a) For Members who hold shares in Demat Account with NSDL	8 Character DP ID followed by 8 Digit Client ID For example if your DP ID is IN300*** and Client ID is 12***** then your user ID is IN300***12*****.
b) For Members who hold shares in Demat Account with CDSL	16 Digit Beneficiary ID For example if your Beneficiary ID is 12***** then your user ID is 12*****
c) For Members holding Shares in Physical Form.	EVEN Number (to be included) followed by Folio Number registered with the Company For example if folio Number is 001*** and EVEN is 130382 then user ID is 130382001***

5. Password details for Shareholders other than Individual Shareholders are given below:
 - a) If you are already registered for e-Voting, then you can use your existing Password to login and cast your vote.
 - b) If you are using NSDL e-Voting system for the first time, you will need to retrieve the 'initial password' which was communicated to you. Once you retrieve your 'initial password', you need to enter the 'initial password' and the System will force you to change your password.
 - c) How to retrieve your 'initial password'?
 - (i) If your email ID is registered in your Demat Account or with the Company, your 'initial password' is communicated to you on your email. Trace the email sent to you from NSDL from your mailbox. Open the email and open the attachment i.e., a '.pdf file'. Open the '.pdf file'. The password to open the '.pdf file' is your 8 digit client ID for NSDL Account, last 8 digits of client ID for CDSL Account or Folio Number for Shares held in Physical Form. The pdf file contains your 'User ID' and your 'initial Password'.
 - (ii) If your email ID is not registered, please follow steps mentioned below in 'Process for those Shareholders whose email IDs are not registered'.

6. If you are unable to retrieve or have not received the "Initial password" or have forgotten your password:
 - a) Click on "**Forgot User Details / Password?**"(If you are holding shares in your Demat Account with NSDL or CDSL) option available on www.evoting.nsdl.com.
 - b) **Physical User Reset Password?**" (If you are holding shares in physical mode) option available on www.evoting.nsdl.com.
 - c) If you are still unable to get the password by aforesaid two options, you can send a request at evoting@nsdl.co.in mentioning your Demat Account Number / Folio Number, PAN, Name and Registered Address etc.,.
 - d) Members can also use the OTP (One Time Password) based login for casting the votes on the e-Voting system of NSDL.
7. After entering your Password, tick on Agree to "**Terms and Conditions**" by selecting on the check box.
8. Now, you will have to click on "**Login**" button.
9. After you click on the "**Login**" button, Home page of e-Voting will open.

Step 2: Cast your Vote Electronically and join General Meeting on NSDL e-Voting system.

How to cast your vote electronically and join General Meeting on NSDL e-Voting system?

1. After successful login at Step 1, you will be able to see all the companies "EVEN" in which you are holding Shares and whose voting cycle and General Meeting is in active status.
2. Select "**EVEN**"130382 of the Company for which you wish to cast your vote during the remote e- Voting period and casting your vote during the General Meeting. For joining virtual meeting, you need to click on "VC/ OAVM" link placed under "Join General Meeting".
3. Now you are ready for e-Voting as the Voting page opens.
4. Cast your vote by selecting appropriate options i.e. assent or dissent, verify / modify the number of shares for which you wish to cast your vote and click on "**Submit**" and also "**Confirm**" when prompted.
5. Upon confirmation, the message "**Vote cast successfully**" will be displayed.
6. You can also take the printout of the **Votes Cast** by you by clicking on the print option on the Confirmation Page.
7. Once you Confirm your vote on the resolution, you will not be allowed to modify your vote.

Process for those Shareholders whose email IDs are not Registered with the Depositories for procuring User ID and Password and Registration of e-mail IDs for e-Voting for the Resolutions set out in this notice:

1. In case Shares are held in Physical mode please Provide Folio No., Name of Shareholder, Scanned copy of the Share Certificate (Front and Back), PAN (Self-Attested Scanned Copy of PAN card), AADHAAR (Self-Attested Scanned Copy of Aadhaar Card) by email to kalyan@integrated.co.in.
2. In case shares are held in Demat Mode, Please provide DPID-CLID (16 digit DPID + CLID or 16 Digit Beneficiary ID), Name, Client Master or copy of Consolidated Account Statement, PAN (Self-Attested Scanned copy of PAN card), AADHAAR (Self-Attested Scanned Copy of Aadhaar Card) to kalyan@integrated.co.in. If you are an Individual Shareholders Holding Securities in Demat Mode, you are Requested to refer to the Login Method explained at step 1 (A) i.e., Login method for e-Voting and joining virtual meeting for Individual Shareholders Holding Securities in Demat Mode.
3. Alternatively member may send an e-mail request to evoting@nsdl.co.in for obtaining User ID and Password by proving the details mentioned in Point (1) or (2) as the case may be.

THE INSTRUCTIONS FOR MEMBERS FOR e-VOTING ON THE DAY OF THE AGM ARE AS UNDER:

1. The procedure for e-Voting on the day of the AGM is same as the instructions mentioned above for remote e-Voting.
2. Only those Members / Shareholders, who will be present in the AGM through VC / OAVM facility and have not casted their vote on the Resolutions through remote e-Voting and are otherwise not barred from doing so, shall be eligible to vote through e-Voting system in the AGM after the conclusion of AGM till expiry of 30 minutes.
3. Members who have voted through Remote e-Voting will be eligible to attend the AGM. However, they will not be eligible to vote at the AGM.

The details of the person who may be contacted for any grievances connected with the facility for eVoting on the day of the AGM shall be the same person mentioned for Remote e-Voting.

INSTRUCTIONS FOR MEMBERS FOR ATTENDING THE AGM THROUGH VC / OAVM ARE AS UNDER:

1. Member will be provided with a facility to attend the AGM through VC / OAVM through the NSDL e- Voting system. Members may access by following the steps mentioned above for Access to **NSDL e-Voting system**. After successful login, you can see link of "**VC / OAVM link**" placed under "**Join General meeting**" menu against Company Name. You are requested to click on VC / OAVM link placed under Join General Meeting menu. The link for VC / OAVM will be available in Shareholder / Member login where the EVEN of Company will be displayed. Please note that the members who do not have the User ID and Password for e-Voting or have forgotten the User ID and Password may retrieve the same by following the remote e-Voting instructions mentioned in the notice to avoid last minute rush.
2. The Members can join the AGM in the VC / OAVM mode 15 minutes before and after the scheduled time of the commencement of the Meeting by following the procedure mentioned in the Notice.
3. Members are encouraged to join the Meeting through Laptops for better experience.
4. Further, Members will be required to allow Camera and use Internet with a good speed to avoid any disturbance during the meeting.
5. Shareholders may post their questions by email addressed to secretarial@kcpsugar.com not less than 2 days before the date of Annual General Meeting by providing relevant Membership details for the purpose of identification including Name, Folio Number / Client ID / DP ID and the same will be addressed by the Company in the Annual General Meeting, suitably.
6. Members who need assistance before or during the AGM, can contact NSDL on evoting@nsdl.com or use Toll free No.1800 - 22 - 990 or Contact Mr. Amit Vishal, Senior Manager, NSDL at the designated email ID: evoting@nsdl.com or amitv@nsdl.com or Telephone No. 022 - 24994360 or Contact Ms. Pallavi Mhatre, Manager, NSDL at the designated email ID: evoting@nsdl.com or pallavid@nsdl.co.in or at Telephone No.022 - 24994545.

I. Other Information:

It is strongly recommended not to share your password with any other person and take utmost care to keep your password confidential. Login to the e-Voting website will be disabled upon five unsuccessful attempts to key in the correct password. In such an event, you will need to go through the "**Forgot User Details / Password?**" or "**Physical User Reset Password?**" option available on www.evoting.nsdl.com to reset the password.

In case of any queries, you may refer the Frequently Asked Questions (FAQs) for Shareholders and e-Voting user manual for Shareholders available at the download section of www.evoting.nsdl.com or call on toll free no.: 1800 - 222 - 990 or send a request to (Name of NSDL Official) at evoting.nsdl.co.in.

If you are already registered with NSDL for e-Voting then you can use your existing User ID and Password / PIN for casting your vote.

You can also update your mobile number and e-mail id in the user profile details of the folio which may be used for sending future communication(s).

(Explanatory Statement pursuant to Section 102 of the Companies Act, 2013:**Item No. 4: Minimum Remuneration paid to Ms. Irmgard Velagapudi, Managing Director of the Company:**

Ms. Irmgard Velagapudi, Managing Director, has been paid Minimum Remuneration by way of Salary and Perquisites for the period 01/04/2023 to 31/03/2024 being the fourth financial year of inadequate profits during her tenure covering 29/03/2020 to 28/03/2025. On finalization of Accounts, for the Financial Year 2023-2024, it was ascertained that the Company has sustained loss for the said Financial Year. As per Schedule V of the Companies Act, 2013, Minimum Remuneration can be paid for a period not exceeding three years, during the years of inadequate profits falling under the tenure of the director.

However, in terms of Section 197(10) of the Companies Act, 2013, the Minimum Remuneration paid to Managerial Personnel beyond the said period of three years may be ratified by the Shareholders by passing a Special Resolution.

The Nomination and Remuneration Committee of the Board of Directors of the Company has recommended the ratification of the payment of the Minimum Remuneration paid for the Financial Year 2023-2024 to the Managing Director and the said recommendation of Nomination and Remuneration Committee is approved by the Board at its Meeting held on 29/05/2024. Now the matter is place before the Shareholders for ratification of payment of Minimum Remuneration to the Managing Director for the Financial Year 2023-2024.

Though the Company is a standalone Sugar Industry, the Company has achieved an excellent track record by following strict financial discipline and has built up excellent rapport with agrarian community at large in the command area and employees, in particular. The industrial relations are absolutely cordial. In spite of the cyclical nature of the Sugar Industry which is facing down trend, the Company is able to withstand the difficult times and maintain liquidity at good standards under the able guidance of the Management.

Ms. Irmgard Velagapudi is interested in the resolution set out in Item No. 4 of the Notice of Annual General Meeting. None of the other Directors and Key Managerial Personnel of the Company except Ms. Kiran Velagapudi and Mr. Vinod R. Sethi, Executive Chairman being relatives, is deemed to be concerned in the said Item No. 4.

Item No. 5: Minimum Remuneration paid to Mr. Vinod R. Sethi (DIN: 00106598) as Executive Chairman of the Company:

Mr. Vinod R. Sethi, Executive Chairman, has been paid Minimum Remuneration by way of Salary and Perquisites for the period 01/04/2023 to 31/03/2024 being the fourth financial year of inadequate profits during her tenure covering 08/04/2020 to 07/04/2025. On finalization of Accounts, for the Financial Year 2023-2024, it was ascertained that the Company has sustained loss for the said Financial Year. As per Schedule V of the Companies Act, 2013, Minimum Remuneration can be paid for a period not exceeding three years, during the years of inadequate profits falling under the tenure of the director.

However, in terms of Section 197(10) of the Companies Act, 2013, the Minimum Remuneration paid to Managerial Personnel beyond the said period of three years may be ratified by the Shareholders by passing a Special Resolution.

The Nomination and Remuneration Committee of the Board of Directors of the Company has recommended the ratification of the payment of the Minimum Remuneration paid for the Financial Year 2023-2024 to the Executive Chairman and the said recommendation of Nomination and Remuneration Committee is approved by the Board at its Meeting held on 29/05/2024. Now the matter is place before the Shareholders for ratification of payment of Minimum Remuneration to the Executive Chairman for the Financial Year 2023-2024.

Though the Company is a standalone Sugar Industry, the Company has achieved an excellent track

record by following strict financial discipline and has built up excellent rapport with agrarian community at large in the command area and employees, in particular. The industrial relations are absolutely cordial. In spite of the cyclical nature of the Sugar Industry which is facing down trend, the Company is able to withstand the difficult times and maintain liquidity at good standards under the able guidance of the Management.

Mr. Vinod R. Sethi is interested in the resolution set out in Item No. 5 of the Notice of Annual General Meeting. None of the other Directors and Key Managerial Personnel of the Company except Ms. Kiran Velagapudi, Executive Director and Ms. Irmgard Velagapudi, Managing Director being relatives, is deemed to be concerned in the said Item No. 5.

Item No. 6: Remuneration of Cost Auditor:

The Board of Directors, on the recommendations of Audit Committee, has approved the appointment and remuneration of M/s. SRR & Associates, Cost Accountants, Chennai (FRN 000992) as Cost Auditor of the Company to conduct the audit the cost records of the Company for the financial year ending 31/03/2025.

The Products which are subject to Cost Audit at the Unit of the Company at Vuyyuru, Krishna District, Andhra Pradesh is as given below:

- (i) Sugar
- (ii) Electricity
- (iii) Industrial Alcohol
- (iv) Bio-Fertilisers
- (v) Calcium Lactate
- (vi) Carbon dioxide

Pursuant to Rule 14 of Companies (Audit and Auditors) Rules, 2014, the remuneration of a sum of Rs.2,00,000/- (Rupees Two Lakhs Only), exclusive of applicable GST and reimbursement of travel and out of pocket expenses payable to Cost Auditor for conducting Cost Audit for the financial year ending 31/03/2025, as approved by the Board of Directors of the Company based on the recommendation of the Audit Committee, is placed before the Members of the Company for ratification.

The Firm has confirmed that its appointment is within the limits of section 148 of the Companies Act, 2013 and has also certified that the Firm is free from any disqualification specified under section 148 of the Companies Act, 2013. The Audit Committee has also received a Certificate from the said Firm certifying its independence and arms length relationship with the Company.

The Board recommends the resolution to be passed as an Ordinary Resolution.

None of the Directors and Key Managerial Personnel of the Company is deemed to be concerned or interested in Item No.4 of the Notice of the Annual General Meeting.

// BY ORDER OF THE BOARD //

Place: Chennai
Date: 29/05/2024

VINOD R. SETHI
EXECUTIVE CHAIRMAN
DIN: 00106598

DIRECTORS' REPORT

Your Directors have pleasure in presenting the 29th Annual Report containing the Audited Financial Statements of the Company for the Financial Year ended 31st March, 2024.

1. FINANCIAL RESULTS:

Performance		For the Financial Year ended 31/03/2024	For the Financial Year ended 31/03/2023
Operational Performance	Cane Crushed (in Metric Tonnes)	4,36,469	4,68,743
	Sugar Bagged (in Quintals)	3,68,680	4,22,757
Financial Performance (Rs. in Lakhs)	Turnover	29,254.45	22,192.53
	Other Income	6,253.06	6,485.99
	Profit / (Loss) before Tax	6,643.53	5,907.04
	Profit / (Loss) after Tax	5,626.48	4,953.47
	Other Comprehensive Income	34.57	(16.71)
	Total Profit / (Loss)	5,661.05	4,936.76
	Earnings per Share (in Rs.)	4.96	4.37

2. PERFORMANCE:

During the Financial Year under review your Company has recorded a Turnover of Rs. 29,254.45 Lakhs (Previous Year Rs. 22,192.53 Lakhs). The Profit / (Loss) before Finance Cost and Depreciation is Rs. 8,221.30 Lakhs. Profit / (Loss) before Tax is Rs.6,643.53 Lakhs. The Profit / (Loss) after Tax is Rs. 5626.48 Lakhs.

3. DIVIDEND:

The Board of Directors recommends a dividend of Re.0.20 per Equity Share of Face Value of Re.1/- each in the Paid-up Share Capital of the Company for the year ended 31/03/2024 same as the previous year. The dividend recommended, if approved by the Shareholders at the ensuing Annual General Meeting will be paid by the Company within the stipulated time.

4. SHARE CAPITAL AND RESERVES:

The Share Capital of the Company is Rs.1,133.85 Lakhs. During the year under review, your Company has not issued any type of Shares. Hence, there is no change in the share capital of the Company.

The total **Reserves and Surplus** stood at Rs. 35,854.33 Lakhs as on 31/03/2024 as against Rs. 30420.05 Lakhs as on 31/03/2023.

5. SUBSIDIARY COMPANIES:

Your Company has two Wholly-Owned Subsidiaries, viz, The Eimco - K.C.P. Limited and KCP Sugars Agricultural Research Farms Limited. Both the Wholly-Owned Subsidiaries are Unlisted Companies. The Eimco - K.C.P. Limited is a Material Subsidiary of the Company, in terms of Regulation 16 (1) (c) of SEBI (Listing Obligations and Disclosure Requirements) Regulations, 2015. There has been no material change in the nature of business of the Subsidiaries.

A Statement containing Salient Features of the Financial Statements of the Subsidiary Companies in Form – AOC – 1 is annexed hereto as '**Schedule - I**'.

6. MANAGEMENT DISCUSSION AND ANALYSIS REPORT:

A comprehensive discussion and analysis of the outlook of Industry and the financial and operational performance of the Company is contained in the Management Discussion and Analysis Report, annexed hereto as '**Schedule - II**'.

7. CORPORATE GOVERNANCE REPORT:

Pursuant to Regulation 34 (3) read with Schedule V of SEBI (Listing Obligations and Disclosure Requirements) Regulations, 2015, Report on Corporate Governance along with the Compliance Certificate confirming the compliance of conditions of Corporate Governance given by the Statutory Auditor of the Company is annexed hereto as '**Schedule - III**'.

8. CONSERVATION OF ENERGY, TECHNOLOGY ABSORPTION, FOREIGN EXCHANGE EARNINGS AND OUTGO:

Information relating to Conservation of Energy, Technology Absorption, Foreign Exchange Earnings and Outgo, as required under Section 134 (3) (m) of the Companies Act, 2013 read with Rule 8 of the Companies (Accounts) Rules, 2014, is annexed hereto as '**Schedule – IV**'.

9. CORPORATE SOCIAL RESPONSIBILITY (CSR):

The details of CSR Policy of the Company and the measures / activities taken by the Company on CSR during the Financial Year under review, as required under Rule 8 of the Companies (Corporate Social Responsibility Policy) Rules, 2014, is annexed hereto as '**Schedule – V**'.

10. DISCLOSURE ON REMUNERATION OF DIRECTORS AND EMPLOYEES:

Disclosure as required under Section 197 (12) of the Companies Act, 2013 read with Rule 5 of the Companies (Appointment and Remuneration of Managerial Personnel) Rules, 2014 relating to details of remuneration of directors and certain employees, is annexed hereto as '**Schedule – VI**'. The remuneration paid to the Directors and Key Managerial Personnel is as per the Nomination and Remuneration Policy of the Company.

11. PARTICULARS OF CONTRACTS OR ARRANGEMENTS WITH RELATED PARTIES:

During the financial year, all the related party transactions entered by the Company were normal business transactions in the ordinary course of business and on arm's length basis and there were no transactions requiring approval of the Shareholders. However, prior approval of the Audit Committee was sought for entering into the Related Party Transactions as required under Companies Act, 2013 read with rules made thereunder and Regulation 23 (2) of SEBI Listing Regulations, 2015. Further, the details of Related Party Transactions entered into by the Company pursuant to each of the omnibus approvals given are also placed before the Audit Committee for its review on a quarterly basis. During Financial Year 2023 - 2024, there were no material related party transactions in terms of Regulation 23 of the SEBI Listing Regulations, 2015.

Pursuant to Section 134 (3) (h) of the Companies Act, 2013 and Rule 8 (2) of the Companies (Accounts) Rules, 2014, Disclosure of Particulars of Contracts / Arrangements entered into by the Company with the related parties in terms of Section 188 (1) of the Companies Act, 2013 in Form AOC - 2, is annexed hereto as '**Schedule – VII**'.

12. SECRETARIAL AUDIT:

The Board of Directors of the Company in its Meeting held on 29/05/2023, appointed Ms. Rajashree Santhanam, Practising Company Secretary as Secretarial Auditor for the Financial Year 2023 - 2024.

In pursuance of Section 204 of the Companies Act, 2013, the Secretarial Audit Report of the Company, is annexed hereto as '**Schedule VIII**'.

The Secretarial Audit Report for the Financial Year 2023 - 2024 does not contain any adverse remark, qualification or reservation or disclaimer which requires any explanation / comments by the Board. The Secretarial Audit Report is forming part of this Annual Report.

13. SECRETARIAL STANDARDS:

Pursuant to Section 118 (10) of the Companies Act, 2013, the Company observes Secretarial Standards with respect to General and Board Meetings, prescribed by the Institute of Company Secretaries of India.

14. ACCOUNTING STANDARDS:

The Company adheres to the Accounting Standards as applicable to it and there are no deviations, in this respect.

15. UNCLAIMED SUSPENSE ACCOUNT:

Particulars of Unclaimed Shares	No. of Shareholders	*No. of Shares
Aggregate Number of Shareholders and the Outstanding Shares in the Suspense Account lying as on 01/04/2023	8	8630
Number of Shares transferred to Unclaimed Securities suspense account.	1	500
Number of Shareholders who approached the Company for transfer of Shares from Suspense Account during the period.	0	0
Number of Shares transferred from Unclaimed Securities Suspense Account to Investor Education and Protection Fund during the period	0	0
Aggregate Number of Shareholders and the Outstanding Shares in the Suspense Account lying as on 31/03/2024	9	9130

*The voting rights on these shares (mentioned above) remain frozen till the rightful owner of such shares claims the shares.

16. DIVIDEND DISTRIBUTION POLICY:

The objective of the Dividend Distribution Policy is to ensure right balance between the quantum of dividend paid and amount of profits to be retained in the business for various purposes. Towards this objective, the following key parameters are considered for declaration of dividend:

(i) Internal Factors (Financial Parameters):

- Net Operating Profit after Tax;
- Working Capital Requirements;
- Capital Expenditure Requirements;
- Cash required to meet contingencies;
- Outstanding Borrowings; and
- Past Dividend Trends.

(ii) External factors:

- Statutory requirements under applicable law for the time being in force; and

➤ Dividend Payout Ratios of companies in the same Industry.

17. PARTICULARS OF LOANS, GUARANTEES OR INVESTMENTS AS REQUIRED UNDER SECTION 186 OF THE COMPANIES ACT, 2013:

No loan / guarantee / investment is given / made by the Company, in terms of Section 186 of the Companies Act, 2013 during the Financial Year 2023 - 2024.

18. CASH FLOW STATEMENT:

In compliance with the provisions of Section 134 of Companies Act, 2013 and Regulation 34 (2) (c) of SEBI (Listing Obligations and Disclosure Requirements) Regulations, 2015, the Cash Flow Statement for the financial year ended 31st March, 2024 forms part of this Annual Report.

19. MATERIAL CHANGES AND COMMITMENT:

There is no change in the nature of business of the Company during the Financial Year under review. There are no material changes or commitments affecting the financial position of the Company occurred between the end of the financial year (31/03/2024) and the date of Directors' Report.

20. BOARD MEETINGS:

The Board of Directors met 4 (four) times during the financial year ended 31st March, 2024 i.e., 29/05/2023, 19/07/2023, 08/11/2023 and 09/02/2024.

The gap between the Board meetings was within the maximum period prescribed under the Companies Act, 2013 and SEBI (Listing Obligations and Disclosure Requirements) Regulations, 2015 and as amended and notified from time to time.

Detailed statement of attendance of directors at the Board Meetings and other meeting of all Committees held during the financial year ended 31st March, 2024 are given in the Corporate Governance report which is forming part of this Annual Report.

21. ANNUAL RETURN

As per Section 92(3) of the Companies act, 2013, Annual return of the Company is disclosed on Company's website under the web-link: <https://www.kcpsugar.com/>

22. CHANGE IN DIRECTORS AND KEY MANAGERIAL PERSONNEL:

i. Retirement by Rotation and Re-appointments

Pursuant to Section 152 (6) (c) of Companies Act, 2013, Ms. Kiran Velagapudi, Director of the Company who retires by rotation and being eligible for re- appointment, offers herself for re- appointment as a Director of the company and the same is being placed before the 29th Annual General Meeting for approval of shareholders of the Company.

23. AUDIT COMMITTEE:

Pursuant to Section 177 (8) of Companies Act 2013, the Company has constituted an Audit Committee. The particulars of composition of the Audit Committee, meetings held during the year and other particulars have been detailed in the Corporate Governance Report forming part of this Annual Report.

24. DETAILS OF RECOMMENDATIONS OF AUDIT COMMITTEE WHICH WERE NOT ACCEPTED BY THE BOARD ALONG WITH REASONS:

The Audit Committee generally makes certain recommendations to the Board of Directors of the Company during their meetings held to consider any financial results (Unaudited and Audited) and such other matters placed before the Audit Committee as per the provisions of Companies Act, 2013 and SEBI (Listing Obligations and Disclosure Requirements) Regulations, 2015 from time to time. During the year the Board of Directors has considered all the recommendations made by the

Audit Committee and has accepted and carried on the recommendations suggested by the Committee to its satisfaction. Hence, there are no recommendations which were unaccepted by the Board of Directors of the Company during the year under review.

25. **STATUTORY AUDITOR:**

M/s. B.Purushottam & Co., Chartered Accountants, Chennai (FRN: 002808S) is the Statutory Auditor of the Company for the Financial Year under review and holds office upto the conclusion of 32nd Annual General Meeting of the Company.

The Statutory Auditor was originally appointed at the 27th Annual General Meeting of the Company held on 28/09/2022 for a period of five years from the conclusion of 27th Annual General Meeting upto the conclusion of 32nd Annual General Meeting.

The Report of the Statutory Auditor on the Financial Statements of the Company is annexed to this Annual Report. There are no qualifications or reservations or observations or adverse remarks or disclaimers in the said Statutory Auditor's Report at such remuneration in addition to applicable taxes.

26. **COST AUDIT :**

The Company is required to maintain Cost Records, in terms of Section 148 (1) of the Companies Act, 2013 and the Company maintains such Cost Records, in terms of applicable law. The Cost Auditor, M/s. SRR & Associates for the Financial Year 2023 - 2024, had conducted Cost Audit of Products of the Company such as Sugar, Electricity, Industrial Alcohol, Bio-Fertilisers, Calcium Lactate, Carbon dioxide at Vuyyuru, Krishna District, Andhra Pradesh. The Cost Audit Reports are duly filed with the Ministry of Corporate Affairs.

The Board of Directors of the Company based on the recommendation of Audit Committee, has appointed M/s. SRR & Associates, Cost Accountants, Chennai (FRN 000992) as Cost Auditor of the Company for conducting Cost Audit for the Financial Year ending 31/03/2024.

In terms of Section 148 read with Section 141 of the Companies Act, 2013, M/s.SRR & Associates has confirmed that the Firm satisfies the eligibility conditions, prescribed therein and not disqualified in any way for appointment as Cost Auditor of the Company. The said Firm has also given a Certificate on its independence and arms length relationship with the Company.

27. **INTERNAL AUDIT :**

Pursuant to Section 138 (1) of the Companies Act, 2013, the Company had appointed G. Natesan & Co., Chartered Accountants (FRN: 002424S) as Internal Auditor of the Company to conduct internal audit for the Financial Year 2023 - 2024. The Internal Auditor has submitted his reports to the Audit Committee and Board of Directors of the Company, periodically.

28. **CREDIT RATINGS:**

- CARE Ratings Limited has given the Credit Ratings of your Company as '**CARE A-; Stable**' (**Single A Minus; Outlook: Stable**) for Long Term Bank Facilities, '**CARE A2+**' (**A Two Plus**) for Short Term Bank Facilities and '**CARE A-; Stable**' (**Single A Minus; Outlook: Stable**) for Fixed Deposit Programme.
- ICRA Ratings Limited has given the Credit Ratings of your Company as '**ICRA BBB+; Stable**' for Long Term Bank Facilities, '**ICRA A2+**' (**A Two Plus**) for Short Term Bank Facilities and Fixed Deposit Programme.

29. **ISO CERTIFICATION:**

Your Company continued to be certified with ISO 14001:2015, ISO 9001:2015 and OHSAS 45001:2018 for manufacture of sugar and derivatives thereof, distillery products, calcium lactate, bio-fertilizers, solid and liquid carbon dioxide,mycorrhiza, cogeneration of electricity and associated activities by Lloyd's Register Quality Assurance Limited.

30. FIXED DEPOSITS :

As on 31/03/2024, the amount of Deposits held by the Company stands at Rs.6,282.42 Lakhs (including Unclaimed Deposits) as against Rs.7,113.69 Lakhs as on 31/03/2023. Deposits accepted during the Financial Year under review is Rs.376.36 Lakhs. As at 31/03/2024, the Matured and Unclaimed Deposits stands at Rs.174.45 Lakhs in respect of 106 Deposits.

31. TRANSFERS TO THE INVESTOR EDUCATION AND PROTECTION FUND (IEPF):

Pursuant to Section 124 of the Companies Act, 2013 ("the Act") read with the Investor Education and Protection Fund Authority (Accounting, Audit, Transfer and Refund) Rules, 2016 ("The Rules"), all unpaid or unclaimed dividends are required to be transferred by the Company to the Investor Education and Protection Fund (IEPF) established by the Central Government, after completion of seven consecutive years from the date of transfer of such amount to unpaid dividend account. Further, according to the Rules, the shares in respect of which dividend has not been paid or claimed for seven consecutive years or more shall also be transferred to the demat account of IEPF Authority.

During this year 119,793 shares in respect of unclaimed dividend and dividend amount of Rs.37,90,304.60 pertaining to the year 2016 - 17 were liable to be transferred to the IEPF authority and your Company has duly complied with the requirements.

As regards unpaid deposits, an amount towards interest of Rs.2,31,349 was transferred to the IEPF authority during the year under review.

Further, Members / claimants whose shares, and / or unclaimed dividend which have been transferred pertaining to the earlier financial years to the IEPF Demat Account or the Fund, as the case may be, may claim the shares or apply for refund of dividend by making an application to the IEPF Authority in Form IEPF-5 (available on <https://www.mca.gov.in/>) along with requisite fee as prescribed by the IEPF Authority from time to time.

32. DIRECTORS' RESPONSIBILITY STATEMENT :

Pursuant to Section 134 (3) (c) read with Section 134 (5) of the Companies Act, 2013, the Directors of your Company state as follows:

- (a) that in the preparation of the Annual Accounts, the applicable Accounting Standards have been followed and that there were no material departures there-from;
- (b) that the Directors had selected such accounting policies and applied them consistently and made judgments and estimates that are reasonable and prudent so as to give a true and fair view of the state of affairs of the Company at the end of the financial year, 31/03/2024 and of the Profit of the Company for that period;
- (c) that the Directors had taken proper and sufficient care for the maintenance of adequate accounting records in accordance with the provisions of the Companies Act, 2013 for safeguarding the assets of the Company and for preventing and detecting fraud and other irregularities;
- (d) that the Directors had prepared the Annual Accounts on a going concern basis;
- (e) that the Directors had laid down internal financial controls to be followed by the Company and that such internal financial controls are adequate and were operating effectively;
- (f) that the Directors had devised proper systems to ensure compliance with the provisions of all applicable laws and that such systems were adequate and operating effectively.

33 Consolidated Financial Statements

In accordance with Indian Accounting Standard (Ind AS) 110 of Institute of Chartered Accountants of India and Regulation 34(2) of the SEBI (Listing Obligations and Disclosure Requirements) Regulations 2015, the consolidated financial statements are prepared by the Company. The audited consolidated financial statements together with auditors' report for the financial year ended 31st March 2024 are attached with this annual report.

34. ACKNOWLEDGEMENT :

Your Directors would like to take this opportunity to express their deep sense of gratitude to the Shareholders, Cane Growers, Sugar Dealers, Business Associates, Depositors, Bankers, Institutions, Central and State Governments and also other Regulatory Authorities for their continued support and cooperation.

Your Directors place on record their sincere appreciation for the commitment, dedication and hard work of all the employees of the Company.

// BY ORDER OF THE BOARD//

Place : Chennai
Date : 29/05/2024

VINOD R.SETHI
EXECUTIVE CHAIRMAN
DIN: 00106598

AOC – 1 - STATEMENT CONTAINING SALIENT FEATURES OF THE FINANCIAL STATEMENTS OF SUBSIDIARIES OF THE COMPANY

[Pursuant to first proviso to Section 129 (3) of the Companies Act, 2013 read with Rule 5 of the Companies (Accounts) Rules, 2014]

Part – A - Subsidiaries

(Amount in Lakhs)

S. No.	Particulars	Name of the Subsidiaries	
		The Elmco - K.C.P. Limited	KCP Sugars Agricultural Research Farms Limited
1.	Date since when Subsidiary was acquired	01/04/1996	30/11/1998
2.	Reporting Period of the Subsidiary	April to March	April to March
3.	Reporting Currency	Indian Rupees	Indian Rupees
4.	Share Capital	60.00	225.00
5.	Reserves and Surplus	6,324.60	557.85
6.	Total Assets	9,501.78	797.44
7.	Total Liabilities	9,501.78	797.44
8.	Investments	3,651.35	663.81
9.	Total Income (Turnover and Other Income)	7,215.08	43.13
10.	Profit / (Loss) before Taxation	1,226.90	16.26
11.	Provision for Taxation	249.60	3.64
12.	Profit / (Loss) after Taxation	977.30	12.62
13.	Total Comprehensive Income	986.02	163.34
14.	Proposed Dividend (in %)	-	-
15.	Extent of Shareholding (in %)	100.00	100.00

// BY ORDER OF THE BOARD//

Place : Chennai
Date : 29/05/2024

VINOD R.SETHI
EXECUTIVE CHAIRMAN
DIN: 00106598

MANAGEMENT DISCUSSION AND ANALYSIS REPORT*[Pursuant to Regulation 34 (3) read with Schedule V of SEBI (LODR) Regulations, 2015]***1. INDUSTRY STRUCTURE AND DEVELOPMENTS:**

Sugar Industry is the second largest agro-based industry in India. It contributes significantly to the socio economic development of the nation. It impacts the livelihood of large number of farmers and their dependents. This industry is very incomparably self-reliant. Over the years it has proven to be one of the largest contributors to a nation's economy. The sustainability of Sugar Industry in India is largely dependent on supply and demand which often used to mismatch on account of its cyclicity. Sugarcane and sugar production are seasonal with substantial production cycle witnessed in the months of October to April.

The cyclic and seasonally driven factors in the industry are highly dependent on a stable Government policy and favourable sugar market dynamics which can aid towards improving sugar profitability. The Government has been in concerting efforts by encouraging diversion of excess sugarcane and sugar to ethanol for blending purposes which not only reduce import dependency on crude oil, but promote ethanol as a fuel that is indigenous and environment-friendly and will also enhance the income of sugarcane farmers. Government of India's thrust for ethanol production will enable the sugar millers to divert surplus sugar towards ethanol manufacturing, thus reducing the cyclicity in sugar business.

The Industry has also invented manufacturing of 'Green Manure' for application in agricultural fields in order to improve soil fertility and soil health management by partially removing the application of inorganic fertilisers. This Green Manure called bio compost is obtained from a waste product while manufacturing sugar namely, 'press mud'. Several micro nutrients and treated bio waste obtained from distillery effluent are applied on the said press mud to convert the same as Green Manure. This is gaining more importance in India as the said Green Manure has proven the improvement of soil fertility and development of eco-friendly atmosphere.

2. OPPORTUNITIES AND THREATS:**(i) Opportunities:**

The long term outlook for Sugar Industry remains positive and promising on account of:

- Growing robust and sustainable demand of ethanol will boost the revenue and profitability of Sugar Mills;
- Environmental friendly method of power generation adopted by Cogeneration Units equipped with high-pressure boilers and turbines intelligently uses the fuel to get optimum energy output; and
- Emphasize on bio-composting process by converting distillery discharge into organic matter combining with press mud for application in agriculture to enhance the fertility of the soil.

(ii) Threats:

The Sugar industry is at present confronted by the following threats;

- Risk of surge in sugar cane prices and harvesting expenses.
- Rising fuel prices and inadequate tariff would limit the prospect for standalone power production during off-season.

- Stressed finances and realization challenge for power dues.
- Rise in transportation costs could affect sugarcane growing and pricing.
- Cyclical nature of Sugar Industry and local climatic conditions will have an effect on the quantity and quality of sugar cane and result in uncertain Production Output & Short crushing season.

3. PRODUCT WISE PERFORMANCE:

(i) Sugar :

SEASON WISE PARTICULARS

Nature of Particulars	2023 – 2024	2022 – 2023
Crushing commenced on	16/12/2023	07/12/2022
Crushing completed on	10/03/2024	06/03/2023
No. of Days	85	90
Cane Crushed (in MT)	436469.112	468743.13
Sugar Bagged (in Qtls)	368680	422757
Recovery (in %)	8.50	9.02
Cane Price Paid (besides incentives and developmental activities) (in Rs.)	3064.75	2,966

FINANCIAL YEAR WISE PARTICULARS

Nature of Particulars	For the Financial Year ending	
	31/03/2024	31/03/2023
Season (From / To)	16/12/2023 to 10/03/2024	07/12/2022 to 06/03/2023
No. of Days	85	90
Cane Crushed (in MT)	436469.112	468743.13
Sugar Bagged (in Qtls)	368680	422757
Recovery (%)	8.50	9.02

(ii) Other Products:

Distillery Unit produced 65.41 Lakh Litres of Industrial / Anhydrous Alcohol for the year ended 31/03/2024 as against 44.76 Lakh Litres during the previous financial year. The said Unit sold 64.23 Lakh Litres of Industrial / Anhydrous Alcohol valued at Rs.3957.28 Lakhs during the year under review as against 44.21 Lakhs Litres valued at Rs. 2547.97 Lakhs during the previous year.

Cogeneration Unit produced 18,925 MW of Power during the year under review as against 21,120 MW of Power in the previous year. Total Export of Electrical Energy is 4,826 MW resulting

in Turnover of Rs.262.16 Lakhs during the year under review was against 6160 MW at a Turnover of Rs.323.38 Lakhs during the previous year.

Calcium Lactate Plant contributed Rs.428.11 Lakhs towards the Turnover of the Company during the year under review as against the Turnover of Rs.384.07 Lakhs during the previous year.

Bio-Fertilizer Plant contributed Rs.647.62 Lakhs towards the Turnover of the Company during the year under review as against the Turnover of Rs.738 Lakhs during the previous year.

Engineering Division contributed Rs.1219.33 Lakhs towards the Turnover of the Company during the year under review as against the Turnover of Rs.910.82 Lakhs during the previous year

Urad dal division contributed Rs.1150.94 Lakhs towards the turnover of the company.

4. **FUTURE OUTLOOK:**

The future outlook of Sugar Industry would depend on the following:

- Foresee opportunities in Ethanol production as Escalating ethanol price could more likely prompt relatively lower cane mix for sugar;
- To develop high breed varieties of sugarcane suitable for Indian climatic conditions and focus on vertical growth in sugarcane productivity;
- Invention of suitable sugarcane harvesting machine for Indian soil conditions and operable in fragmented land holdings;
- Sugar recovery should stay firm while product prices are expected to stay supportive;
- Swift adaptation of new cultivation method suitable for mechanised harvesting;
- Agro-climatic conditions in major sugar-producing States; and
- Permitting Green Energy producers to market directly to third parties.

5. **RISK MANAGEMENT:**

The Company has an effective Risk Management System under which all probable risks are periodically identified, assessed and acted upon to minimize and mitigate their impact. These processes are subject to periodical review by the Management. Some of the risks identified are enumerated below:

(i) **Raw Material Risk:**

Sugarcane being the main raw material for sugar, any disturbance in its timely availability will have a substantial impact on the operational cost. This in turn will have a significant adverse

effect since the market value does not factor the variable cost determined by the climatic conditions and the cane economics.

Mitigation Measure:

The Company always maintains a healthy relationship with its farmers. It is one among very few companies in Sugar Industry, paying its farmers within the stipulated time. The risk of short supply of raw material is mitigated to a larger extent by the goodwill and reputation for ethical dealings earned by the Company since inception. The experiments in farm mechanisation, drip irrigation, improved cane varieties, carefully monitored scheduling of cane planting and harvesting boost the confidence of the Company in mitigation of the risk.

(ii) Policy Risk:

The Sugar Industry is highly regulated by the Government of India by retaining the respective State Governments as monitoring agencies. Therefore, the performance of the Sugar Mills will depend on the policy decisions taken by such authorities from time to time.

Mitigation Measure:

The Company is a member of South India Sugar Mills Association (SISMA). The Company works closely with SISMA in the matter of developing appropriate policy recommendationsto the Governmentin line with the Industry needs. Formulation of policy on ethanol doping, review of cogeneration policy and review of sugar weightage in WPI are some of the issues addressed in close liaison with SISMA.

(iii) Cyclicity / Commodity Risk:

The sugar price mainly depends on the cyclicity of the sugar business which in turn affects the profitability. Sugar being a commodity traded across the world, its price is influenced by the various factors including the normal supply and demand.

Mitigation Measure:

The Company focuses on value-added downstream products and integrates sugar with electricity and alcohol thereby insulating itself against price risk.

6. INTERNAL FINANCIAL CONTROL SYSTEMS:

Internal financial controls laid down by the Board of Directors of the Company are adequate and operating effectively. The Company has a well-established internal control system in place to ensure smooth functioning of operations. The control mechanism involves well-documented policies, authorisation guidelines commensurate with the level of responsibility and standard operating procedures. The Internal Auditor periodically reviews and makes continuous assessments of the adequacy and effectiveness of the internal control systems. The Board of the Company, Audit Committee and the Management review the findings and recommendations of the Internal Auditor and take corrective action wherever necessary. The Company is committed in its endeavour to ensure an effective internal control environment that provides assurance on the effectiveness of operations, statutory compliances and reliability of financial reporting and security of assets.

7. HUMAN RESOURCES AND INDUSTRIAL RELATIONS:

As on 31/03/2024, the number of Employees on roll including Seasonal Employees is 516.

The human resource is an important asset which has played pivotal role in the performance and growth of the Company over the years. We aim to nurture careers and give recognition to each employees' efforts and performance. The relationship with employees of the Company continued to be harmonious and congenial during the Financial Year under review. The Company ensures high standards of safety for its employees and periodically conducts meetings to minimize operational hazards. The Company believes that Employees are the key to success and hence the Company proactively develops innovative and business focussed methods to attract, motivate, develop and retain talented and competitive manpower.

8. FINANCIAL PERFORMANCE & OPERATIONAL PERFORMANCE:

All relevant information with regard to financial and operational performance of the Company is as provided in Page No. 3 of this Annual Report.

/ BY ORDER OF THE BOARD//

Place : Chennai
Date : 29/05/2024

**VINOD R.SETHI
EXECUTIVE CHAIRMAN
DIN: 00106598**

REPORT ON CORPORATE GOVERNANCE

(Pursuant to Regulation 34 (3) read with Schedule V of SEBI (LODR) Regulations, 2015)

1. COMPANY'S PHILOSOPHY ON CODE OF GOVERNANCE:

The Company firmly believes in high standards of corporate governance and adheres to sound corporate practices, constantly striving to keep in place evolving system to cope up with the core standards of transparency, accountability and disclosure in true letter and spirit. The Company is deeply committed to effect and uphold the core values of corporate governance by adhering to law and ethical standards for sustainable development.

The Company's policies, practices and philosophy adopted since inception are in line with Corporate Governance. These policies and practices are periodically updated to ensure effective compliance. The composition of Board of Directors is well balanced with a view to manage the affairs of the Company efficiently and professionally.

2. BOARD OF DIRECTORS:

2.1 Composition and Other Disclosure of Compliances :

- In pursuance of Section 149 of the Companies Act, 2013 read with Regulation 17 of SEBI (Listing Obligations and Disclosure Requirements) Regulations, 2015, the Company maintains an optimum combination of Executive and Non-Executive Directors. The Board of the Company consists of seven members, with three Promoter Directors (Executive) and four Independent Directors. Two of the Whole-Time Directors are women.
- The day-to-day management of the Company rests with the Managing Director.
- The Independent Directors on the Board of the Company are experienced and competent persons from their respective fields. They take part actively at the Board Meetings and Committee Meetings of the Company which add value to the Board Process.
- None of the Directors on the Board of the Company is a Member of more than 10 Committees or act as Chairman of more than 5 Committees across all the Companies in which he / she is a Director and thus in compliance of Regulation 26 of SEBI (Listing Obligations and Disclosure Requirements) Regulations, 2015.
- None of the Directors on the Board of the Company are appointed as director in more than seven listed companies.
- None of the Directors on the Board of the Company serve as an independent director in more than seven listed companies.
- None of the Whole Time Directors of the Company serve as an independent director in more than three listed companies.
- No Independent Director of the Company is a relative as per Section 2(77) of any other Director of the Company.
- Independent Directors of the Company do not have any direct or indirect material pecuniary relationship with the Company and they meet all the criteria of independence as provided in Section 149 (6) of the Companies Act, 2013 and Rules made thereunder and Regulation 16 (1) (b) of SEBI (Listing Obligations and Disclosure Requirements) Regulations, 2015 and are in compliance with the Code for Independent Directors as per Schedule IV of the Companies Act, 2013 and Regulation 25 of SEBI (Listing Obligations and Disclosure Requirements) Regulations, 2015.
- All the Independent Directors have duly registered their names with the Data Bank of Independent Directors, in pursuance of Rule 6 of the Companies (Appointment and Qualification of Directors) Rules, 2014.
- None of the Directors of the Company have received any loans / advances from the Company during the year under review, in terms of Section 185 of the Companies Act, 2013.

2.2 Category of Directors of the Company and Directorships and Committee Memberships of Directors in other Companies:

S.No.	Name of the Director*	Category of Director	No. of Positions in other Companies		
			*Directorship	Chairmanship in Committees	Membership in Committees
1.	Mr.Vinod R.Sethi DIN:00106598	Promoter Executive	5	-	-
2.	Ms.Irmgard Velagapudi DIN:00091370	Promoter Executive	4	-	-
3.	Ms.Kiran Velagapudi DIN:00091466	Promoter Executive	4	-	-
4.	Dr.Vithal Rajan DIN:00021571	Independent Director	-	-	-
5.	Mr.M.S.V.M.Rao DIN:00432640	Independent Director	5	-	-
6.	Mr.Pratap K. Moturi DIN:00020630	Independent Director	1	-	-
7.	Mr.K.R.Advarahan DIN:00019844	Independent Director	4	-	-

* None of the Directors are director in any listed companies.

* Mr.Vinod R.Sethi, Ms.Irmgard Velagapudi and Ms.Kiran Velagapudi are relatives. Ms.Kiran Velagapudi and Mr.Vinod R.Sethi are the daughter and son in law, respectively, of Ms.Irmgard Velagapudi

2.3 Board Meetings:

- Totally Four Board Meetings were held during the Financial Year 2023 - 2024 in compliance with Section 173 of the Companies Act, 2013 and Regulation 17 of SEBI (Listing Obligations and Disclosure Requirements) Regulations, 2015.
- Dates on which such Board Meetings held were 29/05/2023, 19/07/2023, 08/11/2023 and 09/02/2024.
- There was no gap of more than 120 days between any two Board Meetings of the Company.
- All the Board Meetings of the Company were held through Video Conferencing.
- Annual General Meeting of the Company for the Financial Year 2022 - 2023 was held on 27/09/2023 through Video Conferencing.
- All the Directors were present in all the Board Meetings and Annual General Meeting.

2.4 Board Procedures:

Adequate Notice of every Board Meeting of the Company was given to every Director by email in terms of Section 173 (3) of the Companies Act, 2013. The Board Meetings are governed by well-structured Agenda containing necessary information and details, which is circulated well in advance. Issues emerging on exigencies are at times placed at the Board Meeting with prior approval of the Chairman of the Board Meeting and with the consent of all the Directors present at the Meeting.

Review of Compliance Report relating to all laws applicable to the Company, is being done periodically by the Board of Directors. Instances of non-compliances, if any, are noted by the

Board and appropriate remedial measures are taken. The information which are required to be placed before the Board of Directors in pursuance of Regulation 17 of SEBI (Listing Obligations and Disclosure Requirements) Regulations, 2015, are placed before the Board at regular intervals. An Action Taken Report on the resolutions passed / decisions taken at a Board Meeting of the Company is being placed before the Board of the Company in its next meeting.

The Board of Directors of the Company has laid down procedures to inform the Board Members about risk assessment and minimization procedures.

2.5 Board Evaluation:

A structured evaluation process covering various aspects of the functioning of the Directors on the Board of the Company including governance, performance of specific duties and obligations, attendance at Board Meetings and Committee Meetings, active participation, experience and competencies were drawn up and carried out. Performance of each individual Directors of the Company including the Chairman of the Board was evaluated.

A separate meeting of Independent Directors of the Company was convened on 09/02/2024 which reviewed the performance of the Board of the Company as a whole, the Non- Independent Directors and the Chairman of the Board.

The Performance Evaluation of each Independent Director of the Company was done by the Board of Directors of the Company as a whole, excluding the Independent Director being evaluated.

The performance evaluation of the Board of the Company was carried out based on the following parameters:

- Board's Structure and Composition;
- Establishment and Delineation of responsibilities to Committees;
- Efficacy of communication between Management and the Board of Directors of the Company;
- Effectiveness of Board Process, information dissemination and handling of the same and functioning of the Board of the Company.

2.6 Induction and Training of Board Members:

On induction to the Board, the concerned Director is been issued a Letter of Appointment which spells out in detail, the terms of appointment, duties, responsibilities and other commitments of such Director. Each newly appointed Director is taken through a formal induction programme which includes interactive sessions with Committee Members, Functional Heads and a visit to the manufacturing site. The Managing Director and the Chairman of the Board of the Company apprise the Appointee Director regarding the subtle aspects of Company's manufacturing, marketing, finance and other activities. The CFO and the Company Secretary brief the Appointee Director regarding financial, legal and compliance related responsibilities.

2.7 Code of Conduct:

The Board of Directors of the Company has laid down a Code of Conduct for the Members of the Board and Senior Management in pursuance of Regulation 17 (5) of SEBI (Listing Obligations and Disclosure Requirements) Regulations, 2015. The Code of Conduct has been placed in the Company's Website at www.kcpsugar.com. All the Board Members and Senior Management Personnel have affirmed their compliance with the said Code of Conduct for the Financial Year 2023 - 2024. The declaration to this effect signed by the Managing Director of the Company is annexed herewith as 'Annexure – A'.

2.8 Matrix of Board Competence:

A chart or a matrix setting out the skills / expertise / competence of the board of directors specifying the list of core skills / expertise / competencies identified by the board of directors as required in the context of its business(es) and sector(s) for it to function effectively and those actually available with the board.

The following are the list of core skills / expertise / competencies identified by the Board of Directors as required in the context of the business of the Company:

1. General Management skills
2. Leadership Skills
3. Problem Solving / Decision Making
4. Relationship Building
5. Communication Skills
6. Planning & Strategy Development

Names of directors along with the skills / expertise / competence

Name of the Director	General Management Skills	Leadership Skills	Problem Solving / Decision Making	Relationship Building	Communication Skills	Planning & Strategy Development
Mr.Vinod R.Sethi	High	High	High	High	High	High
Ms.Irmgard Velagapudi	High	High	High	High	High	High
Ms.Kiran Velagapudi	High	High	High	High	High	High
Dr.Vithal Rajan	High	High	High	High	High	High
Mr.M.S.V.M.Rao	High	High	High	High	High	High
Mr.Pratap K.Moturi	High	High	High	High	High	High
Mr.K.R.Adivarahan	High	High	High	High	High	High

2.9 Shareholdings of Non – Executive Directors (Independent Directors):

The Non – Executive Directors (Independent Directors) of the Company holds the shares of the Company in the manner given below:

S.No.	Name of the Non – Executive Director (Independent Director)	No. of Shares held in the Company as on 31/03/2024
1.	Dr.Vithal Rajan	-
2.	Mr.M.S.V.M.Rao	10
3.	Mr.Pratap K.Moturi	-
4.	Mr.K.R.Adivarahan	1060

3. REMUNERATION OF DIRECTORS:**3.1 Remuneration paid to Whole Time Directors:**

The remuneration paid to Whole Time Directors are well within the limits and in compliance of the Companies Act, 2013.

The remuneration paid to the Whole Time Directors during the Financial Year 2023 - 2024 is as below:

Nature of Remuneration (Amount in Lakhs)	Mr.Vinod R.Sethi	Ms.Irmgard Velagapudi	Ms.Kiran Velagapudi
Salary	12.00	48.00	36.00
Contribution to PF	0.00	0.00	4.32
Perquisites	0.52	0.00	1.45
Commission	0.00	0.00	0.00
Total	12.52	48.00	41.77

3.2 Remuneration paid to Non – Executive Directors (Independent Directors):

The Non – Executive Directors (Independent Directors) of the Company are paid a sitting fees of Rs.30,000/- per Meeting of the Board of Directors of the Company and Rs.20,000/- per Meeting of the Committee of the Board of Directors of the Company attended by them apart from out of pocket expenses.

In addition, in terms of Section 197 of the Companies Act, 2013 and as approved by the Shareholders of the Company in the Twenty Fourth Annual General Meeting of the Company held on 12/09/2019, Non – Executive Directors (Independent Directors) of the Company are entitled to a remuneration by way of Commission not exceeding in aggregate, 1% of the net profits of the Company, subject to a maximum limit of Rs.1,75,000/- (Rupees One Lakh and Seventy Five Thousand Only) per Non – Executive Director, for each of the five Financial Years commencing from 2019 - 2020 to 2023 - 2024.

The remuneration paid to the Non – Executive Directors (Independent Directors) during the Financial Year 2023- 2024 is as below:

Name of the Non - Executive Director (Independent Director)	Commission (Amount in Lakhs)	Sitting Fees (Amount in Lakhs)	Total (Amount in Lakhs)
Dr.Vithal Rajan	-	2.20	2.20
Mr.M.S.V.M.Rao	-	2.20	2.20
Mr.Pratap K.Moturi	-	2.00	2.00
Mr.K.R.Adivarahan	-	3.20	3.20

4. AUDIT COMMITTEE:

4.1 Composition :

The Audit Committee of the Board of Directors of the Company presently comprises of five members with four Independent Directors and one Whole Time Director in the manner as follows,

- (i) Mr.M.S.V.M.Rao, Chairman (Independent Director)
- (ii) Mr.Vinod R.Sethi, Member (Whole Time Director)
- (iii) Dr.Vithal Rajan, Member (Independent Director)

(iv) Mr.Pratap K.Moturi, Member (Independent Director)

(v) Mr.K.R.Adivarahan, Member (Independent Director)

The composition of Audit Committee of the Board of Directors of the Company is in compliance with Section 177 of the Companies Act, 2013 and Regulation 18 of SEBI (Listing Obligations and Disclosure Requirements) Regulations, 2015.

The Chairman of the Audit Committee, Mr.M.S.V.M.Rao was present through Video Conferencing at the Annual General Meeting held on 27/09/2023

4.2 Terms of reference of Audit Committee:

- (i) The Committee to have an oversight of the Company's financial reporting process and the disclosure of its financial information to ensure that the financial statement is correct, sufficient and credible;
- (ii) To recommend for appointment, remuneration and terms of appointment of Auditors of the Company;
- (iii) To approve payment to statutory auditor for any other services rendered by the Statutory Auditor of the Company;
- (iv) To review with the Management, the Annual Financial Statements and Auditor's Report thereon before submission to the Board of the Company for approval, with particular reference to:
 - Matters required to be included in the Director's Responsibility Statement being a part of the Board's Report in terms of Section 134 (5) of the Companies Act, 2013;
 - Changes, if any, in accounting policies and practices and reasons for the same;
 - Major accounting entries involving estimates based on the exercise of judgment by Management;
 - Significant adjustments made in the financial statement arising out of audit findings;
 - Compliance with listing and other legal requirements relating to financial statements;
 - Disclosure of any related party transactions;
 - Qualifications in the Audit Report;
- (v) To review with the Management, the quarterly financial statements before submission to the Board of the Company for approval;
- (vi) Reviewing, with the management, the statement of uses / application of funds raised through an issue (public issue, rights issue, preferential issue, etc.), the statement of funds utilized for purposes other than those stated in the offer document / prospectus / notice and the report submitted by the monitoring agency monitoring the utilization of proceeds of a public or rights issue and making appropriate recommendations to the Board of Directors of the Company to take steps in the matter;
- (vii) To review and monitor the Auditor's independence and performance and effectiveness of audit process;
- (viii) To approve any subsequent modification of transactions of the Company with related parties;
- (ix) Scrutiny of inter-corporate loans and investments;
- (x) Valuation of undertakings or assets of the Company, wherever it is necessary;
- (xi) Evaluation of internal financial controls and risk management systems;
- (xii) Reviewing the performance of Statutory and Internal Auditors and adequacy of internal control systems with the Management;

- (xiii) Reviewing the adequacy of internal audit function, if any, including the structure of the internal audit department, staffing and seniority of the official heading the department, reporting structure coverage and frequency of internal audit;
- (xiv) Discussion with Internal Auditors of any significant findings and follow up thereon;
- (xv) Reviewing the findings of any internal investigations by the internal auditors into matters where there is a suspected fraud or irregularity or a failure of internal control systems of material nature and reporting the matter to the Board of Directors of the Company;
- (xvi) Discussion with Statutory Auditor before the audit commences, about the nature and scope of audit as well as post-audit discussion to ascertain any area of concern.
- (xvii) To look into the reasons for substantial defaults in the payment to the depositors, debenture holders, shareholders (in case of non-payment of declared dividends) and creditors;
- (xviii) To review the functioning of the Vigil Mechanism / Whistle Blower Policy;
- (xix) To approve appointment of CFO after assessing the qualifications, experience and background, etc., of the candidate.

4.3 Meetings of Audit Committee and Attendance of Members at such Meetings during the year:

Four Audit Committee Meetings were held during the Financial Year 2023 - 2024 on 29/05/2023, 19/07/2023, 08/11/2023 and 09/02/2024 through Video Conferencing.

All the Members of Audit Committee were present for all the five Audit Committee Meetings mentioned above.

5. NOMINATION AND REMUNERATION COMMITTEE:

5.1 Composition:

The Nomination and Remuneration Committee of the Board of Directors of the Company presently comprises of four members with three Independent Directors and one Whole Time Director in the manner as follows,

- (i) Dr.Vithal Rajan, Chairman (Independent Director)
- (ii) Mr.Vinod R.Sethi, Member (Whole Time Director)
- (iii) Mr.K.R.Adivarahan, Member (Independent Director)
- (iv) Mr.Pratap K.Moturi, Member (Independent Director)

The composition of Nomination and Remuneration Committee of the Board of Directors of the Company is in compliance with Section 178 of the Companies Act, 2013 and Regulation 19 of SEBI (Listing Obligations and Disclosure Requirements) Regulations, 2015.

5.2 Terms of reference of Nomination and Remuneration Committee:

- (i) Committee to formulate the criteria for determining the qualifications, positive attributes and independence of a director and recommend to the Board of Directors of the Company a policy relating to the remuneration for the directors, key managerial personnel and other employees;
- (ii) Committee shall identify persons who are qualified to become directors and who may be appointed in senior management in accordance with the criteria laid down, recommend to the Board of Directors of the Company their appointment / removal and shall carry out evaluation of every Director's performance;
- (iii) Committee while formulating the policy to ensure:

- the level and composition of remuneration is reasonable and sufficient to attract, retain and motivate the directors of the quality required to run the Company successfully;
- relationship of remuneration to performance and to fix appropriate performance bench-marks;
- Remuneration to Directors, Key Managerial Personnel and Senior Management involves a balance between fixed and incentive pay reflecting short and long term performance objectives appropriate to the working of the Company and its goals; and
- Diversity on the Board of Directors of the Company so as to cater the needs of the Company;

(iv) Evaluation of Independent Directors and the Board of the Company.

5.3 Meetings of Nomination and Remuneration Committee and Attendance of Members at such Meetings during the year:

Nomination and Remuneration Committee met on 09/02/2024 during the Financial Year 2023 - 2024 through Video Conferencing.

All the Members of the Nomination and Remuneration Committee were present for the Nomination and Remuneration Committee Meeting, mentioned above.

6. STAKEHOLDERS RELATIONSHIP COMMITTEE:

6.1 Composition:

The Stakeholders Relationship Committee of the Board of Directors of the Company presently comprises of three members with one Independent Director and two Whole Time Directors in the manner as follows,

- (i) Mr.K.R.Adivarahan, Chairman (Independent Director)
- (ii) Ms.Irmgard Velagapudi, Member (Managing Director)
- (iii) Ms.Kiran Velagapudi, Member (Whole Time Director)

The composition of Stakeholders Relationship Committee of the Board of Directors of the Company is in compliance with Section 178 of the Companies Act, 2013 and Regulation 20 of SEBI (Listing Obligations and Disclosure Requirements) Regulations, 2015.

6.2 Terms of reference of Stakeholders Relationship Committee:

- To consider and approve requests for share transfers, transmissions, transpositions, name change, rematerialisation / dematerialisation, split, consolidation and issue of duplicate share certificates;
- To review and take all necessary steps for redressal of investor's grievances and complaints as may be required in the interests of the investors.

6.3 Meeting of Stakeholders Relationship Committee and Attendance of Members at such Meeting during the year:

The Stakeholders Relationship Committee meets based on the requests for transfers, transmissions, investor complaints, etc.,

Stakeholders Relationship Committee met four times on 19/05/2023, 05/07/2023, 31/10/2023 and 31/01/2024 during the Financial Year 2023 - 2024.

All the Members of Stakeholders Relationship Committee were present at the said Stakeholders Relationship Committee Meeting, except Ms. Irmgard Velagapudi absent on 19.05.2023.

6.4 Redressal of Investor Complaints:

Mr. Aravindkumar, Company Secretary is the Compliance Officer of the Company (till 29.02.2024)

Mr. T. Karthik Narayanan Company Secretary is the Compliance Officer of the Company (from 18.03.2024)

M/s. Integrated Registry Management Services Private Limited, 2nd Floor, 'Kences Towers', No.1, Ramakrishna Street, T.Nagar, Chennai - 600 017, is the Share Transfer Agent and Depository Registrar of the Company. The request for transmission of shares received by the Company / Registrar of the Company during the year has been duly processed.

In compliance of Regulation 13 of SEBI (Listing Obligations and Disclosure Requirements) Regulations, 2015, the Company ensures that adequate steps are being taken for expeditious redressal of investor complaints. The Company is registered with the SCORES platform in order to handle investor complaints electronically. The Company also files a statement giving status of investor complaints with NSE and BSE on a quarterly basis. There were no complaints received during the Financial Year under review.

During the year, 153 queries were received from the shareholders, all of which have been attended.

Nature of Query	01/04/2023 to 31/03/2024		
	Received	Attended	Pending
Unclaimed Share Certificate	3	3	Nil
Revalidation of Dividend Warrants	6	6	Nil
Split Share Certificate	4	4	Nil
Procedure for Loss of Share Certificate	10	10	Nil
Procedure for Transmission	37	37	Nil
Other Categories (General Queries, Issue of Duplicate Share Certificate, Nomination, IEPF 5 Certificate & Dividend, Unclaimed Dividend Warrant)	93	93	Nil
Grand Total	153	153	Nil

7. CORPORATE SOCIAL RESPONSIBILITY COMMITTEE:

7.1 Composition and Meeting of CSR Committee:

The Corporate Social Responsibility Committee of the Board of Directors of the Company presently comprises of four members with two Independent Directors and two Whole Time Directors in the manner as follows,

- (i) Ms.Irmgard Velagapudi, Chairperson (Managing Director)
- (ii) Mr.Vinod R.Sethi, Member (Whole Time Director)
- (iii) Mr.M.S.V.M.Rao, Member (Independent Director)
- (iv) Mr.K.R.Adivarahan, Member (Independent Director)

The composition of Corporate Social Responsibility Committee of the Board of Directors of the Company is in compliance with Section 135 of the Companies Act, 2013.

The Corporate Social Responsibility Committee met on 29/05/2023 and all the Members of the Committee were present and reviewed the CSR activities of the Company.

7.2 Corporate Social Responsibility Activities:

The Company, ever since its incorporation, is involving in many social welfare activities in and around the places of Company's operations.

The Company's CSR Policy attempts to supplement the efforts of the Government in equitably delivering the benefits of growth and attempts to strike a balance between developmental growth and welfare based development.

The Company's CSR activities broadly relate to:

- Promoting health care including preventive health care and sanitation and making available safe drinking water;
- Promoting education and employment, enhancing vocational skills;
- Eradication of poverty and ensuring better living conditions;
- Ensuring environmental sustainability, ecological balance, protection of flora and fauna, conservation of natural resources and maintaining quality of soil, air and water;
- Conducting relief operations in natural disaster hit areas and contribution to Government Disaster Relief Fund.

The Company has spent a sum of Rs.21,37,877/- towards CSR Activities.

Report on CSR Activities as per Rule 8 (1) of the Companies (Corporate Social Responsibility Policy) Rules, 2014 is annexed as **Schedule V to the Directors' Report**.

8. GENERAL MEETINGS

8.1 Details of last Three Annual General Meetings:

AGM for the Financial Year ended	Date of AGM	Venue of AGM	Time of AGM	No. of Special Resolutions passed in the AGM
31/03/2023	27/09/2023	Held through Video Conferencing	11 AM	-
31/03/2022	28/09/2022	Held through Video Conferencing	10 AM	2
31/03/2021	27/09/2021	Held through Video Conferencing	10 AM	3

8.2 Postal Ballot:

- Special Resolution was passed through Postal Ballot on on March 21, 2024 for the appointment of Mr. Ramachandran Bakthavatsalam (DIN:10459064), Mr. Krishnaswamy Kalyanaraman (DIN:01761928) and Ms. Malini Lakshmi Narasimhan (DIN:10480822) as a Non-Executive Independent Directors for a term of 3 (Three) years with effect from 01st April, 2024.
- The Board of Directors in their meeting held on 09/02/2024 has approved the Appointment of Independent Directors of the Company, with effect from 01.04.2024, Subject to the recommendation of Nomination and Remuneration Committee held on 09/02/2024, to be replaced for the retiring directors as on 31.03.2024 and the approval from the shareholders by Special Resolutions.

Accordingly, the Company has obtained requisite approval and the results/ resolutions was announced on 21/03/2024.

9. MEANS OF COMMUNICATION:

➤ **Quarterly Financial Results:**

In pursuance of Regulation 33 of SEBI (Listing Obligations and Disclosure Requirements) Regulations, 2015, quarterly financial results of the Company as approved by the Board of Directors of the Company on the recommendation of Audit Committee, are submitted with the Stock Exchanges through NEAPS / BSE Listing Centre after conclusion of the Board Meeting. The results are also published in the prescribed format in English Newspaper and Regional Newspaper, having wide circulation. The results are also immediately placed in the Company's Website at www.kcpsugar.com.

- The quarterly, half yearly and annual results of the Company are generally published in widely circulating National and Regional Newspapers such as 'The Financial Express' (in English) and 'Makkal Kural' (in Tamil).
- All information / news relating to the Company including financial results and those which are mandatorily required to be placed in the Website are placed in the Website of the Company at www.kcpsugar.com.

10. GENERAL SHAREHOLDER INFORMATION:

10.1 Market Price Data:

High / Low of Market Price of the Company's Shares (Face Value Re.1/-) traded on National Stock Exchange and Bombay Stock Exchange during each month in the Financial Year 2023 - 2024 is given below:

Period	High		Low		Period	High		Low	
	NSE	BSE	NSE	BSE		NSE	BSE	NSE	BSE
Apr '23	26.70	26.94	23.45	23.41	Oct '23	43.90	43.71	35.00	35.01
May '23	26.85	26.85	23.90	23.90	Nov '23	39.75	39.75	35.70	35.85
June '23	26.8	26.80	23.15	23.19	Dec '23	41.70	41.75	32.95	32.91
July '23	30.60	30.59	24.25	24.15	Jan '24	39.90	39.88	32.75	33.00
Aug '23	33.25	33.2	28.25	27.91	Feb '24	54.05	54.00	34.65	34.94
Sep '23	38.65	38.61	31.20	31.05	Mar '24	40.05	39.76	33.90	31.77

10.2 Dematerialisation of Shares and Liquidity:

As SEBI has mandated transfer of shares only in Demat Form, the Members are requested to dematerialize their shares before effecting any transfer. Even otherwise, Dematerialisation facilitates easy transfer and accounting of shares and improves the liquidity of shares.

Shares in Physical and Electronic Form as on 31/03/2024:

Form	No. of Share holders	% of Share holders	No. of Shares	% of Share holding
Physical Mode	1359	2.52	2582253	2.28
Sub Total	1359	2.52	2582253	2.28
Electronic Mode				
- NSDL	17790	33.05	87920247	77.54
- CDSL	34678	64.42	22882550	20.18
Sub Total	52468	97.48	110802797	97.72
Grand Total	53827	100.00	113385050	100.000

10.3 Distribution of Shareholding as on 31/03/2024 :

No. of Shares held	No. of Shareholders	% of Shareholders	Aggregate Shares held	% of Shareholding
Upto 5000	52295	97.15	21439096	18.91
5001 - 10000	792	1.47	6042211	5.33
10001 - 20000	364	0.68	5250438	4.63
20001 - 30000	132	0.25	3281450	2.89
30001 - 40000	75	0.14	2622107	2.31
40001 - 50000	40	0.07	1843114	1.63
50001 - 100000	67	0.12	4961273	4.38
100001 and above	62	0.12	67945361	59.92
Total	53827	100.00	113385050	100.00

10.4 Other Information:

S.No.	Nature of Particulars	Particulars						
1.	Annual General Meeting for the Financial Year ended 31/03/2024	Annual General Meeting will be held through Video Conferencing on Monday, the 23rd Day						
2.	Financial Year of the Company	1 st April to 31 st March						
3.	Dividend Payment Date	Within 30 days from the date of declaration of Dividend by the Company						
4.	Name and Address of Stock Exchange at which the shares of the Company are listed	<p>1. National Stock Exchange of India Limited Exchange Plaza, C-1, Block G, Bandra Kurla Complex, Bandra (E), Mumbai - 400 051</p> <p>2. BSE Limited (Bombay Stock Exchange) PJ Towers, Dalal Street, Mumbai - 400 001</p>						
5.	Whether Listing Fees paid to the Stock Exchanges	Yes						
6.	Stock Code	NSE : KCPSUGIND BSE : 533192						
7.	Share Transfer Agent and Depository Registrar of the Company (Registrar of the Company)	Integrated Registry Management Services Private Limited 2 nd Floor, 'Kences Towers', No.1, Ramakrishna Street, T.Nagar, Chennai - 600 017. Tel : 044 - 28140801 to 03 Fax : 044 - 28142479 email : corpser@integratedindia.in						
8.	Plant Location	<p>Unit at Vuyyuru, Krishna District, Andhra Pradesh: Sugar, Incidental Cogeneration Power, Industrial Alcohol, Ethanol, Bio-Fertilisers, Carbon dioxide and Calcium Lactate</p> <p>Lakshmipuram, Krishna District, Andhra Pradesh Processing of Urad Dal</p> <p>SIDCO Industrial Estate, Thuvakudi, Trichy Manufacture, Machining and Assembly of Fabricated Products in Ferrous and Non - Ferrous Materials</p>						
9.	Address for Correspondence	Shareholders correspondence should be addressed to the Registrar of the Company at their address mentioned hereinabove. Shareholders holding shares in electronic mode should address all their correspondence to their respective Depository Participant. Shareholders may also contact Mr. T. Karthik Narayanan, Company Secretary and Compliance Officer, K.C.P.Sugar and Industries Corporation Limited, 'Ramakrishna Buildings', No.239, Anna Salai, Chennai - 600 006.						
10.	Credit Ratings during the Financial Year 2023 - 2024	<table border="1"> <tbody> <tr> <td>Long Term Bank Facilities</td> <td>CARE A-; Stable (Single A Minus; Outlook: Stable) ICRA BBB+; Stable (BBB+; Outlook: Stable)</td> </tr> <tr> <td>Short Term Bank Facilities</td> <td>CARE A2+ (A Two Plus) ICRA A2+; Stable (A2+; Outlook: Stable)</td> </tr> <tr> <td>Fixed Deposit Programme</td> <td>CARE A-; Stable (Single A Minus; Outlook: Stable) ICRA A2+; (Outlook: Stable)</td> </tr> </tbody> </table>	Long Term Bank Facilities	CARE A-; Stable (Single A Minus; Outlook: Stable) ICRA BBB+; Stable (BBB+; Outlook: Stable)	Short Term Bank Facilities	CARE A2+ (A Two Plus) ICRA A2+; Stable (A2+; Outlook: Stable)	Fixed Deposit Programme	CARE A-; Stable (Single A Minus; Outlook: Stable) ICRA A2+; (Outlook: Stable)
Long Term Bank Facilities	CARE A-; Stable (Single A Minus; Outlook: Stable) ICRA BBB+; Stable (BBB+; Outlook: Stable)							
Short Term Bank Facilities	CARE A2+ (A Two Plus) ICRA A2+; Stable (A2+; Outlook: Stable)							
Fixed Deposit Programme	CARE A-; Stable (Single A Minus; Outlook: Stable) ICRA A2+; (Outlook: Stable)							

11. OTHER DISCLOSURES:**11.1 Vigil Mechanism / Whistle Blower Policy:**

The Company has established a Vigil Mechanism / Whistle Blower Policy for Directors and Employees and other Stakeholders to report their genuine concerns, in pursuance of Section 177 (9) of the Companies Act, 2013 and applicable Rules made thereunder and Regulation 22 of SEBI (Listing Obligations and Disclosure Requirements) Regulations, 2015. The Vigil Mechanism Policy has been uploaded in the Company's Website at www.kcpsugar.com. The said Vigil Mechanism Policy provides for adequate safeguards against victimization of persons who use such mechanism and makes provision for direct access to the Chairman of the Audit Committee in appropriate or exceptional cases. It is affirmed that no personnel has been denied access to the Audit Committee.

11.2 Details of compliance of Corporate Governance Requirements in terms of Regulation 27 (2) of SEBI (Listing Obligations and Disclosure Requirements) Regulations, 2015:

Particulars	*RegulationNo.	Compliance Status(Yes / No / NA)
Independent Director(s) have been appointed in compliance of 'independence criteria' and 'other eligibility criteria'	16 (1) (b)	Yes
	25 (6)	Not Applicable (NA)
Board Composition	17 (1)	Yes
Meeting of Board of Directors	17 (2)	Yes
Review of Compliance Reports	17 (3)	Yes
Plans for orderly succession for appointments to Board of Directors and Senior Management	17 (4)	Yes
Code of Conduct for Directors and Senior Management	17 (5)	Yes
Fees / Compensation to Non - Executive Directors	17 (6)	Yes
Minimum Information to be placed before Board of Directors	17 (7)	Yes
Compliance Certificate of MD and CFO	17 (8)	Yes
Risk Assessment and Management	17 (9)	Yes
Performance Evaluation of Independent Directors	17 (10)	Yes
Composition of Audit Committee	18 (1)	Yes
Meeting of Audit Committee	18 (2)	Yes
Composition of Nomination and Remuneration Committee	19 (1) and (2)	Yes
Composition of Stakeholders Relationship Committee	20 (2) and (2A)	Yes
Composition and Role of Risk Management Committee	21 (1), (2), (3) and (4)	NA
Vigil Mechanism	22	Yes

Policy for Related Party Transactions	23 (1), (5), (6) and (7) 23 (8)	Yes NA as there are no Material Related Party Transactions
Prior or Omnibus Approval of Audit Committee for all Related Party Transactions	23 (2) 23 (3)	Yes NA as Audit Committee has not granted any omnibus approval
Approval for Material Related Party Transactions	23 (4)	NA as there are no Material Related Party Transactions
Composition of Board of Directors of Unlisted Material Subsidiary	24 (1)	NA
Other Corporate Governance requirements with respect to Subsidiary of the Company	24 (2), (3), (4), (5) and (6)	Yes
Maximum Directorship and Tenure	25 (1) and (2)	Yes
Meeting of Independent Directors	25 (3) and (4)	Yes
Familiarization of Independent Directors	25 (7)	Yes
Memberships in Committees	26 (1)	Yes
Affirmation of compliance to code of conduct from Members of Board of Directors and Senior Management Personnel	26 (3)	Yes
Disclosure of Shareholding by Non-Executive Directors	26 (4)	Yes
Obligations of Directors and Senior Management	26 (2) and (5)	Yes

* SEBI (Listing Obligations and Disclosure Requirements) Regulations, 2015

- 11.3 The Company had duly filed with the Stock Exchanges, Quarterly Compliance Report on Corporate Governance in the prescribed format in terms of Regulation 27 (2) of SEBI (Listing Obligations and Disclosure Requirements) Regulations, 2015 for the quarters ended 30/06/2023, 30/09/2023, 31/12/2023 and 31/03/2024.
- 11.4 The Statutory Auditor of the Company has given a Certificate on Compliance of Conditions of Corporate Governance as required under Para E of Schedule V of SEBI (Listing Obligations and Disclosure Requirements) Regulations, 2015 and the same has been annexed herewith as '**Annexure – B**'.
- 11.5 There are no compliance requirements in respect of discretionary items in terms of Regulation 27 (1) of SEBI (Listing Obligations and Disclosure Requirements) Regulations, 2015.
- 11.6 The Certificate from the Company Secretary in Practice that none of the Directors on the Board of the Company have been debarred or disqualified from being appointed or continuing as Directors of the Company by SEBI / Ministry of Corporate Affairs or any statutory authority is annexed herewith as '**Annexure – C**'.
- 11.7 No recommendation of any Committee of the Board of Directors of the Company has been disregarded / unaccepted by the Board of Directors of the Company.

- 11.8 Total fees for all services paid to the Statutory Auditor of the Company by the Company and its Subsidiaries for the Financial Year 2023 - 2024 is Rs.8.11 Lakhs (Rupees Eight Lakhs and Eleven Thousand Only)

- 11.9 **Disclosures in respect of Sexual Harassment of Women at Workplace (Prevention, Prohibition and Redressal) Act, 2013:**

The Company has been at the forefront in ensuring a safe and secure work place for all its women employees. The Company has adopted zero tolerance for sexual harassment of women at workplace. The Company has an Internal Complaints Committee to deal with.

No. of Complaints filed during the Financial Year	Nil
No. of Complaints disposed of during the Financial Year	Nil
No. of Complaints pending as on end of the Financial Year	Nil

- 11.10 **Details of compliance as per Regulation 46 (2) of SEBI (Listing Obligations and Disclosure Requirements) Regulations, 2015:**

In terms of Regulation 46 (2) of SEBI (Listing Obligations and Disclosure Requirements) Regulations, 2015, the Company has placed all the relevant information, as applicable at the Website of the Company at www.kcpsugar.com.

The Company ensures that the contents of the Website of the Company are correct and changes, if any, are updated, periodically.

- 11.11 **Share Transfer System:** As per mandate of SEBI, a Member can transfer the Shares only if such shares are in Demat Form. Any transfer of shares is routed through depository system. All documents received for transmission / consolidation / name change of shares, if any, are processed by the Registrar of the Company and are approved by the Stakeholders Relationship Committee which meets at such times as required, depending on the volume of transactions. Transactions are registered and returned within a maximum of 15 days from the date of lodgement, if documents are complete in all respects. There is no request pending action as on 31/03/2024.

- 11.12 **Reconciliation of Share Capital Audit:** As stipulated by SEBI, Practising Company Secretary carries out the Reconciliation of Share Capital Audit to reconcile the Total Issued Capital and Total Listed Capital and Shares held in Demat Form with National Securities Depository Limited (NSDL) and Central Depository Services (India) Limited (CDSL) and Physical Shares. The Audit is carried out every quarter and the report thereon is submitted to the Stock Exchanges and is also placed before the Board of Directors of the Company and placed at the Website of the Company at www.kcpsugar.com.

- 11.13 **Prohibition of Insider Trading:** The Company has framed a Code of Conduct for Prohibition of Insider Trading based on SEBI (Prohibition of Insider Trading) Regulations, 2015. The Code is applicable to all the Directors, Officers and Employees of the Company. The Code aims to prohibit dealing in the Shares of the Company by persons having access to unpublished price sensitive information. The Trading Window shall remain closed during the period when 'Insider' in terms of Regulations can reasonably be expected to have possession of unpublished price sensitive information which in any event shall commence from the end of every quarter and lasts till 48 hours after the declaration of financial results. The Company Secretary is designated as the Compliance Officer for this purpose.

- 11.14 **Preservation of Documents:** The Company preserves the documents in line with Regulation 9 of SEBI (Listing Obligations and Disclosure Requirements) Regulations, 2015 read with applicable provisions of the Companies Act, 2013 and applicable Rules made thereunder for preservation of documents maintained in electronic / physical form.

- 11.15 **Peer Review of Statutory Auditor:** Pursuant to Regulation 33 (1) (d) of SEBI (Listing Obligations and Disclosure Requirements) Regulations, 2015, the Statutory Auditor of the Company has confirmed that they have subjected themselves to Peer Review Process of the Institute of Chartered Accountants of India and they hold the valid certificate issued by the Peer Review Board of the Institute of Chartered Accountants of India.
- 11.16 Pursuant to Regulation 17 (8) of SEBI (Listing Obligations and Disclosure Requirements) Regulations, 2015, the Compliance Certificate of the Managing Director and the Chief Financial Officer of the Company, in the format provided in Part B of Schedule II of the said Regulations, have been placed before the Board of Directors of the Company and the same is annexed herewith as '**Annexure – D**'.

// BY ORDER OF THE BOARD//

Place : Chennai
Date : 29/05/2024

VINOD R.SETHI
EXECUTIVE CHAIRMAN
DIN: 00106598

ANNEXURE – A

DECLARATION

[Pursuant to Regulation 34 (3) read with Para D of Schedule V of SEBI (Listing Obligations and Disclosure Requirements) Regulations, 2015]

I, Irmgard Velagapudi, Managing Director of K.C.P.Sugar and Industries Corporation Limited, hereby declare and confirm that all the Members of the Board of Directors and Senior Management Personnel of the Company have affirmed compliance with the Code of Conduct of Board of Directors and Senior Management, as laid down by the Company for the financial year 2023 - 2024.

For K.C.P.Sugar and Industries Corporation Limited

Place : Chennai
Date : 29/05/2024

Irmgard Velagapudi
Managing Director
DIN: 00091370

ANNEXURE - B

Compliance Certificate on Corporate Governance

To
The Members of
K.C.P Sugar and Industries Corporation Limited

We have examined the compliance of conditions of Corporate Governance by K.C.P. Sugar and Industries Corporation Ltd, (hereinafter referred to as "the Company") for the financial year ended 31 March 2024, as per regulations 17 to 27, clauses (b) to (l) of sub-regulation (2) of regulation 46 and paras C, D and E of Schedule V of the Securities and Exchange Board of India (Listing Obligations and Disclosure Requirements) regulations 2015 (hereinafter referred to as the "Listing Regulations").

Management's Responsibility

The compliance of conditions of Corporate Governance is the responsibility of the Management. Our examination has been limited to a review of the procedures and implementation thereof, adopted by the Company for ensuring the compliance of the conditions of Corporate Governance. It is neither an audit nor an expression of the opinion on the financial statements of the Company.

Auditor's Responsibility

We have conducted our examination in accordance with the Guidance Note on Reports or Certificates for Special Purposes (Revised 2016) issued by the Institute of Chartered Accountants of India. The Guidance Note requires that we comply with the ethical requirements of Code of Ethics issued by Institute of Chartered Accountants of India.

We have complied with the relevant applicable requirements of the Standard on Quality Control (SQC) – 1, Quality Control for Firms that perform Audits and Reviews of Historical Financial Information and other Assurance and Related Services Engagements.

Opinion

In our opinion and to the best of our information and according to the explanations given to us, we certify that the Company has, during the aforesaid year, complied with the conditions of Corporate Governance as stipulated in the above-mentioned Listing Regulations.

We further state that such compliance is neither an assurance as to the future viability of the Company nor the efficiency or effectiveness with which the management has conducted the affairs of the Company.

Restrictions on Use

This certificate is issued solely for the purpose of Complying with the aforesaid Regulations and may not be suitable for any other purposes.

For B. Purushottam & Co.,
Chartered Accountants
Firm Registration Number: 002808S

B. S.Purshotham
Partner
Membership number: 026785
UDIN: 24026785BKDAHQ9500

Place: Chennai
Date: 29/05/2024

CERTIFICATE FROM COMPANY SECRETARY IN PRACTICE

[Pursuant to Regulation 34 (3) read with Schedule V Para-C Sub clause (10) (i) of Securities and Exchange Board of India (Listing Obligations and Disclosure Requirements) Regulations, 2015]

The Members,

K.C.P.SUGAR AND INDUSTRIES CORPORATION LIMITED

Ramakrishna Building, New No.239 (Old No.183)

Anna Salai, Chennai- 600 006.

We have examined the relevant registers, records, forms, returns and disclosures received from the Directors of K.C.P. SUGAR AND INDUSTRIES CORPORATION LIMITED (**CIN: L15421TN1995PLC033198**) having its Registered Office at Ramakrishna Building, New No.239 (old No.183) Anna Salai, Chennai - 600 006 (hereinafter referred to as "The Company") as produced before us by the Company for the purpose of Issuing this certificate, in accordance with Regulation 34(3) read with Schedule V Part-C Sub-clause 10(i) of the Securities and Exchange Board of India (Listing Obligations and Disclosure Requirements) Regulations, 2015.

In our opinion and according to the verifications (including Director Identification Number (DIN) Status at the portal www.mca.gov.in) and based on such examination as well as information and explanations furnished to us, which to the best of our knowledge and belief were necessary for the purpose of issue of this certificate and based on such verification as considered necessary, we hereby certify that none of the Directors as stated below on the Board of the Company as on 31st March, 2024 have been debarred or disqualified from being appointed or continuing as Directors of Companies by the Securities and Exchange Board India / Ministry of Corporate Affairs or any such other statutory authority.

S.NO.	DIN	NAME OF THE DIRECTOR	DESIGNATION	DATE OF APPT
1	00019844	Karaikurichi Rangaswamy Adivarahan	Director	21/09/2016
2	00020630	Pratap Moturi Kumar	Director	21/06/2013
3	00021571	Vithal Rajan	Director	26/10/2005
4	00091370	Irmgard Velagapudi	Managing Director	11/09/2000
5	00091466	Kiran Velagapudi	Whole-time Director	29/07/2002
6	00106598	Vinod Rajindranath Sethi	Whole-time Director	26/10/2005
7	00432640	Manikyarao Siddarth VenkataMarkandeya Rao	Director	7/12/2005

Ensuring the eligibility for the appointment / continuity of every Director on the Board is the responsibility of the management of the Company. Our responsibility is to express an opinion on these based on our verification. This certificate is neither an assurance as to the future viability of the Company nor of the efficiency or effectiveness with which the management has conducted the affairs of the Company.

Place: Chennai
Date: 29/05/2024

Rajashree Santhanam
Practising Company Secretary
FCS No. 10367 / CP No. 10096
PR 1553/2021
UDIN: F010367F00044647

ANNEXURE – D

COMPLIANCE CERTIFICATE

[Pursuant to Regulation 17 (8) read with Part B of Schedule II of SEBI (Listing Obligations and Disclosure Requirements) Regulations, 2015]

To
**The Board of Directors
K.C.P.Sugar and Industries Corporation Limited**

Pursuant to Regulation 17 (8) read with Part B of Schedule II of SEBI (Listing Obligations and Disclosure Requirements) Regulations, 2015, we hereby certify that:

- A. we have reviewed financial statements and the cash flow statement for the year ended 31/03/2024 and that to the best of our knowledge and belief:
- (i) these statements do not contain any materially untrue statement or omit any material fact or contain statements that might be misleading;
 - (ii) these statements together present a true and fair view of the Company's affairs and are in compliance with existing accounting standards, applicable laws and regulations.
- B. there are, to the best of our knowledge and belief, no transactions entered into by the Company during the year under review which are fraudulent, illegal or violative of the Company's code of conduct.
- C. we accept responsibility for establishing and maintaining internal controls for financial reporting and that we have evaluated the effectiveness of internal control systems of the Company pertaining to financial reporting and we have disclosed to the Auditors and the Audit Committee, deficiencies in the design or operation of such internal controls, if any, of which we are aware and the steps we have taken or propose to take to rectify these deficiencies.
- D. we have indicated to the Auditors and the Audit Committee
- (i) significant changes, if any, in internal control over financial reporting during the year under review;
 - (ii) significant changes in accounting policies, if any, during the year under review and that the same have been disclosed in the notes to the financial statements; and
 - (iii) instances of significant fraud of which we have become aware and the involvement therein, if any, of the management or an employee having a significant role in the Company's internal control system over financial reporting.

Place : Chennai
Date : 29/05/2024

Imgard Velagapudi
Managing Director
DIN: 00091370

K.Panneer Selvan
Chief Financial Officer
CMA M.No.: 9894

**CONSERVATION OF ENERGY, TECHNOLOGY ABSORPTION, FOREIGN EXCHANGE
EARNINGS AND OUTGO**

*[Pursuant to Section 134 (3) (m) of the Companies Act, 2013 read with Rule 8 of the Companies
(Accounts) Rules, 2014]*

A. CONSERVATION OF ENERGY :

(i) Measures taken for Conservation of Energy:

- Juice transferring by gravity flow from the 2nd / 3rd effect evaporators to quadruple evaporator set -30 HP juice transfer pump was avoided and the saving is about 20 KWH.
- Vibro Screen with 2 HP drive was provided for ultra juice screening in place of conventional grader of 10 HP drive for the effective screening of the ultra juice- saving is about 5 KWH.
- Installation of LED lights in place of MV and SV lamps and saved 30000 units per annum.

(ii) Additional Proposals and Impact on Conservation of Energy:

- Installation of condensate polishing system for excess condensate cooling for its utilization in place of cold water.
- Installation of new TRPF system on No.2 tandem for 5th and 6th mills in OKCP milling tandem to reduce Pol% and Moisture % Bagasse.
- Installation of LED lights in place of MV and SV lamps to reduce power consumption. Saving will be around 32000 units per annum.

(iii) Power and Fuel:

Particulars	31/03/2024	31/03/2023
A. Electricity		
(i) Purchased		
Units KWH	785655	858706
Total Amount (in Lakhs)	79.67	83.55
Rate / Unit (in Rs.)	10.14	9.73
(ii) Own Generation		
a) Through Diesel Generation		
Units KWH	24798	7582
Unit per Litre of Diesel	2.97	1.99
Cost / Unit (in Rs.)	32.56	47.15
b) Through Steam Turbine / Generator		
Units KWH	18985300	21178400
KWH per tonne of Bagasse	253.02	260.97
Cost / Unit (in Rs.)	3.40	2.90

B. Consumption per Unit of Production		
Electricity consumed per Tonne of Sugar produced (in KWH)	296.19	244.74

B. TECHNOLOGY ABSORPTION:

(i) Efforts made towards Technology Absorption:

- Semi auto system for syrup / melt feeding to the batch vaccum pans for consistency in pan boiling to reduce the manpower intervention.

(ii) Research and Development:

- After careful evaluation of 13 varieties were selected based on their qualitative and quantitative parameters. These were included in various trails for evaluation of yield and quality attributes in the form of replicated trails during the current season as plant crop (2023 - 2024) and their ratoon ability performance also will be studied in the ensuing season.
- We have selected two new varieties 2009 A107 and 2007 A223 and given to cane growers for evaluation of yield and quality.
- For 2021 - 2022 season, 80 lakhs of single budded seedlings were raised and supplied to cane growers for plantation. The main advantage of this method is cost reduction and productivity improvement.

Benefits Derived:

- The reduction in the cost of cultivation by using the single budded seedlings.
- Stabilization of sugarcane area in the factory zone.

➤ **Expenditure on Research and Development (Amount in Lakhs):**

Capital	Nil
Recurring	4.11
Staff Cost	29.26
Total	33.37

C. FOREIGN EXCHANGE EARNINGS AND OUTGO :

Earnings	Nil
Outgo	Nil

// BY ORDER OF THE BOARD//

Place : Chennai
Date : 29/05/2024

VINOD R.SETHI
EXECUTIVE CHAIRMAN
DIN: 00106598

ANNEXURE - 2

ANNUAL REPORT ON CSR ACTIVITIES

[Pursuant to Rule 8 of the Companies (Corporate Social Responsibility Policy) Rules, 2014]

S.No.	Nature of Particulars	Particulars																											
1.	Brief outline on CSR Policy of the Company	<p>The Company's CSR Policy attempts to supplement the efforts of the Government in equitably delivering the benefits of growth and attempts to strike a balance between developmental growth and welfare based development. The Company's CSR activities broadly relate to:</p> <ul style="list-style-type: none"> (i) Promoting health care including preventive health care and sanitation and making available safe drinking water; (ii) Promoting education and employment enhancing vocational skills; (iii) Eradication of poverty and ensuring better living conditions; (iv) Ensuring environmental sustainability, ecological balance, protection of flora and fauna, conservation of natural resources and maintaining quality of soil, air and water; (v) Conducting relief operations in natural disaster hit areas and contribution to Government Disaster Relief Fund. <p>CSR Policy of the Company is placed in the Website of the Company: www.kcpsugar.com</p>																											
2.	Composition of the CSR Committee	<table border="1"> <thead> <tr> <th>S.No.</th> <th>Name of Director</th> <th>Designation in Committee / Nature of Directorship</th> <th>Number of Meetings of CSR Committee held during the Year</th> <th>Number of Meetings of CSR Committee attended during the Year</th> </tr> </thead> <tbody> <tr> <td>(i)</td> <td>Ms.Imgard Velagapudi</td> <td>Chairperson / Managing Director</td> <td>1</td> <td>1</td> </tr> <tr> <td>(ii)</td> <td>Mr.Vinod R.Sethi</td> <td>Member / Whole Time Director</td> <td>1</td> <td>1</td> </tr> <tr> <td>(iii)</td> <td>Mr.M.S.V.M.Rao</td> <td>Member / Independent Director</td> <td>1</td> <td>1</td> </tr> <tr> <td>(iv)</td> <td>Mr.K.R.Adivarahan</td> <td>Member / Independent Director</td> <td>1</td> <td>1</td> </tr> </tbody> </table>			S.No.	Name of Director	Designation in Committee / Nature of Directorship	Number of Meetings of CSR Committee held during the Year	Number of Meetings of CSR Committee attended during the Year	(i)	Ms.Imgard Velagapudi	Chairperson / Managing Director	1	1	(ii)	Mr.Vinod R.Sethi	Member / Whole Time Director	1	1	(iii)	Mr.M.S.V.M.Rao	Member / Independent Director	1	1	(iv)	Mr.K.R.Adivarahan	Member / Independent Director	1	1
S.No.	Name of Director	Designation in Committee / Nature of Directorship	Number of Meetings of CSR Committee held during the Year	Number of Meetings of CSR Committee attended during the Year																									
(i)	Ms.Imgard Velagapudi	Chairperson / Managing Director	1	1																									
(ii)	Mr.Vinod R.Sethi	Member / Whole Time Director	1	1																									
(iii)	Mr.M.S.V.M.Rao	Member / Independent Director	1	1																									
(iv)	Mr.K.R.Adivarahan	Member / Independent Director	1	1																									

3.	Web Link where Composition of CSR Committee, CSR Policy and CSR Projects of the Company are disclosed	www.kcpsugar.com	
4.	Details of Impact Assessment of CSR Projects	Not Applicable	
5.	a) Average Net Profit of the Company for last three Financial Years (in Lakhs)	Nil	
	b) Two percent of the Average Net Profit of the Company as given in Item 6 above (in Lakhs)	Nil	
	c) Surplus arising out of the CSR Projects or Programmes or Activities of the previous Financial Years (in Lakhs)	Nil	
	d) Amount required to be set o� for the Financial Year, if any (in Lakhs)	Nil	
	e) Total CSR obligation for the Financial Year (5a+5b-5c) (in Lakhs)	Nil	
6.	a) Amount spent on CSR projects	Ongoing Projects	Rs. 21.38 Lakhs
		Other than Ongoing Project	Nil
	b) Amount spent in Administrative Overheads (in Lakhs)	Nil	
	c) Amount spent on Impact Assessment, if applicable (in Lakhs)	Not Applicable	
	d) Total amount spent for the Financial Year (6a+6b+6c) (in Lakhs)	Rs. 21.38 Lakhs	
	e) CSR amount spent or unspent for the Financial Year	Nil	
	f) Excess amount for set o�, if any (in Lakhs)	Nil	
Sl.No.	Particular	Amount (In Lakhs Rs.)	
(i)	Two percent of Average Net Profit of the Company as Per Section 135 (5)	Nil	
(ii)	Total Amount Spent for the Financial Year	21.38	
(iii)	Excess Amount Spent for the Financial Year [(ii)-(i)]	21.38	
(iv)	Surplus arising out of the CSR projects or programmes or activities of the previous Financial Years, if any	Nil	
(v)	Amount available for seto� in succeeding Financial Years [(iii)-(iv)]	Nil	

7.	Details of Unspent CSR Amount for the preceding three Financial Years	Nil
8.	Whether any capital assets have been created or acquired through Corporate Social Responsibility amount spent in the Financial Year	No
9.	Specify the reason(s), if the Company has failed to spend two percent of the Average Net Profit as per Section 135 (5) of the Companies Act, 2013	Not Applicable

Place : Chennai
Date : 29/05/2024

IRMGARD VELAGAPUDI
Managing Director and Chairperson of
CSR Committee
DIN: 00091370

DISCLOSURE UNDER SECTION 197 (12) OF THE COMPANIES ACT, 2013 READ WITH RULE 5 OF THE COMPANIES (APPOINTMENT AND REMUNERATION OF MANAGERIAL PERSONNEL) RULES, 2014

1. Ratio of remuneration of each Director to the median remuneration of the employees of the Company for the Financial Year 2023 - 2024:

S.No.	Name of the Director	Ratio
1.	Ms.Irmgard Velagapudi, Managing Director	8 : 1
2.	Mr.Vinod R.Sethi, Whole Time Director	2 : 1
3.	Ms.Kiran Velagapudi, Whole Time Director	6 : 1

2. Remuneration of Managerial Personnel, Chief Financial Officer and Company Secretary:

S. No.	Name of the Director / KMP	(Amount in Lakhs)	
		Remuneration paid for the Financial Year 2023 – 2024	Remuneration paid for the Financial Year 2022 - 2023
1.	Ms.Irmgard Velagapudi Managing Director	48.00	48.04
2.	Mr.Vinod R.Sethi Whole Time Director	12.44	13.88
3.	Ms.Kiran Velagapudi Whole Time Director	41.18	46.93
4.	Mr.K.Panneer Selvan Chief Financial Officer	21.86	2.67
5.	Mr.Aravind Kumar.V (Upto 29.02.2024) Company Secretary	10.29	0.36
6.	Mr.T.Karthik Narayanan (From 18.03.2024) Company Secretary	0.68	-

1. **Percentage increase in remuneration of each Director, Chief Financial Officer, Chief Executive Officer, Company Secretary or Manager, if any, in the Financial Year 2023 - 2024**
Nil
2. **Percentage increase in the median remuneration of employees in the Financial Year 2023 - 2024:** Nil
3. **No. of permanent employees on the Rolls of the Company:** 328
4. **Average percentile increase already made in the salaries of employees other than the Managerial Personnel in the last Financial year and its comparison with the percentile increase in the managerial remuneration and justification thereof and point out if there are any exceptional circumstances for increase in the managerial remuneration:** No increase in remuneration of the employees as well as the Managerial Remuneration.
5. **Affirmation that the remuneration is as per the Remuneration Policy of the Company:** It is affirmed that the remuneration paid to the Directors and Key Managerial Personnel is as per the Remuneration Policy of the Company.
6. No employee of the Company receives, for the Financial Year 2023 - 2024 remuneration of Rupees One Crore and Two Lakhs, in aggregate for that Financial Year or Rupees Eight Lakhs and Fifty Thousand per month or in excess of remuneration of Managing Director or Whole Time Director and holds along with his / her spouse and dependent children not less than 2% of Equity Shares of the Company, in terms of Rule 5 (2) of the Companies (Appointment and Remuneration of Managerial Personnel) Rules, 2014.

// BY ORDER OF THE BOARD//

Place : Chennai
Date : 29/05/2024

**VINOD R.SETHI
EXECUTIVE CHAIRMAN
DIN: 00106598**

**FORM No. AOC - 2 - DISCLOSURE OF PARTICULARS OF CONTRACTS / ARRANGEMENTS
ENTERED INTO BY THE COMPANY WITH RELATED PARTIES REFERRED
TO SECTION 188 (1) OF THE COMPANIES ACT, 2013**

*[Pursuant to Section 134 (3) (h) of the Companies Act, 2013 and Rule 8 (2) the Companies
(Accounts) Rules, 2014]*

1. **Details of Contracts or Arrangements or Transactions not at arm's length basis: NIL**
2. **Details of Contracts or Arrangements or Transactions at arm's length basis:**

(a)	Name of Related Party and (Nature of Relationship)	The Eimco - K.C.P. Limited (Wholly-Owned Subsidiary)	The Eimco-K.C.P. Limited (Wholly-Owned Subsidiary)	Amethyst Cafe Private Limited (Entity in which Director of the Company is interested)
(b)	Nature of Contract / Arrangement / Transaction	Leasing of Property, Sale of Goods, Purchase of Assets	Management Consultancy Services	Leasing of Property
(c)	Duration of Contract / Arrangement / Transaction	11 Months (Lease Rental)	01/04/2023 to 31/03/2024	11 Months
(d)	Salient Terms of the Contract / Arrangement / Transaction	Leasing of Property of the Company on rental basis / Job Work / Material Work	Providing Management Consultancy Services	Leasing of Property of the Company on rental basis
(e)	Date of Approval by the Board	09/02/2023 (period covered: 01/02/2023 to 31/12/2023) 09/02/2024 (period covered: 01/01/2024 to 30/11/2024)	29/05/2023 (period covered: 01/04/2023 to 31/03/2024)	09/02/2023 (period covered: 01/02/2023 to 31/12/2023) 09/02/2024 (period covered: 01/01/2024 to 30/11/2024)
(f)	Amount paid as Advances, if any	NIL	NIL	Rs.4.25 Lakhs

// BY ORDER OF THE BOARD//

Place : Chennai
Date : 29/05/2024

**VINOD R.SETHI
EXECUTIVE CHAIRMAN
DIN: 00106598**

FORM MR-3

SECRETARIAL AUDIT REPORT

FOR THE FINANCIAL YEAR ENDED 31st MARCH, 2024

[Pursuant to section 204(1) of the Companies Act, 2013 and Rule No.9 of the Companies (Appointment and Remuneration of Managerial Personnel) Rules, 2014 and Regulation 24 A of the SEBI (Listing Obligations and Disclosure Requirements), Regulations, 2015 as amended]

To

The Board of Directors,
K.C.P.SUGAR AND INDUSTRIES CORPORATION LIMITED
CIN: L15421TN1995PLC033198
Ramakrishna Buildings, New No.239 (Old No.183)
Anna Salai, Chennai- 600 006.

I have conducted the Secretarial Audit of the compliance of applicable statutory provisions and the adherence to good corporate practices by **K.C.P.SUGAR AND INDUSTRIES CORPORATION LIMITED** (hereinafter called the "Company"). Secretarial Audit was conducted in a manner that provided us a reasonable basis for evaluating the corporate conducts/statutory compliances and expressing my opinion thereon.

Secretarial Audit was conducted in a manner that provided me a reasonable basis for evaluating the corporate conduct/statutory compliances and expressing my opinion thereon. Based on verification of the Company's books, papers, minute books, forms and returns filed and other records maintained by the Company, to the extent the information provided by the Company, its officers, agents and authorised representatives during the conduct of secretarial audit, the explanations and clarifications given to me and the representations made by the Management and considering the relaxations granted by the Ministry of Corporate Affairs and Securities and Exchange Board of India warranted due to the spread of the COVID-19 pandemic, I hereby report that in my opinion, the Company has, during the period under review covering the financial year ended on March 31, 2024 ("the Audit Period"), generally complied with the statutory provisions listed hereunder and also that the Company has proper Board processes and compliance mechanism in place to the extent, in the manner and subject to the reporting made hereinafter:

I have examined the records which include books, papers, minute books, forms and returns filed and other records made available to me and maintained by the Company for the Audit Period according to the provisions of:

- (i) The Companies Act, 2013 (the Act) and the rules made thereunder;
- (ii) The Securities Contract (Regulation) Act, 1956 ('SCRA') and the rules made thereunder;
- (iii) The Depositories Act, 1996 and the Regulations and Bye-laws framed thereunder;
- (iv) Foreign Exchange Management Act, 1999 and the rules and regulations made thereunder (not applicable during the period under review);
- (v) The following Regulations and Guidelines prescribed under the Securities and Exchange Board of India Act, 1992 ('SEBI Act'), to the extent applicable:
 - (a) The Securities and Exchange Board of India (Substantial Acquisition of Shares and Takeovers) Regulations, 2011;
 - (b) The Securities and Exchange Board of India (Prohibition of Insider Trading) Regulations, 2015;
 - (c) The Securities and Exchange Board of India (Listing Obligations and Disclosure Requirements) Regulations, 2015;
 - (d) The Securities and Exchange Board of India (Issue of Capital and Disclosure Requirements) Regulations, 2018 (not applicable during the period under review);

- (e) The Securities and Exchange Board of India (Share Based Employee Benefits) Regulations, 2014 (not applicable during the period under review);
 - (f) The Securities and Exchange Board of India (Issue and Listing of Debt Securities) Regulations, 2008 (not applicable during the period under review);
 - (g) The Securities and Exchange Board of India (Registrars to an Issue and Share Transfer Agents) Regulations, 1993 (not applicable during the period under review);
 - (h) The Securities and Exchange Board of India (Delisting of Equity Shares) Regulations, 2009; (not applicable during the period under review); and
 - (i) The Securities and Exchange Board of India (Buyback of Securities) Regulations, 2018; (not applicable during the period under review);
- (vi) Other laws applicable specifically to the Company namely:
- (a) The Sugar Development Fund Act, 1982 and Rules;
 - (b) The Sugar (Control) Order, 1966;
 - (c) The Sugarcane (Control) Order, 1966;
 - (d) The Food Safety and Standards Act, 2006 and Rules;
 - (e) Food Safety and Standards Regulations;
 - (f) The Essential Commodities Act, 1955;
 - (g) Boiler Act, 1923;
 - (h) Electricity Act, 2003 and Rules;
 - (i) The Legal Metrology Act, 2009;

I have also examined compliance with the applicable clauses of the following:

- (i) Secretarial Standards issued by The Institute of Company Secretaries of India with respect to board meetings, general meetings and dividend.
- (ii) The Listing Agreements entered into by the Corporation with BSE Limited and National Stock Exchange of India Limited read with the SEBI (Listing Obligations and Disclosure Requirements) Regulations, 2015.

During the period under review, the Company has complied with the provisions of the Act, Rules, Regulations, Guidelines, standards etc. as mentioned above.

I report that:

- (i) The Board of Directors of the Company is duly constituted with proper balance of Executive Directors, Non-Executive Directors and Independent Directors.
- (ii) The changes in the composition of the Board of Directors that took place during the period under review were carried out in compliance with the provisions of the Act.
- (iii) Adequate notice was given to all directors to schedule the Board Meetings, agenda and detailed notes on agenda were sent at least seven days in advance except where the meeting was held at a short notice to transact urgent business, and a system exists for seeking and obtaining further information and clarifications on the agenda items before the meeting and for meaningful participation at the meeting.
- (iv) As per the minutes of the meetings duly recorded and confirmed by the Directors, the decisions of the Board were carried through by majority while there were no dissenting views recorded as part of the minutes.
- (v) The Compliance by the Company of the applicable financial laws like direct and indirect tax laws and maintenance of financial records and books of accounts has not been reviewed in this audit since the same have been subject to review by statutory financial auditors, tax auditors and other designated professionals.

I further report that there are adequate systems and processes in the Company commensurate with the size and operations of the Company to monitor and ensure compliance with applicable laws, rules, regulations and guidelines.

I further report that during the period under review, the Company has not undertaken any specific events/ actions that will have a major bearing on the Company's compliance responsibility in pursuance of the above referred laws, rules, regulations, guidelines, standards etc.

Place : Chennai
Date : 29/05/2024

Rajashree Santhanam
Practising Company Secretary
FCS No.10367
CP 10096
PR 1553/2021
UDIN : F010367F000446451

ANNEXURE – A

To

The Board of Directors,
K.C.P. SUGAR AND INDUSTRIES CORPORATION LIMITED
CIN: L15421TN1995PLC033198
Ramakrishna Buildings, New No.239 (old No.183)
Anna Salai, Chennai- 600 006

My Secretarial Audit report dated 24/05/2024 is to be read along with this letter.

1. Maintenance of secretarial record is the responsibility of the management of the Company. My responsibility is to express an opinion on these secretarial records based on my audit.
2. I have followed the audit practices and processes as were appropriate to obtain reasonable assurance about the correctness of the contents of the Secretarial records. The verification was done on test basis to ensure that correct facts are reflected in secretarial records. I believe that the processes and practices, I followed provide a reasonable basis of my opinion.
3. I have not verified the correctness and appropriateness of financial records and books of accounts of the Company.
4. Wherever required, I have obtained the management representation about the compliance of laws, rules and regulations and happening of events etc.
5. The compliance of the provisions of Corporate and other applicable laws, rules, regulations, standards is the responsibility of the management. My examination was limited to the verification of procedures on test basis.
6. The Secretarial Audit report is neither an assurance as to the future viability of the Company nor of the efficacy or effectiveness with which the management has conducted the affairs of the Company.

Place : Chennai
Date : 29/05/2024

Rajashree Santhanam
Practising Company Secretary
FCS No.10367
CP 10096
PR 1553/2021
UDIN : F010367F000446451

INDEPENDENT AUDITOR'S REPORT**To the members of K.C.P Sugar and Industries Corporation Limited
Report on the Audit of the Standalone Financial Statements****Opinion**

We have audited the standalone financial statements of **K.C.P Sugar and Industries Corporation Limited** ("the Company"), which comprise the standalone balance sheet as at March 31, 2024, the standalone statement of profit and loss (including other comprehensive income), the standalone statement of changes in equity and standalone statement of cash flows for the year then ended, and notes to the standalone financial statements, including a summary of significant accounting policies and other explanatory information (hereinafter referred to as the "standalone financial statements").

In our opinion and to the best of our information and according to the explanations given to us, the aforesaid standalone financial statements give the information required by the Companies Act, 2013 ("the Act") in the manner so required and give a true and fair view in conformity with the Indian Accounting Standards prescribed under sec 133 of the Act read with the Companies (Indian Accounting Standards) Rules, 2015, as amended, ("Ind AS") and other accounting principles generally accepted in India, of the state of affairs of the Company as at March 31, 2024, its profit and other comprehensive income, its cash flows and the changes in equity for the year ended on that date.

Basis for Opinion

We conducted our audit of the standalone financial statements in accordance with the Standards on Auditing specified under section 143(10) of the Companies Act 2013 (SAs). Our responsibilities under those Standards are further described in the *Auditor's Responsibilities for the Audit of the Standalone Financial Statements* section of our report. We are independent of the Company in accordance with the Code of Ethics issued by the Institute of Chartered Accountants of India (ICAI) together with the independence requirements that are relevant to our audit of the standalone financial statements under the provisions of the Companies Act 2013 and the Rules thereunder, and we have fulfilled our other ethical responsibilities in accordance with these requirements and the ICAI's Code of Ethics. We believe that the audit evidence we have obtained is sufficient and appropriate to provide a basis for our audit opinion on the standalone financial statements.

Key Audit Matters

Key audit matters are those matters that, in our professional judgment, were of most significance in our audit of the standalone financial statements of the current period. These matters were addressed in the context of our audit of the standalone financial statements as a whole, and in forming our opinion thereon, and we do not provide a separate opinion on these matters.

We have determined the matters described below to be the key audit matters to be communicated in our audit report:

#	Key Audit Matters	How the matter was addressed in our audit
1	<p>Determination of net realizable value of inventory of sugar as at the year ended March 31, 2024.</p> <p>As on March 31, 2024, the Company has inventory of sugar with the carrying value Rs. 11,679.35 lakhs. The inventory of sugar is valued at the lower of cost and net realizable value. We considered the inventory valuation of sugar as a key audit matter given the relative size of the balance in the financial statements and significant judgment involved in the consideration of factors such as monthly quota, fluctuation in selling prices and the related notifications of the Government in determination of net realizable value.</p> <p>Refer note 43 to the standalone financial statements.</p>	<p>Our audit procedures included the following:</p> <ol style="list-style-type: none"> 1. We understood and tested the design and operating effectiveness of controls as established by the management in determination of net realizable value of inventory of sugar. 2. Assessing the appropriateness of Company's accounting policy for valuation of finished goods and compliance of the policy with the requirements of the prevailing accounting standards. 3. We considered various factors including the actual selling price prevailing around and subsequent to the year-end, minimum selling price, monthly quota and other notifications of the Government of India, initiatives taken by the Government with respect to sugar industries.

	<p>4. Compared the cost of the finished goods with the estimated net realizable value and checked if the finished goods were recorded at net realizable value where the cost was higher than the net realizable value. For the purpose of determining cost, the Company has considered the prevailing market conditions.</p> <p>Based on the above procedures performed, the management's determination of the net realizable value of the inventory of sugar as at the year end and comparison with cost for valuation of inventory, is considered to be reasonable.</p>
--	---

Information other than the Standalone Financial Statements and Auditor's Report thereon

The Company's Management and Board of Directors are responsible for the other information. The other information comprises the information included in the Management Discussion and Analysis, Board's Report including Annexures to Board's Report, Corporate Governance and Shareholder's Information, but does not include the standalone financial statements and our auditor's report thereon.

Our opinion on the standalone financial statements does not cover the other information and we do not express any form of assurance conclusion thereon.

In connection with our audit of the standalone financial statements, our responsibility is to read the other information and, in doing so, consider whether the other information is materially inconsistent with the standalone financial statements or our knowledge obtained during the course of our audit or otherwise appears to be materially misstated.

When we read the annual report, if we conclude that there is a material misstatement therein, we are required to communicate to those charged with governance and take necessary actions as required under applicable laws and regulations.

Management's and Board of Directors Responsibilities for Standalone Financial Statements

The Company's Management and Board of Directors are responsible for the matters stated in Section 134(5) of the Companies Act, 2013 ("the Act") with respect to the preparation of these standalone financial statements that give a true and fair view of the financial position, financial performance including other comprehensive income / loss, changes in equity and cash flows of the Company in accordance with accounting principles generally accepted in India, including the Indian Accounting Standards (Ind AS) specified under section 133 of the Act. This responsibility also includes maintenance of adequate accounting records in accordance with the provisions of the Act for safeguarding of the assets of the Company and for preventing and detecting frauds and other irregularities; selection and application of appropriate accounting policies; making judgments and estimates that are reasonable and prudent; and the design, implementation and maintenance of adequate internal financial controls, that were operating effectively for ensuring the accuracy and completeness of the accounting records, relevant to the preparation and presentation of the standalone financial statements that give a true and fair view and are free from material misstatement, whether due to fraud or error.

In preparing the standalone financial statements, the Management and Board of Directors are responsible for assessing the Company's ability to continue as a going concern, disclosing, as applicable, matters related to going concern and using the going concern basis of accounting unless management either intends to liquidate the Company or to cease operations, or has no realistic alternative but to do so.

The Board of Directors are responsible for overseeing the Company's financial reporting process.

Auditor's Responsibilities for the Audit of the Standalone Financial Statements

Our objectives are to obtain reasonable assurance about whether the financial statements as a whole are free from material misstatement, whether due to fraud or error, and to issue an auditor's report that includes our opinion. Reasonable assurance is a high level of assurance, but is not a guarantee that an

audit conducted in accordance with SAs will always detect a material misstatement when it exists. Misstatements can arise from fraud or error and are considered material if, individually or in the aggregate, they could reasonably be expected to influence the economic decisions of users taken on the basis of these standalone financial statements.

As part of an audit in accordance with SAs, we exercise professional judgment and maintain professional skepticism throughout the audit. We also:

- Identify and assess the risks of material misstatement of the financial statements, whether due to fraud or error, design and perform audit procedures responsive to those risks, and obtain audit evidence that is sufficient and appropriate to provide a basis for our opinion. The risk of not detecting a material misstatement resulting from fraud is higher than for one resulting from error, as fraud may involve collusion, forgery, intentional omissions, misrepresentations, or the override of internal control.
- Obtain an understanding of internal financial controls relevant to the audit in order to design audit procedures that are appropriate in the circumstances. Under section 143(3)(i) of the Companies Act, 2013, we are also responsible for expressing our opinion on whether the Company has adequate internal financial controls system in place and the operating effectiveness of such controls.
- Evaluate the appropriateness of accounting policies used and the reasonableness of accounting estimates and related disclosures made by the Management and Board of Directors.
- Conclude on the appropriateness of the Management and Board of Directors use of the going concern basis of accounting and, based on the audit evidence obtained, whether a material uncertainty exists related to events or conditions that may cast significant doubt on the Company's ability to continue as a going concern. If we conclude that a material uncertainty exists, we are required to draw attention in our auditor's report to the related disclosures in the standalone financial statements or, if such disclosures are inadequate, to modify our opinion. Our conclusions are based on the audit evidence obtained up to the date of our auditor's report. However, future events or conditions may cause the Company to cease to continue as a going concern.
- Evaluate the overall presentation, structure and content of the standalone financial statements, including the disclosures, and whether the standalone financial statements represent the underlying transactions and events in a manner that achieves fair presentation.

Materiality is the magnitude of misstatements in the financial statements that, individually or in aggregate, makes it probable that the economic decisions of a reasonably knowledgeable user of the standalone financial statements may be influenced. We consider quantitative materiality and qualitative factors in (i) planning the scope of our audit work and in evaluating the results of our work; and (ii) to evaluate the effect of any identified misstatements in the financial statements.

We communicate with those charged with governance regarding, among other matters, the planned scope and timing of the audit and significant audit findings, including any significant deficiencies in internal control that we identify during our audit.

We also provide those charged with governance with a statement that we have complied with relevant ethical requirements regarding independence, and to communicate with them all relationships and other matters that may reasonably be thought to bear on our independence, and where applicable, related safeguards.

From the matters communicated with those charged with governance, we determine those matters that were of most significance in the audit of the standalone financial statements of the current period and are therefore the key audit matters. We describe these matters in our auditor's report unless law or regulation precludes public disclosure about the matter or when, in extremely rare circumstances, we determine that a matter should not be communicated in our report because the adverse consequences of doing so would reasonably be expected to outweigh the public interest benefits of such communication.

Report on Other Legal and Regulatory Requirements

1. As required by the Companies (Auditor's report) Order, 2020 ("the Order") issued by the Central Government of India in terms of sub-section (11) of section 143 of the Act, we give in the Annexure A, a statement on the matters specified in paragraphs 3 and 4 of the Order.

2. As required by section 143 (3) of the Act, we report that:
- (a) We have sought and obtained all the information and explanations which to the best of our knowledge and belief were necessary for the purpose of our audit.
 - (b) In our opinion, proper books of accounts as required by law have been kept by the Company so far as it appears from our examination of those books.
 - (c) The standalone balance sheet, standalone statement of profit and loss, (including the other comprehensive income), the standalone statement of changes in equity and the standalone statement of cash flows dealt with by this Report are in agreement with the books of account.
 - (d) In our opinion, the aforesaid standalone financial statements comply with the Indian Accounting Standards specified under section 133 of the Act.
 - (e) On the basis of written representations received from the directors as on March 31, 2024, and taken on record by the Board of Directors, none of the directors is disqualified as on March 31, 2024, from being appointed as a director in terms of section 164 (2) of the Act.
 - (f) With respect to the adequacy of the internal financial controls over financial reporting of the Company and the operating effectiveness of such controls, refer to our separate Report in "Annexure B" to this report.
 - (g) With respect to the matter to be included in the Auditor's Report in accordance with the requirements of section 197(16) of the Act, as amended:

In our opinion and to the best of our information and according to the explanations given to us, the managerial remuneration of INR 60.51 lakhs paid by the Company to its Managing Director and the Chairman during the year represents the minimum remuneration for the fourth consecutive financial year of their tenure. Schedule V of the Act restricts the payment of minimum remuneration to a period of three years in the absence of adequate profits. The above remuneration paid is compliant with section 197 and Schedule V of the Act, subject to approval by the shareholders in its general meeting. Refer note 54 to the standalone financial statements.
 - (h) With respect to the other matters to be included in the Auditor's Report in accordance with Rule 11 of the Companies (Audit and Auditors) Rules, 2014, in our opinion and to the best of our information and according to the explanations given to us:
 - i. The Company has disclosed the impact of pending litigations on its financial position. Refer note 45b to the financial statements.
 - ii. The Company did not have any long-term contracts including derivative contracts for which there were any material foreseeable losses.
 - iii. There were no delay in transferring the amounts which were required to be transferred, to the Investor Education and Protection Fund by the Company.
 - iv. (a) The management has represented, to the best of its knowledge and belief, as disclosed in note 65 to the standalone financial statements, that no funds (which are material either individually or in aggregate) have been advanced or loaned or invested (either from borrowed funds or share premium or any other sources or kind of funds) by the Company to or in any other person or entity, including foreign entity ("Intermediaries"), with the understanding, whether recorded in writing or otherwise, that the Intermediary shall, whether directly or indirectly lend or invest in other persons or entities identified in any manner whatsoever by or on behalf of the Company ("Ultimate Beneficiaries") or provide any guarantee, security or the like on behalf of the Ultimate Beneficiaries;
 - (b) The management has represented, to the best of its knowledge and belief, as disclosed in note 66 to the standalone financial statements, that no funds (which are material either individually or in aggregate) have been received by the Company from any person or entity, including foreign entity ("Funding Parties"), with the understanding, whether recorded in writing or otherwise, that the Company shall, whether directly or indirectly lend or invest in other persons or entities identified in

any manner whatsoever by or on behalf of the Funding Party ("Ultimate Beneficiaries") or provide any guarantee, security or the like on behalf of the Ultimate Beneficiaries;

- (c) Based on the audit procedures that have been considered reasonable and appropriate in the circumstances, nothing has come to our notice that has caused us to believe that the representations under sub-clause (i) and (ii) of Rule 11(e), as provided under (a) and (b) above, contain any material misstatement.
- v. (a) The final dividend proposed in the previous year, declared and paid by the Company during the year is in accordance, with Section 123 of the Act, as applicable.
- (b) The Board of Directors of the Company have proposed final dividend for the year which is subject to the approval of the members at the ensuing Annual General Meeting. The amount of dividend proposed is in accordance with section 123 of the Act, as applicable.
- vi. Based on our examination, which included test checks, the Company has used an accounting software for maintaining its books of accounts for the period ended 31 March 2024, which has a feature of recording audit trail (edit log) facility and the same has operated throughout the year for all relevant transactions recorded in the software. Further, during the course of the audit we did not come across any instance of the audit trail feature being tampered with.

As proviso to Rule 3(1) of the Companies (Accounts) Rules, 2014 is applicable from 01 April 2023, reporting under rule Rule 11(g) of the Companies (Audit and Auditors) Rules, 2014 on preservation of audit trail as per the statutory requirements for record retention is not applicable for the financial year ended March 31, 2024.

for **B. Purushottam & Co.**

Chartered Accountants

Firm's Registration No. 002808S

B Mahidhar Krishna

Partner

Membership No. 243632

UDIN: 24243632BKCOGT8385

Place : Chennai

Date : 29/05/2024

ANNEXURE A TO THE INDEPENDENT AUDITOR'S REPORT OF EVEN DATE TO THE MEMBERS OF K.C.P SUGAR AND INDUSTRIES CORPORATION LIMITED, ON THE FINANCIAL STATEMENTS FOR THE YEAR ENDED MARCH 31, 2024.

(Referred to in paragraph 1 under 'Report on Other Legal and Regulatory Requirements' section of our report of even date)

Based on the audit procedures performed for the purpose of reporting a true and fair view of the financial statements of the Company and taking into consideration the information and explanations given to us and the books of accounts and other records examined by us, in the normal course of audit, and to the best of our knowledge, we report that:

- i. in respect of the Company's property, plant and equipment and intangible assets:
 - (a) A. the Company has maintained proper records showing full particulars, including quantitative details and situation of property, plant and equipment. B. the Company has maintained proper records showing full particulars of intangible assets.
 - (b) the Company has a program of physical verification of property, plant and equipment at regular intervals so to cover all the assets which, in our opinion, is reasonable having regard to the size of the Company and the nature of its assets. According to the information and explanations given to us, no material discrepancies were noticed on such verification
 - (c) according to the information and explanations given to us and on the basis of our examination of the records of the Company, the title deeds of immovable properties are held in the name of the Company, except in respect of certain immovable properties (land and buildings), which have been transferred to the Company as per a scheme of demerger, which are in the name of the erstwhile demerged Company. Refer note 3.1 and note 64 to the standalone financial statements.
 - (d) the Company has not revalued any of its property, plant and equipment and intangible assets during the year.
 - (e) no proceedings have been initiated during the year or are pending against the Company as at March 31, 2024 for holding any benami property under the Benami Transactions (Prohibitions) Act, 1988 (as amended in 2016) and rules made thereunder.
- ii.
 - (a) the Company has a program of physical verification of inventory at regular intervals which, in our opinion, is reasonable having regard to the size of the Company and the nature of its inventory. According to the information and explanations given to us, no material discrepancies were noticed on such verification.
 - (b) the Company has been sanctioned working capital facilities in excess of INR 5 crores, in aggregate, from banks or financial institutions on the basis of security of current assets. The reconciliation between the quarterly returns or statements filed by the Company with the bank and the Company's books of accounts are given in note 67 to the standalone financial statements.
- iii. the Company has not made investments or provided guarantee or security or granted loans or advances, secured or unsecured, to Companies, Firms, Limited Liability Partnerships or any other parties, during the year and hence reporting under clause 3(iii) and its sub clauses (a) to (f) of the Order is not applicable.
- iv. the Company has not provided any guarantee or security as specified under sections 185 and 186 of the Act. In respect of loans granted and investments made, the Company has complied with the provisions of section 185 and 186 of the Act, as applicable.
- v. In respect of deposits accepted, in our opinion and according to the information and explanations given to us, directives issued by the Reserve Bank of India and the provisions of section 73 to 76 or any other relevant provisions of the Companies Act, 2013 and the rules framed there under, to the extent applicable, have been complied with. We are informed by the management that no order has been passed by the Company Law Board, National Company Law Tribunal or Reserve Bank of India or any court or any other Tribunal.
- vi. We have broadly reviewed the books of accounts and records maintained by the company pursuant

to the Rules made by the Central Government for the maintenance of Cost Records under section 148(1) of the Companies Act, 2013 and we are of the opinion that prima facie, the prescribed accounts and records have been made and maintained.

vii. in respect of statutory dues:

- (a) the Company is regular in depositing undisputed statutory dues including provident fund, employees' state insurance, income-tax, goods and service tax, duty of customs, cess and other material statutory dues applicable to it with the appropriate authorities. There were no undisputed amounts payable which were outstanding as on March 31, 2024 for a period of more than six months from the date on which they became payable
- (b) details of statutory dues referred to in sub-clause (a) above which have not been deposited as on March 31, 2024, on account of disputes are given below:

Name of the statute	Disputed Amount in INR lakhs	Period to which the amount related to	Paid under protest INR lakhs	Forum where the dispute is pending
Andhra Pradesh Value Added Tax Act, 2005	16.61	April 2009 to October 2013	16.61	Sales Tax Appellate Tribunal, Vizag
Employees provident funds and Miscellaneous Provisions Act, 1952	110.95	April 2011 to November 2013	38.31	The Employee's Provident Funds Appellate Tribunal (EPFAT), Bangalore
A.P.E.D Act, 1939	21.74	17 th July 2003 to 31 st March 2017	10.87	Hon'ble Andhra Pradesh High Court.
A.P.E.D Act, 1939	557.13	17 th July 2003 to 23 rd May 2013.	334.28	Hon'ble Supreme Court of India

- viii. there were no transactions relating to previously unrecorded income that have been surrendered or disclosed as income during the year in the tax assessments under the Income Tax Act, 1961.
- ix. (a) the Company has not defaulted in repayment of loans or other borrowings or in the payment of interest thereon to any lender during the year and hence reporting under clause 3(ix)(a) of the Order is not applicable
- (b) the Company has not been declared a willful defaulter by any bank of financial institution or government or any government authority.
- (c) as per the information and explanations provided to us, the term loans were applied for the purpose for which the loans were obtained.
- (d) on an overall examination of the standalone financial statements of the Company, funds raised on short term basis have, prima facie, not been used during the year for long-term purposes by the Company.
- (e) on an overall examination of the standalone financial statements of the Company, the Company has not taken funds from any entity or person on account of or to meet the obligations of its subsidiaries.
- (f) According to the information and explanations given to us, the Company has not raised any loans during the year on the pledge of securities held in its subsidiaries, joint ventures or associate companies and hence reporting under clause 3(ix)(f) of the Order is not applicable.
- x. (a) the Company has not raised moneys by way of initial public offer or further public offer (including debt instruments) during the year and hence reporting under clause 3(x)(a) is not applicable.
- (b) the Company has not made any preferential allotment or private placement of shares or convertible debentures (fully or partly or optionally) and hence reporting under clause 3(x)(b) of the Order is not applicable.

- xi. (a) no fraud by the Company and no fraud on the Company has been noticed or reporting during the year
(b) no reporting under sub-section (12) of section 143 of the Companies Act has been filed in Form ADT-4 as prescribed under rule 13 of Companies (Audit and Auditors) Rules, 2014 with the Central Government, during the date of this report.
(c) as informed by the Company, there were no whistle-blower complaints received during the year.
- xii. the Company is not a Nidhi Company and hence reporting under clause 3(xii) of the Order is not applicable.
- xiii. In our opinion, the Company is in compliance with sections 177 and 188 of the Act, where applicable, and the requisite details have been disclosed in the standalone financial statements etc., as required by the applicable Indian Accounting Standards.
- xiv. (a) In our opinion and based on our examination, the Company has an adequate internal audit system commensurate with the size and the nature of its business.
(b) we have considered the internal audit reports of the Company issued during the year and till date.
- xv. the Company has not entered into any non-cash transactions its directors or persons connected with its directors and hence provisions of section 192 of the Act are not applicable to the Company.
- xvi. in our opinion, the Company is not required to registered under section 45-IA of the Reserve Bank of India Act, 1934 and hence reporting under clause 3(xvi) and its sub-clauses of the Order is not applicable.
- xvii. the Company has not incurred cash losses during the financial year and the immediately preceding financial year.
- xviii. there has been no resignation of the statutory auditors of the Company during the year.
- xix. on the basis of the financial ratios, ageing and expected dates of realisation of financial assets and payment of financial liabilities, other information accompanying the standalone financial statements and our knowledge of the Board of Directors and Management plans and based on our examination of the evidence supporting the assumptions, nothing has come to our attention, which causes us to believe that any material uncertainty exists as on the date of the audit report indicating that Company is not capable of meeting its liabilities existing at the date of balance sheet as and when they fall due within a period of one year from the balance sheet date. We, however, state that this is not an assurance as to the future viability of the Company. We further state that our reporting is based on the facts up to the date of the audit report and we neither give any guarantee nor any assurance that all liabilities falling due within a period of one year from the balance sheet date, will get discharged by the Company as and when they fall due.
- xx. (a) there are no ongoing projects as defined under sub-section (5) of section 135 of the Act and hence reporting under clause 3(xx)(a) of the Order is not applicable
(b) there are no unspent amount as defined under sub-section (5) of section 135 of the Act and hence reporting under clause 3(xx)(b) of the Order is not applicable.

For B. Purushottam & Co.
Chartered Accountants
Firm's Registration No. 002808S

B Mahidhar Krrishna
Partner
Membership No. 243632
UDIN: 24243632BKCOGT8385

Place : Chennai
Date : 29/05/2024

ANNEXURE B TO THE INDEPENDENT AUDITOR'S REPORT ON THE STANDALONE FINANCIAL STATEMENTS OF K.C.P. SUGAR AND INDUSTRIES CORPORATION LIMITED FOR THE YEAR ENDED MARCH 31, 2024**Report on the Internal Financial Controls Over Financial Reporting under Clause (i) of Subsection 3 of Section 143 of the Companies Act, 2013 ("the Act")**

(Referred to in paragraph 2(f) under 'Report on Other Legal and Regulatory Requirements' section of our report of even date)

We have audited the internal financial controls over financial reporting of K.C.P. Sugar and Industries Corporation Limited ("the Company") as of March 31, 2024 in conjunction with our audit of the standalone financial statements of the Company for the year ended on that date.

Management's and Board of Directors Responsibilities for Internal Financial Controls

The Company's Management and the Board of Directors are responsible for establishing and maintaining internal financial controls based on the internal control over financial reporting criteria established by the Company considering the essential components of internal control stated in the Guidance Note on Audit of Internal Financial Controls Over Financial Reporting issued by the Institute of Chartered Accountants of India. These responsibilities include the design, implementation and maintenance of adequate internal financial controls that were operating effectively for ensuring the orderly and efficient conduct of its business, the safeguarding of its assets, the prevention and detection of frauds and errors, the accuracy and completeness of the accounting records, and the timely preparation of reliable financial information, as required under the Companies Act, 2013.

Auditor's Responsibility

Our responsibility is to express an opinion on the internal financial controls over financial reporting of the Company based on our audit. We conducted our audit in accordance with the Guidance Note on Audit of Internal Financial Controls Over Financial Reporting (the "Guidance Note") issued by the Institute of Chartered Accountants of India and the Standards on Auditing prescribed under Section 143(10) of the Companies Act, 2013, to the extent applicable to an audit of internal financial controls.

Those Standards and the Guidance Note require that we comply with ethical requirements and plan and perform the audit to obtain reasonable assurance about whether adequate internal financial controls over financial reporting was established and maintained and if such controls operated effectively in all material respects.

Our audit involves performing procedures to obtain audit evidence about the adequacy of the internal financial controls system over financial reporting and their operating effectiveness. Our audit of internal financial controls over financial reporting included obtaining an understanding of internal financial controls over financial reporting, assessing the risk that a material weakness exists, and testing and evaluating the design and operating effectiveness of internal control based on the assessed risk. The procedures selected depend on the auditor's judgment, including the assessment of the risks of material misstatement of the financial statements, whether due to fraud or error.

We believe that the audit evidence we have obtained is sufficient and appropriate to provide a basis for our audit opinion on the Company's internal financial controls system over financial reporting.

Meaning of Internal Financial Controls Over Financial Reporting

A company's internal financial control over financial reporting is a process designed to provide reasonable assurance regarding the reliability of financial reporting and the preparation of standalone financial statements for external purposes in accordance with generally accepted accounting principles. A company's internal financial control over financial reporting includes those policies and procedures that

- (1) Pertain to the maintenance of records that, in reasonable detail, accurately and fairly reflect the transactions and dispositions of the assets of the company;
- (2) Provide reasonable assurance that transactions are recorded as necessary to permit preparation of standalone financial statements in accordance with generally accepted accounting principles, and that receipts and expenditures of the company are being made only in accordance with authorisations of management and directors of the company; and

- (3) Provide reasonable assurance regarding prevention or timely detection of unauthorised acquisition, use, or disposition of the company's assets that could have a material effect on the standalone financial statements.

Limitations of Internal Financial Controls over Financial Reporting

Because of the inherent limitations of internal financial controls over financial reporting, including the possibility of collusion or improper management override of controls, material misstatements due to error or fraud may occur and not be detected. Also, projections of any evaluation of the internal financial controls over financial reporting to future periods are subject to the risk that the internal financial control over financial reporting may become inadequate because of changes in conditions, or that the degree of compliance with the policies or procedures may deteriorate.

Opinion

In our opinion, to the best of our information and according to the explanations given to us, the Company has, in all material respects, an adequate internal financial controls system over financial reporting and such internal financial controls over financial reporting were operating effectively as at March 31, 2024, based on the internal control over financial reporting criteria established by the Company considering the essential components of internal control stated in the Guidance Note on Audit of Internal Financial Controls Over Financial Reporting issued by the Institute of Chartered Accountants of India.

For B. Purushottam & Co.
Chartered Accountants
Firm's Registration No. 002808S

B Mahidhar Krrishna
Partner
Membership No. 243632
UDIN: 24243632BKCOGT8385

Place : Chennai
Date : 29/05/2024

Amount in Rupees in Lakhs

Particulars	Note No.	Figures as at the end of Current Reporting Period March 31, 2024	Figures as at the end of the Previous Reporting Period March 31, 2023
ASSETS			
Non-current assets			
(a) Property, plant and equipment	3	8903.35	8895.42
(b) Capital work-in-progress	3 (a)	-	6.09
(c) Intangible assets	4	14.98	18.24
(d) Financial assets			
(i) Investments	5	18676.55	13079.80
(ii) Other Financial Assets	6	85.97	86.72
(e) Other non current assets	7	403.48	403.48
Current assets			
(a) Inventories	8	18852.50	20962.43
(b) Financial Assets			
(i) Investments	9	4171.11	5119.52
(ii) Trade receivables	10	1182.31	804.44
(iii) Cash and cash equivalents	11	2136.13	3451.30
(iv) Bank Balances other than (iii) above	12	1916.92	622.71
(v) Other financial assets	13	32.40	21.56
(c) Current tax assets (Net)	14	-	385.28
(d) Other current assets	15	657.36	696.04
Assets held for sale	16	239.50	435.27
Total Assets		57272.54	54988.30
EQUITY AND LIABILITIES			
Equity			
(a) Equity Share capital	17	1133.85	1133.85
(b) Other equity	18	35854.33	30420.05
LIABILITIES			
Non-current liabilities			
(a) Financial Liabilities			
(i) Borrowings	19	3838.95	4823.94
(ii) Other Financial liabilities	20	98.09	86.75
(b) Provisions	22	199.96	195.60
(c) Deferred tax liabilities	21	1128.69	391.37
Current liabilities			
(a) Financial Liabilities			
(i) Borrowings	23	11378.27	14085.72
(ii) Trade payables			
a) Total outstanding dues of micro enterprises and small enterprises		-	-
b) Total outstanding dues of creditors other than micro enterprises and small enterprises	24	1017.37	902.06
(iii) Other financial liabilities	25	1511.19	1110.14
(b) Other current liabilities	26	810.27	1789.92
(c) Provisions	27	49.99	48.90
(d) Current Tax Liabilities	28	251.58	-
Total Equity and Liabilities		57272.54	54988.30

The accompanying notes form an integral part of these financial statements

As per our report of even date attached

For B. PURUSHOTTAM & CO.
Chartered Accountants
FRN 002808S

B.Mahidhar Krrishna
Partner
Membership No.: 243632

Place : Chennai
Date : 29/05/2024

K.PANNEER SELVAN
Chief Financial Officer
CMA M No.9894

T.KARTHIK NARAYANAN
Company Secretary &
Compliance Officer
M No.A51274

For and on behalf of the Board of Directors

IRMGARD VELAGAPUDI
Managing Director
Din : 00091370

KIRAN VELAGAPUDI
Executive Director
Din : 00091466

STANDALONE STATEMENT OF PROFIT AND LOSS FOR THE YEAR ENDED MARCH 31, 2024

<i>Amount in Rupees in Lakhs</i>			
Particulars	Note No.	Figures for the Current Reporting Period March 31, 2024	Figures for the Previous Reporting Period March 31, 2023
I Revenue from operations	29	29,254.45	22,192.53
II Other Income	30	6,253.06	6,485.99
III Total Income (I+II)		35,507.51	28,678.52
IV Expenses			
Cost of material consumed	31	17,800.73	18,320.72
Purchase of Stock-in-trade		147.66	243.66
Changes in inventories of finished goods, work-in-progress and stock-in-trade	32	5,239.42	(994.40)
Employee benefits expense	33	2,465.56	2,519.58
Finance costs	34	1,050.53	1,360.79
Depreciation and Amortisation	35	527.24	497.92
Other expenses	36	2,437.24	2,496.37
Total expenses (IV)		29,668.39	24,444.64
V Profit/(loss) before exceptional items and tax (iii - iv)		5,839.11	4,233.88
VI Exceptional items - Profit on sale of Asset held for sale		804.42	1,673.15
VII Profit/(loss) before tax		6,643.53	5,907.04
VIII Tax expense			
- Current Tax		315.00	32.41
- Deferred Tax Exp		725.70	921.15
-Tax relating to earlier years		(23.64)	-
IX Profit/(loss) for the period		5,626.48	4,953.47
X Profit/(loss) from discontinuing operations		-	-
XI Other Comprehensive Income			
Items that will not be reclassified to profit or loss			
Remeasurements of defined benefit plan actuarial gains/(losses)		46.20	(22.33)
Income tax expense on above		(11.63)	5.62
		34.57	(16.71)
XII Total Comprehensive Income for the period (Comprising.....profit and other comprehensive income for the period)		5,661.05	4,936.76
XIII Earnings per equity share			
(1) Basic		4.96	4.37
(2) Diluted		4.96	4.37

The accompanying notes form an integral part of these financial statements

As per our report of even date attached

For and on behalf of the Board of Directors

For **B. PURUSHOTTAM & CO.**
Chartered Accountants
FRN 002808S

IRMGARD VELAGAPUDI
Managing Director
Din : 00091370

B.Mahidhar Krrishna
Partner
Membership No.: 243632

K.PANNEER SELVAN
Chief Financial Officer
CMA M No.9894

T.KARTHIK NARAYANAN
Company Secretary &
Compliance Officer
M No.A51274

KIRAN VELAGAPUDI
Executive Director
Din : 00091466

Place : Chennai
Date : 29/05/2024

Amount in Rupees in Lakhs

Particulars	For Year Ended March 31, 2024	For Year Ended March 31, 2023
Cash flows from operating activities		
Total Income for the Period (PBT)	6,643.53	5,907.04
Adjustments:		
- Interest income	(507.09)	(208.01)
- Loss/(Profit) on sale of Property, plant and equipment	(805.10)	(1,702.96)
- Loss/ (Gain) on sale of Investments	(17.39)	(3,817.45)
- Unclaimed balances credited back	(0.35)	(13.72)
- Excess provision credited back	(0.88)	(14.98)
- Adjustment for OCI	46.20	(22.33)
- Interest expense	1,050.53	1,360.79
- Dividend Income	(364.46)	(262.71)
- Fair Value Adjustment	(4,819.63)	(1,378.61)
- Depreciation and amortization	527.24	497.92
Operating cash flow before working capital changes	1,752.62	344.97
Changes in		
- Decrease / (Increase) In Trade Receivables	(377.87)	435.66
- Decrease / (Increase) In Inventory	2,109.94	(1,607.42)
- Decrease / (Increase) In Other current /Non Current Financial Asset(s)	(10.08)	(43.41)
- Decrease / (Increase) In Current Investments	948.41	1,049.74
- Decrease / (Increase) In Other non-current / Non current asset	62.32	144.94
- (Decrease)/ Increase In Long term Provisions	5.24	(174.71)
- (Decrease)/ Increase In Other Financial liabilities Non Current	11.34	(9.74)
- (Decrease)/ Increase In Trade Payables current	115.66	(58.38)
- (Decrease)/ Increase In other current liabilities	(979.65)	(88.19)
- (Decrease)/ Increase In Other financial liabilities current	401.05	256.97
- (Decrease)/ Increase In Short Term provisions current	1.09	(0.70)
Income taxes paid(Net)	321.86	(362.08)
Net Cash generated from / (used in) operations	2,609.30	(457.32)
Cash flows from investing activities		
Purchase of Property, plant and equipment	(533.41)	(785.06)
Proceeds from sale of Property, plant and equipment	1,008.45	2,109.88
Investment made in current and Non Current Investments	(962.66)	(2,472.02)
Dividend Income	364.46	262.71
Proceeds from sale of Investments	202.92	4,244.23
Changes Bank Balances other than Cash and Cash Equivalents	(1,294.21)	(28.77)
Interest received	507.09	208.01
Net cash generated from/(used in) investing activities	(707.36)	3,538.99
Proceeds from / (repayment of) long term and short term borrowings	(3,692.44)	(46.60)
Dividend Paid	(226.77)	(113.39)
Interest paid	(1,050.53)	(1,360.79)
Net cash used in financing activities	(4,969.74)	(1,520.77)
Increase in cash and cash equivalents	(1,315.18)	1,905.87
Cash and cash equivalents at the beginning of the year	3,451.30	1,545.44
Cash and cash equivalents at the end of the year	2,136.13	3,451.30
Components of cash and cash equivalents (refer note 11)		
Cash on hand	5.10	9.88
Balances with banks	2,131.03	3,441.42
Total cash and cash equivalents	2,136.13	3,451.30

The accompanying notes form an integral part of these financial statements

As per our report of even date attached

For and on behalf of the Board of Directors

For B. PURUSHOTTAM & CO.
Chartered Accountants
FRN 002808S

IRMGARD VELAGAPUDI
Managing Director
Din : 00091370

B.Mahidhar Krishna
Partner
Membership No.: 243632

K.PANNEER SELVAN
Chief Financial Officer
CMA M No.9894

T.KARTHIK NARAYANAN
Company Secretary &
Compliance Officer
M No.A51274

KIRAN VELAGAPUDI
Executive Director
Din : 00091466

Place : Chennai
Date : 29/05/2024

STATEMENT OF CHANGES IN EQUITY FOR THE PERIOD ENDED MARCH 31, 2024

A) Equity Share Capital

Amount in Rupees in Lakhs

Particulars	Balance at the beginning of the reporting period	Changes in equity share capital during the year	Balance at the end of the reporting period
For the year ended 31st March, 2023	1,133.85	-	1,133.85
For the year ended 31st March, 2024	1,133.85	-	1,133.85

B) Other Equity

Particulars	Reserves and Surplus			Other Components of Equity	Total
	General Reserve	Investment allowance reserve utilised	Capital redemption reserve		
Balance as at April 01, 2022	11,209.42	45.05	155.45	70.10	25,596.67
Dividend paid				(113.39)	(113.39)
Profit / (Loss) for the period				4,953.47	4,953.47
Other Comprehensive Income for the Year				(16.71)	(16.71)
Balance as at March 31, 2023	11,209.42	45.05	155.45	53.39	30,420.05
Dividend paid				(226.77)	(226.77)
Profit / (Loss) for the period				5,626.48	5,626.48
Other Comprehensive Income for the Year				34.57	34.57
Balance as at March 31, 2024	11,209.42	45.05	155.45	87.97	35,854.33

The accompanying notes form an integral part of these financial statements

As per our report of even date attached

For **B. PURUSHOTTAM & CO.**

Chartered Accountants

FRN 002808S

B. Mahidhar Krrishna

Partner

Membership No.: 243632

Place : Chennai

Date : 29/05/2024

For and on behalf of the Board of Directors

IRMGARD VELAGAPUDI

Managing Director

Din : 00091370

KIRAN VELAGAPUDI

Executive Director

Din : 00091466

T.KARTHIK NARAYANAN

Company Secretary &

Compliance Officer

M No.,A51274

K.PANNEER SELVAN

Chief Financial Officer

CMA M No.9894

1. **Corporate Information**

K.C.P Sugar and Industries Corporation Ltd is a listed entity, one among the leading sugar manufacturing companies in India .The Company has a Sugar factory at Vuyyuru, Krishna District , Andhra Pradesh with a sugarcane crushing capacity of 7500 tons per day. Its allied business consists of manufacturing and marketing of Rectified Spirit, Ethanol, Surgical Spirit, Incidental Cogeneration of Power, Organic Manure, Mycorrhiza Vam, Calcium Lactate and Co₂, processing of Urad Dal and Engineering unit at Thuvakudy, Tamil Nadu. It has its registered office at 239/183, Ramakrishna Building, Anna Salai, Chennai, Tamil Nadu 600006, India.

The financial statements were approved by the Board of Directors and authorised for issued on 29.05.2024

2. **Significant Accounting Policies**

(a) **Statement of compliance:**

The financial statements of the Company have been prepared in accordance with Indian Accounting Standards ("IndAS") notified under the Companies (Indian Accounting Standards) Rules, 2015, notified under Sec 133 of The Companies Act, 2013. The Accounting policies have been consistently applied except where a newly issued accounting standard is initially adopted or a revision to an existing standard requires a change in the accounting policies hitherto in use.

(b) **Basis of preparation and presentation:**

These financial statements have been prepared on a historical cost basis, except for certain financial instruments and net defined benefit liability that are measured at fair value at the end of each reporting period, as explained in the accounting policies below.

(c) **Critical accounting estimates and judgments**

The preparation of financial statements in conformity with IndAS requires management to make judgements, estimates and assumptions that affect the application of accounting policies and the reported amounts of assets and liabilities, disclosures of contingent liabilities at the date of the financial statements and the reported amounts of revenue and expenses for the years presented. Actual results may differ from these estimates.

Estimates and underlying assumptions are reviewed on an ongoing basis. Revisions to accounting estimates are recognised in the period in which the estimates are revised and in any future periods affected.

In particular, information about significant areas of estimation, uncertainty and critical judgments in applying accounting policies that have the most significant effect on the amounts recognized in the financial statements pertain to:

Useful lives of property, plant and equipment and intangible assets: The Company has estimated useful life of each class of assets based on the nature of assets, the estimated usage of the asset, the operating condition of the asset, past history of replacement, anticipated technological changes, etc. The Company reviews the carrying amount of property, plant and equipment and Intangible assets at the Balance Sheet date. This reassessment may result in change in depreciation expense in future periods.

Impairment testing: Property, plant and equipment and Intangible assets are tested for impairment when events occur or changes in circumstances indicate that the recoverable amount of the cash generating unit is less than its carrying value. The recoverable amount of cash generating units is higher of value-in-use and fair value less cost to sell. The calculation involves use of significant estimates and assumptions which includes turnover and earnings multiples, growth rates and net margins used to calculate projected future cash flows, risk-adjusted discount rate, future economic and market conditions.

Income Taxes: Deferred tax assets are recognized to the extent that it is regarded as probable that deductible temporary differences can be realized. The Company estimates deferred tax assets and liabilities based on current tax laws and rates and in certain cases, business

plans, including management's expectations regarding the manner and timing of recovery of the related assets. Changes in these estimates may affect the amount of deferred tax liabilities or the valuation of deferred tax assets and there the tax charge in the statement of profit or loss.

Provision for tax liabilities require judgments on the interpretation of tax legislation, developments in case law and the potential outcomes of tax audits and appeals which may be subject to significant uncertainty. Therefore the actual results may vary from expectations resulting in adjustments to provisions, the valuation of deferred tax assets, cash tax settlements and therefore the tax charge in the statement of profit or loss.

- **Fair value measurement financial instruments:** The fair value of financial instruments that are not traded in an active market is determined by using valuation techniques. This involves significant judgments to select a variety of methods and make assumptions that are mainly based on market conditions existing at the Balance Sheet date. Fair value of financial instruments that are traded in active market is determined from market prices as reduced by estimated cost of trading.
- **Litigation:** From time to time, the Company is subject to legal proceedings, the ultimate outcome of each being always subject to many uncertainties inherent in litigation. A provision for litigation is made when it is considered probable that a payment will be made and the amount of the loss can be reasonably estimated. Significant judgment is made when evaluating, among other factors, the probability of unfavorable outcome and the ability to make a reasonable estimate of the amount of potential loss. Litigation provisions are reviewed at each accounting period and revisions made for the changes in facts and circumstances.
- **Defined benefit plans:** The cost of the defined benefit plans and the present value of the defined benefit obligation are based on actuarial valuation using the projected unit credit method. An actuarial valuation involves making various assumptions that may differ from actual developments in the future. These include the determination of the discount rate, future salary increases and mortality rates. Due to the complexities involved in the valuation and its long term nature, a defined benefit obligation is highly sensitive to changes in these assumptions. All assumptions are reviewed at each Balance Sheet date.

(d) Functional currency :

These financial statements are presented in Indian Rupees (INR) which is also the Company's functional currencies.

(e) Revenue recognition :

Revenue is measured at the fair value of the consideration received or receivable. Revenue comprise of sale of sugar, and other sugar auxiliary products. Revenue is recognised when following conditions are satisfied:

- the company transfers to the buyer the significant risks and rewards of ownership of the goods
- the entity retains neither continuing managerial involvement to the degree usually associated with ownership nor effective control over the goods sold;
- the amount of revenue can be measured reliable
- it is probable that the economic benefits associated with the transaction will flow to the entity; and
- the costs incurred or to be incurred in respect of the transaction can be measured reliably.

Revenue from sales of goods or rendering of services is net of Indirect taxes, returns and discounts.

Interest

Interest income is accrued on a time proportion basis using the effective interest rate method.

Dividend

Dividend income is recognized on cash basis.

(f) Employee Benefits (other than for persons engaged through contractors):

i. **Provident Fund:** The eligible employees of the Company are entitled to receive benefits under the provident fund, a defined contribution plan, in which both employees and the Company make monthly contributions at a specified percentage of the covered employees' salary (currently 12% of employees' salary), which is recognised as an expense in the Statement of Profit and Loss during the year. Amounts collected under the provident fund plan are deposited with Government administered provident fund. The Company has no further obligation to the plan beyond its monthly contributions.

ii. Gratuity Fund

Gratuity is a defined benefit plan, provided in respect of past services based on the actuarial valuation carried out by LIC of India and corresponding contribution to the fund is expensed in the year of such contribution.

The scheme is funded by the company for employees and the liability is recognized on the basis of contribution payable to the insurer i.e the Life Insurance Corporation of India. However, the disclosure of information as required under Ind As -19 have been made in accordance with the actuarial valuation.

iii. Compensated Absences

Entitlement to annual leave is recognised based on actuarial valuation. The Company determines the liability for such accumulated leave at each Balance Sheet date and the same is charged to revenue accordingly

iv. Other Employee Benefits

Other benefits, comprising of discretionary Long Service Awards are determined on an undiscounted basis and recognised based on the entitlement thereof.

A defined contribution plan is a post-employment benefit plan under which an entity pays fixed contributions into a separate entity and will have no legal or constructive obligation to pay further amounts. The Company makes specified contributions towards superannuation scheme. Obligations for contributions to defined contribution plans are recognized as an employee benefit expenses in profit and loss statement in the periods during which the Related services are rendered by employees.

(g) Property, Plant and Equipment:

Property, plant and equipment are stated at cost less accumulated depreciation and accumulated impairment losses, if any.

All property, plant and equipment are initially recorded at cost. Cost includes the acquisition cost or the cost of construction, including duties and taxes (other than those refundable), expenses directly related to the location of assets and making them operational for their intended use and, in the case of qualifying assets, the attributable borrowing costs (refer note no. 2(p) below). Initial estimate shall also include costs of dismantling and removing the item and restoring the site on which it is located.

Subsequent expenditure relating to property, plant and equipment is capitalised only when it is probable that future economic benefits associated with these will flow to the Company and the cost of the item can be measured reliably.

An assets' carrying amount is written down immediately to its recoverable amount if the asset's carrying amount is greater that its estimated recoverable amount.

Depreciation is charged to statement of profit and loss so as to write off the cost of assets (other than freehold land and properties under construction) less their residual values over their useful lives, using the straight-line method except for asset situated at Registered Office, which are depreciated by written down value method. The estimated useful lives, residual values and depreciation method are reviewed at the Balance Sheet date, with the effect of any changes in estimate accounted for on a prospective basis. The estimated useful lives of the depreciable assets is in accordance with rules prescribed under part "C" of Schedule II to the Companies Act, 2013.

An item of property, plant and equipment is derecognized upon disposal or when no future economic benefits are expected to arise from the continued use of the asset. Any gain or loss arising on the disposal or retirement of an item of property, plant and equipment is determined as the difference between the sales proceeds and the carrying amount of the asset and is recognized in the Statement of Profit and Loss.

Capital work in progress represents projects under which the property, plant and equipment's are not yet ready for their intended use and are carried at cost determined as aforesaid.

(h) Intangible Assets:

Intangible assets include cost of acquired software and designs, and cost incurred for development of the Company's website and certain contract acquisition costs. Intangible assets are initially measured at acquisition cost including any directly attributable costs of preparing the asset for its intended use. Internally developed intangibles are capitalised if, and only if, all the following criteria can be demonstrated:

- i) the technical feasibility and Company's intention and ability of completing the project;
- ii) the probability that the project will generate future economic benefits;
- iii) the availability of adequate technical financial and other resources to complete the project; and
- iv) the ability to measure the development expenditure reliably.

Expenditure on projects which are not yet ready for intended use are carried as intangible assets under development.

Intangible assets with finite lives are amortized over their estimated useful economic life and assessed for impairment whenever there is an indication that the intangible asset may be impaired. The amortisation periods are reviewed and impairment evaluations are carried out at least once a year. The estimated useful life used for amortising intangible assets are as under:

<u>Class of Assets</u>	<u>Estimated Useful Life</u>
Software and Licences	5 years

An intangible asset is derecognized on disposal, or when no future economic benefits are expected from use of disposal. Gains or losses arising from derecognition of an intangible asset, measured as the difference between the net disposal proceeds and the carrying amount of the asset, and are recognized in the Statement of Profit and Loss when the asset is derecognized.

(i) Impairment of assets:

Assets that have an indefinite useful life are not subject to amortisation and are tested annually for impairment. Assets that are subject to amortisation are reviewed for impairment whenever events or changes in circumstances indicate that the carrying amount may not be recoverable. An impairment loss is recognised for the amount by which the asset's carrying amount exceeds its recoverable amount.

Recoverable amount is the higher of fair value less costs of disposal and value in use. In assessing value in use, the estimated future cash flows are discounted to their present value using a pre-tax discount rate that reflects current market assessments of the time value of

money and the risks specific to the asset for which the estimates of future cash flows have not been adjusted.

If the recoverable amount of an asset (or cash-generating unit) is estimated to be less than its carrying amount, the carrying amount of the asset (or cash-generating unit) is reduced to its recoverable amount. An impairment loss is recognized immediately in the Statement of Profit and Loss.

When an impairment loss subsequently reverses, the carrying amount of the asset (or a cash-generating unit) is increased to the revised estimate of its recoverable amount, but so that the increased carrying amount does not exceed the carrying amount that would have been determined had no impairment loss been recognized for the asset (or cash-generating unit) in prior years. A reversal of an impairment loss is recognized immediately in Statement of Profit and Loss.

(j) **Foreign Currency Translation :**

Initial Recognition

On initial recognition, all foreign currency transactions are recorded by applying to the foreign currency amount the exchange rate between the reporting currency and the foreign currency at the date of the transaction.

Subsequent Recognition

As at the reporting date, non-monetary items which are carried at historical cost and denominated in a foreign currency are reported using the exchange rate at the date of the transaction. All non-monetary items which are carried at fair value or other similar valuation denominated in a foreign currency are reported using the exchange rates that existed when the values were the fair value measured.

All monetary assets and liabilities in foreign currency are restated at the end of accounting period. Exchange differences on restatement of other monetary items are recognised in the Statement of Profit and Loss.

(k) **Assets taken on lease:**

Leases are classified as finance lease whenever the terms of the lease transfer substantially all the risk and rewards of ownership to the lessee. All the other leases are classified as operating leases.

Operating lease payments are recognized as expenditure in the Statement of Profit and Loss on a straight-line basis, unless another basis is more representative of the time pattern of benefits received from the use of the assets taken on lease or the payments of lease rentals are in line with the expected general inflation compensating the lessor for expected inflationary cost. Contingent rentals arising under operating leases are recognized as an expense in the period in which they are incurred.

Assets held under finance lease are capitalised at the inception of the lease, with corresponding liability being recognised for the fair value of the leased assets or, if lower, the present value of the minimum lease payments. Lease payments are apportioned between the reduction of the lease liability and finance charges in the statement of Profit or Loss so as to achieve a constant rate of interest on the remaining balance of the liability. Assets held under finance leases are depreciated over the shorter of the estimated useful life of the asset and the lease term.

(l) **Inventories:**

- Finished goods are valued as follows :
 - All finished goods are valued at lower of weighted average cost or net realizable value.
 - Molasses, a byproduct is valued at estimated net realizable value.
- Crops under cultivation are valued at cost.

- Work in progress is valued at lower of weighted average cost or net realisable value of the finished goods duly adjusted according to the percentage of progress.
- Raw materials, stores, spares, materials in transit are valued at weighted average cost. However, when the net realizable value of the finished goods they are used in is less than the cost of the finished goods and if the replacement cost of such materials etc. is less than their holding cost in such an event, they are valued at replacement cost.

(m) Government Grants

Government grants are recognised in the period to which they relate when there is reasonable assurance that the grant will be received and that the Company will comply with the attached conditions

Government grants are recognised in the Statement of Profit and Loss on a systematic basis over the periods in which the Company recognises as expenses the related costs for which the grants are intended to compensate.

(n) Income Taxes:

Income tax expense comprises current tax expense and the net change in the deferred tax asset or liability during the year. Current and deferred tax are recognised in profit or loss, except when they relate to items that are recognised in other comprehensive income or directly in equity, in which case, the current and deferred tax are also recognised in other comprehensive income or directly in equity, respectively.

(i) Current tax:

Current Tax expenses are accounted in the same period to which the revenue and expenses relate. Provision for current income tax is made for the tax liability payable on taxable income after considering tax allowances, deductions and exemptions determined in accordance with the applicable tax rates and the prevailing tax laws.

Current tax assets and current tax liabilities are offset when there is a legally enforceable right to set off the recognised amounts and there is an intention to settle the asset and the liability on a net basis.

(ii) Deferred tax :

Deferred income tax is recognised using the balance sheet approach. Deferred income tax assets and liabilities are recognised for deductible and taxable temporary differences arising between the tax base of assets and liabilities and their carrying amount in financial statements, except when the deferred income tax arises from the initial recognition of goodwill, an asset or liability in a transaction that is not a business combination and affects neither accounting nor taxable profits or loss at the time of the transaction.

Deferred income tax assets are recognised to the extent that it is probable that taxable profit will be available against which the deductible temporary differences and the carry forward of unused tax credits and unused tax losses can be utilised.

Deferred tax liabilities are generally recognized for all taxable temporary differences except in respect of taxable temporary differences associated with investments in subsidiaries, associates and interests in joint ventures where the timing of the reversal of the temporary difference can be controlled and it is probable that the temporary difference will not reverse in the foreseeable future.

The carrying amount of deferred tax assets is reviewed at each Balance Sheet date and reduced to the extent that it is no longer probable that sufficient taxable profits will be available to allow all or part of the deferred income tax asset to be utilised.

Deferred tax liabilities and assets are measured at the tax rates that are expected to apply in the period in which the liability is settled or the asset realized, based on tax rates (and tax laws) that have been enacted or substantively enacted by the Balance Sheet date.

Deferred tax assets and liabilities are offset when there is a legally enforceable right to set off current tax assets against current tax liabilities and when they relate to income taxes levied by the same taxation authority and the Company intends to settle its current tax assets and liabilities on a net basis.

Minimum Alternative Tax ("MAT") credit is recognized as an asset only when and to the extent there is reasonable certainty that the Company will pay normal income tax during the specified period. Such asset is reviewed at each Balance Sheet date and the carrying amount of the MAT credit asset is written down to the extent there is no longer a reasonable certainty to the effect that the Company will pay normal income tax during the specified period.

(o) Accounting for Provisions, Contingent Liabilities and Contingent Assets:

Provisions are recognized, when there is a present legal or constructive obligation as a result of a past event, it is probable that an outflow of resources will be required to settle the obligation, and when a reliable estimate of the amount of the obligation can be made. If the effect of the time value of money is material, the provision is discounted using a pre-tax rate that reflects current market assessments of the time value of money and the risks specific to the obligation and the unwinding of the discount is recognised as interest expense.

Contingent liabilities are recognized only when there is a possible obligation arising from past events, due to occurrence or non-occurrence of one or more uncertain future events, not wholly within the control of the Company, or where any present obligation cannot be measured in terms of future outflow of resources, or where a reliable estimate of the obligation cannot be made. Obligations are assessed on an ongoing basis and only those having a largely probable outflow of resources are provided for. Contingent liabilities are not recognized in these financial statements, but are disclosed in Note No.44.

Contingent assets are not recognized in the financial statements.

(p) Borrowing Costs:

General and specific borrowing costs directly attributable to the acquisition or construction of qualifying assets that necessarily takes a substantial period of time to get ready for their intended use or sale, are added to the cost of those assets, until such time as the assets are substantially ready for their intended use or sale. Borrowing costs consist of interest and other costs that the company incurs in connection with the borrowing of funds.

Interest income earned on temporary investment of specific borrowings pending their expenditure on qualifying assets is deducted from the borrowing costs eligible for capitalization. Borrowing costs that are not directly attributable to a qualifying asset are recognised in the Statement of Profit or Loss using the effective interest method.

(q) Cash and Cash Equivalent (for the purpose of cash flow statements):

Cash comprises cash on hand and demand deposits with banks. Cash equivalents are short-term balances (with an original maturity of three months or less from the date of acquisition), highly liquid investments that are readily convertible into known amounts of cash and which are subject to insignificant risk of changes in value.

(r) Cash Flow Statement:

Cash flows are reported using the indirect method, whereby profit/ (loss) before tax is adjusted for the effects of transactions of no cash nature and any deferrals or accruals of past or future cash receipts or payments. Cash flow for the year are classified by operating, investing and financing activities.

(s) Earnings Per Share:

Basic earnings per share is computed by dividing the profit / (loss) after tax (including the post-tax effect of extraordinary items, if any) by the weighted average number of equity shares outstanding during the year including potential equity shares on compulsory convertible debentures. Diluted earnings per share is computed by dividing the profit / (loss) after tax

(including the post-tax effect of extraordinary items, if any) as adjusted for dividend, interest and other charges to expense or income (net of any attributable taxes) relating to the dilutive potential equity shares, by the weighted average number of equity shares considered for deriving basic earnings per share and the weighted average number of equity shares which could have been issued on the conversion of all dilutive potential equity shares.

(t) Segment Reporting:

The Company identifies operating segments based on the internal reporting provided to the Managing Director.

The Managing Director, who is responsible for allocating resources and assessing performance of the operating segments, has been identified as the committee that makes strategic decisions.

The accounting policies adopted for segment reporting are in line with the accounting policies of the Company. Segment revenue, segment expenses, segment assets and segment liabilities have been identified to segments on the basis of their relationship to the operating activities of the segment.

Inter-segment revenue is accounted on the basis of transactions which are primarily determined based on market / fair value factors. Revenue, expenses, assets and liabilities which relate to the Company as a whole and are not allocable to segments on reasonable basis have been included under "unallocated revenue / expenses / assets/liabilities".

All operating segments, operating results are reviewed regularly by the Company's Board of Directors to make decisions about resources to be allocated to the segments and assess their performance.

(u) Financial Instruments:

Financial Assets:

Classification

The Company classifies financial assets as subsequently measured at amortised cost, fair value through other comprehensive income or fair value through profit or loss on the basis of its business model for managing the financial assets and the contractual cash flow characteristics of the financial asset.

Initial Recognition and measurement:

All financial assets (not measured subsequently at fair value through profit or loss) are recognised initially at fair value plus transaction costs that are attributable to the acquisition of the financial asset. Purchases or sales of financial assets that require delivery of assets within a time frame established by regulation or convention in the market place (regular way trades) are recognised on the trade date, i.e., the date that the Company commits to purchase or sell the asset.

Debt instruments at amortised cost

A 'debt instrument' is measured at the amortised cost if both the following conditions are met:

- a) The asset is held within a business model whose objective is to hold assets for collecting contractual cash flows, and
- b) Contractual terms of the asset give rise on specified dates to cash flows that are solely payments of principal and interest (SPPI) on the principal amount outstanding.

After initial measurement, such financial assets are subsequently measured at amortised cost using the effective interest rate (EIR) method. Amortised cost is calculated by taking into account any discount or premium and fees or costs that are an integral part of the EIR. The EIR amortisation is included in finance income in the Statement of Profit and Loss. The losses arising from impairment are recognised in the Statement of Profit and Loss. This category generally applies to loans and advances, deposits, trade and other receivables.

Debt instruments included within the fair value through profit and loss (FVTPL) category are measured at fair value with all changes recognized in the Statement of Profit and Loss.

Equity investments

All equity investments in scope of Ind-AS 109 are measured at fair value. Equity instruments are classified as FVTPL. Investment in subsidiaries, joint ventures and associates are carried at cost less impairment, if any.

Derecognition

A financial asset (or, where applicable, a part of a financial asset or part of a group of similar financial assets) is primarily derecognised (i.e. removed from the Company's balance sheet) when:

- The rights to receive cash flows from the asset have expired, or
- The Company has transferred its rights to receive cash flows from the asset or has assumed an obligation to pay the received cash flows in full without material delay to a third party under a 'pass-through' arrangement; and either:
 - (a) the Company has transferred substantially all the risks and rewards of the asset, or
 - (b) the Company has neither transferred nor retained substantially all the risks and rewards of the asset, but has transferred control of the asset.

When the Company has transferred its rights to receive cash flows from an asset or has entered into a pass-through arrangement, it evaluates if and to what extent it has retained the risks and rewards of ownership. When it has neither transferred nor retained substantially all of the risks and rewards of the asset, nor transferred control of the asset, the Company continues to recognise the transferred asset to the extent of the Company's continuing involvement. In that case, the Company also recognises an associated liability. The transferred asset and the associated liability are measured on a basis that reflects the rights and obligations that the Company has retained.

Continuing involvement that takes the form of a guarantee over the transferred asset is measured at the lower of the original carrying amount of the asset and the maximum amount of consideration that the Company could be required to repay.

Impairment of financial assets

In accordance with Ind-AS 109, the Company applies Expected Credit Loss (ECL) model for measurement and recognition of impairment loss on the following financial assets and credit risk exposure:

- a) Financial assets that are debt instruments, and are measured at amortised cost e.g., loans, debt securities, deposits, and bank balance.
- b) Trade receivables.

The Company follows 'simplified approach' for recognition of impairment loss allowance on trade receivables which do not contain a significant financing component.

The application of simplified approach does not require the Company to track changes in credit risk. Rather, it recognises impairment loss allowance based on lifetime ECLs at each Balance Sheet date, right from its initial recognition.

Financial LiabilitiesClassification

The Company classifies all financial liabilities as subsequently measured at amortised cost, except for financial liabilities at fair value through profit or loss. Such liabilities, including derivatives that are liabilities, shall be subsequently measured at fair value.

Initial recognition and measurement

Financial liabilities are classified, at initial recognition, as financial liabilities at fair value through profit or loss, loans and borrowings, payables, or as derivatives designated as hedging instruments in an effective hedge, as appropriate.

All financial liabilities are recognised initially at fair value and, in the case of loans and borrowings and payables, net of directly attributable transaction costs.

The Company's financial liabilities include trade and other payables, loans and borrowings including bank overdrafts, financial guarantee contracts and derivative financial instruments.

Loans and borrowings

After initial recognition, interest-bearing loans and borrowings are subsequently measured at amortised cost using the EIR method. Gains and losses are recognised in the Statement of Profit and Loss when the liabilities are derecognised.

Amortised cost is calculated by taking into account any discount or premium on acquisition and fees or costs that are an integral part of the EIR. The EIR amortisation is included as finance costs in the Statement of Profit and Loss.

This category generally applies to interest-bearing loans and borrowings.

Derecognition

A financial liability is derecognised when the obligation under the liability is discharged or cancelled or expires. When an existing financial liability is replaced by another from the same lender on substantially different terms, or the terms of an existing liability are substantially modified, such an exchange or modification is treated as the derecognition of the original liability and the recognition of a new liability. The difference in the respective carrying amounts is recognised in the Statement of Profit and Loss.

Offsetting of financial instruments

Financial assets and financial liabilities are offset and the net amount is reported in the balance sheet if there is a currently enforceable legal right to offset the recognised amounts and there is an intention to settle on a net basis, to realise the assets and settle the liabilities simultaneously.

Equity instruments

An equity instrument is any contract that evidences a residual interest in the assets of an entity after deducting all of its liabilities. Equity instruments issued by the Company are recognized at the proceeds received, net of direct issue costs.

3 - Property Plant and Equipments

Amount in Rupees in Lakhs

Description	Land	Buildings	Plant and equipment	Furniture and Fixtures	Vehicles	Computers & Office Equipment	Total
As at 31 March 2022 (At Cost)	2,398.23	3,173.34	6,127.65	35.26	159.32	125.00	12,018.81
Additions during the year	4.50	61.29	747.17	1.28	39.45	7.58	861.28
Deletions during the year	-	-	-	-	(21.61)	(0.03)	(21.64)
As at 31 March 2023 (At Cost)	2,402.73	3,234.63	6,874.83	36.54	177.16	132.55	12,858.45
Additions during the year	-	110.83	383.38	-	-	44.29	538.50
Deletions during the year	-	-	(6.91)	-	(15.64)	(1.58)	(24.13)
As at 31 March 2024 (At Cost)	2,402.73	3,345.47	7,251.30	36.54	161.53	175.26	13,372.82
Depreciation							
As at 01.04.2022	-	675.65	2,629.26	17.90	76.39	89.01	3,488.21
Charge for the year	-	110.85	357.14	2.36	15.13	10.68	496.15
Deletions during the year	-	-	-	-	(21.33)	-	(21.33)
As at 31 March 2023	-	786.50	2,986.40	20.26	70.19	99.68	3,963.03
Charge for the year	-	109.26	381.54	2.31	16.26	13.63	522.98
Deletions during the year	-	-	(0.18)	-	(14.86)	(1.51)	(16.54)
As at 31 March 2024	-	895.76	3,367.75	22.57	71.59	111.80	4,469.48
Net Book Value							
As at 31 March 2024	2,402.73	2,449.71	3,883.54	13.97	89.94	63.45	8,903.35
As at 31 March 2023	2,402.73	2,448.13	3,888.43	16.28	106.98	32.87	8,895.42

3.1. The title deeds of immovable properties are held in the name of the Company, except in respect of certain immovable properties (land and buildings), which have been transferred to the Company as per a scheme of demerger, which are in the name of the erstwhile demerged Company.

3 (a) -Capital work in progress

As at 31.03.2024

Amount in Rupees in Lakhs

CWIP	Amount in CWIP for a period of				Total
	Less than 1 year	1 - 2 Years	2 - 3 Years	More than 3 Years	
Projects in Progress	-	-	-	-	-

As at 31.03.2023

CWIP	Amount in CWIP for a period of				Total
	Less than 1 year	1 - 2 Years	2 - 3 Years	More than 3 Years	
Projects in Progress	6.09	-	-	-	6.09

4 - Other Intangible Asset

Amount in Rupees in Lakhs

Description	Computer Software	Total
Cost or Valuation		
As at 31 March 2022 (At Cost)	168.15	168.15
Additions during the year	15.41	15.41
Deletions during the year	-	-
As at 31 March 2023 (At Cost)	183.56	183.56
Additions during the year	1.00	1.00
Deletions during the year	-	-
As at 31 March 2024 (At Cost)	184.56	184.56
Amortization and Impairment		
As at 31.03.2022	163.55	163.55
Amortization for the year	1.77	1.77
As at 31 March 2023	165.32	165.32
Amortization for the year	4.26	4.26
As at 31 March 2024	169.58	169.58
Net Book Value		
As at 31 March 2024	14.98	14.98
As at 31 March 2023	18.24	18.24

NOTES TO FINANCIAL STATEMENTS (CONTD.,)



5 - Investments

Investments in Equity Instruments

Amount in Rupees in Lakhs

Particulars	As at March 31, 2024		As at March 31, 2023	
	No. of Shares	Value	No. of Shares	Value
a) List of (Quoted Shares Fair value through Profit and Loss account)				
Kobo Biotech Ltd (Formerly known as Avon Lifescience Ltd)	100	-	100	-
Bajaj Hindustan Ltd.	1000	0.29	1000	0.13
Balrampur Chini Mills Ltd.	1000	3.62	1000	3.96
Bannari Amman Sugars Ltd.	50	1.15	50	1.36
Coromandel International Ltd.	330	3.55	330	2.90
Eid Parry (!) Ltd.	1000	5.46	1000	4.69
Indian Sucrose Ltd. (formerly known as Lactose (!) Ltd.)	100	0.08	100	0.06
Indraprastha Gas Ltd.	254500	1096.39	181999	780.23
IRB Invit Fund	2699050	1805.39	2051550	1384.59
IRB Infrastructure Developers Ltd	60000	35.13	60000	15.09
Igarasi Motors India Ltd	66300	272.03	64800	225.57
Jubilant Industries Ltd	80	0.94	80	0.31
Jubilant Pharmova Ltd (Formerly known as Jubilant Life Science Ltd.)	1600	9.12	1600	4.46
Jubilant Ingrevia Ltd (Free allotment of one equity shares against every equity shares in Jubilant Life Science Ltd)	1600	7.24	1600	5.76
Kothari Sugars And Chemicals Ltd.	5	-	5	-
Mahanagar Gas Ltd	-	-	8000	78.68
Nava Ltd.	80	0.39	80	0.17
NTPC Limited	-	-	2300	4.03
Precision Wires India Ltd.	2700360	3461.86	2687360	1721.25
Sakthi Sugars Ltd.	50	0.01	50	0.01
Savita Oil Technologies Ltd.	485720	2227.11	481920	1142.39
Simbhaoli Sugars Ltd.	117	0.03	117	0.02
The Andhra Sugars Ltd	500	0.46	500	0.54
The Dhampur Sugar Mills Ltd.	100	0.21	100	0.22
The Dhampur Bio Organics Ltd	100	0.12	100	0.14
Thiru Arooran Sugars Ltd.	100	0.01	100	0.01

NOTES TO FINANCIAL STATEMENTS (CONTD.,)

5 - Investments	Investments in Equity Instruments					
	Particulars	As at March 31, 2024		As at March 31, 2023		Value
		No. of Shares	Value	No. of Shares	Value	
	Yuken India Ltd.	244064	1989.00	222364	1115.71	21.23
	Mishra Dhattu Nigam Ltd	-	0.00	11500	5.84	0.73
	CL Educate Ltd	-	0.00	11800	124.23	5.72
	Cerebra Integrated Technologies Ltd.	-	0.00	10000	880000	6650.04
	Rites Ltd	35040	232.60	35040		
	Supreme Engineering Ltd	880000	8.80	880000		
	Total		11160.98			
	b) Investments in Quoted Equity Instruments (Fair valued through Profit and Loss a/c). Pledged with Kotak Mahindar Bank to avail Working Capital Term Loan and short term loan of Rs.20 crores each. (Refer Note No.19 & Note 23.)					
	Blue Star Ltd. (Including Bonus shares received during the year)	191536	2439.59	95768	1320.78	9.88
	GAIL India Ltd Face value Rs.2/-	-	0.00	9400	4762.64	46.44
	Indraprastha Gas Ltd.	1110950	4785.97	1110950	6139.76	
	NLC India Ltd	-	0.00	60200		
	Total		7225.57			
	c) List of UnQuoted Shares (At Cost)					
	Nabsamruddhi Finance Limited (formerly Agri Business Finance Ltd.)	50000	5.00	50000	5.00	
	d) Investment in Subsidiaries (At Cost)					
	The Eimco KCP Ltd	600000	60.00	600000	60.00	
	KCP Sugar Agricultural Research Farms Ltd	2250000	225.00	2250000	225.00	
	Total		285.00		285.00	
	Grand Total		18676.55		13079.80	
	5.1 Aggregate amount of quoted investments - Market Value		18386.55		12789.80	
	5.2 Aggregate amount of unquoted investments - Cost		290.00		290.00	

6 - Other Financial Assets (Non Current)

Amount in Rupees in Lakhs

Particulars	As at March 31, 2024	As at March 31, 2023
Security Deposits (unsecured considered good)	85.97	86.72

7 - Other Non Current Assets

Deposit made as per Court Order	403.48	403.48
---------------------------------	--------	--------

8 - Inventories

Raw materials	3758.00	364.72
Work in progress	549.50	59.54
Finished goods	14222.40	19951.12
Stores and spares	322.59	586.38
Crops under cultivation	-	0.67
Total	18852.50	20962.43

9 - Investments

Investments in Mutual Funds (Fair valued through Profit and Loss a/c)	4171.11	5119.52
---	---------	---------

10 - Trade Receivables

Unsecured Considered good	1182.31	804.44
Unsecured Considered Doubtful	146.89	146.89
	1329.20	951.32
Less:		
Allowances for Doubtful debts	(146.89)	(146.89)
Total	1182.31	804.44

Trade Receivable ageing schedule as at 31.03.2024

Particulars	Outstanding for following periods from due date of payment					Total
	Less than 6 months	6 months - 1 year	1 - 2 years	2 - 3 years	More than 3 years	
(i) Un disputed trade receivables - considered good	638.92	0.31	2.36	72.34	242.60	956.53
(ii) Un disputed Trade Receivable - Which have significant increase in credit risk						-
(iii) Undisputed Trade Receivable - credit impaired						-
(iv) Disputed Trade Receivable - considered good					225.78	225.78
(v) Disputed trade receivable which have significant increase in credit risk					146.89	146.89
(vi) Disputed Trade Receivables - credit impaired						-
TOTAL	638.92	0.31	2.36	72.34	615.27	1329.20

Trade Receivable ageing schedule as at 31.03.2023

Amount in Rupees in Lakhs

Particulars	Outstanding for following periods from due date of payment					Total
	Less than 6 months	6 months - 1 year	1 - 2 years	2 - 3 years	More than 3 years	
(i) Un disputed trade receivables - considered good	562.36	1.87	14.33	0.06	65.41	644.05
(ii) Un disputed Trade Receivable - Which have significant increase in credit risk						
(iii) Undisputed Trade Receivable - credit impaired						
(iv) Disputed Trade Receivable - considered good					160.39	160.39
(v) Disputed trade receivable which have significant increase in credit risk					146.89	146.89
(vi) Disputed Trade Receivables - credit impaired						
TOTAL	562.36	1.87	14.33	0.06	372.69	951.32

11 - Cash and cash equivalents

Particulars	As at March 31, 2024	As at March 31, 2023
i) Balances with banks:		
- In current accounts	80.69	77.58
- Fixed Deposits with Banks	2050.34	3363.84
ii) Cash on hand	5.10	9.88
Total	2136.13	3451.30

12 - Bank Balances other than Note 11 above

Fixed Deposits with Banks	1334.46	-
Bank Balances held as Margin Money Deposits	503.00	531.93
Unpaid Dividend and Interest account	79.45	90.78
Total	1916.92	622.71

13 - Other Current Financial Assets

Unsecured, considered good;		
- Advance to Employees and others	2.66	5.47
- Interest accrued on Fixed Deposit with banks	29.74	16.10
Total	32.40	21.56

14 - Current Tax Assets

Advance Tax / TDS / TCS paid	-	385.28
Total	-	385.28

15 - Other Current Assets

Advances to Supplier and service providers	531.22	613.91
Advances to Supplier (Considered Doubtful) -	4.27	4.27
	535.48	618.18
Less: Provision for Advance to supplier (Considered Doubtful)	4.27	4.27
	531.22	613.91
Prepaid expenses	116.36	71.31
Balance with statutory authorities, GST Input tax etc)	9.78	10.82
Total	657.36	696.04

16 - Assets held for sale

Amount in Rupees in Lakhs

Particulars	As at March 31, 2024	As at March 31, 2023
Plant and Machinery	239.50	435.08
Stores and Spares	-	0.18
	239.50	435.27

17. Equity Share Capital

Authorised Share Capital		
25,00,00,000 Equity Shares of Re.1/- each	2500.00	2500.00
Total	2500.00	2500.00
Issued, Subscribed And Paid Up		
11,33,85,050 Equity Shares of Re.1/- each	1133.85	1133.85
Total	1133.85	1133.85

17.1 Movement in respect of Equity Shares is given below :

Particulars	As at March 31, 2024		As at March 31, 2023	
	No's.	Amount in Lakhs	No's.	Amount in Lakhs
At the beginning of the period	113385050	1133.85	113385050	1133.85
(+) Issued during the period	-	-	-	-
(-) Redeemed during the period	-	-	-	-
Outstanding at the end of the period	113385050	1133.85	113385050	1133.85

17.2 Terms/rights attached to equity shares

The Company has only one class of equity shares having a par value of Re.1/- per share. The holders of the equity shares are entitled to receive dividends as declared from time to time, and are entitled to voting rights proportionate to their share holding at the meetings of shareholders.

In the event of liquidation of the company, the holders of equity shares will be entitled to receive the remaining assets of the company, after distribution of all preferential amounts. The distribution will be in proportion to the number of equity shares held by the shareholders.

17.3 Details of Shareholders holding more than 5% shares in the Company

Particulars	As at March 31, 2024		As at March 31, 2023	
	No's.	% of holding	No's.	% of holding
Durgamba Investments Private Limited	43742656	38.58%	43742656	38.58%
Total	43742656	38.58%	43742656	38.58%

17.4 Details of Shares held by Promoters at the end of the year 31.03.2024

Particulars	As at March 31, 2024		As at March 31, 2023		% of Changes during the year
	No's.	% of holding	No's.	% of holding	
Durgamba Investments Pvt Ltd	43742656	38.58%	43742656	38.58%	Nil
Mrs.Irmgard Velagapudi	1805280	1.59%	1805280	1.59%	Nil
Mrs..Kiran Velagapudi	288820	0.26%	288820	0.26%	Nil
Mr.Vinod R Sethi	183610	0.16%	183610	0.16%	Nil
Total	46020366	40.59%	46020366	40.59%	Nil

18 Other Equity

Amount in Rs. In lakhs
As at March 31, 2024

Particulars	Reserves & Surplus				Other Components of Equity	Total
	General Reserve	Investment allowance reserve utilised	Capital Profit Capital redemption reserve	Retained Earnings	Remeasurement of Net Defined benefit Liability/ Asset	
Balance as at April 01, 2023	11209.42	45.05	155.45	18956.74	53.39	30420.05
Dividend Paid				-226.77		-226.77
Profit / (Loss) for the period				5626.48		5626.48
Other Comprehensive Income for the Year					34.57	34.57
Balance as at March 31, 2024	11209.42	45.05	155.45	24356.44	87.97	35854.33

As at March 31, 2023

Particulars	Reserves & Surplus				Other Components of Equity	Total
	General Reserve	Investment allowance reserve utilised	Capital Profit Capital redemption reserve	Retained Earnings	Remeasurement of Net Defined benefit Liability/ Asset	
Balance as at April 01, 2022	11209.42	45.05	155.45	14116.65	70.10	25596.67
Dividend Paid	0.00			-113.39		-113.39
Profit / (Loss) for the period	0.00			4953.47		4953.47
Other Comprehensive Income for the Year					-16.71	-16.71
Balance as at March 31, 2023	11209.42	45.05	155.45	18956.74	53.39	30420.05

19 Borrowings (Non-Current)

Particulars	As at March 31, 2024	As at March 31, 2023
Secured Borrowings from Banks		
Term Loan		
a) Working capital Term Loan from Kotak Mahindra Bank Ltd	385.25	898.92
Less Current Maturity classified in Note No.23	385.25	513.67
Net	-	385.25

The above loan is secured by second pari passu charge on the current assets of the company and further secured by a pledge over selected quoted Equity shares held by the Company with other listed entities (Classified in Note.9.) This loan is availed in August 2019 and repayable in 16 quarterly instalments after a moratorium period of one year. Interest will be paid as and when due.

Unsecured Borrowings

(b) Fixed Deposits from Public	6282.42	7113.69
Less Current Maturity classified in Note No.23	2269.02	2439.67
Less Unclaimed deposits Classified in Note No.25	174.45	235.33
Net	3838.95	4438.69
Total Non Current Borrowings (a) + (b)	3838.95	4823.94

20 - Other Financial liabilities (Non Current)

Amount in Rupees in Lakhs

Particulars	As at March 31, 2024	As at March 31, 2023
Interest accrued but not due on fixed deposits from public	73.04	60.12
Security Deposit	25.05	26.63
	98.09	86.75

21 - Deferred Tax Liability

Amount in Rs. In lakhs

Recognised deferred tax assets and liabilities

Deferred tax assets and liabilities are attributable to the following:

Particulars	As at March 31, 2024	As at March 31, 2023
Deferred Tax Liability		
Property, Plant & Equipment	1217.94	1140.44
Deferred Tax Liability on Fair value Gain Investments	583.87	
Total	1801.81	1140.44
Deferred tax Assets		
Unabsorbed loss under Income tax Act	573.24	650.57
On account of timing differences in recognition of expenditure Taxation between books of accounts and	99.88	98.50
Total	673.11	749.07
Net Deferred Tax Assets/ (Liabilities)	(1128.69)	(391.37)

22 - Provisions (Non Current)

Provision for Employee Benefits	199.96	195.60
---------------------------------	--------	--------

Current Liabilities

23 -Borrowings

Secured Demand Loans from Banks * (Refer note below)	7724.00	10332.38
Unsecured loan from Bank	1000.00	800.00
Current Maturities of long term debt (Refer note No.19(a) and 19 (b)	2654.27	2953.34
	11378.27	14085.72

*Secured by hypothecation of on the entire current assets and further secured by a first /second charge created on movable fixed assets of Sugar unit at Vuyyuru. Pledge of investment in equity shares of other entities with Kotak Mahindra Bank Ltd (Refr Note No. 5 (b))

24 - Trade Payables

- Dues to Micro and Small Enterprises	-	-
- Others	1017.37	902.06
	1017.37	902.06

The Company has not received any intimation from suppliers regarding their status under the Micro, Small and Medium Enterprises Development Act, 2006

Trade Payable aging schedule as at March 31, 2024

	Less than 1 Year	1 - 2 years	2 to 3 years	More than 3 years	Total
(i) MSME :	-	-	-	-	-
(ii) Others	991.90	6.06	2.07	17.34	1017.37
(iii) Disputed dues - MSME	-	-	-	-	-
(iv) Disputed dues - Others	-	-	-	-	-

Trade Payable aging schedule as at March 31, 2023

Amount in Rupees in Lakhs

	Less than 1 Year	1 - 2 years	2 to 3 years	More than 3 years	Total
(i) MSME :	-	-	-	-	-
(ii) Others	863	22	0	17	902.06
(iii) Disputed dues - MSME	-	-	-	-	-
(iv) Disputed dues - Others	-	-	-	-	-

25 - Other Financial Liabilities

Unclaimed Dividends	59.11	69.16
Interest accrued but not due on fixed deposits from public	67.88	93.65
Unclaimed matured deposits and interest accrued thereon	194.79	256.95
Outstanding Liabilities for Expenses	646.91	647.06
Earnest Money and Other Deposits	542.49	43.31
	1511.19	1110.14

26 - Other Current Liabilities

Statutory Liabilities	379.16	173.04
Advance from customers	431.11	1616.88
	810.27	1789.92

27 - Provision

Provision for Employee benefits	49.99	48.90
---------------------------------	-------	-------

28 - Current Tax Liabilities

	251.58	-
--	--------	---

29 - Revenue From Operations

Particulars	Figures for the Current Reporting Period March 31, 2024	Figures for the Previous Reporting Period March 31, 2023
Sale of Products - Domestic	29254.45	22192.53
Total	29254.45	22192.53

30 - Other Income

Interest Received	507.09	208.01
Dividend Income	364.46	262.71
Gain relating to fair value of equity investments	4819.63	1378.61
Profit on sale of Investments (Net)	17.39	3817.45
Income from Mutual Fund	284.16	158.39
Management Services	120.00	120.00
Rent Received	50.00	44.91
Miscellaneous Receipts	71.69	150.70
Profit on sale of property, plant and equipments (Net)	0.68	29.80
Unclaimed Balance credited back	0.35	13.72
Claims Received	16.75	286.71
Provision no longer required withdrawn	0.88	14.98
Total	6253.06	6485.99

Amount in Rs. In lakhs

	As at March 31, 2024	As at March 31, 2023
31 - Cost of Materials Consumed		
Consumption of raw materials	17196.02	17621.27
Consumption of stores and spares	604.71	699.45
Total	17800.73	18320.72
Consumption of Sugarcane included in the above	15450.46	16233.70

32 - Changes in Inventories of Finished Goods , Work-in-Progress and stock in trade

Particulars	Figures for the Current Reporting Period March 31, 2024	Figures for the Previous Reporting Period March 31, 2023
Opening Balance		
Work in Progress	59.54	99.19
Finished goods	19951.12	18917.68
Crops under cultivation	0.67	0.06
Total	20011.33	19016.93
Closing Balance		
Work in Progress	(549.50)	(59.54)
Finished goods	(14222.40)	(19951.12)
Crops under cultivation	-	(0.67)
Total	(14771.91)	(20011.33)
Net	5239.42	(994.40)

Amount in Rs. In lakhs

33 - Employee benefits expense

Salaries, wages and bonus	1998.01	2062.67
Contribution to provident and other funds	207.86	214.45
Remuneration to wholetime directors	102.28	101.62
Staff welfare expenses	157.41	140.84
Total	2465.56	2519.58

34 - Finance Cost

Interest Expenses	1007.01	1280.94
Other Borrowing cost	43.52	79.85
Total	1050.53	1360.79

35 - Depreciation and Amortisation

Depreciation / Amortisation for the year		
- Tangible Assets	522.98	496.15
- Intangible Assets	4.26	1.77
Total	527.24	497.92

36 - Other expenses		Amount in Rs. In lakhs	
	Figures for the Current Reporting Period March 31, 2024	Figures for the Previous Reporting Period March 31, 2023	
Power and Fuel	348.81	541.97	
Labour Charges	176.04	195.84	
Rental charges	2.00	2.10	
Repairs and maintenance			
- Buildings	50.58	47.64	
- Machinery	807.75	662.93	
- Others	59.29	63.24	
Insurance	39.95	60.68	
Payment made to auditors (Refer note below)	8.11	7.58	
Legal and Professional Charges	54.11	62.78	
Selling expenses	184.72	172.47	
Director's Sitting Fees	9.80	9.60	
Corporate Social Responsibility Expenditure (CSR)	21.38	18.01	
Security Charges	97.51	123.93	
Miscellaneous expenses	577.20	527.62	
Total	2437.24	2496.37	

Payment made to statutory auditors :

i. As Audit fees	5.00	5.00
ii. For other services	2.88	2.02
iii. For reimbursement of expenses	0.24	0.56
Total	8.11	7.58

37. Value of Imports made by the Company during the financial year calculated on C.I.F. basis:

Particulars	2023-2024 Rs.	2022-2023 Rs.
(i) Raw Materials	Nil	Nil
(ii) Components and Spare parts	Nil	Nil
(iii) Capital Goods	Nil	Nil

38. Comparison between consumption of Imported and Indigenous raw materials, spare parts and components during the financial year:

	Particulars	2023-2024 Rs.	%	2022-2023 Rs.	%
a)	Raw Materials:				
	i) Imported	NIL		NIL	
	ii) Indigenous	17,196.02	100	17,621.27	100.00
	Total	17,196.02	100	17,621.27	100.00
b)	Spare parts and Components: (debited to respective heads)				
	i) Imported	-	-	-	-
	ii) Indigenous	449.62	100	359.86	100
	Total	449.62	100	359.86	100

39. Under Section 135 of The Companies Act, 2013 the company is required to spend Rs. Nil/- (P.Y.Rs.Nil) during the year under review towards Corporate Social Responsibility (CSR) activities as framed by the Company in its Corporate Social Responsibility program. However, the Company has spent Rs. 21.38 Lakhs (P.Y.Rs. 18.01 Lakhs)

40 . Sale of Products and Services

Amount in Rs. in Lakhs

Products / Services	Units	2023-2024		2022-2023	
		Quantity	Value	Quantity	Value
Sugar	Qtls	501607	18740.66	446104	15782.30
Molasses	MTs	15866	2262.73	5927	705.70
Bagasse	MTs	17646	421.95	23065	436.71
Industrial / Anhydrous Alcohol	BLs	6423360	3957.28	4420602	2547.97
Bio Fertiliser	Qtls	116750	647.63	175023	738.19
Urad Dall	Qtls	12767	1150.94	261	27.35
Electrical Energy	Kwh	4826300	262.16	6159500	323.38
Calcium Lactate	Kgs	311416	428.11	302425	384.07
Engineering	-	-	1219.33	-	910.82
Others	-	-	163.67	-	336.03
Total		-	29254.45	-	22192.53

Note: Sale of Products does not include the following inter unit transfers:

Products / Services	Units	2023-2024		2022-2023	
		Quantity	Value	Quantity	Value
Sugar	Qtls	2574	87.66	2275	72.85
Molasses	MTs.	24676	3393.98	6768	773.92
Bagasse	MTs.	110046	2139.62	109929	1848.97
Industrial / Anhydrous Alcohol	BLs	15200	9.42	10000	5.65
Electrical energy	KWH	11604677	631.29	12060803	624.75
Steam	MTs.	188459	1843.14	187188	1577.22
Filter Cake	MTs.	13665	20.66	20150	23.40
Sugarcane - Agricultural Produce	MTs.	704	25.91	863	29.31
Bio Gas	M3	1190982	37.73	781821	21.02
Total			8189.42		4977.08

41. Raw Materials Consumed

Particulars	Units	2023-2024		2022-2023	
		Quantity	Value	Quantity	Value
Sugar – Sugarcane	MTs	436469	15481.31	468743	16263.01
Molasses	MTs	24676	3393.98	16768	1946.92
Black Gram	Qtl	13566	1116.96	-	-
Others		-	741.40	-	316.47
Total		-	20733.65	-	18526.40
Less: Inter Divisional Transfers		-	3537.63	-	905.13
Net Consumption		-	17196.02	-	17621.27

42 .Opening Stock of Finished Goods Amount in Rs. in Lakhs

Particulars	Units	As at 31.03.2023		As at 31.03.2022	
		Quantity	Value	Quantity	Value
Sugar	Qtls	443826	15442.72	469448	17004.22
Molasses	MTs	25791	3455.93	9605	1066.16
Industrial / Anhydrous Alcohol	BLs	1751148	941.97	1705374	816.93
Bio Fertiliser	Qtls	35986	13.48	5640	23.01
Urad Dal	Qtls	1154	86.06	-	-
Others			10.95		7.36
Total			19951.12		18917.68

43.Closing Stock of Finished Goods Amount in Rs. in Lakhs

Particulars	Units	As at 31.03.2024		As at 31.03.2023	
		Quantity	Value	Quantity	Value
Sugar	Qtls	308325	11679.35	443826	15442.72
Molasses	MTs	8040	1326.59	25791	3455.93
Industrial / Anhydrous Alcohol	BLs	1853867	1103.46	1751148	941.97
Bio Fertiliser	Qtls	289	14.08	35986	13.48
Urad Dal	Qtls	622	45.24	1154	86.06
Others			53.68		10.95
Total			14222.40		19951.12

44. Particulars regarding Capacity and Production Amount in Rs. in Lakhs

Class of Goods	Capacity			Actual Production	
	Licenced	Installed		2023-24	2022-23
	(as certified by the management)				
			Units		
a. Sugar Unit Vuyyuru (Tonnes of Cane crushed per day)	7500	7500	Qtls	368680	422757
b. Molasses (By-Product)			MT's	22971	28881
c. Industrial / Anhydrous Alcohol	50000	50000	BL per day	6541279	4476376
d. Bio Fertiliser			Qtls	81052	205369
e. Electrical Power Incidental Co - Generation Power Plant. Vuyyuru	15 MW	15 MW	Kwh	18925684	21119869
f. Urad Dal			Qtls	12235	—

45. Contingent Liabilities :

- Outstanding Guarantees issued by banks on behalf of the company is Rs.150.49/- Lakhs (PY Rs. 150.49/- Lakhs)
- Demands raised on the company by the respective authorities are as under:

Amount Rs. in Lakhs

Particulars	As at March 31,2024	As at March 31,2023
Share transmission	11.06	11.06
Labour cases	86.36	81.83
Non enrolment of contract labour for the purpose of contribution to Provident Fund	110.95	110.95
Case on Duty relating to Captive Power Generation and sale to grid	578.87	578.87
Value Added Tax case	16.61	16.61
Total	803.85	799.32

Based on the expert opinions obtained, the Company had been advised not to make any provision in the Accounts.

46. Additional information regarding expenditure / earnings in foreign currency.

Amount Rs. in Lakhs

Particulars	As at March 31,2024	As at March 31,2023
Expenditure in Foreign currency on:		
(i) Salary and allowance	Nil	Nil
(ii) Tours and Travels	Nil	Nil
(iii) Others	Nil	Nil
Earnings in Foreign Exchange		
(i) Export (FOB)	Nil	Nil

47. Information in respect of Micro, Small and Medium Enterprises as at 31st March 2024:

Amount Rs. in Lakhs

S. No	Particulars	As at March 31,2024	As at March 31,2023
1	Amount remaining unpaid to any supplier:		
	a) Principal Amount	—	—
	b) Interest due thereon	—	—
2	Amount of interest paid in terms of section 16 of the Micro, Small and Medium Enterprises Development Act, 2006, along with the amount paid to the supplier beyond the appointed day;	Nil	Nil
3	Amount of interest due and payable for the period of delay in making payment (which have been paid but beyond the appointed day during the year) but without adding the interest specified under the Micro, Small and Medium Enterprises Development Act, 2006;	Nil	Nil
4	Amount of interest accrued and remaining unpaid	Nil	Nil
5	Amount of further interest remaining due and payable even in the succeeding years, until such date when the interest dues as above are actually paid to the small enterprise, for the purpose of disallowance as a deductible expenditure under section 23 of the Micro, Small and Medium Enterprises Development Act, 2006.	Nil	Nil

Disclosure requirements of Indian Accounting Standards

48. Disclosures in respect of Ind AS 107 - Financial Instruments

The carrying value and fair value of financial instruments by categories were as follows:

Amount in Rs.in lakhs

As at March 31,2024

Particulars	Amortized cost	Financial assets/ liabilities at fair value through profit or loss	Financial assets/ liabilities at fair value through OCI
Assets:			
Other Financial Assets	85.97		
Other Non current assets	403.48		
Non-Current Investments		18676.55	
Current Trade Receivables	1182.31		
Cash & Cash Equivalents	2136.13		
Other Bank Balances	1916.92		
Current Investments		4171.11	
Other Financial Assets	32.40		
Liabilities:			
Borrowings (Non Current)	3838.95		
Other Long term financial liabilities	98.09		
Other Financial Liabilities	1511.19		
Borrowings	11378.27		
Trade Payables	1017.37		

As at March 31,2023

Particulars	Amortized cost	Financial assets/ liabilities at fair value through profit or loss	Financial assets/ liabilities at fair value through OCI
Assets:			
Other Non-current assets	403.48		
Non-Current Investments		13079.80	
Current Trade Receivables	804.44		
Cash & Cash Equivalents	3451.30		
Other Bank Balances	622.71		
Current Investments		5119.52	
Other Financial Assets	21.56		
Liabilities:			
Borrowings (Non Current)	4823.94		
Other Long term financial liabilities	86.75		
Other Financial Liabilities	1110.14		
Borrowings (Current)	14085.72		
Trade Payables	902.06		

b. Fair Value Hierarchy

- **Level 1** - Quoted prices (unadjusted) in active markets for identical assets or liabilities.
- **Level 2** - Inputs other than quoted prices included within Level 1 that are observable for the asset or liability, either directly (i.e. as prices) or indirectly (i.e. derived from prices).
- **Level 3** - Inputs for the assets or liabilities that are not based on observable market data (unobservable inputs).

c. Valuation Technique used to determine Fair Value:

Specific valuation techniques used to value financial instruments include:

- Use of quoted market prices for Listed instruments

d. The following tables present fair value hierarchy of assets and liabilities measured at fair value:

Amount in Rs. In lakhs

Particulars	For the year 31.03.2024				For the year 31.03.2023			
	Level 1	Level 2	Level 3	Total	Level 1	Level 2	Level 3	Total
Financial Assets								
Investments in Equity Instruments	18676.55			18676.55	13079.80			13079.80
Investments in Quoted Mutual Funds	4171.11	-	-	4171.11	5119.52			5119.52

49. Financial risk management

The Company's activities expose to limited financial risks: market risk, credit risk and liquidity risk. The Company's primary focus is to foresee the unpredictability of financial markets and seek to minimize potential adverse effects on its financial performance.

Market risk

Market risk is the risk of loss of future earnings or fair values or future cash flows that may result from a change in the price of a financial instrument.

The company is exposed to market risk primarily related to foreign exchange rate risk (currency risk), Interest rate risk and the market value of its investments.

Securities Prices Risk:

The company's exposure to equity securities price risk arises from Investments held and classified in the Balance Sheet as Fair Value through P&L. The company has investment in the form of Mutual funds and Equity shares. The company monitors the movement in the value of the Investments by observing the NAV.

Credit Risk

Credit risk refers to the risk of default on its obligation by the counterparty resulting in a financial loss. It principally arises from the Company's Trade Receivables, Advances and deposit(s) made.

Trade receivables

The company has outstanding trade receivables amounting to Rs.1329.20 /- and Rs. 951.32/- as of March 31, 2024 and March 31, 2023 respectively. Trade receivables are typically unsecured are derived from revenue earned from customers. Company's exposure to credit risk is influenced mainly by the individual characteristics of each customer. The company is not exposed to concentration of credit risk to any one single customer. Default on account of Trade Receivables happens when the counterparty fails to make contractual payment when they fall due.

Further for amounts overdue are constantly monitored by the management and provision towards expected credit loss are made in the books. Management estimated of expected credit loss for the Trade Receivables are provided below with the classification on debtors.

Credit risk exposure:

An analysis of age of trade receivables at each reporting date is summarized as follows:

As at 31.03.2024

Particulars	Less than 6 months	6 months - 1 year	1 - 2 years	2- 3 years	More than 3 years	Total
(i) Un disputed trade receivables - considered good	638.92	0.31	2.36	72.34	242.60	956.53
(ii) Un disputed Trade Receivable - Which have significant increase in credit risk	-	-	-	-	-	-
(iii) Undisputed Trade Receivable - credit impaired	-	-	-	-	-	-
(iv) Disputed Trade Receivable - considered good	-	-	-	-	225.78	225.78
(v) Disputed trade receivable which have significant increase in credit risk	-	-	-	-	146.89	146.89
(vi) Disputed Trade Receivables - credit impaired	-	-	-	-	-	-
TOTAL	638.92	0.31	2.36	72.34	615.27	1329.20

As at 31.03.2023

Particulars	Less than 6 months	6 months - 1 year	1 - 2 years	2- 3 years	More than 3 years	Total
(i) Un disputed trade receivables - considered good	562.36	1.87	14.33	0.06	65.41	644.05
(ii) Un disputed Trade Receivable - Which have significant increase in credit risk	-	-	-	-	-	-
(iii) Undisputed Trade Receivable - credit impaired	-	-	-	-	-	-
(iv) Disputed Trade Receivable - considered good	-	-	-	-	-	-
(v) Disputed trade receivable which have significant increase in credit risk	-	-	-	-	160.39	160.39
(vi) Disputed Trade Receivables - credit impaired	-	-	-	-	146.89	146.89
TOTAL	562.36	1.87	14.33	0.06	372.69	951.32

Trade receivables are impaired in the year when recoverability is considered doubtful based on the recovery analysis performed by the company for individual trade receivables. The company considers that all the above financial assets that are not impaired for each reporting dates under review are of good credit quality.

Liquidity Risk

Our liquidity needs are monitored on the basis of monthly and yearly projections. The company's principal sources of liquidity are cash and cash equivalents, cash generated from operations, Term loans, deposits from public and short term borrowings from Bank.

The company manages liquidity needs by continuously monitoring cash inflows and by maintaining adequate cash and cash equivalents. Net cash requirements are compared to available cash in order to determine any shortfalls.

Short term liquidity requirements consist mainly of sundry creditors, expense payable, employee dues, repayment of loans and retention & deposits arising during the normal course of business as of each reporting date. We maintain a sufficient balance in cash and cash equivalents to meet our short-term liquidity requirements.

Long term liquidity requirements are monitored on a periodical basis and manage them through internal accruals. Our non-current liabilities include Term Loans from Banks, Retentions & deposits.

The table have been drawn up based on the undiscounted cash flows of financial liabilities based on the earliest date on which the company can be required to pay.

The table include both principal cash flows.

Amount in Rs.

Particulars	31.03.2024		31.03.2023	
	Payable with in 1 year	More than 1 year	Payable with in 1 year	More than 1 year
Loan from Bank	385.25	-	513.67	385.25
Deposits from Public	2443.47	3838.95	2675.00	4438.69

Interest Rate Risk

Interest rate risk is measured by using the cash flow sensitivity for changes in variable interest rates. Any movement in the reference rates could have an impact on the Company's cash flows as well as costs. The Company is subject to variable interest rates on some of its interest-bearing liabilities being short term borrowings.

The following table represents the contractual obligation and receivables to/from financial liabilities and financial assets respectively.

Particulars	31.03.2024	31.03.2023
Fixed Rate Instruments		
Financial Asset		
- Margin Money with Bank	503.00	531.93
Financial Liabilities		
Variable Rate Instruments		
- Term Loan from Bank	385.25	898.92
- Demand Loan from bank	8724.00	11132.38

The Company's variable interest rate exposure is mainly related to debt obligations arising from Long term and Short debt borrowings

The interest expenses and impact on it on account of Increase/decrease of 100 basis points in interest rates at the balance sheet is provided in table below:

Particulars	As at March 31, 2024	As at March 31, 2023
Interest Expenses arising on account of variable rate of interest on Bank borrowings	463.51	694.47
Impact on :		
Increase in 100 basis point	91.09	120.31
Decrease in 100 basis points	(91.09)	(120.31)

The model assumes that interest rate changes are instantaneous parallel shifts in the yield curve. Although some assets and liabilities may have similar maturities or periods to re-pricing, these may not react correspondingly to changes in market interest rates. Also, the interest rates on some types of assets and

liabilities may fluctuate with changes in market interest rates, while interest rates on other types of assets may change with a lag. The risk estimates provided assume a parallel shift of 100 basis points interest rate across all yield curves. This calculation also assumes that the change occurs at the balance sheet date and has been calculated based on risk exposures outstanding as at that date.

The period end balances are not necessarily representative of the average debt outstanding during the period.

Capital managements

The Company's objectives when managing capital are to safeguard the Company's ability to continue as a going concern in order to provide returns for shareholders and benefits for other stakeholders and to maintain an optimal capital structure.

In order to maintain or adjust the capital structure, the Company may adjust the amount of dividends paid to shareholders, return capital to shareholders, issue new shares or sell assets or by adequate funding by the shareholders to absorb the losses of the Company.

The Company's capital comprises equity share capital, retained earnings and other equity attributable to equity holders. The primary objective of Company's capital management is to maximize shareholders value. The Company manages its capital and makes adjustment to it in light of the changes in economic and market conditions. The capital gearing ratio is provided in table below:

Particulars	As at March 31, 2024	As at March 31, 2023
Non Current Borrowings	3838.95	4823.94
Total Equity	36988.18	31553.90
Long term debt to Equity Ratio	0.10	0.15

*Debt represents long term borrowings. Equity represents Share capital, other Equity

50. Disclosure in respect of Indian Accounting Standard (Ind AS)-19 "Employee Benefits"

General description of various defined employee's benefits schemes are as under:

a) **Provident Fund:**

Company's Provided fund is managed by Regional Provident Fund Commissioner. Company pays fixed contribution to provident fund at pre-determined rate.

b) **Gratuity:**

Gratuity is a defined benefit plan, provided in respect of past services based on the actuarial valuation carried out by LIC of India and corresponding contribution to the fund is expensed in the year of such contribution.

The scheme is funded by the company for employees and the liability is recognized on the basis of contribution payable to the insurer, i.e., the Life Insurance Corporation of India.

The summarized position of various defined benefits recognized in the Statement of Profit & Loss, Other Comprehensive Income (OCI) and Balance Sheet & other disclosures are as under: However, the disclosure of information as required under IndAs 19 have been made in accordance with Actuarial valuation.

The summarised position of various defined benefits recognised in the statement of Profit and Loss. Other comprehensive income (OCI) and Balance sheet and other disclosure are as under:

Movement in defined benefit obligation:

Amount in Rs. in Lakhs

Particulars	31.03.2024	31.03.2023
Defined benefit obligation - Beginning of the year	1018.00	1021.17
Current service cost	47.06	46.69
Interest Cost	73.96	73.65
Past Service Cost	2.14	0.00
Benefits Paid	(197.47)	(145.85)
Re-measurements - actuarial loss/(gain)	(46.20)	22.33
Defined benefit obligation – End of the year	897.49	1018.00

Movement in plan asset:

Fair value of plan assets at beginning of year	1026.33	1066.18
Employer contributions	21.82	35.11
Benefits paid	(197.47)	(145.85)
Re-measurements – Return on plan assets	69.51	70.88
Fair value of plan assets at end of year	920.20	1026.33

Amount Recognized in Statement of Profit and Loss

Current service cost	47.06	46.69
Expected return on Plan Assets	(69.51)	(70.88)
Interest Cost	73.96	73.65
Net Actural (Gain)/ Loss recognised in the year	-	-
Cost Recognized in P&L	51.51	49.47

Amount recognized in Other Comprehensive Income (OCI)

Actuarial (gain)/loss due to assumption changes	(46.20)	22.33
Difference between Actual Return and Interest Income on Plan Assets- (gain)/loss	-	-
Actuarial (gain)/loss recognized in OCI	(46.20)	22.33

Actuarial Assumption

Discount rate	7.25%	7.25%
Rate of salary increase	7.00%	7.00%
Attrition Rate	6.50%	6.50%
Retirement Age	60	60
Average Future Service	8.80	8.80

51. Disclosure in respect of Indian Accounting Standard (Ind AS)-37 "Provisions, Contingent Liabilities and Contingent Assets"

As at March 31,2024

Description	At the beginning of the year	Addition	Used	At the end of the year
	Amount in Rs. in Lakhs			
Provision for leave encashment	244.50	68.71	63.26	249.95

As at March 31,2023

Provision for leave encashment	246.45	79.13	81.09	244.50
--------------------------------	--------	-------	-------	--------

52. Disclosure required by Clause 32 of the Listing Agreement:

Loans and Advances to Subsidiary Companies	Outstanding as at		Maximum amount outstanding during the year ended	
	31.03.2024	31.03.2023	31.03.2024	31.03.2023
The Eimco-K.C.P.Ltd.	Nil	Nil	Nil	Nil
KCP Sugars Agricultural Research Farms Ltd.	Nil	Nil	Nil	Nil

53. Disclosure in respect of Indian Accounting Standard 24 "Related Party Disclosures"

(A). Names of related parties and description of relationship:

1.Subsidiaries

- a) The Eimco-K.C.P. Ltd., Chennai, India
- b) KCP Sugars Agricultural Research Farms Ltd.,Chennai, India.

2.Key Managerial Personnel

- a) *Shri. Vinod R. Sethi, Executive Chairman*
- b) *Smt. Irmgard Velagapudi, Managing Director*
- c) *Smt.V. Kiran Velagapudi, Executive Director*
- d) *Shri.K.Panneer Selvan, Chief Financial Officer*
- e) *Shri V Aravindkumar, Company Secretary and Compliance officer (Upto 29.02.2024)*
- f) *Shri T. Karthik Narayanan, Company Secretary and Compliance officer (from 18.03.2024)*

3. Entity in which Directors of the Company are interested

- a) Amethyst Café P Ltd
- b) V M Rao Consultants P Ltd
- c) Durgamba Investment P Ltd
- d) Anibrain Digital Technologies P Ltd
- e) Sethi Funds Management P Ltd

(B). Transactions During the year **Amount in Rs. in Lakhs**

Particulars	Subsidiaries		Key Managerial Personnel	
	2023-2024	2022-2023	2023-2024	2022-2023
Rent Received from The Eimco – K.C.P. Ltd	18.00	12.00		
Rent Received from Amethyst café P Ltd			18.00	18.00
Remuneration paid to Key Managerial Personnel :-				
Mr.Vinod R. Sethi, Executive Chairman			12.52	12.44
Ms. Irmgard Velagapudi, Managing Director			48.00	48.00
Ms.Kiran Velagapudi, Executive Director *			41.77	41.18
Shri.K. Panneer Selvan CFO,			25.10	21.86
Shri.Aravind Kumar V, <i>Company Secretary and Compliance</i>			11.72	10.29
Shri.T. Karthik Narayanan, <i>Company Secretary and Compliance</i>			0.68	0.00
Purchase of Fixed Assets from The Eimco – K.C.P. Ltd	0.22	-		
Sale of Goods to The Eimco – K.C.P. Ltd	1200.88	894.07		
Consultancy fee received from The Eimco – K.C.P. Ltd	120.00	120.00		
Sale of Goods to Quality Engineering	-	9.50		
Interest on fixed deposit paid to Key Management Personnel :-				
Ms. Irmgard Velagapudi, Managing Director			24.51	25.19
Shri.K. Panneer Selvan CFO			1.60	2.82
M/s. Durgamba Investment Pvt Ltd			35.10	36.07
M/s. The Eimco – K.C.P. Ltd	34.00	12.30	-	-
M/s. Quality Engineering Works	7.50	2.13		

(C) Closing balances as on 31/03/2024

Particulars	Subsidiaries		Key Managerial Personnel	
	2023-2024	2022-2023	2023-2024	2022-2023
<u>Party</u>				
(a) The Eimco – K.C.P. Ltd (Receivable)	121.75	57.12		-
(b) KCP Sugars Agricultural Research Farms Ltd	-	-		-
(c) Quality Engineering Works	-	10.64		
(c) Share Capital held in Subsidiary Companies	-	285.00		-
(d) Share Capital held by key Managerial Personnel :-				
Mr Vinod R. Sethi, Executive Chairman			1.84	1.84
Ms. Irmgard Velagapudi, Managing Director			18.05	18.05
Ms. Kiran Velagapudi, Executive Director			2.89	2.89
Shri.K. Panneer Selvan CFO			0.01	0.01
Shri.Aravind Kumar V, <i>Company Secretary and Compliance officer (upto 29.02.2024)</i>			-	-
(e) Fixed Deposit held by key Managerial Personnel				
Ms. Irmgard Velagapudi, Managing Director			300.00	300.00
Mr. K. Panneer Selvan CFO,			-	20.00
M/s. Durgamba Investment Pvt Ltd			420.00	420.00
M/s. The Eimco – K.C.P. Ltd	450.00	450.00		
M/s. Quality Engineering Works	100.00	100.00		

* excluding the perquisites considered for the purpose of Income tax

- 54. Minimum Remuneration paid to Managerial Personal :**
In terms of Section 197 read with Schedule V of the Companies Act, 2013, the Financial Year 2023-2024 being the fourth year of inadequate profits during the tenure (2020 – 25) of Ms. Irmgard Velagapudi, Managing Director and Mr. Vinod R. Sethi, Executive Chairman, the minimum remuneration paid to Managerial Personnel of a sum of Rs.60.52 for the Financial Year 2023-24 is ratified by the Board of Directors in its Meeting held on 29.05.2024 based on the recommendation of Nomination and Remuneration Committee. In pursuance of Section 197(10), a special resolution will be placed before the shareholders for their approval in the ensuing Annual General Meeting.
55. 55. Details relating to loans or advances in the nature of loans to Promoters, Directors, KMP and related parties - Nil
56. Details relating to Benami Property held by the Company - Nil
57. Details relating to declaration of the company as wilful defaulter by any bank or financial institution or other lender - Nil
58. Details relating to the nature of transaction carried out with the struck-off company - Nil
59. Details relating to the transactions under taken in Crypto or Virtual Currency - Nil
60. Details relating to the undisclosed income reported - Nil
61. Details regarding registration or satisfaction of charges with Registrar of Companies, beyond the statutory period - Nil
62. Details regarding compliance with number of layers of companies - Nil
63. Details regarding compliance with approved scheme of arrangements - Nil
64. The title deeds of immovable properties are held in the name of the Company, except in respect of certain immovable properties (land and buildings), which have been transferred to the Company as per a scheme of demerger, which are in the name of the erstwhile demerged Company.
65. The Company has not advanced or loaned or invested funds to any other person(s) or entity(ies), including foreign entities (Intermediaries) with the understanding that the Intermediary shall:
- a. directly or indirectly lend or invest in other persons or entities identified in any manner whatsoever by or on behalf of the company (Ultimate Beneficiaries) or
 - b. provide any guarantee, security or the like to or on behalf of the Ultimate Beneficiaries.
66. The Company has not received any fund from any person(s) or entity(ies), including foreign entities (Funding Party) with the understanding (whether recorded in writing or otherwise) that the Company shall:
- (a) directly or indirectly lend or invest in other persons or entities identified in any manner whatsoever by or on behalf of the Funding Party (Ultimate Beneficiaries) or
 - (b) provide any guarantee, security or the like on behalf of the Ultimate Beneficiaries.

67. Reconciliation between stock statements submitted to the bank and books of accounts

Amount in Rs. In Lakhs

Quarter	Name of the Bank	Particulars of securities provided	Amount as per books of account	Amount as reported in the quarterly return statement	Amount of Differenc	Reason for material discrepancies
Q 1	State Bank of India, ICICI Bank Ltd, Axis Bank Ltd & CTBC Bank Ltd	Finished Goods of Sugar & Molasses	12222.76	11984.15	238.61	The difference in value is due to separate valuation method adopted for bank and books. The bank requires stock valuation based on 3 months moving average of market price or current market price whichever lower where as books cost or net realizable value whichever is lower.
Q 2	-do-	-do-	6735.99	6549.66	186.34	-do-
Q 3	-do-	-do-	3283.48	3227.36	56.13	-do-
Q 4	-do-	-do-	13005.94	12612.57	393.38	-do-

68. Disclosure of Various Ratios

SL No.	Name of the Ratio	Numerator	Denominator	March 31, 2024	March 31, 2023	% Change
1	Current Ratio	Current Assets	Current Liabilities	1.94	1.81	
2	Debt Equity Ratio	Total Non current and current borrowings	Shareholder's Equity	0.41	0.60	
3	Debt Service Coverage Ratio	Profit After Tax + Depreciation + Interest on Loans + non-cash adjustments	Interest on Loans + Principal r epayment made during the year for long term loan	1.52	0.72	
4	Return on Equity Ratio	Net profits after tax	Average Shareholder's Equity	16%	17%	
5	Inventory Turnover Ratio	Sales	Average Inventory	1.47	0.97	
6	Trade Receivable Turnover Ratio	Credit Sales	Average Accounts Receivable	25.66	11.60	
7	Trade Payable Turnover Ratio	Credit Purchase	Average Accounts Payables	18.70	21.30	
8	Net Capital Turnover Ratio	Net Sales = Total Sales - Sales Return	Working capital = Current assets - Current liabilities	2.04	1.41	
9	Net Profit Ratio	Net Profit after tax	Net Sales = Total Sales - Sales Return	19%	22%	
10	Return on Capital Employed	Earning before interest and tax	Total Assets - current Liabilities + Current Borrowings	0.18	0.20	
11	Return on Investment	Income generated from investments	Average investments	0.27	0.33	

69. Previous year's figures have been regrouped and reclassified wherever necessary.

NOTES TO FINANCIAL STATEMENTS (CONTD.,)

70. SEGMENT REPORTING :

Amount in Rs. in Lakhs

(I) The Company has identified the reportable segments as on 31-03-2024 and others taking into account the nature of products and services, the different risks and returns and the internal reporting systems. The accounting policies for segment reporting are in line with the accounting policies followed by the Company.

PARTICULARS	PRIMARY SEGMENT												TOTAL			
	SUGAR			CHEMICALS			POWER & FUEL			ENGINEERING			OTHERS		Current Year	Previous Year
	Current Year	Previous Year		Current Year	Previous Year		Current Year	Previous Year		Current Year	Previous Year	Current Year	Previous Year			
1 Segment Revenue	21575.88	17240.14	4396.71	2951.49	262.16	323.38	1219.57	910.82	1800.13	766.70	29254.45	22192.53	8189.42	4977.08		
External Revenue	5667.67	2748.45	161.86	130.06	2359.72	2098.58	-	-	0.16	-	8189.42	4977.08				
Inter Segment Revenue	27243.55	19988.59	4558.57	3081.55	2621.88	2421.96	1219.57	910.82	1800.30	766.70	37443.87	27169.61				
Total Revenues																
2 Segment Results	651.41	(940.20)	59.20	105.58	408.33	477.71	620.49	565.43	385.99	463.81	2125.42	672.33				
Profit before depreciation, finance cost and taxation	409.73	649.55	65.84	85.59	3.93	9.35	0.04	0.17	27.09	21.35	506.62	766.02				
Less : Finance Cost	183.59	216.99	119.04	114.57	85.35	83.73	48.39	45.98	72.69	17.69	509.06	478.95				
Less: Depreciation and Amortizations											18.18	18.97				
Less: Unallocable Depreciation and Amortizations																
Less: Impairment on Capital Assets																
Profit on sale of Lakshimpuram Plant and Machinery																
Unallocable Expenditure																
Less : Tax	58.09	(1806.74)	(125.67)	(94.58)	319.05	384.63	572.06	519.27	286.21	424.77	5626.47	4936.77				
Total Profit																
Capital Employed	16727.20	24119.17	2457.62	2174.36	1637.94	1450.42	2505.05	2016.83	6011.53	1290.12	29339.33	31050.90				
Segment Assets	10560.18	15057.14	71.19	128.02	16.44	17.63	398.62	69.00	1196.52	63.14	12242.94	15334.93				
Unallocable Assets																
Segment Liabilities																
Unallocable Liabilities																
Capital Employed	206.95	26.42	264.01	82.67	19.93	97.85	15.98	90.79	29.86	494.74	536.73	792.47				
Capital Expenditure																

1. The operations of the company predominantly relate to manufacture of Sugar, Electrical Energy, Engineering, Bio Fertilizers and Chemicals comprising mainly Industrial Alcohol, CO2 and Calcium Lactate
2. The Business segments that are disclosed under "Others" comprise Bio Fertilizers .
3. Inter segment transfers are priced at market rates excepting Steam which has no market rate and hence valued at cost.

ii) Geographical Segment:

Amount in Rs. in Lakhs

Particulars	Current Reporting Period 2023 - 2024	Previous Reporting Period 2022 - 2023
Sales within India	29254.45	22192.53
Sales outside India	-	-
Total	29254.45	22192.53

Note: Company does not own or operate any business outside India

Carrying Amounts of Geographical Assets and additions to tangible and intangible fixed assets:

Particulars	Carrying amounts of segment assets		Additions to fixed assets & Intangible assets	
	Current reporting period	Previous reporting period	Current reporting period	Previous reporting period
Located in India	57272.54	54988.30	536.73	792.47
Located outside India	-	-	-	-
Total	57272.54	54988.30	536.73	792.47

As per our report of even date attached

For B. PURUSHOTTAM & CO.
Chartered Accountants
FRN 002808S

B.Mahidhar Krrishna
Partner
Membership No.: 243632

Place : Chennai
Date : 29/05/2024

K.PANNEER SELVAN
Chief Financial Officer
CMA M No.9894

T.KARTHIK NARAYANAN
Company Secretary &
Compliance Officer
M No.A51274

For and on behalf of the Board of Directors

IRMGARD VELAGAPUDI
Managing Director
Din : 00091370

KIRAN VELAGAPUDI
Executive Director
Din : 00091466



THE EIMCO – K.C.P. LIMITED

CIN: U27209TN1967PLC005550

Fifty Sixth Annual Report 2023 – 2024

Board of Directors

Ms. Irmgard Velagapudi
Ms. Kiran Velagapudi
Mr. P. Manohar
Mr. K. R. Adivarahan

	DIN
Chairperson	00091370
Vice Chairperson	00091466
Director	08389896
Independent Director	00019844

Registered Office

Ramakrishna Buildings,
No. 239, Anna Salai, Chennai - 600 006.

Works

11 – A, 3rd Main Road,
Industrial Estate, Ambattur,
Chennai - 600 058.

Bankers

Axis Bank Limited
Union Bank of India

Statutory Auditor

M/s. B. Purushottam & Co. (FRN: 002808S)
Chartered Accountants,
No. 59, Vijaya Raghava Road, Parthasarathi Puram,
T. Nagar, Chennai - 600 017.

Secretarial Auditor

Ms. Rajashree Santhanam (M.No.: F10367)
Practising Company Secretary
B - 1102 Metrozone, 44 Pillaiyar Koil Street,
Anna Nagar, Chennai 600 040.

NOTICE is hereby given that the **FIFTY SIXTH ANNUAL GENERAL MEETING** of The Eimco - K.C.P. Limited will be held on Monday the 23rd Day of September, 2024 at the Registered Office of the Company at 'Ramakrishna Buildings', No.239, Anna Salai, Chennai - 600 006 at 10.20 A.M. to transact the following businesses:

ORDINARY BUSINESS:

1. To receive, consider and adopt the Audited Financial Statements of the Company for the financial year ended 31/03/2024 together with the Reports of Auditor and Board of Directors thereon;
2. To appoint a Director, in the place of Ms. Kiran Velagapudi, Director (DIN: 00091466), who retires by rotation and being eligible, offers herself for reappointment.

SPECIAL BUSINESS:

3. Regularization of Additional Independent Director, Mr. K. R. Adivarahan (00019844) by appointing him as Independent Director of the Company:

To consider and, if thought fit, to pass with or without modifications, the following resolution as Ordinary Resolution:

"RESOLVED THAT, pursuant to provision of Section 149, 150, 152 read with schedule IV of the Companies Act, 2013, and all other applicable provisions of the Companies Act, 2013 read with Rules framed thereunder, applicable provisions of Companies Act, 2013 and SEBI LODR Regulations, 2015 (including any Statutory modification(s) or re-enactment there of for the time being in force), and upon the recommendation of the Board of Directors of the Company, Mr. K. R. Adivarahan (00019844) appointed as an Additional Director of the Company in Independent Category w.e.f. 08th November 2023 in terms of Section 161(1) of the Companies Act, 2013 and Article of Association of the Company and meets the criteria for independence under Section 149(6) of the Act for the appointment as Non-Executive Independent Director of the Company for a period of (3) Three years who is not be liable to retire by rotation.

// BY ORDER OF THE BOARD //

Place : Chennai
Date : 29/05/2024

IRMGARD VELAGAPUDI
CHAIRPERSON
DIN: 00091370

NOTES:

1. **A MEMBER ENTITLED TO ATTEND AND VOTE AT THE ANNUAL GENERAL MEETING OF THE COMPANY IS ALSO ENTITLED TO APPOINT ANOTHER PERSON AS A PROXY TO ATTEND AND VOTE AT THE MEETING INSTEAD OF HIMSELF / HERSELF AND THE PROXY NEED NOT BE A MEMBER.**
2. **PROXY FORM, IN ORDER TO BE EFFECTIVE MUST BE DULY COMPLETED AND SUBMITTED AT THE REGISTERED OFFICE OF THE COMPANY NOT LESS THAN FORTY EIGHT HOURS BEFORE THE MEETING.**



Your Directors have pleasure in presenting the 56th Annual Report containing the Audited Financial Statements of the Company for the Financial Year ended 31st March, 2024

1. REVIEW OF OPERATIONS:

Amount in Rupees in Lakhs

Performance		For the Financial Year ended 31/03/2024	For the Financial Year ended 31/03/2023
Operational Performance	Orders (valued in Lakhs)	7044.29	6692.92
	Turn over and Other Income	7290.53	8035.96
Financial Performance	Profit/(Loss) before Tax	1324.46	979.79
	Profit/(Loss) after Tax	1079.41	749.48
	Total Comprehensive Income	1088.13	755.33

2. DIVIDEND:

Your Directors have not recommended any Dividend for the Financial Year under review with a view to conserve profits.

2. SHARE CAPITAL AND RESERVES:

The Share Capital of the Company is Rs.60.00 Lakhs. The total Reserve and Surplus has increased to Rs.6,322.69 Lakhs as on 31/03/2024 as against Rs.5,234.56 Lakhs as on 31/03/2023.

3. FIXED DEPOSITS:

Your Company has not accepted any fixed deposits during the year under review.

4. MATERIAL SUBSIDIARY:

The Company is a 'Material Subsidiary' of its Holding Company, the K.C.P.Sugar and Industries Corporation Limited, in terms of Regulation 16(1)(c) of SEBI (Listing Obligations and Disclosure Requirements) Regulations, 2015.

6. CONSERVATION OF ENERGY AND TECHNOLOGY ABSORPTION :**Electricity:**

The Company strives to utilise energy efficiently at its manufacturing plants. Towards this, part of the lighting systems were replaced to LED from CFL lamps. Further, motors are provided with inverter (VFD) which results in 20% power saving.

Technology Absorption:

The Company has in-house developed machineries (horizontal belt filters) towards import substitution for flue gas desulphurisation projects which were hitherto imported from China.

In respect of further integration of allied products, in the forthcoming year, the Company plans to absorb technology related to cyclones to work towards Self Reliant India.

7. FOREIGN EXCHANGE EARNINGS AND OUTGO:

Our Export earnings during the Financial Year 2023 - 2024 is Rs.2203.94 Lakhs as against Rs.1799.20 Lakhs for the previous year. During the Financial Year 2023 - 2024, the Company has incurred expenditure in foreign currency amounting to Rs.7.12 Lakhs towards Tours & travels.

8. PARTICULARS OF EMPLOYEES:

Disclosure as required under Section 197 (12) of the Companies Act, 2013 read with Rule 5 (2) of the Companies (Appointment and Remuneration of Managerial Personnel) Rules, 2014, is not applicable to the Company as there is no employee falling under any of those categories mentioned therein.

9. BOARD MEETINGS:

Five Board Meetings were held during the Financial Year 2023 - 2024 on 29/05/2023, 19/07/2023, 22/09/2023, 08/11/2023 and 09/02/2024.

10. ANNUAL RETURN:

As per Section 92(3) of the Companies act, 2013, Annual return of the Company is disclosed on Company's website under the web-link: <https://www.ekcp.com/>

11. PARTICULARS OF CONTRACTS OR ARRANGEMENTS WITH RELATED PARTIES:

Pursuant to Section 134 (3) (h) of the Companies Act, 2013 and Rule 8 (2) of the Companies (Accounts) Rules, 2014, Particulars of Contracts / Arrangements entered into by the Company with the related parties in terms of Section 188 (1) of the Companies Act, 2013 in Form AOC - 2, is annexed hereto as 'Annexure - 1'.

12. CORPORATE SOCIAL RESPONSIBILITY:

The details of CSR Policy of the Company and the measures / activities taken by the Company on CSR during the Financial Year under review, as required under Rule 8 of the Companies (Corporate Social Responsibility Policy) Rules, 2014, is annexed hereto as 'Annexure - 2'.

13. SECRETARIAL AUDIT:

Pursuant to Regulation 24A of SEBI (Listing Obligations and Disclosure Requirements) Regulations, 2015, the Company being a 'Material Subsidiary' is subject to Secretarial Audit, in terms of Section 204 of the Companies Act, 2013.



The Board of Directors of the Company in its Meeting held on 29/05/2023, appointed Ms. Rajashree Santhanam, Practising Company Secretary as Secretarial Auditor for the Financial Year 2023- 2024.

The Secretarial Audit Report of the Company, in terms of Section 204 of the Companies Act, 2013, is annexed herewith as '**Annexure – 3**'. There are no qualifications, reservations or observations or adverse remarks or disclaimers in the said Secretarial Audit Report.

14. SECRETARIAL STANDARDS :

Pursuant to Section 118(10) of the Companies Act, 2013, the Company observes Secretarial Standards with respect to General and Board Meetings, prescribed by the Institute of Company Secretaries of India.

15. ACCOUNTING STANDARDS :

The Company adheres to the Accounting Standards as applicable to it and there are no deviations, in this respect.

16. PARTICULARS OF LOANS, GUARANTEES OR INVESTMENTS UNDER SECTION 186 OF THE COMPANIES ACT, 2013 :

No loan / guarantee / investment is given / made by the Company, in terms of Section 186 of the Companies Act, 2013 during the Financial Year 2023 - 2024.

17. DIRECTOR RETIRING BY ROTATION:

Ms. Kiran Velagapudi, Director (DIN: 00091466), who retires by rotation at the ensuing Annual General Meeting, being eligible, offers herself for reappointment.

18. STATUTORY AUDITOR :

M/s.B.Purushottam & Co., Chartered Accountants (FRN: 002808S) is the Statutory Auditor of the Company for the Financial Year under review. The Report of the Statutory Auditor on the Financial Statements of the Company is annexed to this Annual Report. There are no qualifications or reservations or observations or adverse remarks or disclaimers in the said Statutory Auditor's Report.

19. INTERNAL AUDIT:

Pursuant to Section 138 (1) of the Companies Act, 2013, the Company had appointed Mr.G.Natesan & Co., Chartered Accountant (FRN : 002424S) as Internal Auditor of the Company to conduct internal audit for the Financial Year 2023 - 2024. The Internal Auditor has submitted their reports to the Board of Directors of the Company, periodically.

20. DIRECTORS' RESPONSIBILITY STATEMENT:

Pursuant to Section 134 (3) (c) read with Section 134 (5) of the Companies Act, 2013, the Directors of your Company state as follows:

- (a) that in the preparation of the Annual Accounts, the applicable Accounting Standards have been followed and that there were no material departures there-from;

- (b) that the Directors had selected such accounting policies and applied them consistently and made judgments and estimates that are reasonable and prudent so as to give a true and fair view of the state of affairs of the Company at the end of the financial year 31/03/2024 and of the Profit of the Company for that period;
- (c) that the Directors had taken proper and sufficient care for the maintenance of adequate accounting records in accordance with the provisions of the Companies Act, 2013 for safeguarding the assets of the Company and for preventing and detecting fraud and other irregularities;
- (d) that the Directors had prepared the Annual Accounts on a going concern basis;
- (e) that the Directors had laid down internal financial controls to be followed by the Company and that such internal financial controls are adequate and were operating effectively;
- (f) that the Directors had devised proper systems to ensure compliance with the provisions of all applicable laws and that such systems were adequate and operating effectively.

21. **ACKNOWLEDGEMENT:**

Your Directors would like to take this opportunity to express their deep sense of gratitude to the Stakeholders of the Company.

// BY ORDER OF THE BOARD //

Place : Chennai

Date : 29/05/2024

**IRMGARD VELAGAPUDI
CHAIRPERSON
DIN: 00091370**



**FORM No. AOC – 2 - DISCLOSURE OF PARTICULARS OF CONTRACTS / ARRANGEMENTS
ENTERED INTO BY THE COMPANY WITH RELATED PARTIES REFERRED TO IN
SECTION 188 (1) OF THE COMPANIES ACT, 2013**

*[Pursuant to Section 134 (3) (h) of the Companies Act, 2013 and
Rule 8 (2) of the Companies (Accounts) Rules, 2014]*

1. Details of Contracts or Arrangements or Transactions not at arm's length basis: NIL
2. Details of Contracts or Arrangements or Transactions at arm's length basis:

(a)	Name of Related Party and (Nature of Relationship)	K.C.P. Sugar and Industries Corporation Limited <i>(Holding Company)</i>
(b)	Nature of Contract / Arrangement / Transaction	Lease, Purchase of Goods and Services, Management Consultancy Services
(c)	Duration of Contract / Arrangement / Transaction	11 Months
(d)	Salient Terms of the Contract / Arrangement / Transaction	Taking on lease of a building of the Holding Company on rental basis for Registered Office of the Company
(e)	Date of approval by the Board	09/02/2023 <i>(period covered: 01/02/2023 to 31/12/2023)</i> 09/02/2024 <i>(period covered: 01/01/2024 to 30/11/2024)</i>
(f)	Amount paid as Advances, if any	NIL

// BY ORDER OF THE BOARD //

Place : Chennai

Date : 29/05/2024

IRMGARD VELAGAPUDI
CHAIRPERSON
DIN: 00091370

ANNEXURE - 2

ANNUAL REPORT ON CSR ACTIVITIES

[Pursuant to Rule 8 of the Companies (Corporate Social Responsibility Policy) Rules, 2014]

S.No.	Nature of Particulars	Particulars			
1.	Brief outline on CSR Policy of the Company	<p>The Company's CSR activities broadly relate to:</p> <ul style="list-style-type: none"> (i) Promoting health care including preventive health care and sanitation; (ii) Promoting education and employment enhancing vocational skills; (iii) Eradication of poverty and ensuring better living conditions; (iv) Ensuring environmental sustainability; (v) Rural Development Projects; and (vi) Conducting relief operations in natural disaster hit areas and contribution to Government Disaster Relief Fund. 			
2.	Composition of the CSR Committee				
	S.No.	Name of Director	Designation in Committee / Nature of Directorship	Number of Meetings of CSR Committee held during the Year	Number of Meetings of CSR Committee attended during the Year
	(i)	Ms.Imgard Velagapudi	Chairperson / Director	1	1
	(ii)	Mr.P.Manohar	Member / Director	1	1
	(iii)	Mr. K.R. Adivarahan	Member / Director	1	-
3.	Web Link where Composition of CSR Committee, CSR Policy and CSR Projects of the Company are disclosed			www.ekcp.com	
4.	Details of Impact Assessment of CSR Projects			Not Applicable	



5.	a)	Average Net Profit of the Company for last three Financial Years (in Lakhs)	737.47	
	b)	Two percent of the Average Net Profit of the Company as given in Item 6 above (in Lakhs)	14.75	
	c)	Surplus arising out of the CSR Projects or Programmes or Activities of the previous Financial Years (in Lakhs)	Nil	
	d)	Amount required to be set off for the Financial Year, if any (in Lakhs)	Nil	
	e)	Total CSR obligation for the Financial Year (5a+5b-5c) (in Lakhs)	14.75	
6.	a)	Amount spent on CSR projects	Ongoing Projects	Nil
			Other than Ongoing Project	14.75
	b)	Amount spent in Administrative Overheads (in Lakhs)	Nil	
	c)	Amount spent on Impact Assessment, if applicable (in Lakhs)	Not Applicable	
	d)	Total amount spent for the Financial Year (6a+6b+6c) (in Lakhs)	14.75	
	e)	CSR amount spent or unspent for the Financial Year	Nil	
	f)	Excess amount for set off, if any (in Lakhs)	Nil	
Sl.No.	Particular		Amount (in Lakhs)	
(i)	Two percent of Average Net Profit of the Company as Per Section 135 (5)		14.75	
(ii)	Total Amount Spent for the Financial Year		14.75	
(iii)	Excess Amount Spent for the Financial Year [(ii)-(i)]		Nil	
(iv)	Surplus arising out of the CSR projects or programmes or activities of the previous Financial Years, if any		Nil	
(v)	Amount available for setoff in succeeding Financial Years [(iii)-(iv)]		Nil	

7.	Details of Unspent CSR amount for the preceding three Financial Years:						
Sl. No.	Preceding Financial Year	Amount transferred to Unspent CSR Account under Section 135 (6)	Amount spent in the Reporting Financial Year	Amount transferred to any fund specified under Schedule VII as per section 135 (6), if any.	Amount remaining to be spent in succeeding Financial Years.		
					Name of the Fund	Amount	Date of transfer
Not Applicable							
8.	In case of creation or acquisition of capital asset, furnish the details relating to assets so created or acquired through CSR spent in the Financial Year; (asset-wise details).						
	(i) Date of creation or acquisition of the capital asset(s).				Not Applicable		
	(ii) Amount of CSR spent for creation or acquisition of capital asset.						
	(iii) Details of the entity or public authority or beneficiary under whose name such capital asset is registered, their address etc.,.						
	(iv) Details of the entity or public authority or beneficiary under whose name such capital asset is registered, their address etc.,.						
9.	Specify the reason(s), if the Company has failed to spend two percent of the Average Net Profit as per Section 135 (5) of the Companies Act, 2013.					Not Applicable	

Place : Chennai

Date : 29/05/2024

IRMGARD VELAGAPUDI
Director and Chairperson of
CSR Committee
DIN: 00091370



FORM MR-3
SECRETARIAL AUDIT REPORT
FOR THE FINANCIAL YEAR ENDED 31ST MARCH, 2024

[Pursuant to section 204(1) of the Companies Act, 2013 and Rule No.9 of the Companies (Appointment and Remuneration of Managerial Personnel) Rules, 2014 and Regulation 24 A of the SEBI (Listing Obligations and Disclosure Requirements), Regulations, 2015 as amended]

To,

The Members,
M/s. The Eimco-K.C.P. Limited
CIN No.: U27209TN1967PLC005550
 183, New No.239, Anna Salai
 Ramakrishna Buildings
 Chennai 600006.

Dear Members,

I have conducted the secretarial audit of the compliance of applicable statutory provisions and the adherence to good corporate practices by **M/s. The Eimco-K.C.P. Limited** (hereinafter called the "Company"). Secretarial Audit was conducted in a manner that provided us a reasonable basis for evaluating the corporate conducts/statutory compliances and expressing our opinion thereon.

Based on my verification of the soft copy of Company's books, papers, minute books, forms and returns filed and other records maintained by the Company and also the information provided by the Company, its officers, agents and authorized representatives during the conduct of secretarial audit and considering the relaxation granted by the Ministry of Corporate Affairs and Securities and Exchange Board of India warranted due to the spread of COVID-19 Pandemic, I hereby report that in my opinion, the Company has, during the audit period covering the financial year ended on 31st March, 2024 generally complied with the provisions of Acts, Rules, Regulations, Guidelines, Standards listed hereunder subject to the reporting made hereinafter.

- (i) The Companies Act, 2013 (the Act) and the rules made there under;
- (ii) The Securities Contracts (Regulation) Act, 1956 ('SCRA') and the rules made there under, to the extent applicable to the Company;
- (iii) The Depositories Act, 1996 and the Regulations and Bye-laws framed there under to the extent applicable to the Company;
- (iv) The Securities and Exchange Board of India (Listing Obligations and Disclosure Requirements) Regulations, 2015, to the extent applicable to material unlisted public companies *excepting a delay in the appointment of Independent Director*;

I have also checked the compliance with the applicable clauses pertaining to Secretarial Standards issued by The Institute of Company Secretaries of India.

During the period under review, the Company has generally complied with the provisions of the Act, Rules, Regulations, Guidelines, Standards, etc. mentioned above.

I further report that

- i) The Board of Directors of the Company is duly constituted with proper balance of Executive Directors, Non-Executive Directors and Independent Directors.
- ii) The changes in the composition of the Board of Directors that took place during the period under review were carried out in compliance with the provisions of the Act.

- iii) Adequate notice is given to all directors to schedule the Board Meetings, agenda and detailed notes on agenda were sent in advance as stipulated in the Companies Act, 2013, and a system exists for seeking and obtaining further information and clarifications on the agenda items before the meeting and for meaningful participation at the meeting.
- iv) As per the minutes of the meetings duly recorded and confirmed by the Directors, the decisions of the Board were carried through by majority while there were no dissenting views recorded as part of the minutes.
- v) The Compliance by the Company of the applicable financial laws like direct and indirect tax laws and maintenance of financial records and books of accounts has not been reviewed in this audit since the same have been subject to review by statutory financial auditors, tax auditors and other designated professionals.

I further report that there are adequate systems and processes in the Company commensurate with the size and operations of the Company to monitor and ensure compliance with applicable laws, rules, regulations and guidelines.

I further report that during the audit period, there were no specific events / actions having major bearing on the Company's affairs in pursuance of the above referred laws, rules, regulations, guidelines, etc.

Place: Chennai
Date: 24.05.2024

Rajashree Santhanam
Practising Company Secretary
PR 1553/2021
Membership No: F10367
CP 10096
UDIN : F010367F000446330



ANNEXURE – A

To,

M/s The Eimco-K.C.P. Limited
CIN No.: U27209TN1967PLC005550
183, New No 239, Anna Salai
Ramakrishna Buildings, Chennai 600006

Our Secretarial Audit report dated 24.05.2024 is to be read along with this letter.

1. Maintenance of secretarial record is the responsibility of the management of the Company. Our responsibility is to express an opinion on these secretarial records based on our audit.
2. I have followed the audit practices and processes as were appropriate to obtain reasonable assurance about the correctness of the contents of the Secretarial records. The verification was done on test basis to ensure that correct facts are reflected in secretarial records. I believe that the processes and practices, I followed provide a reasonable basis of our opinion.
3. I have not verified the correctness and appropriateness of financial records and books of accounts of the Company.
4. Wherever required, I have obtained the management representation about the compliance of laws, rules and regulations and happening of events etc.
5. The compliance of the provisions of Corporate and other applicable laws, rules, regulations, standards is the responsibility of the management. Our examination was limited to the verification of procedures on test basis.
6. The Secretarial Audit report is neither an assurance as to the future viability of the Company nor of the efficacy or effectiveness with which the management has conducted the affairs of the Company.

Place: Chennai
Date: 24.05.2024

Rajashree Santhanam
Practising Company Secretary
PR 1553/2021
Membership No: F10367
CP 10096
UDIN : F010367F000446330

INDEPENDENT AUDITOR'S REPORT

To the members of THE EIMCO K.C.P. LIMITED

Report on the Audit of the Standalone Financial Statements

Opinion

We have audited the standalone financial statements of THE EIMCO K.C.P. LIMITED ("the Company"), which comprise the standalone balance sheet as at March 31, 2024, the standalone statement of profit and loss (including other comprehensive income), the standalone statement of changes in equity and standalone statement of cash flows for the year then ended, and notes to the standalone financial statements, including a summary of significant accounting policies and other explanatory information (hereinafter referred to as the "standalone financial statements").

In our opinion and to the best of our information and according to the explanations given to us, the aforesaid standalone financial statements give the information required by the Companies Act, 2013 ("the Act") in the manner so required and give a true and fair view in conformity with the Indian Accounting Standards prescribed under sec 133 of the Act read with the Companies (Indian Accounting Standards) Rules, 2015, as amended, ("Ind AS") and other accounting principles generally accepted in India, of the state of affairs of the Company as at March 31, 2024, its profit and other comprehensive income, its cash flows and the changes in equity for the year ended on that date.

Basis for Opinion

We conducted our audit of the standalone financial statements in accordance with the Standards on Auditing specified under section 143(10) of the Companies Act 2013 (SAs). Our responsibilities under those Standards are further described in the *Auditor's Responsibilities for the Audit of the Standalone Financial Statements* section of our report. We are independent of the Company in accordance with the Code of Ethics issued by the Institute of Chartered Accountants of India (ICAI) together with the independence requirements that are relevant to our audit of the standalone financial statements under the provisions of the Companies Act 2013 and the Rules thereunder, and we have fulfilled our other ethical responsibilities in accordance with these requirements and the ICAI's Code of Ethics. We believe that the audit evidence we have obtained by us is sufficient and appropriate to provide a basis for our audit opinion on the standalone financial statements.

Key Audit Matters

Key audit matters are those matters that, in our professional judgment, were of most significance in our audit of the standalone financial statements of the current period. These matters were addressed in the context of our audit of the standalone financial statements as a whole, and in forming our opinion thereon, and we do not provide a separate opinion on these matters. We have determined that there are no key audit matters to be communicated in our audit report.

Information Other than the Standalone Financial Statements and Auditor's Report Thereon

The Company's Management and Board of Directors are responsible for the other information. The other information comprises the information included in the Management Discussion and Analysis, Board's Report including Annexures to Board's Report, Corporate Governance and Shareholder's Information, but does not include the standalone financial statements and our auditor's report thereon.

Our opinion on the standalone financial statements does not cover the other information and we do not express any form of assurance conclusion thereon.

In connection with our audit of the standalone financial statements, our responsibility is to read the other information and, in doing so, consider whether the other information is materially inconsistent with the standalone financial statements or our knowledge obtained during the course of our audit or otherwise appears to be materially misstated.



When we read these reports, if we conclude that there is a material misstatement of this other information, we are required to communicate that matter to those charged with governance and describe actions applicable under the applicable laws and regulations.

Management's and Board of Directors Responsibilities for the Standalone Financial Statements

The Company's Management and Board of Directors are responsible for the matters stated in Section 134(5) of the Companies Act, 2013 ("the Act") with respect to the preparation of these standalone financial statements that give a true and fair view of the financial position, financial performance including other comprehensive income / loss, changes in equity and cash flows of the Company in accordance with accounting principles generally accepted in India, including the Indian Accounting Standards (Ind AS) specified under section 133 of the Act. This responsibility also includes maintenance of adequate accounting records in accordance with the provisions of the Act for safeguarding of the assets of the Company and for preventing and detecting frauds and other irregularities; selection and application of appropriate accounting policies; making judgments and estimates that are reasonable and prudent; and the design, implementation and maintenance of adequate internal financial controls, that were operating effectively for ensuring the accuracy and completeness of the accounting records, relevant to the preparation and presentation of the standalone financial statements that give a true and fair view and are free from material misstatement, whether due to fraud or error.

In preparing the standalone financial statements, the Management and Board of Directors are responsible for assessing the Company's ability to continue as a going concern, disclosing, as applicable, matters related to going concern and using the going concern basis of accounting unless management either intends to liquidate the Company or to cease operations, or has no realistic alternative but to do so.

The Board of Directors are responsible for overseeing the Company's financial reporting process.

Auditor's Responsibilities for the Audit of the Standalone Financial Statements

Our objectives are to obtain reasonable assurance about whether the standalone financial statements as a whole are free from material misstatement, whether due to fraud or error, and to issue an auditor's report that includes our opinion. Reasonable assurance is a high level of assurance, but is not a guarantee that an audit conducted in accordance with SAs will always detect a material misstatement when it exists. Misstatements can arise from fraud or error and are considered material if, individually or in the aggregate, they could reasonably be expected to influence the economic decisions of users taken on the basis of these standalone financial statements.

As part of an audit in accordance with SAs, we exercise professional judgment and maintain professional skepticism throughout the audit. We also:

- Identify and assess the risks of material misstatement of the standalone financial statements, whether due to fraud or error, design and perform audit procedures responsive to those risks, and obtain audit evidence that is sufficient and appropriate to provide a basis for our opinion. The risk of not detecting a material misstatement resulting from fraud is higher than for one resulting from error, as fraud may involve collusion, forgery, intentional omissions, misrepresentations, or the override of internal control.
- Obtain an understanding of internal financial controls relevant to the audit in order to design audit procedures that are appropriate in the circumstances. Under section 143(3)(i) of the Companies Act, 2013, we are also responsible for expressing our opinion on whether the Company has adequate internal financial controls system in place and the operating effectiveness of such controls.
- Evaluate the appropriateness of accounting policies used and the reasonableness of accounting estimates and related disclosures made by management.
- Conclude on the appropriateness of management's use of the going concern basis of accounting and, based on the audit evidence obtained, whether a material uncertainty exists related to events or conditions that may cast significant doubt on the Company's ability to continue as a going concern. If we conclude that a material uncertainty exists, we are required to draw attention in our auditor's report to the related disclosures in the standalone financial statements or, if such

disclosures are inadequate, to modify our opinion. Our conclusions are based on the audit evidence obtained up to the date of our auditor's report. However, future events or conditions may cause the Company to cease to continue as a going concern.

- Evaluate the overall presentation, structure and content of the standalone financial statements, including the disclosures, and whether the standalone financial statements represent the underlying transactions and events in a manner that achieves fair presentation.

Materiality is the magnitude of misstatements in the standalone financial statements that, individually or in aggregate, makes it probable that the economic decisions of a reasonably knowledgeable user of the standalone financial statements may be influenced. We consider quantitative materiality and qualitative factors in (i) planning the scope of our audit work and in evaluating the results of our work; and (ii) to evaluate the effect of any identified misstatements in the standalone financial statements.

We communicate with those charged with governance regarding, among other matters, the planned scope and timing of the audit and significant audit findings, including any significant deficiencies in internal control that we identify during our audit.

We also provide those charged with governance with a statement that we have complied with relevant ethical requirements regarding independence, and to communicate with them all relationships and other matters that may reasonably be thought to bear on our independence, and where applicable, related safeguards.

From the matters communicated with those charged with governance, we determine those matters that were of most significance in the audit of the standalone financial statements of the current period and are therefore the key audit matters. We describe these matters in our auditor's report unless law or regulation precludes public disclosure about the matter or when, in extremely rare circumstances, we determine that a matter should not be communicated in our report because the adverse consequences of doing so would reasonably be expected to outweigh the public interest benefits of such communication.

Other Matter

The standalone financial statements include the Company's share in the net profit of INR 111.33 lakhs for the year ended March 31, 2024, in respect of profit from partnership firm in which the Company has invested, whose financial statements have not been audited by us. These financial statements have been audited by the other auditor whose report has been furnished to us by the management, and our opinion on the standalone financial statements, in so far as it relates to the amounts and disclosures included in respect of this partnership firm, and our report in terms of subsection (3) of Section 143 of the Act in so far as it relates to the aforesaid partnership firm, is based solely on the report of such other auditor.

Our opinion is not modified in respect of this matter with respect to our reliance on the work done by and the report of the other auditor.

Report on Other Legal and Regulatory Requirements

1. As required by the Companies (Auditor's report) Order, 2020 ("the Order") issued by the Central Government of India in terms of sub-section (11) of section 143 of the Act, we give in the Annexure A, a statement on the matters specified in paragraphs 3 and 4 of the Order, to the extent applicable.
2. As required by section 143 (3) of the Act, we report that:
 - (a) We have sought and obtained all the information and explanations which to the best of our knowledge and belief were necessary for the purpose of our audit.
 - (b) In our opinion, proper books of accounts as required by law have been kept by the Company so far as it appears from our examination of those books.
 - (c) The standalone balance sheet, standalone statement of profit and loss (including other comprehensive income), the standalone statement of cash flow and standalone statement of changes in equity dealt with by this Report are in agreement with the books of account.



- (d) In our opinion, the aforesaid standalone financial statements comply with the Ind AS specified under section 133 of the Act.
- (e) On the basis of written representations received from the directors as on March 31, 2024, and taken on record by the Board of Directors, none of the directors is disqualified as on March 31, 2024, from being appointed as a director in terms of section 164 (2) of the Act.
- (f) With respect to the adequacy of the internal financial controls over financial reporting of the Company and the operating effectiveness of such controls, refer to our separate Report in "Annexure B" to this report.
- (g) With respect to the matter to be included in the Auditor's Report in accordance with the requirements of section 197(16) of the Act, as amended:

In our opinion and to the best of our information and according to the explanations given to us, the remuneration paid by the Company to its directors during the year is in accordance with the provisions of section 197 and schedule V of the Act.

- (h) With respect to the other matters to be included in the Auditor's Report in accordance with Rule 11 of the Companies (Audit and Auditors) Rules, 2014, in our opinion and to the best of our information and according to the explanations given to us:
 - i. The Company does not have any pending litigations which would impact its financial position. Refer note 34.2 to the standalone financial statements.
 - ii. The Company did not have any long-term contracts including derivative contracts for which there were any material foreseeable losses.
 - iii. There were no amounts which were required to be transferred to the Investor Education and Protection Fund by the Company during the year ended March 31, 2024.
 - iv. (a) The management has represented, to the best of its knowledge and belief, as disclosed in note 57 to the standalone financial statements, that no funds (which are material either individually or in aggregate), have been advanced or loaned or invested (either from borrowed funds or share premium or any other sources or kind of funds) by the Company to or in any other person or entity, including foreign entity ("Intermediaries"), with the understanding, whether recorded in writing or otherwise, that the Intermediary shall, whether directly or indirectly lend or invest in other persons or entities identified in any manner whatsoever by or on behalf of the Company ("Ultimate Beneficiaries") or provide any guarantee, security or the like on behalf of the Ultimate Beneficiaries;
 - (b) The management has represented, to the best of its knowledge and belief, as disclosed in note 58 to the standalone financial statements, that no funds (which are material either individually or in aggregate), have been received by the Company from any person or entity, including foreign entity ("Funding Parties"), with the understanding, whether recorded in writing or otherwise, that the Company shall, whether directly or indirectly lend or invest in other persons or entities identified in any manner whatsoever by or on behalf of the Funding Party ("Ultimate Beneficiaries") or provide any guarantee, security or the like on behalf of the Ultimate Beneficiaries;
 - (c) Based on the audit procedures that have been considered reasonable and appropriate in the circumstances, nothing has come to our notice that has caused us to believe that the representations under sub-clause (i) and (ii) of Rule 11(e), as provided under (a) and (b) above, contain any material misstatement.
- v. The Company did not propose, declare or pay dividends during the year ended March 31, 2024.

- vi. Based on our examination and the explanations provided by the Management, the Company has used an accounting software "SQL SERVER" which did not have a feature of recording audit trail (edit log) facility and the same was not operated throughout the year for all relevant transactions recorded in the software. Consequently, we are unable to comment on the audit trail requirements of the said software as envisaged under Rule 11(g) of the Act. Refer note 60 to the standalone financial statements.

As proviso to Rule 3(1) of the Companies (Accounts) Rules, 2014 is applicable from 01 April 2023, reporting under rule Rule 11(g) of the Companies (Audit and Auditors) Rules, 2014 on preservation of audit trail as per the statutory requirements for record retention is not applicable for the financial year ended 31 March 2024.

for **B. Purushottam & Co,**
Chartered Accountants
Firm Registration Number: 002808S

B Mahidhar Krrishna
Partner
Membership number: 243632
UDIN: 24243632BKCOGX7199
Place: Chennai
Date: May 29, 2024



Annexure A to the Independent Auditor's report of even date to the members of THE EIMCO K.C.P. LIMITED, on the standalone financial statements for the year ended March 31, 2024

(Referred to in paragraph 1 under 'Report on Other Legal and Regulatory Requirements' section of our report of even date)

Based on the audit procedures performed for the purpose of reporting a true and fair view of the standalone financial statements of the Company and taking into consideration the information and explanations given to us and the books of accounts and other records examined by us, in the normal course of audit, and to the best of our knowledge, we report that:

- i. in respect of the Company's property, plant and equipment and intangible assets:
 - (a) a. the Company has maintained proper records showing full particulars, including quantitative details and situation of property, plant and equipment.
 - b. the Company has maintained proper records showing full particulars of intangible assets.
 - (b) the Company has a program of physical verification of property, plant and equipment at regular intervals so to cover all the assets which, in our opinion, is reasonable having regard to the size of the Company and the nature of its assets. According to the information and explanations given to us, no material discrepancies were noticed on such verification.
 - (c) the title deeds of all the immovable properties (other than properties where the Company is the lessee and the lease agreements are duly executed in favor of the lessee), disclosed in the standalone financial statements included under property, plant and equipment are held in the name of the Company.
 - (d) the Company has not revalued any of its property, plant and equipment and intangible assets during the year.
 - (e) no proceedings have been initiated during the year or are pending against the Company as at 31 March 2024 for holding any benami property under the Benami Transactions (Prohibitions) Act, 1988 (as amended in 2016) and rules made thereunder.
- ii. (a) the Company has a program of physical verification of inventory at regular intervals which, in our opinion, is reasonable having regard to the size of the Company and the nature of its inventory. According to the information and explanations given to us, no material discrepancies were noticed on such verification.
- (b) the Company has not been sanctioned working capital facilities in excess of five crore rupees from banks or financial institutions on the basis of security of current assets during the year. Hence, reporting under clause 3(ii)(b) of the Order is not applicable.
- iii. The Company has not made investments or provided guarantee or security or granted loans or advances, secured or unsecured, to Companies, Firms, Limited Liability Partnerships or any other parties, during the year and hence reporting under clause 3(iii) of the Order is not applicable:
- iv. the Company has complied with the provisions of section 185 and 186 of the Act, in respect of loans granted, investments made and guarantees and securities provided, as applicable.
- v. the Company has not accepted any deposits from the public and hence the directives issued by RBI and the provisions of section 73 to 76 or any other relevant provisions of the Act and the Companies (Acceptance of Deposit) Rules, 2015. Hence, reporting under clause 3(vi) of the Order is not applicable.
- vi. We have broadly reviewed the books of accounts and records maintained by the company pursuant to the Rules made by the Central Government for the maintenance of Cost Records under section 148(1) of the Companies Act, 2013 and we are of the opinion that prima facie, the prescribed accounts and records have been made and maintained.

- vii. in respect of statutory dues:
- (a) the Company is regular in depositing undisputed statutory dues including provident fund, employees' state insurance, income-tax, goods and service tax, duty of customs, cess and other material statutory dues applicable to it with the appropriate authorities. There were no undisputed amounts payable which were outstanding as on 31 March 2024 for a period of more than six months from the date on which they became payable.
 - (b) the Company does not have disputed statutory dues referred to in sub-clause (a) above and hence reporting under clause 3(vii)(b) of the Order is not applicable.
- viii. there were no transactions relating to previously unrecorded income that have been surrendered or disclosed as income during the year in the tax assessments under the Income Tax Act, 1961.
- ix. (a) the Company has not defaulted in repayment of loans or other borrowings or in the payment of interest thereon to any lender during the year and hence reporting under clause 3(ix)(a) of the Order is not applicable.
- (b) the Company has not been declared a willful defaulter by any bank of financial institution or government or any government authority.
 - (c) the Company has not taken any term loan during the year and there are no outstanding term loans at the beginning of the year and hence reporting under clause 3(ix)(c) of the Order is not applicable.
 - (d) on an overall examination of the standalone financial statements of the Company, funds raised on short term basis have, prima facie, not been used during the year for long-term purposes by the Company.
 - (e) on an overall examination of the standalone financial statements of the Company, the Company has not taken funds from any entity or person on account of or to meet the obligations of its subsidiaries, joint ventures or associates as defined under the Act.
 - (f) according to the information and explanations given to us, the Company has not raised any loans during the year on the pledge of securities held in its subsidiaries, joint ventures or associate companies, as defined under the Act.
- x. (a) the Company has not raised moneys by way of initial public offer or further public offer (including debt instruments) during the year and hence reporting under clause 3(x)(a) is not applicable.
- (b) the Company has not made any preferential allotment or private placement of shares or convertible debentures (fully or partly or optionally) and hence reporting under clause 3(x)(b) of the Order is not applicable
- xi. (a) no fraud by the Company and no fraud on the Company has been noticed or reporting during the year
- (b) no reporting under sub-section (12) of section 143 of the Companies Act has been filed in Form ADT-4 as prescribed under rule 13 of Companies (Audit and Auditors) Rules, 2014 with the Central Government, during the date of this report
 - (c) as informed by the Company, there were no whistle-blower complaints received during the year.
- xii. the Company is not a Nidhi Company and hence reporting under clause 3(xii) of the Order is not applicable.
- xiii. In our opinion, the Company is in compliance with sections 177 and 188 of the Act, where applicable, and the requisite details have been disclosed in the standalone financial statements etc., as required by the applicable accounting standard.



- xiv. (a) in our and based on our examination, the Company has an internal audit system commensurate with the size and nature of its business.
- (b) we have considered the internal audit reports of the Company issued during the year and till date,
- xv. the Company has not entered any non-cash transactions with its directors or persons connected with its directors and hence provisions of section 192 of the Act are not applicable to the Company.
- xvi. in our opinion, the Company is not required to registered under section 45-IA of the Reserve Bank of India Act, 1934 and hence reporting under clause 3(xvi) and its sub-clauses of the Order is not applicable.
- xvii. the Company has not incurred cash losses during the financial year covered by our audit and the immediately preceding financial year.
- xviii. there has been no resignation of the statutory auditors of the Company during the year.
- xix. on the basis of the financial ratios, ageing and expected dates of realisation of financial assets and payment of financial liabilities, other information accompanying the standalone financial statements and our knowledge of the Board of Directors and Management plans and based on our examination of the evidence supporting the assumptions, nothing has come to our attention, which causes us to believe that any material uncertainty exists as on the date of the audit report indicating that Company is not capable of meeting its liabilities existing at the date of balance sheet as and when they fall due within a period of one year from the balance sheet date. We, however, state that this is not an assurance as to the future viability of the Company. We further state that our reporting is based on the facts up to the date of the audit report and we neither give any guarantee nor any assurance that all liabilities falling due within a period of one year from the balance sheet date, will get discharged by the Company as and when they fall due.
- xx. (a) there are no ongoing projects as defined under sub-section (5) of section 135 of the Act and hence reporting under clause 3(xx)(a) of the Order is not applicable
- (b) there are no unspent amount as defined under sub-section (5) of section 135 of the Act and hence reporting under clause 3(xx)(b) of the Order is not applicable.

for **B. Purushottam & Co,**
Chartered Accountants
Firm Registration Number: 002808S

B Mahidhar Krrishna
Partner
Membership number: 243632
UDIN: 24243632BKCOGX7199
Place: Chennai
Date: May 29, 2024

Annexure B to the Independent Auditor's Report on the standalone financial statements of THE EIMCO K.C.P LIMITED for the year ended March 31, 2024**Report on the Internal Financial Controls Over Financial Reporting under Clause (l) of Subsection 3 of Section 143 of the Companies Act, 2013 ("the Act")**

(Referred to in paragraph 2(f) under 'Report on Other Legal and Regulatory Requirements' section of our report of even date)

We have audited the internal financial controls over financial reporting of THE EIMCO K.C.P. LIMITED ("the Company") as of March 31, 2024 in conjunction with our audit of the standalone financial statements of the Company for the year ended on that date.

Managements and Board of Directors Responsibilities for Internal Financial Controls

The Company's Management and the Board of Directors are responsible for establishing and maintaining internal financial controls based on the internal control over financial reporting criteria established by the Company considering the essential components of internal control stated in the Guidance Note on Audit of Internal Financial Controls Over Financial Reporting issued by the Institute of Chartered Accountants of India. These responsibilities include the design, implementation and maintenance of adequate internal financial controls that were operating effectively for ensuring the orderly and efficient conduct of its business, the safeguarding of its assets, the prevention and detection of frauds and errors, the accuracy and completeness of the accounting records, and the timely preparation of reliable financial information, as required under the Companies Act, 2013.

Auditor's Responsibility

Our responsibility is to express an opinion on the internal financial controls over financial reporting of the Company based on our audit. We conducted our audit in accordance with the Guidance Note on Audit of Internal Financial Controls Over Financial Reporting (the "Guidance Note") issued by the Institute of Chartered Accountants of India and the Standards on Auditing prescribed under Section 143(10) of the Companies Act, 2013, to the extent applicable to an audit of internal financial controls.

Those Standards and the Guidance Note require that we comply with ethical requirements and plan and perform the audit to obtain reasonable assurance about whether adequate internal financial controls over financial reporting was established and maintained and if such controls operated effectively in all material respects.

Our audit involves performing procedures to obtain audit evidence about the adequacy of the internal financial controls system over financial reporting and their operating effectiveness. Our audit of internal financial controls over financial reporting included obtaining an understanding of internal financial controls over financial reporting, assessing the risk that a material weakness exists, and testing and evaluating the design and operating effectiveness of internal control based on the assessed risk. The procedures selected depend on the auditor's judgment, including the assessment of the risks of material misstatement of the standalone financial statements, whether due to fraud or error.

We believe that the audit evidence we have obtained is sufficient and appropriate to provide a basis for our audit opinion on the Company's internal financial controls system over financial reporting.

Meaning of Internal Financial Controls over Financial Reporting

A company's internal financial control over financial reporting is a process designed to provide reasonable assurance regarding the reliability of financial reporting and the preparation of standalone financial statements for external purposes in accordance with generally accepted accounting principles. A company's internal financial control over financial reporting includes those policies and procedures that

(1) Pertain to the maintenance of records that, in reasonable detail, accurately and fairly reflect the transactions and dispositions of the assets of the company.

(2) Provide reasonable assurance that transactions are recorded as necessary to permit preparation of standalone financial statements in accordance with generally accepted accounting principles, and that



receipts and expenditures of the company are being made only in accordance with authorizations of management and directors of the company; and

(3) Provide reasonable assurance regarding prevention or timely detection of unauthorized acquisition, use, or disposition of the company's assets that could have a material effect on the financial statements.

Limitations of Internal Financial Controls over Financial Reporting

Because of the inherent limitations of internal financial controls over financial reporting, including the possibility of collusion or improper management override of controls, material misstatements due to error or fraud may occur and not be detected. Also, projections of any evaluation of the internal financial controls over financial reporting to future periods are subject to the risk that the internal financial control over financial reporting may become inadequate because of changes in conditions, or that the degree of compliance with the policies or procedures may deteriorate.

Opinion

In our opinion, to the best of our information and according to the explanations given to us, the Company has, in all material respects, an adequate internal financial controls system over financial reporting and such internal financial controls over financial reporting were operating effectively as at March 31, 2024, based on the internal control over financial reporting criteria established by the Company considering the essential components of internal control stated in the Guidance Note on Audit of Internal Financial Controls Over Financial Reporting issued by the Institute of Chartered Accountants of India.

for **B. Purushottam & Co,**
Chartered Accountants
Firm Registration Number: 002808S

B Mahidhar Krrishna
Partner
Membership number: 243632
UDIN: 24243632BKCOGX7199
Place: Chennai
Date: May 29, 2024

Amount in Lakhs unless otherwise stated

Particulars	Note No.	Figures as at the end of Current Reporting Period March 31, 2024	Figures as at the end of the Previous Reporting Period March 31, 2023
ASSETS			
Non-current assets			
(a) Property, plant and equipment	3	641.95	617.16
(b) Capital work-in-progress		-	-
(c) Other Intangible assets	4	3.05	-
(d) Intangible assets under development	4A	65.25	65.25
(e) Financial assets			
(i) Investments	5	1,151.73	1,040.40
(ii) Other Financial Assets	6	6.57	5.75
(f) Deferred tax assets, (net)	7	35.56	33.54
(g) Other non-current assets	8	-	-
Current assets			
(a) Inventories	9	1,609.05	2,045.50
(b) Financial Assets			
(i) Investments	10	3,101.35	1,983.09
(ii) Trade receivables	11	1,859.26	1,463.53
(iii) Cash and cash equivalents	12	47.91	228.52
(iv) Bank Balances other than (iii) above	13	362.12	342.63
(v) Other financial assets	14	3.86	3.85
(c) Current Tax Assets (Net)		-	-
(d) Other current assets	15	593.74	223.97
Total Assets		9,481.40	8,053.20
EQUITY AND LIABILITIES			
Equity			
(a) Equity Share capital	16	60.00	60.00
(b) Other equity	17	6,322.69	5,234.56
Liabilities			
Non-current liabilities			
(a) Provisions	18	871.18	909.92
(b) Deferred tax liabilities (net)		-	-
(c) Other Non-Current liabilities	19	84.67	82.85
Current liabilities			
(a) Financial Liabilities			
(i) Borrowings		-	-
(ii) Trade payables	20		
a) Total outstanding dues of micro enterprises and small enterprises		58.65	13.09
b) Total outstanding dues of creditors other than micro enterprises and small enterprises		729.61	539.17
(iii) Other financial liabilities	21	7.08	7.09
(b) Other current liabilities	22	1,237.35	1,035.45
(c) Provisions	23	91.49	125.68
(d) Current Tax Liabilities (Net)	24	18.69	45.40
Total Equity and Liabilities		9,481.40	8,053.20

The significant accounting policies and accompanying notes form an integral part of these financial statements

As per our report of even date attached

For **B. PURUSHOTTAM & CO.**

Chartered Accountants

Firm Registration Number : 002808S

B.Mahidhar Krrishna

Partner

Membership Number : 243632

For and on behalf of the Board of Directors

IRMGARD VELAGAPUDI

Chairperson

Din : 00091370

KIRAN VELAGAPUDI

Vice Chairperson

Din : 00091466



STATEMENT OF PROFIT AND LOSS FOR THE YEAR ENDED MARCH 31, 2024

Amount in Lakhs unless otherwise stated

Particulars	Note No.	Figures for the Current Reporting Period March 31, 2024	Figures for the Previous Reporting Period March 31, 2023
I Revenue from Operations	25	6,471.05	7,613.81
II Other income	26	819.48	422.16
III Total Income (I+II)		7,290.53	8,035.96
IV Expenses			
Cost of material consumed	27	3,008.96	2,953.62
Changes in inventories of finished goods, work-in-progress and stock-in-trade	28	314.60	(69.92)
Employee benefits expense	29	977.61	844.55
Finance costs	30	68.70	80.74
Depreciation and Amortisation	31	46.44	42.85
Other expenses	32	1,549.75	3,204.33
Total expenses (IV)		5,966.07	7,056.17
V Profit/(loss) before exceptional items and tax		1,324.46	979.79
VI Exceptional items		-	-
VII Profit/(loss) before tax		1,324.46	979.79
VIII Tax expense			
- Current Tax		253.25	254.87
- Deferred Tax		-4.95	0.39
- Earlier years Taxes (Net)		-3.26	-24.95
IX Profit/(loss) for the period		1,079.41	749.48
X Other Comprehensive Income			
Items that will not be reclassified to profit or loss			
Remeasurements of defined benefit plan actuarial gains/ (losses)		11.65	7.82
Less: Income tax expense on above		2.93	1.97
		8.72	5.85
XI Total Comprehensive Income for the period (Comprising profit and other comprehensive income for the period)		1,088.13	755.33
XII Earnings per equity share of face value Rs.10/- each			
(1) Basic (in Rs.)		179.90	124.91
(2) Diluted (in Rs.)		179.90	124.91

The significant accounting policies and accompanying notes form an integral part of these financial statements

As per our report of even date attached

For and on behalf of the Board of Directors

For B. PURUSHOTTAM & CO.

Chartered Accountants

Firm Registration Number : 002808S

B.Mahidhar Krrishna

Partner

Membership Number : 243632

IRMGARD VELAGAPUDI

Chairperson

Din : 00091370

KIRAN VELAGAPUDI

Vice Chairperson

Din : 00091466

Amount in Lakhs unless otherwise stated

CASH FLOW STATEMENT FOR THE YEAR ENDED MARCH 31, 2024

Particulars	For Year Ended March 31, 2024	For Year Ended March 31, 2023
Cash flows from operating activities		
Profit / (Loss) before Tax	1,324.46	979.79
Adjustments:		
- Interest income	(55.66)	(27.51)
- Profit on sale of assets	(0.89)	(0.01)
- Loss on sale of assets	0.06	-
- Excess Provision credited back	(259.55)	(229.04)
- Credit Balances written back	(47.70)	(35.77)
- Profit/Loss from Partnership firm	(111.33)	54.66
- ECL on Trade Receivables	-	-
- Difference in Foreign exchange on closing receivables	-	4.82
- Adjustment for OCI	11.65	7.82
- Dividend Income	(32.72)	(21.49)
- Notional increase in Fair value of Mutual Fund Investment	(185.06)	(57.43)
- Depreciation and amortization	46.44	42.85
Operating cash flow before working capital changes	689.70	718.69
Changes In		
- Decrease/(Increase) In Trade Receivables	(395.73)	222.47
- Decrease/(Increase) In Inventory	436.45	141.50
- Decrease/(Increase) In Other current Financial Asset(s)	(0.01)	(3.85)
- Decrease/(Increase) In Other current Asset(s)	(369.77)	376.41
- Decrease/(Increase) In Current investments	(933.20)	(495.34)
- Decrease/(Increase) In non-current financial assets-Loans	(0.82)	-
- Decrease/(Increase) In Other non-current asset	-	30.32
(Decrease)/Increase In Other non-current liabilities	1.81	82.85
(Decrease)/Increase In Long term Provisions	220.82	507.10
(Decrease)/Increase In Trade Payables current	283.71	(529.48)
(Decrease)/Increase In other current liabilities	201.90	(60.81)
(Decrease)/Increase In Other financial liabilities current	(0.01)	(3.97)
(Decrease)/Increase In Short Term provisions current	(34.19)	18.32
Income taxes paid	(276.70)	(333.66)
Net Cash generated from / (used in) operations	(176.04)	670.55
Cash flows from investing activities		
Investment in Patnership firm	-	-
Investment in Public Deposit with Corporate	-	(450.00)
Purchase of fixed assets	(79.41)	(105.10)
Proceeds from sale of fixed assets	5.95	0.03
Dividend Income	32.72	21.49
Decrease / (Increase) in margin money deposit	(19.49)	(109.55)
Interest received	55.66	27.51
Net cash generated from / (used in) investing activities	(4.57)	(615.61)
Cash flows from financing activities		
Interest paid	-	-
Proceeds from long term loans	-	-
Repayment of long term loans	-	-
Net cash used in financing activities		



Amount in Lakhs unless otherwise stated

Particulars	For Year Ended March 31, 2024	For Year Ended March 31, 2023
Increase in cash and cash equivalents	(180.61)	54.94
Cash and cash equivalents at the beginning of the year	228.52	173.58
Cash and cash equivalents at the end of the year	47.91	228.52
Components of cash and cash equivalents (refer note 12)		
Cash on hand & Balances with Bank	47.91	228.52
Total cash and cash equivalents	47.91	228.52

As per our report of even date attached

For B. PURUSHOTTAM & CO.

Chartered Accountants

Firm Registration Number : 002808S

B.Mahidhar Krrishna

Partner

Membership Number : 243632

Place : Chennai

Date : 29.05.2024

For and on behalf of the Board of Directors

IRMGARD VELAGAPUDI

Chairperson

Din : 00091370

KIRAN VELAGAPUDI

Vice Chairperson

Din : 00091466

Note 1. Corporate Information

The EIMCO-K.C.P. Ltd is a Process Technology Company and leading manufacturer of Liquid – Solid Separation equipment for Industrial and Environmental Applications: Thickening, Clarification, Classification, Vacuum Filtration, Aeration Systems etc.

The EIMCO-K.C.P. Ltd was established in 1967 and has more than 25,000 installations worldwide. The EIMCO-K.C.P. Ltd is a wholly owned subsidiary of KCP SUGAR AND INDUSTRIES CORP LTD

The financial statements were approved by the Board of Directors and authorised for issue on 29/05/2024.

Note 2. Significant Accounting Policies**(a) Statement of compliance:**

The financial statements of the Company have been prepared in accordance with Indian Accounting Standards ("Ind AS") notified under the Companies (Indian Accounting Standards) Rules, 2015. Accounting policies have been consistently applied except where a newly-issued accounting standard is initially adopted or a revision to an existing accounting requires a change in the accounting policy hitherto in use.

(b) Basis of preparation and presentation:

These financial statements have been prepared on a historical cost basis, except for certain financial instruments that are measured at fair value at the end of each reporting period, as explained in the accounting policies below.

(c) Critical accounting estimates and judgements

The preparation of financial statements in conformity with Ind AS requires management to make judgements, estimates and assumptions that affect the application of accounting policies and the reported amounts of assets and liabilities, disclosures of contingent liabilities at the date of the financial statements and the reported amounts of revenue and expenses for the years presented. Actual results may differ from these estimates.

Estimates and underlying assumptions are reviewed on an ongoing basis. Revisions to accounting estimates are recognised in the period in which the estimates are revised and in any future periods affected.

In particular, information about significant areas of estimation, uncertainty and critical judgments in applying accounting policies that have the most significant effect on the amounts recognized in the financial statements pertain to:

- **Useful lives of property, plant and equipment and intangible assets:** The Company has estimated useful life of each class of assets based on the nature of assets, the estimated usage of the asset, the operating condition of the asset, past history of replacement, anticipated technological changes, etc. The Company reviews the carrying amount of property, plant and equipment and Intangible assets at the Balance Sheet date. This reassessment may result in change in depreciation expense in future periods.
- **Impairment testing:** Property, plant and equipment and Intangible assets are tested for impairment when events occur or changes in circumstances indicate that the recoverable amount of the cash generating unit is less than its carrying value. The recoverable amount of cash generating units is higher of value-in-use and fair value less cost to sell. The calculation involves use of significant estimates and assumptions which includes turnover and earnings multiples, growth rates and net margins used to calculate projected future cash flows, risk-adjusted discount rate, future economic and market conditions.
- **Income Taxes:** Deferred tax assets are recognized to the extent that it is regarded as probable that deductible temporary differences can be realized. The Company estimates deferred tax assets and liabilities based on current tax laws and rates and in certain cases, business



plans, including management's expectations regarding the manner and timing of recovery of the related assets. Changes in these estimates may affect the amount of deferred tax liabilities or the valuation of deferred tax assets and there the tax charge in the statement of profit or loss.

Provision for tax liabilities require judgements on the interpretation of tax legislation, developments in case law and the potential outcomes of tax audits and appeals which may be subject to significant uncertainty. Therefore the actual results may vary from expectations resulting in adjustments to provisions, the valuation of deferred tax assets, cash tax settlements and therefore the tax charge in the statement of profit or loss.

- **Fair value measurement of derivative and other financial instruments:** The fair value of financial instruments that are not traded in an active market is determined by using valuation techniques. This involves significant judgements to select a variety of methods and make assumptions that are mainly based on market conditions existing at the Balance Sheet date.
- **Litigation:** From time to time, the Company is subject to legal proceedings the ultimate outcome of each being always subject to many uncertainties inherent in litigation. A provision for litigation is made when it is considered probable that a payment will be made and the amount of the loss can be reasonably estimated. Significant judgement is made when evaluating, among other factors, the probability of unfavorable outcome and the ability to make a reasonable estimate of the amount of potential loss. Litigation provisions are reviewed at each accounting period and revisions made for the changes in facts and circumstances.
- **Defined benefit plans:** The cost of the defined benefit plans and the present value of the defined benefit obligation are based on actuarial valuation using the projected unit credit method. An actuarial valuation involves making various assumptions that may differ from actual developments in the future. These include the determination of the discount rate, future salary increases and mortality rates. Due to the complexities involved in the valuation and its long term nature, a defined benefit obligation is highly sensitive to changes in these assumptions. All assumptions are reviewed at each Balance Sheet date.

(d) **Revenue recognition :**

Revenue from sales of goods or rendering of services is net of Indirect taxes, returns and discounts. Sales Revenue is recognized when significant risks and rewards of ownership of the goods have passed to the buyer being the point of despatch. Revenue is measured at the fair value of the consideration received or receivable. Sales are net of discount and rebates.

Revenue on rendering of the service, is recognised on completion of services on pervasive evidence of an arrangement exists, rates are fixed or are determinable and collectability is reasonably certain.

Interest

Interest income is accrued on a time proportion basis using the effective interest rate method.

Dividend

Dividend income is recognized when the Company's right to receive the amount is established.

(e) **Employee Benefits (other than for persons engaged through contractors):**

i. **Provident Fund:**

The eligible employees of the Company are entitled to receive benefits under the provident fund, a defined contribution plan, in which both employees and the Company make monthly contributions at a specified percentage of the covered employees' salary which is recognised as an expense in the Statement of Profit and Loss during the year. Amounts collected under the provident fund plan are deposited with government administered provident fund. The company has no further obligation to the plan beyond its monthly contribution.

ii. Gratuity Fund

The Company makes annual contributions to gratuity funds administered by the trustees for amounts notified by the funds. The Gratuity plan provides for lump sum payment to vested employees on retirement, death or termination of employment of an amount based on the respective employee's last drawn salary and tenure of employment. The Company accounts for the net present value of its obligations for gratuity benefits, based on an independent actuarial valuation, determined on the basis of the projected unit credit method, carried out as at the Balance Sheet date. Actuarial gains and losses are recognised immediately in the other comprehensive income and reflected in retained earnings and will not be reclassified to the statement of profit and loss.

iii. Compensated Absences

The Company has a scheme for compensated absences for employees, the liability for which is determined on the basis of an scheme operated in the company using the projected unit credit method, carried out at the Balance Sheet date.

iv. Other Employee Benefits:

Other benefits, comprising of discretionary Long Service Awards and Leave Travel Allowances, are determined on an undiscounted basis and recognised based on entitlement thereof.

(f) Property, Plant and Equipment:

Property, plant and equipment are stated at cost less accumulated depreciation and accumulated impairment losses, if any.

All property, plant and equipment are initially recorded at cost. Cost includes the acquisition cost or the cost of construction, including duties and taxes (other than those refundable), expenses directly related to the location of assets and making them operational for their intended use and, in the case of qualifying assets, the attributable borrowing costs (refer note no. 2(p) below). Initial estimate shall also include costs of dismantling and removing the item and restoring the site on which it is located.

Subsequent expenditure relating to property, plant and equipment is capitalised only when it is probable that future economic benefits associated with these will flow to the Company and the cost of the item can be measured reliably.

An assets' carrying amount is written down immediately to its recoverable amount if the asset's carrying amount is greater that its estimated recoverable amount.

Depreciation is charged to profit or loss so as to write off the cost of assets (other than freehold land and properties under construction) less their residual values over their useful lives, using the written down method. The estimated useful lives, residual values and depreciation method are reviewed at the Balance Sheet date, with the effect of any changes in estimate accounted for on a prospective basis.

In respect of Leasehold Buildings, depreciation on buildings on leased properties is based on the tenure which is lower of the life of the buildings or the expected lease period. Improvements to buildings are depreciated on the basis of their estimated useful lives.

Assets under finance leases are depreciated over the expected useful lives on the same basis as owned assets. However, when there is no reasonable certainty that ownership will be obtained by the end of the lease term, assets are depreciated over the shorter of the lease term and their useful lives.

An item of property, plant and equipment is derecognized upon disposal or when no future economic benefits are expected to arise from the continued use of the asset. Any gain or loss arising on the disposal or retirement of an item of property, plant and equipment is determined as the difference



between the sales proceeds and the carrying amount of the asset and is recognized in the Statement of Profit and Loss.

Capital work in progress represents projects under which the property, plant and equipment's are not yet ready for their intended use and are carried at cost determined as aforesaid.

Intangible assets:

Intangible assets include cost of acquired software and designs, and cost incurred for development of the company's firewall and other firewall support services. Intangible assets are initially measured at acquisition cost including any directly attributable costs for its intended use.

Expenditure on projects which are not yet ready for intended use are carried as intangible assets under development.

Intangible assets with finite lives are amortised over their estimated useful economic life and assessed for impairment whenever there is an indication that the intangible asset may be impaired. The amortisation periods are reviewed and impairment evaluation are carried out at least once a year. The estimated useful life used for amortising intangible assets are as under:

Class of Assets	Estimated useful life
Software & allied equipment	5 Years

An intangible asset is derecognised on disposal, or when no future economic benefits are expected from use of disposal. Gains or losses arising from derecognition of an intangible asset, measured as the difference between the net disposal proceeds and the carrying amount of asset, and are recognized in the Statement of Profit and Loss when the asset is derecognized.

(g) Impairment of assets:

Assets that have an indefinite useful life are not subject to amortisation and are tested annually for impairment. Assets that are subject to amortisation are reviewed for impairment whenever events or changes in circumstances indicate that the carrying amount may not be recoverable. An impairment loss is recognised for the amount by which the asset's carrying amount exceeds its recoverable amount.

Recoverable amount is the higher of fair value less costs of disposal and value in use. In assessing value in use, the estimated future cash flows are discounted to their present value using a pre-tax discount rate that reflects current market assessments of the time value of money and the risks specific to the asset for which the estimates of future cash flows have not been adjusted.

If the recoverable amount of an asset (or cash-generating unit) is estimated to be less than its carrying amount, the carrying amount of the asset (or cash-generating unit) is reduced to its recoverable amount. An impairment loss is recognized immediately in the Statement of Profit and Loss.

When an impairment loss subsequently reverses, the carrying amount of the asset (or a cash-generating unit) is increased to the revised estimate of its recoverable amount, but so that the increased carrying amount does not exceed the carrying amount that would have been determined had no impairment loss been recognized for the asset (or cash-generating unit) in prior years. A reversal of an impairment loss is recognized immediately in Statement of Profit and Loss.

(h) Foreign Currency Translation :

Initial Recognition

On initial recognition, all foreign currency transactions are recorded by applying to the foreign currency amount the exchange rate between the reporting currency and the foreign currency at the date of the transaction.

Subsequent Recognition

As at the reporting date, non-monetary items which are carried at historical cost and denominated in a foreign currency are reported using the exchange rate at the date of the transaction. All non-monetary items which are carried at fair value or other similar valuation denominated in a foreign currency are reported using the exchange rates that existed when the values were the fair value measured.

All monetary assets and liabilities in foreign currency are restated at the end of accounting period. Exchange differences on restatement of other monetary items are recognised in the Statement of Profit and Loss.¹

(i) Assets taken on lease:

Leases are classified as finance lease whenever the terms of the lease transfer substantially all the risk and rewards of ownership to the lessee. All the other leases are classified as operating leases.

Operating lease payments are recognized as expenditure in the Statement of Profit and Loss on a straight-line basis, unless another basis is more representative of the time pattern of benefits received from the use of the assets taken on lease or the payments of lease rentals are in line with the expected general inflation compensating the lessor for expected inflationary cost. Contingent rentals arising under operating leases are recognized as an expense in the period in which they are incurred.

Assets held under finance lease are capitalised at the inception of the lease, with corresponding liability being recognised for the fair value of the leased assets or, if lower, the present value of the minimum lease payments. Lease payments are apportioned between the reduction of the lease liability and finance charges in the statement of Profit or Loss so as to achieve a constant rate of interest on the remaining balance of the liability. Assets held under finance leases are depreciated over the shorter of the estimated useful life of the asset and the lease term.

(j) Inventories:

Inventories are valued at the lower of cost (computed on a Weighted Average basis) or net realizable value. Cost include the cost of purchase including duties and taxes (other than those refundable), inward freight, and other expenditure directly attributable to the purchase. Trade discounts, rebates and benefits are deducted in determining the cost of purchase. Net realizable value represents the estimated selling price for the inventories less all estimated costs of completion and costs necessary to make the sale.

Finished goods and Work in Progress include cost of conversion and other costs incurred in bringing the inventories to their present location and condition.

(k) Government Grants

Government grants are recognised in the period to which they relate when there is reasonable assurance that the grant will be received and that the Company will comply with the attached conditions

Government grants are recognised in the Statement of Profit and Loss on a systematic basis over the periods in which the Company recognises as expenses the related costs for which the grants are intended to compensate.

(l) Income Taxes:

Income tax expense comprises current tax expense and the net change in the deferred tax asset or liability during the year. Current and deferred tax are recognised in profit or loss, except when they relate to items that are recognised in other comprehensive income or directly in equity, in which case, the current and deferred tax are also recognised in other comprehensive income or directly in equity, respectively.



(i) **Current tax:**

Current Tax expenses are accounted in the same period to which the revenue and expenses relate. Provision for current income tax is made for the tax liability payable on taxable income after considering tax allowances, deductions and exemptions determined in accordance with the applicable tax rates and the prevailing tax laws.

Current tax assets and current tax liabilities are offset when there is a legally enforceable right to set off the recognised amounts and there is an intention to settle the asset and the liability on a net basis.

(ii) **Deferred tax :**

Deferred income tax is recognised using the balance sheet approach. Deferred income tax assets and liabilities are recognised for deductible and taxable temporary differences arising between the tax base of assets and liabilities and their carrying amount in financial statements, except when the deferred income tax arises from the initial recognition of goodwill, an asset or liability in a transaction that is not a business combination and affects neither accounting nor taxable profits or loss at the time of the transaction.

Deferred income tax assets are recognised to the extent that it is probable that taxable profit will be available against which the deductible temporary differences and the carry forward of unused tax credits and unused tax losses can be utilised.

Deferred tax liabilities are generally recognized for all taxable temporary differences except in respect of taxable temporary differences associated with investments in subsidiaries, associates and interests in joint ventures where the timing of the reversal of the temporary difference can be controlled and it is probable that the temporary difference will not reverse in the foreseeable future.

The carrying amount of deferred tax assets is reviewed at each Balance Sheet date and reduced to the extent that it is no longer probable that sufficient taxable profits will be available to allow all or part of the deferred income tax asset to be utilised.

Deferred tax liabilities and assets are measured at the tax rates that are expected to apply in the period in which the liability is settled or the asset realized, based on tax rates (and tax laws) that have been enacted or substantively enacted by the Balance Sheet date.

Deferred tax assets and liabilities are offset when there is a legally enforceable right to set off current tax assets against current tax liabilities and when they relate to income taxes levied by the same taxation authority and the Company intends to settle its current tax assets and liabilities on a net basis.

Minimum Alternative Tax ("MAT") credit is recognized as an asset only when and to the extent there is reasonable certainty that the Company will pay normal income tax during the specified period. Such asset is reviewed at each Balance Sheet date and the carrying amount of the MAT credit asset is written down to the extent there is no longer a reasonable certainty to the effect that the Company will pay normal income tax during the specified period.

(m) **Accounting for Provisions, Contingent Liabilities and Contingent Assets:**

Provisions are recognized, when there is a present legal or constructive obligation as a result of a past event, it is probable that an outflow of resources will be required to settle the obligation, and when a reliable estimate of the amount of the obligation can be made. If the effect of the time value of money is material, the provision is discounted using a pre-tax rate that reflects current market assessments of the time value of money and the risks specific to the obligation and the unwinding of the discount is recognised as interest expense. Liability in respect of delivery guarantees is recognized in accounts in the year in which delay occurs as per the contract.

Contingent liabilities are recognized only when there is a possible obligation arising from past events, due to occurrence or non-occurrence of one or more uncertain future events, not wholly

within the control of the Company, or where any present obligation cannot be measured in terms of future outflow of resources, or where a reliable estimate of the obligation cannot be made. Obligations are assessed on an ongoing basis and only those having a largely probable outflow of resources are provided for.

Contingent assets are not recognized in the financial statements.

(n) Cash and Cash Equivalent (for the purpose of cash flow statements):

Cash comprises cash on hand and demand deposits with banks. Cash equivalents are short-term balances (with an original maturity of three months or less from the date of acquisition), highly liquid investments that are readily convertible into known amounts of cash and which are subject to insignificant risk of changes in value.

(o) Cash Flow Statement:

Cash flows are reported using the indirect method, whereby profit/ (loss) before tax is adjusted for the effects of transactions of no cash nature and any deferrals or accruals of past or future cash receipts or payments. Cash flow for the year are classified by operating, investing and financing activities.

(p) Earnings Per Share:

Basic earnings per share is computed by dividing the profit / (loss) after tax (including the post-tax effect of extraordinary items, if any) by the weighted average number of equity shares outstanding during the year including potential equity shares on compulsory convertible debentures. Diluted earnings per share is computed by dividing the profit / (loss) after tax (including the post-tax effect of extraordinary items, if any) as adjusted for dividend, interest and other charges to expense or income (net of any attributable taxes) relating to the dilutive potential equity shares, by the weighted average number of equity shares considered for deriving basic earnings per share and the weighted average number of equity shares which could have been issued on the conversion of all dilutive potential equity shares.

(q) Segment Reporting:

The Company identifies operating segments based on the internal reporting provided to the chief operating decision-maker.

The chief operating decision-maker, who is responsible for allocating resources and assessing performance of the operating segments, has been identified as the committee that makes strategic decisions.

The accounting policies adopted for segment reporting are in line with the accounting policies of the Company. Segment revenue, segment expenses, segment assets and segment liabilities have been identified to segments on the basis of their relationship to the operating activities of the segment.

Inter-segment revenue is accounted on the basis of transactions which are primarily determined based on market / fair value factors. Revenue, expenses, assets and liabilities which relate to the Company as a whole and are not allocable to segments on reasonable basis have been included under "unallocated revenue / expenses / assets/liabilities".

(r) Financial Instruments:

Financial Assets:

Classification

The Company classifies financial assets as subsequently measured at amortised cost, fair value through other comprehensive income or fair value through profit or loss on the basis of its business model for managing the financial assets and the contractual cash flow characteristics of the financial asset.



Initial Recognition and measurement:

All financial assets (not measured subsequently at fair value through profit or loss) are recognised initially at fair value plus transaction costs that are attributable to the acquisition of the financial asset. Purchases or sales of financial assets that require delivery of assets within a time frame established by regulation or convention in the market place (regular way trades) are recognised on the trade date, i.e., the date that the Company commits to purchase or sell the asset.

Debt instruments at amortised cost

A 'debt instrument' is measured at the amortised cost if both the following conditions are met:

- a) The asset is held within a business model whose objective is to hold assets for collecting contractual cash flows, and
- b) Contractual terms of the asset give rise on specified dates to cash flows that are solely payments of principal and interest (SPPI) on the principal amount outstanding.

After initial measurement, such financial assets are subsequently measured at amortised cost using the effective interest rate (EIR) method. Amortised cost is calculated by taking into account any discount or premium and fees or costs that are an integral part of the EIR. The EIR amortisation is included in finance income in the Statement of Profit and Loss. The losses arising from impairment are recognised in the Statement of Profit and Loss. This category generally applies to loans and advances, deposits, trade and other receivables.

Debt instruments included within the fair value through profit and loss (FVTPL) category are measured at fair value with all changes recognized in the Statement of Profit and Loss.

Equity investments

All equity investments in scope of Ind-AS 109 are measured at fair value. Equity instruments which are held for trading are classified as at FVTPL. Equity instruments included within the FVTPL category are measured at fair value with all changes recognized in the Statement of Profit and Loss.

Derecognition

A financial asset (or, where applicable, a part of a financial asset or part of a group of similar financial assets) is primarily derecognised (i.e. removed from the Company's balance sheet) when:

- The rights to receive cash flows from the asset have expired; or
- The Company has transferred its rights to receive cash flows from the asset or has assumed an obligation to pay the received cash flows in full without material delay to a third party under a 'pass-through' arrangement; and either:
 - (a) the Company has transferred substantially all the risks and rewards of the asset, or
 - (b) the Company has neither transferred nor retained substantially all the risks and rewards of the asset, but has transferred control of the asset.

When the Company has transferred its rights to receive cash flows from an asset or has entered into a pass-through arrangement, it evaluates if and to what extent it has retained the risks and rewards of ownership. When it has neither transferred nor retained substantially all of the risks and rewards of the asset, nor transferred control of the asset, the Company continues to recognise the transferred asset to the extent of the Company's continuing involvement. In that case, the Company also recognises an associated liability. The transferred asset and the associated liability are measured on a basis that reflects the rights and obligations that the Company has retained.

Continuing involvement that takes the form of a guarantee over the transferred asset is measured at the lower of the original carrying amount of the asset and the maximum amount of consideration that the Company could be required to repay.



Impairment of financial assets

In accordance with Ind-AS 109, the Company applies Expected Credit Loss (ECL) model for measurement and recognition of impairment loss on the following financial assets and credit risk exposure:

- a) Financial assets that are debt instruments, and are measured at amortised cost e.g., loans, debt securities, deposits, and bank balance.
- b) Trade receivables.

The Company follows 'simplified approach' for recognition of impairment loss allowance on trade receivables which do not contain a significant financing component.

The application of simplified approach does not require the Company to track changes in credit risk. Rather, it recognises impairment loss allowance based on lifetime ECLs at each Balance Sheet date, right from its initial recognition.

Financial Liabilities

Classification

The Company classifies all financial liabilities as subsequently measured at amortised cost, except for financial liabilities at fair value through profit or loss. Such liabilities, including derivatives that are liabilities, shall be subsequently measured at fair value

Initial recognition and measurement

Financial liabilities are classified, at initial recognition, as financial liabilities at fair value through profit or loss, loans and borrowings, payables, or as derivatives designated as hedging instruments in an effective hedge, as appropriate.

All financial liabilities are recognised initially at fair value and, in the case of loans and borrowings and payables, net of directly attributable transaction costs.

The Company's financial liabilities include trade and other payables, loans and borrowings including bank overdrafts, financial guarantee contracts and derivative financial instruments.

Derecognition

A financial liability is derecognised when the obligation under the liability is discharged or cancelled or expires. When an existing financial liability is replaced by another from the same lender on substantially different terms, or the terms of an existing liability are substantially modified, such an exchange or modification is treated as the derecognition of the original liability and the recognition of a new liability. The difference in the respective carrying amounts is recognised in the Statement of Profit and Loss.

Offsetting of financial instruments

Financial assets and financial liabilities are offset and the net amount is reported in the balance sheet if there is a currently enforceable legal right to offset the recognised amounts and there is an intention to settle on a net basis, to realise the assets and settle the liabilities simultaneously.

Equity instruments

An equity instrument is any contract that evidences a residual interest in the assets of an entity after deducting all of its liabilities. Equity instruments issued by the Company are recognized at the proceeds received, net of direct issue costs.

Repurchase of the Company's own equity instruments is recognized and deducted directly in equity. No gain or loss is recognized in Statement of Profit and Loss on the purchase, sale, issue or cancellation of the Company's own equity instruments.

NOTES TO FINANCIAL STATEMENTS (CONTD.,)

THE EIMCO – K.C.P. LIMITED
CIN: U27209TN1967PLC005550

3 - Property Plant and Equipment

Amount in Lakhs unless otherwise stated

Description	Land	Buildings	Plant and equipment	Furniture and Fixtures	Vehicles	Office Equipment	Computers	Total
As at 01st April 2022	427.77	119.66	165.85	8.70	26.02	23.49	72.28	843.75
Additions during the year	-	-	38.65	1.87	24.30	10.94	10.75	86.51
Deletions during the year	-	-	-	-	-	0.02	-	0.02
As at 31st March 2023	427.77	119.66	204.50	10.57	50.32	34.41	83.02	930.25
Additions during the year	-	-	52.62	3.16	-	9.78	9.88	75.44
Deletions during the year	-	-	17.45	-	-	-	1.14	18.59
As at 31st March 2024 (At Cost)	427.77	119.66	236.67	13.72	50.32	44.18	91.77	987.09
Depreciation								
As at 01st April 2022	-	51.66	123.77	5.71	15.85	14.41	58.84	270.23
Additions during the year	-	6.62	16.16	1.04	3.11	6.23	9.70	42.85
Deletions during the year	-	-	-	-	-	-	-	-
As at 31st March 2023	-	58.28	139.92	6.75	18.96	20.63	68.54	313.08
Charge for the year	-	5.97	15.16	1.23	8.82	4.59	9.75	45.52
Deletions during the year	-	-	12.39	-	-	-	1.08	13.47
As at 31st March 2024	-	64.24	142.70	7.99	27.78	25.23	77.20	345.14
Net Book Value								
As at 31 March 2024	427.77	55.42	96.97	5.74	22.54	18.96	14.56	641.95
As at 31 March 2023	427.77	61.38	64.57	3.82	31.36	13.77	14.48	617.16


4 – Other Intangible Assets under Development
Amount in Lakhs unless otherwise stated

Particulars	Computer Software	Total
Cost or Valuation		
As at 31 st March 2022 (At Cost)	-	-
Additions during the year	-	-
As at 31 st March 2023 (At Cost)	-	-
Additions during the year	3.97	3.97
As at 31 st March 2024 (At Cost)	3.97	3.97
Amortization and Impairment		
As at 31 st March 2022 (At Cost)	-	-
Amortization for the year	-	-
As at 31 st March 2023 (At Cost)	-	-
Amortization for the year	0.92	0.92
As at 31 st March 2024 (At Cost)	0.92	0.92
Net Book Value		
As at 31 st March 2024	3.05	3.05
As at 31 st March 2023	-	-

4 A - Intangible Assets under Development

Description	Computer Software	Total
As at 01 st April 2022 (At Cost)	46.67	46.67
Additions during the year	18.58	18.58
Deletions during the year	-	-
As at 31 st March 2023 (At Cost)	65.25	65.25
Additions during the year	-	-
Deletions during the year	-	-
As at 31 st March 2024 (At Cost)	65.25	65.25

Intangible assets under development ageing schedule

Intangible assets under development	Amount in CWIP for a period of				Total
	Less than 1 year	1 - 2 Years	2 - 3 Years	More than 3 Years	
Projects in progress- Computer Software	-	18.58	-	46.67	65.25
Projects temporarily suspended	-	-	-	-	-

Intangible assets under development completion schedule

Intangible assets under development	To be completed in				Total
	Less than 1 year	1 - 2 Years	2 - 3 Years	More than 3 Years	
Computer Software	65.25	-	-	-	65.25

5 - Non-Current Investments

Particulars	As at March 31, 2024	As at March 31, 2023
Investment in Partnership firm (Quality Engineering Works)	701.73	590.40
Public Deposit with KCP Sugar and Industries Corporation Limited	450.00	450.00
Total	1,151.73	1,040.40

Amount in Lakhs unless otherwise stated

Additional Information :

Name of the partners, their share and their capital in Quality Engineering Works (Firm)

Name of the Partners	% Share	Capital Share (As at 31.03.2024)	Capital Share (As at 31.03.2023)
The EIMCO - K.C.P. Ltd.	99.60%	701.73	590.40
KCP Sugars Agricultural Researchs Farms Limited	0.40%	2.73	2.50
Total	100%	704.46	587.90

6 - Other Financial Assets (Non-current)

Particulars	As at March 31, 2024	As at March 31, 2023
Long Term Security Deposit	6.57	5.75

7 - Deferred Tax Assets/ (Liabilities)

Tax recognised in Statement of profit and loss

Particulars	As at March 31, 2024	As at March 31, 2023
Current income tax		
Current year	253.25	254.87
Sub Total (A)	253.25	254.87
Deferred tax expense		
Origination and reversal of temporary differences	(4.95)	0.39
Change in accounting policy		
Sub Total (B)	(4.95)	0.39
Total (A+B)	248.30	255.26

Tax recognised in other comprehensive income included in the above

Particulars	As at March 31, 2024	As at March 31, 2023
Defined benefit plan actuarial gains (losses)	2.93	1.97
Total	2.93	1.97

Recognised deferred tax assets and liabilities

Deferred tax assets and liabilities are attributable to the following:

Particulars	As at March 31, 2024	As at March 31, 2023
Deferred Tax Liability		
Others	2.93	1.97
Sub Total	2.93	1.97
Deferred tax Assets		
Property, Plant & Equipment	14.03	13.68
On account of timing differences in recognition of expenditure	24.46	21.83
Sub Total	38.49	35.51
Net Deferred Tax Assets/ (Liabilities)	35.56	33.54



Amount in Lakhs unless otherwise stated

8 - Other Non Current Asset

Particulars	As at March 31, 2024	As at March 31, 2023
Income tax refund receivable	-	-
Total	-	-

9 - Inventories

Particulars	As at March 31, 2024	As at March 31, 2023
Raw materials and components	535.52	658.19
Work in Progress	816.50	516.41
Finished goods*	254.71	869.40
Loose tools	2.33	1.51
Total	1,609.05	2,045.50

For mode of valuation, refer accounting policies 1(j)

*Refer note no. 44

10 - Investments(Current)

Particulars	As at March 31, 2024	As at March 31, 2023
Investments in Mutual funds	3,101.35	1,983.09
Total	3,101.35	1,983.09

11 - Trade Receivables

Particulars	As at March 31, 2024	As at March 31, 2023
Unsecured Considered good	1,859.26	1,463.53
Considered Doubtful	44.11	68.77
Less:	1,903.37	1,532.31
Impairment for Trade receivable under expected credit loss model	(44.11)	(68.77)
Total	1,859.26	1,463.53

Trade Receivable ageing schedule as at 31.03.2024

Particulars	Outstanding for following periods from due date of payment					Total
	Less than 6 months	6 months - 1 year	1 - 2 years	2 - 3 years	More than 3 years	
(i) Undisputed Trade Receivables - considered good	1,185.65	233.44	82.12	312.10	45.95	1,859.26
(ii) Undisputed Trade Receivables - which have significant increase in credit risk	-	-	-	-	-	-
(iii) Undisputed Trade Receivables - credit impaired			4.32	34.68	5.11	44.11
(iv) Disputed Trade Receivables- considered good						
(v) Disputed Trade Receivables - which have significant increase in credit risk						
(vi) Disputed Trade Receivables - credit impaired						
Total	1,185.65	233.44	86.44	346.78	51.06	1,903.3
Less Impairment for Trade receivable under expected credit loss mode			4.32	34.68	5.11	44.11
Total	1,185.65	233.44	82.12	312.10	45.95	1,859.26

Trade Receivable ageing schedule as at 31.03.2023

Amount in Lakhs unless otherwise stated

Particulars	Outstanding for following periods from due date of payment					Total
	Less than 6 months	6 months - 1 year	1 - 2 years	2 - 3 years	More than 3 years	
(i) Undisputed Trade Receivables - considered good	668.40	325.90	438.84	28.97	1.43	1,463.53
(ii) Undisputed Trade Receivables – which have significant increase in credit risk						
(iii) Undisputed Trade Receivables – credit impaired					68.77	68.77
(iv) Disputed Trade Receivables- considered good						
(v) Disputed Trade Receivables – which have significant increase in credit risk						
(vi) Disputed Trade Receivables – credit impaired						
Total	668.40	325.90	438.84	28.97	70.21	1,532.31
Less Impairment for Trade receivable under expected credit loss model					68.77	68.77
Total	668.40	325.90	438.84	28.97	1.43	1,463.53

12 - Cash and cash equivalents

Particulars	As at March 31, 2024	As at March 31, 2023
i) Balances with banks:		
-In current accounts	46.31	227.54
-In Fixed Deposits	-	-
ii) Cash on hand	1.59	0.98
Total	47.91	228.52

13 - Bank Balances other than Schedule 12 above

Particulars	As at March 31, 2024	As at March 31, 2023
Bank Balances held as Margin Money Deposits against guarantees issued by the bank	362.12	342.63
Total	362.12	342.63

14 - Other Financial Assets (Current)

Particulars	As at March 31, 2024	As at March 31, 2023
Unsecured, considered good;		
- Loans and Advances to Employees	3.86	3.85
- Interest accrued on Fixed Deposit	-	-
Total	3.86	3.85

15 - Other Current Assets

Particulars	As at March 31, 2024	As at March 31, 2023
Unsecured considered good		
GST Input credits etc., with government authorities	139.66	135.44
Prepaid Expenses	0.16	0.16
Advances to Supplier	453.04	88.02
Travel Advance	0.88	0.34
Total	593.74	223.97

**16 - Equity Share Capital***Amount in Lakhs unless otherwise stated*

Particulars	As at March 31, 2024	As at March 31, 2023
Authorised Share Capital		
10,00,000 Equity Shares of Rs.10/- each	100.00	100.00
Total	100.00	100.00
Issued, Subscribed and Paid UP		
6,00,000 Equity Shares of Rs.10/- each	60.00	60.00
Total	60.00	60.00

16.1 Movement in respect of Equity Shares is given below :

Particulars	As at March 31, 2024		As at March 31, 2023	
	No's.	Amount in Lakhs	No's.	Amount in Lakhs
At the beginning of the period	6,00,000	60.00	6,00,000	60.00
(+) Issued during the period	-	-	-	-
(-) Redeemed during the period	-	-	-	-
Outstanding at the end of the period	6,00,000	60.00	6,00,000	60.00

16.2 Terms/rights attached to equity shares

The Company has only one class of equity shares having a par value of Rs. 10/- per share. The holders of the equity shares are entitled to receive dividends as declared from time to time, and are entitled to voting rights proportionate to their share holding at the meetings of shareholders.

In the event of liquidation of the company, the holders of equity shares will be entitled to receive the remaining assets of the company, after distribution of all preferential amounts. The distribution will be in proportion to the number of equity shares held by the shareholders.

16.3 Details of Shareholdings of Holding Companies

Particulars	As at March 31, 2024		As at March 31, 2023	
	No's.	% of holding	No's.	% of holding
K C P SUGAR & INDUSTRIES CORPORATION LTD	6,00,000	100%	6,00,000	100%
Total	6,00,000	100%	6,00,000	100%

16.4 Details of Shareholders holding more than 5% shares in the Company

Particulars	As at March 31, 2024		As at March 31, 2023	
	No's.	% of holding	No's.	% of holding
K C P SUGAR & INDUSTRIES CORPORATION LTD	6,00,000	100%	6,00,000	100%
Total	6,00,000	100%	6,00,000	100%

16.5 Details of Shares held by Promoters

Particulars	As at March 31, 2024		As at March 31, 2023		% of Changes during the year
	No's.	% of holding	No's.	% of holding	
K C P SUGAR & INDUSTRIES CORPORATION LTD	6,00,000	100%	6,00,000	100%	Nil
Total	6,00,000	100%	6,00,000	100%	

17 Other Equity

Amount in Lakhs unless otherwise stated

As at 31st March 2024

Particulars	Reserves and Surplus		Other Components of Equity	Total
	General Reserve	Retained Earnings	Remeasurement of Net Defined benefit Liability/ Asset	
Balance as at April 01,2023	113.01	5,138.37	(16.83)	5,234.56
Total Comprehensive Income for the Year	-	1,079.41	-	1,079.41
Other Comprehensive Income for the Year	-	-	8.72	8.72
Balance as at March 31,2024	113.01	6,217.79	(8.11)	6,322.69

As at 31st March 2023

Particulars	Reserves and Surplus		Other Components of Equity	Total
	General Reserve	Retained Earnings	Remeasurement of Net Defined benefit Liability/ Asset	
Balance as at April 01,2022	113.01	4,388.89	(22.68)	4,479.23
Profit/(Loss) for the period	-	749.48	-	749.48
Other Comprehensive Income for the Year	-	-	5.85	5.85
Balance as at March 31, 2023	113.01	5,138.37	(16.83)	5,234.56

18 - Provisions(Non Current)

Particulars	As at March 31, 2024	As at March 31, 2023
Provision for Employee Benefits :		
- Leave Encashment	97.18	86.74
Provisions for Liquidated Damages	774.00	823.18
Total	871.18	909.92

19 - Other Non Current Liabilities

Particulars	As at March 31, 2024	As at March 31, 2023
Advances received from customers (Long term)	84.67	82.85
Total	84.67	82.85

20 - Trade Payables

Particulars	As at March 31, 2024	As at March 31, 2023
Trade payables		
- Dues to Micro and Small Enterprises (Refer Note 36)	58.65	13.09
- Others	729.61	539.17
Total	788.26	552.25

**Trade Payable aging schedule as at March 31, 2024***Amount in Lakhs unless otherwise stated*

Particulars	Outstanding for following periods from due date of payment				Total
	Less than 1 Year	1 - 2 years	2 to 3 years	More than 3 years	
(i) MSME	58.65	-	-	-	58.65
(ii) Others	707.32	8.13	8.90	5.26	729.61
(iii) Disputed dues – MSME	-	-	-	-	-
(iv) Disputed dues - Others	-	-	-	-	-
	765.97	8.13	8.90	5.26	788.26

Trade Payable aging schedule as at March 31, 2023

Particulars	Outstanding for following periods from due date of payment				Total
	Less than 1 Year	1 - 2 years	2 to 3 years	More than 3 years	
(i) MSME	13.09	-	-	-	13.09
(ii) Others	522.38	9.63	5.49	1.67	539.17
(iii) Disputed dues – MSME	-	-	-	-	-
(iv) Disputed dues - Others	-	-	-	-	-
	535.46	9.63	5.49	1.67	552.25

21 - Other Financial Liabilities

Particulars	As at March 31, 2024	As at March 31, 2023
Payable to Employees	7.08	7.09
Total	7.08	7.09

22 - Other Current Liabilities

Particulars	As at March 31, 2024	As at March 31, 2023
Statutory Liabilities	9.22	10.35
Advance from customers	1,227.85	1,024.33
Other Current Liabilities	0.28	0.76
Total	1,237.35	1,035.45

23 - Provision(Short Term)

Particulars	As at March 31, 2024	As at March 31, 2023
Provision for Employee benefits	6.40	6.14
Provision for Defect Liability period	85.08	119.54
Total	91.49	125.68

24 - Current Tax Liabilities

Particulars	As at March 31, 2024	As at March 31, 2023
Provision for Income tax (Net)	18.69	45.40
Total	18.69	45.40

25 - Revenue From Operations

Amount in Lakhs unless otherwise stated

Particulars	Year Ended March 31, 2024	Year Ended March 31, 2023
Sale of Products		
- Domestic	3,468.74	4,832.24
- SEZ	92.47	243.16
- Deemed export	313.70	-
- Export	2,189.33	1,778.16
Sale of Services		
- Domestic	336.57	541.33
- SEZ	37.20	161.28
- Export	14.61	21.04
Other operating revenue	18.43	36.59
Total	6,471.05	7,613.81

26 - Other Income

Particulars	Year Ended March 31, 2024	Year Ended March 31, 2023
Interest income from financial asset	55.66	27.51
Dividend Income from Mutual Funds	32.72	21.49
Profit share from partnership firm	111.33	-
Duty Drawback Incentive	23.88	27.71
Difference in Foreign Exchange	4.63	-
Provision no longer required withdrawn	259.55	229.04
Credit Balance Written Back	47.70	35.77
Notional increase in Fair value of Mutual Fund Investment	185.06	57.43
Excess provision written back on expected credit loss as per IND AS	24.67	-
Excess warranty provision written back as per IND AS	34.45	-
Miscellaneous Receipts	24.28	6.35
Profit on Sale of Assets	0.89	0.01
Packing & Forwarding Charges	14.66	16.85
Total	819.48	422.16

27 - Cost of materials Consumed

Particulars	Year Ended March 31, 2024	Year Ended March 31, 2023
Opening Balance		
Raw Materials and Components	658.19	869.14
Add: Cost of		
Raw Materials and Components	2,886.30	2,742.67
Less Closing Stock		
Raw Materials and Components	535.52	658.19
Total	3,008.96	2,953.62


28 - Changes in Inventories of Finished Goods , Work-in-Progress and stock in trade
Amount in Lakhs unless otherwise stated

Particulars	Year Ended March 31, 2024	Year Ended March 31, 2023
Opening Balance		
Work in Progress	516.41	1,207.92
Finished goods	869.40	107.97
Less Closing Balance		
Work in Progress	(816.50)	(516.41)
Finished Goods	(254.71)	(869.40)
Total	314.60	(69.92)

29 - Employee benefits expense

Particulars	Year Ended March 31, 2024	Year Ended March 31, 2023
Salaries, wages and bonus	714.78	735.52
Contribution to provident and other funds	201.33	46.22
Staff welfare expenses	61.50	62.81
Total	977.61	844.55

30 - Finance Cost

Particulars	Year Ended March 31, 2024	Year Ended March 31, 2023
Bank Guarantee Commission and other charges	68.70	80.74
Total	68.70	80.74

31 - Depreciation and Amortisation

Particulars	Year Ended March 31, 2024	Year Ended March 31, 2023
Depreciation / Amortisation for the year		
- Tangible Assets	45.52	42.85
- Intangible Assets	0.92	-
Total	46.44	42.85

32 - Other expenses

Amount in Lakhs unless otherwise stated

Particulars	Year Ended March 31, 2024	Year Ended March 31, 2023
Manufacturing Expenses:		
Fabrication Charges	446.76	1,740.80
Contract Labour Charges	36.71	41.45
Power and Fuel	26.23	25.15
Repairs and maintenance		
- Workshop	20.92	16.28
- Machinery	0.12	0.60
- Others	14.18	0.95
Insurance	3.25	4.92
Research , inspection and testing charges	10.42	2.67
Loss from Partnership firm	-	54.66
Performance and delivery guarantee claims	213.93	571.68
Warranty Provision	-	18.16
Administration Expenses:		
Rental charges	21.48	13.80
Office Maintenance	20.99	13.41
Rates and taxes	8.78	30.82
Payment made to auditors (Refer note below)	1.66	1.61
Legal, Technical and Professional Charges	158.15	179.40
Security Charges	71.43	43.25
Telephone Charges	9.32	8.51
Corporate Social Responsibility Expenses	15.50	12.85
Car Hire Charges	26.89	16.95
Interest, late fees and Others	4.66	11.26
Irrecoverable loans and advances written off	4.76	-
Selling Expenses:		
Packing and forwarding charges	18.63	40.50
Carriage outwards	172.28	123.00
Travel and conveyance	22.45	20.84
Travelling hotel expenses	23.81	31.78
Travelling-Foreign	9.90	6.51
Service charges and commission	63.77	18.07
Other selling expenses	27.73	42.96
Import of Services (Sales Commission & Other Services)	62.65	77.23
Miscellaneous expenses	32.40	34.23
Total	1,549.75	3,204.33

Particulars	Year Ended March 31, 2024	Year Ended March 31, 2023
Payment made to statutory auditors :		
i. As auditors	1.50	1.50
ii. For taxation matters	-	-
iii. For other services	0.05	-
iv. For reimbursement of expenses	0.11	0.11

**33. Sale of Products and Rendering of Services:***Amount in Lakhs unless otherwise stated*

Particulars	2023-24	2022-23
Sales:		
Filters		
Numbers	6 Nos	10 Nos
Value	879.54	1645.44
Thickeners, Components, Spares, Bar screens, etc. (Unit quantification not possible)	5184.70	5208.12
Scrap	18.43	36.59
Total	6082.67	6890.16
Services:		
Service Charges	184.44	463.17
Design, Erection & Fabrication	203.94	260.47
Total	388.38	723.65
Total (Sales and Services)	6471.05	7613.81

33.1 Major Raw Materials consumed

Particulars	2023-24		2022-23	
	MT	Value in Rs.	MT	Value in Rs.
Stainless Steel	77.78	191.26	171.43	540.00
Iron and Steel	102.60	79.53	274.04	195.73
Total	180.38	270.79	445.48	735.72

33.2 Particulars regarding Capacity and Production:

The Business carried on by the company does not require any Industrial Licence. Owing to the nature of the company's Business the installed Capacity cannot be quantified. Actual Production: 6 Nos. (PY. 10Nos.) Filters, besides Washers, Classifiers, Clarifiers, Components, Spares etc.

34.1 Contingent Liabilities:

The Guarantees issued by the Company's Bankers in favour of the customers against advances from them and other obligations amounting to Rs.2807.58/- Lakhs (P.Y.Rs. 2320.40/- Lakhs) are secured by hypothecation of entire current assets, both present and future, as primary security and entire fixed assets as collateral security.

34.2. Pending Litigations:

The Company does not have any pending litigations which would impact the financial position.

35. Additional information regarding expenditure/earnings in foreign currency:*Amount in Lakhs unless otherwise stated*

S. No	Particulars	As at March 31, 2024	As at March 31, 2023
A	Expenditure in Foreign currency on:		
	(i) Salary and allowance	-	-
	(ii) Tours and Travels	7.12	6.51
	(iii) Commission paid on Export sales	-	-
	(iv) Reimbursement of Expenses on Product Representation in abroad	-	-
	(v) Repair Works	-	-
	(vi) Seminar and Conference	-	-
	(vii) Import of Materials/ Equipment (CIF Value)		
	a. Capital goods	-	-
	b. Components and spares	27.39	55.39
	c. Finished goods/Semi Finished goods	-	-
	d. Raw Materials	-	-
	e. Import of Services	62.65	77.23
B	Earnings in Foreign Exchange:		
	(i) On account of Exports (Accured)	2203.94	1799.20

36. Information in respect of Micro, Small and Medium Enterprises as at 31st March 2024:

S. No	Particulars	As at March 31,2024	As at March 31,2023
1	Amount remaining unpaid to any supplier: a) Principal Amount b) Interest due thereon	58.65 —	13.09 —
2	Amount of interest paid in terms of section 16 of the Micro, Small and Medium Enterprises Development Act, 2006, along with the amount paid to the supplier beyond the appointed day;	Nil	Nil
3	Amount of interest due and payable for the period of delay in making payment (which have been paid but beyond the appointed day during the year) but without adding the interest specified under the Micro, Small and Medium Enterprises Development Act, 2006;	Nil	Nil
4	Amount of interest accrued and remaining unpaid	Nil	Nil
5	Amount of further interest remaining due and payable even in the succeeding years, until such date when the interest dues as above are actually paid to the small enterprise, for the purpose of disallowance as a deductible expenditure under section 23 of the Micro, Small and Medium Enterprises Development Act, 2006.	Nil	Nil



Disclosure requirements of Indian Accounting Standards

37. Disclosures in respect of Ind AS 107 - Financial Instruments

37.1 Financial Instruments by Categories

The carrying value and fair value of financial instruments by categories were as follows:

Amount in Lakhs as of March 31, 2024

Particulars	Amortized cost	Financial assets/ liabilities at fair value through profit or loss	Financial assets/ liabilities at fair value through OCI
Assets:			
Non-Current Investments	1151.73		
Current Investments		3101.35	
Current Trade Receivables	1859.26		
Cash & Cash Equivalents	47.91		
Other Bank Balances	362.12		
Other Non-Current Financial Assets (Security Deposit)	6.57		
Other Current Financial Assets	3.86		
Liabilities:			
Other Financial Liabilities	7.08		
Working Capital Loans	-		
Trade Payables	788.26		

Amount in Lakhs as of March 31, 2023

Particulars	Amortized cost	Financial assets/ liabilities at fair value through profit or loss	Financial assets/ liabilities at fair value through OCI
Assets:			
Non-Current Investments	1040.40		
Current Investments		1983.09	
Current Trade Receivables	1463.53		
Cash & Cash Equivalents	228.52		
Other Bank Balances	342.63		
Other Non-Current Financial Assets (Security Deposit)	5.75		
Other Current Financial Assets	3.85		
Liabilities:			
Other Financial Liabilities	7.09		
Working Capital Loans	-		
Trade Payables	552.26		

37.2 Fair Value Hierarchy

- **Level 1** - Quoted prices (unadjusted) in active markets for identical assets or liabilities.
- **Level 2** - Inputs other than quoted prices included within Level 1 that are observable for the asset or liability, either directly (i.e. as prices) or indirectly (i.e. derived from prices).
- **Level 3** - Inputs for the assets or liabilities that are not based on observable market data (unobservable inputs).

37.3 Valuation Technique used to determine Fair Value:

Specific valuation techniques used to value financial instruments include:

- Use of quoted market prices for Listed instruments

37.4 The following tables present fair value hierarchy of assets and liabilities measured at fair value:

Amount in lakhs

Particulars	For the year 31.03.2024				For the year 31.03.2023			
	Level 1	Level 2	Level 3	Total	Level 1	Level 2	Level 3	Total
Financial Assets								
Investments in Quoted Mutual Funds	3101.35	-	-	3101.35	1983.08			1983.08

38. Financial risk management

The Company's activities expose to limited financial risks: market risk, credit risk and liquidity risk. The Company's primary focus is to foresee the unpredictability of financial markets and seek to minimize potential adverse effects on its financial performance.

Market risk

Market risk is the risk of loss of future earnings or fair values or future cash flows that may result from a change in the price of a financial instrument.

The company is exposed to market risk primarily related to foreign exchange rate risk (currency risk), Interest rate risk and the market value of its investments.

Securities Prices Risk:

The company's exposure to equity securities price risk arises from Investments held and classified in the Balance Sheet as Fair Value through P&L. The company has investment in the form of Mutual funds and Equity shares. The company monitors the movement in the value of the Investments by observing the NAV.

Credit Risk

Credit risk refers to the risk of default on its obligation by the counterparty resulting in a financial loss. It principally arises from the Company's Trade Receivables, Advances and deposit(s) made.

Trade receivables

The company has outstanding trade receivables amounting to Rs.1903.37/- Lakhs and Rs.1532.31/- Lakhs as of March 31, 2024 and March 31, 2023 respectively. Trade receivables are typically unsecured are derived from revenue earned from customers. Company's exposure to credit risk is influenced mainly by the individual characteristics of each customer. The company is not exposed to concentration of credit risk to any one single customer. Default on account of Trade Receivables happens when the counterparty fails to make contractual payment when they fall due.



Credit risk exposure:

An analysis of age of trade receivables at each reporting date is summarized as follows:

(Amount in Lakhs)

Particulars	As at March 31, 2024		As at March 31, 2023	
	Gross	Impairment	Gross	Impairment
0 to 180 days	1185.65	-	668.40	-
180 days and more	717.72	44.11	863.91	68.77

Trade receivables are impaired in the year when recoverability is considered doubtful based on the recovery analysis performed by the company for individual trade receivables. The company considers that all the above financial assets that are not impaired for each reporting dates under review are of good credit quality.

Liquidity Risk

Our liquidity needs are monitored on the basis of monthly and yearly projections. The company's principal sources of liquidity are cash and cash equivalents, cash generated from operations, and Contribution in the form of share capital.

The company manage our liquidity needs by continuously monitoring cash inflows and by maintaining adequate cash and cash equivalents. Net cash requirements are compared to available cash in order to determine any shortfalls.

Short term liquidity requirements consist mainly of sundry creditors, expense payable, employee dues, and deposits arising during the normal course of business as of each reporting date. The company maintain a sufficient balance in cash and cash equivalents to meet our short-term liquidity requirements.

Long term liquidity requirements on a periodical basis and manage them through internal accruals. Our non-current liabilities include Retentions & deposits.

Foreign currency exchange rate risk

The fluctuation in foreign currency exchange rates may have potential impact on the statement of profit or loss and other comprehensive income and equity, where any transaction references more than one currency or where assets / liabilities are denominated in a currency other than the functional currency of the respective entities.

Considering the countries and economic environment in which the Group operates, its operations are subject to risks arising from fluctuations in exchange rates in those countries. The risks primarily relate to fluctuations in US Dollar, Great Britain Pound against the Indian Rupees.

The company evaluates the impact of foreign exchange rate fluctuations by assessing its exposure to exchange rate risks. It hedges a part of these risks by using derivative financial instruments in line with its risk management policies.

The foreign exchange rate sensitivity is calculated by aggregation of the net foreign exchange rate exposure and a simultaneous parallel foreign exchange rates shift of all the currencies by 5% against the Indian Rupees.

The following analysis has been worked out based on the net exposures for the company as of the date of statements of financial position which could affect the statements of profit or loss and other comprehensive income and equity. Further the exposure as indicated below is mitigated by some of the derivative contracts entered into by the company

The following table sets forth information relating to foreign currency exposure as of March 31, 2024:

Particulars	Assets	
	As at March 31, 2024	As at March 31, 2023
USD	800807	105736
SGD	-	-
CAD	24000	15871

5% appreciation / depreciation of the respective foreign currencies with respect to Indian Rupees would result in decrease / increase in the company's profit before tax as detailed in table below:

USD & CAD sensitivity at year end	As at March 31, 2024	As at March 31, 2023
Receivables:		
If INR rate over Other currency increases by 5%	(33.36)	(4.25)
If INR rate over Other currency decrease by 5%	33.36	4.25

39. Disclosure in respect of Indian Accounting Standard (Ind AS)-19 "Employee Benefits"

39.1 General description of various defined employee's benefits schemes are as under:

a) Provident Fund:

The company's Provident Fund is managed by Regional Provident Fund Commissioner. The company pays fixed contribution to provident fund at pre-determined rate.

b) Gratuity:

Gratuity is a defined benefit plan, provided in respect of past services based on the actuarial valuation carried out by LIC of India and corresponding contribution to the fund is expensed in the year of such contribution.

The scheme is funded by the company and the liability is recognized on the basis of contribution payable to the insurer, i.e., the Life Insurance Corporation of India, however, the disclosure of information as required under IndAS-19 have been made in accordance with the actuarial valuation.

c) Superannuation Fund

Contribution to defined contribution scheme with LIC towards retirement benefit in the form of Superannuation is recognised as expense in the statement of Profit and Loss during the period in which employee renders the related service.

39.2 The summarized position of various defined benefits recognized in the Statement of Profit & Loss, Other Comprehensive Income (OCI) and Balance Sheet & other disclosures are as under:

Gratuity Policy

Movement in defined benefit obligation:

(Amount in Lakhs)

Particulars	31.03.2024	31.03.2023
Defined benefit obligation - Beginning of the year	126.32	131.63
Current service cost	8.55	8.66
Interest Cost	9.16	9.21
Past Service Cost		
Benefits Paid	(3.16)	(15.38)
Re-measurements - actuarial loss/(gain)	(11.65)	(7.82)
Defined benefit obligation – End of the year	129.22	126.32



Movement in plan asset:

(Amount in Lakhs)

Particulars	31.03.2024	31.03.2023
Fair value of plan assets at beginning of year	130.51	130.54
Employer contributions	3.77	6.12
Benefits paid	(3.16)	(15.38)
Re-measurements – Return on plan assets	9.37	9.22
Re-measurements - actuarial loss/(gain)	-	-
Fair value of plan assets at end of year	140.49	130.51

Amount Recognized in Statement of Profit and Loss

Particulars	31.03.2024	31.0.2023
Current service cost	8.55	8.66
Net Interest on Net Defined Benefit Liability/(assets)	9.16	9.21
Expected return on plan assets	(9.37)	(9.22)
Cost Recognized in P&L	8.33	8.66

Amount recognized in Other Comprehensive Income (OCI)

Particulars	31.03.2024	31.03.2023
Actuarial (gain)/loss due to assumption changes	(11.65)	(7.82)
Difference between Actual Return and Interest Income on Plan Assets- (gain)/loss	-	-
Actuarial (gain)/loss recognized in OCI	(11.65)	(7.82)

Actuarial Assumption

Particulars	31.03.2024	31.03.2023
Discount Rate	7.25%	7.00%
Rate of Salary increase	5%	5%

Category of investment in Plan assets

Category of Investment	% of fair value of plan assets
Insurance Policies	100%

40. Operating Leases

Operating Lease Disclosures – As per Ind AS No. 17

Rent expenses of Rs. 21.00/- Lakhs (PY Rs. 13.80/- Lakhs) in respect of obligation under operating leases have been recognized in the Profit and Loss Account. There are no future obligations in respect of the operating lease

41. Disclosure in respect of Indian Accounting Standard 24 "Related Parties Disclosures"

41.1 Key Managerial Personnel

Ms. Irmgard Velagapudi

Ms. Kiran Velagapudi

Mr. P. Manohar

41.2 Related Parties:

Holding Company: K.C.P. Sugar and Industries Corporation Limited.

Partnership Firm: Quality Engineering Works - Thuvakudi - Trichy

a. Transactions during the year:

Enterprises owned or significantly influenced by Key Management Personnel or their Relatives

(Amount in Lakhs)

Sl.No.	Particulars	31.03.2024	31.03.2023
1	Rent paid to Holding Company: KCP Sugar and Industries Corporation Ltd.,	18.00	12.00
2	Purchases and Services received from Holding Company: KCP Sugar and Industries Corporation Ltd.,	1320.88	1014.07
3	Sales/Services Provided to Holding Company: KCP Sugar and Industries Corporation Ltd	0.22	-
4	Interest received from Holding Company: KCP Sugar and Industries Corporation Ltd. towards the Fixed Deposits	34.00	12.30
5	Purchases/Services received from Partnership Firm: Quality Engineering Works- Thuvakudi - Trichy	137.36	430.75
6	Remuneration Paid to Whole Time Director: Smt. Irmgard Velagapudi	24.00	8.00
7	Salary Paid to Whole Time Director: Shri.P.Manohar	48.75	46.50
8	Sales of Fixed asset to Partnership Firm: Quality Engineering Works- Thuvakudi - Trichy	5.95	-
9	Rent paid to Partnership Firm: Quality Engineering Works- Thuvakudi - Trichy	3.00	1.00

b. Cumulative balances outstanding as on 31st March 2024:

In Holding Company: K C P Sugar and Industries Corporation Limited

Particulars	31.03.2024	31.03.2023
Trade Payable	121.75	57.12
Trade Receivable	-	-
Public Deposits in KCP Sugar and Industries Corporation Ltd.	450.00	450.00

c. Cumulative balances outstanding as on 31st March 2024:

In Partnership firm: Quality Engineering Works-Thuvakudi - Trichy

Particulars	31.03.2024	31.03.2023
Balance in Partner Capital Account - Debit Balance	701.73	590.40
Trade Payable	1.52	28.04
Advance against supply of service	-	-



d. The Eimco-KCP Limited is having control (99.60%) over the affairs of Quality Engineering Works (Partnership Firm)

Quality Engineering Works- Thuvakudi- Trichy – Financial Information

(Amount in Lakhs)

S.no	Particulars	2023-2024 (Audited)	2022-2023 (Audited)
1.	Reporting period for the related party	01.04.2023 to 31.03.2024	01.04.2022 to 31.03.2023
2.	Reporting Currency	Indian Rupees	Indian Rupees
3.	Capital	704.46	694.43
4.	Reserves & Surplus	-	-
5.	Total Assets	724.46	744.20
6.	Total Liabilities	724.46	744.20
7.	Turnover	160.28	457.47
8.	Profit/ (Loss) before Taxation	14.59	124.59
9.	Provision for Taxation	4.55	22.85
10.	Profit after Taxation	10.04	101.74
11.	% of Share Holding	99.60%	99.60%

42. Disclosure of CSR Activities

Particulars	2023-24	2022-23
i) Amount required to be spent by the company during the year	14.75	12.84
ii) Amount of expenditure incurred	15.50	12.85
iii) Shortfall at the end of the year	NIL	NIL
iv) Total of previous year shortfall	NA	NA
v) Reason for shortfall	NA	NA
vi) Nature of CSR	Contributions to various registered trusts	Contributions to various registered trusts

43. Ratios:

Name of the Ratio	Numerator	Denominator	31st March 2024	31st March 2023	% change
Current Ratio	Current Asset	Current Liabilities	3.54	3.56	-1%
Return on Equity Ratio	Net Profit after taxes - Preference Dividend	Average Shareholder's Equity	0.18	0.15	21%
Inventory Turnover Ratio	Sales	Average Inventory	3.32	3.24	2%
Trade Receivable Turnover Ratio	Credit Sales	Average Accounts Receivable	3.77	4.63	-19%*
Trade Payable Turnover Ratio	Credit Purchase	Average Accounts Payables	4.31	3.29	31%
Net Capital Turnover Ratio	Net sales = Total Sales - sales return	Average Working capital = Current Assets - Current Liabilities	1.30	1.82	-29%
Net Profit Ratio	Net Profit after tax	Net Sales = Total Sales-Sales Return	0.17	0.10	69%
Return on Capital employed	Earnings before interest and taxes	Total Assets - current Liabilities + Current Borrowings	0.18	0.16	16%
Return on Investment	Income generated from investments	Average investments	0.09	0.05	85%

Note: Debt service coverage ratio & Debt equity ratio is not applicable to the company

*Debtors collections improved compared to previous year.

**Increase in turnover with a negligible increase in working capital has resulted in an improvement in the ratio.

44. Inventories

Export order goods ready for dispatch- grouped in Finished Goods

We received order from Lengevar-Belarus for supply of 6 De-waxing filters and the same was manufactured by us and were ready for Exports.

Unfortunately the Ukraine war started on 24th February 2022 stopped us to make shipment as "Belarus- Destination country was declared as a War Zone". Still the war between Ukraine and Russia is on going and no logistics movement is happening till date.

The above said order is grouped under Finished goods valued at Net realisable value of Rs.221.83 lakhs with cost of Rs.694 lakhs.

45. Segment Reporting [Refer Annexure - 1]

46. Disclosure in respect of Indian Accounting Standard (Ind AS)-33 "Earnings Per Share (EPS)"

Basic and Diluted EPS

The earnings and weighted average number of ordinary shares used in the calculation of basic EPS and Basic EPS is as follows:



(Amount in Lakhs)

Particulars	For the year ended March 31, 2024	For the year ended March 31, 2023
Profit (loss) for the year, attributable to the owners of the company	1079.41	749.48
Earnings used in calculation of basic earnings per share (A)	1079.41	749.48
Weighted average number of ordinary shares for the purpose of basic earnings per share (B)	6.00	6.00
Basic and Diluted EPS (A/B) – Rs.	179.90	124.92

47. Details relating to Title deeds of Immovable Property not held in name of the Company - Nil
48. Details relating to loans or advances in the nature of loans to Promoters, Directors, KMP and related parties - Nil
49. Details relating to Benami Property held by the Company - Nil
50. Details relating to declaration of the company as wilful defaulter by any bank or financial institution or other lender - Nil
51. Details relating to the nature of transaction carried out with the struck-off company - Nil
52. Details relating to the transactions undertaken in Crypto or Virtual currency - Nil
53. Details relating to the undisclosed income reported - Nil
54. Details regarding registration or satisfaction of charges with Registrar of Companies, beyond the statutory period - Nil
55. Details regarding compliance with number of layers of companies - Nil
56. Details regarding compliance with approved scheme of arrangements - Nil
57. The Company has not advanced or loaned or invested funds to any other person(s) or entity(ies), including foreign entities (Intermediaries) with the understanding that the Intermediary shall:
- directly or indirectly lend or invest in other persons or entities identified in any manner whatsoever by or on behalf of the company (Ultimate Beneficiaries) or
 - provide any guarantee, security or the like to or on behalf of the Ultimate Beneficiaries.
58. The Company has not received any fund from any person(s) or entity(ies), including foreign entities (Funding Party) with the understanding (whether recorded in writing or otherwise) that the Company shall:
- directly or indirectly lend or invest in other persons or entities identified in any manner whatsoever by or on behalf of the Funding Party (Ultimate Beneficiaries) or
 - provide any guarantee, security or the like on behalf of the Ultimate Beneficiaries.
59. The company has not declared any dividend during the year.

60. Note on Rule 3(1) of Companies (Accounts) Rules, 2014

During the financial year 2023-24, the Company has maintained its books of accounts in the accounting software SQL SERVER which does not possess the required audit trail functionality and edit log requirements as stipulated by Proviso to Rule 3(1) of the Companies (Accounts) Rules, 2014, as amended. The Company is in the process of updating the audit trail and edit log facility in the existing software for the Financial year 2024-2025.

61. Previous year's figures have been regrouped and reclassified wherever necessary.

As per our report of even date attached

For and on behalf of the Board of Directors

For B. PURUSHOTTAM & CO.

Chartered Accountants

Firm Registration Number : 002808S

IRMGARD VELAGAPUDI

Chairperson

DIN : 00091370

B.Mahidhar Krrishna

Partner

Membership Number : 243632

KIRAN VELAGAPUDI

Vice Chairperson

DIN : 00091486

Place : Chennai

Date : 29/05/2024

KCP SUGARS AGRICULTURAL RESEARCH FARMS LIMITED

CIN: U73100TN1998PLC041501

Twenty Fifth Annual Report 2023 – 2024

Board of Directors

		DIN
Ms.Irmgard Velagapudi	Chairperson	00091370
Mr.Vinod R.Sethi	Director	00106598
Ms.I.L.Florence	Director	09273113

Registered Office

'Ramakrishna Buildings',
No.239, Anna Salai, Chennai - 600 006.

Statutory Auditor

M/s.B.Purushottam & Co,
(FRN: 002808S)
Chartered Accountants,
No.59, Vijaya Raghava Road,
Parthasarathi Puram,
T.Nagar, Chennai - 600 017.

Farm

Thirupukuzhi and Melambi Villages,
Kanchipuram District, Tamil Nadu.

NOTICE is hereby given that the **TWENTY FIFTH ANNUAL GENERAL MEETING** of KCP Sugars Agricultural Research Farms Limited will be held on Monday, the 23rd Day of September, 2024 at the Registered Office of the Company at 'Ramakrishna Buildings', No.239, Anna Salai, Chennai - 600 006 at 9.15 A.M. to transact the following businesses:

ORDINARY BUSINESS:

1. To receive, consider and adopt the Audited Financial Statements of the Company for the financial year ended 31/03/2024 together with the Reports of Auditor and Board of Directors thereon.
2. To appoint a Director, in the place of Mr.Vinod R.Sethi (DIN:00106598), Director who retires by rotation and being eligible, offers himself for reappointment.

// BY ORDER OF THE BOARD //

Place : Chennai
Date : 29/05/2024

**IRMGARD VELAGAPUDI
CHAIRPERSON
DIN: 00091370**

NOTES:

1. **A MEMBER ENTITLED TO ATTEND AND VOTE AT THE ANNUAL GENERAL MEETING OF THE COMPANY IS ALSO ENTITLED TO APPOINT ANOTHER PERSON AS A PROXY TO ATTEND AND VOTE AT THE MEETING INSTEAD OF THEMSELF AND THE PROXY NEED NOT BE A MEMBER.**
2. **PROXY FORM, IN ORDER TO BE EFFECTIVE MUST BE DULY COMPLETED AND SUBMITTED AT THE REGISTERED OFFICE OF THE COMPANY NOT LESS THAN FORTY EIGHT HOURS BEFORE THE MEETING.**

Place : Chennai
Date : 29/05/2024

**IRMGARD VELAGAPUDI
CHAIRPERSON
DIN: 00091370**

DIRECTORS' REPORT

Your Directors have pleasure in presenting the 25th Annual Report containing the Audited Financial Statements of the Company for the Financial Year ended 31st March, 2024.

1. **REVIEW OF OPERATIONS:**

During the Financial Year ended 31/03/2024, the turnover and other income is Rs.43.13 Lakhs as against Rs.28.05 Lakhs for the previous financial year. The Company has made a profit after tax of Rs.12.62 Lakhs for the Financial Year ended 31/03/2024 as against Rs.12.45 Lakhs in the previous financial year.

2. **DIVIDEND:**

Your Directors have not recommended any Dividend for the Financial Year under review.

3. **SHARE CAPITAL AND RESERVES:**

The Share Capital of the Company is Rs.225.00 Lakhs. The Reserves and Surplus as on 31/03/2024 is Rs.557.85 Lakhs (Previous Year: Rs. 394.61 Lakhs).

4. **FIXED DEPOSITS:**

Your Company has not accepted any fixed deposits during the year under review.

5. **CONSERVATION OF ENERGY, TECHNOLOGY ABSORPTION, FOREIGN EXCHANGE EARNINGS AND OUTGO:**

As the Company is involved in agricultural activities, there is no relevant disclosure under Conservation of Energy and Technology Absorption. There are no Foreign Exchange Earnings and Outgo.

6. **PARTICULARS OF EMPLOYEES:**

Disclosure as required under Section 197 (12) of the Companies Act, 2013 read with Rule 5 (2) of the Companies (Appointment and Remuneration of Managerial Personnel) Rules, 2014, is not applicable to the Company as there is no employee falling under any of those categories mentioned therein.

7. **BOARD MEETINGS:**

Four Board Meetings were held during the Financial Year 2023 - 2024 on 29/05/2023, 19/07/2023, 08/11/2023 and 09/02/2024.

8. **PARTICULARS OF CONTRACTS OR ARRANGEMENTS WITH RELATED PARTIES:**

There are no contracts or arrangements with related parties, in terms of Section 188 (1) of the Companies Act, 2013.

9. **SECRETARIAL STANDARDS:**

Pursuant to Section 118 (10) of the Companies Act, 2013, the Company observes Secretarial Standards with respect to General and Board Meetings, prescribed by the Institute of Company Secretaries of India.

10. **ACCOUNTING STANDARDS:**

The Company adheres to the Accounting Standards as applicable to it and there are no deviations, in this respect.

11. PARTICULARS OF LOANS, GUARANTEES OR INVESTMENTS UNDER SECTION 186 OF THE COMPANIES ACT, 2013:

No loan / guarantee / investment is given / made by the Company, in terms of Section 186 of the Companies Act, 2013 during the Financial Year 2023 - 2024.

12. DIRECTOR RETIRING BY ROTATION:

Mr. Vinod R.Sethi, Director (DIN: 00106598), who retires by rotation at the ensuing Annual General Meeting (AGM), being eligible, offers himself for reappointment.

13. STATUTORY AUDITOR:

M/s. B.Purushottam & Co, Chartered Accountants (FRN: 002808S) is the Statutory Auditor of the Company for the Financial Year under review. The Report of the Statutory Auditor on the Financial Statements of the Company is annexed to the Annual Report. There are no qualifications or reservations or observations or adverse remarks or disclaimers in the said Statutory Auditor's Report.

14. DIRECTORS' RESPONSIBILITY STATEMENT:

Pursuant to Section 134 (3) (c) read with Section 134 (5) of the Companies Act, 2013, the Directors of your Company state as follows:

- (a) that in the preparation of the Annual Accounts, the applicable Accounting Standards have been followed and that there were no material departures there-from;
- (b) that the Directors had selected such accounting policies and applied them consistently and made judgments and estimates that are reasonable and prudent so as to give a true and fair view of the state of affairs of the Company at the end of the financial year 31/03/2024 and of the Profit of the Company for that period;
- (c) that the directors had taken proper and sufficient care for the maintenance of adequate accounting records in accordance with the provisions of the Companies Act, 2013 for safeguarding the assets of the Company and for preventing and detecting fraud and other irregularities;
- (d) that the Directors had prepared the Annual Accounts on a going concern basis;
- (e) that the Directors had laid down internal financial controls to be followed by the Company and that such internal financial controls are adequate and were operating effectively;
- (f) that the Directors had devised proper systems to ensure compliance with the provisions of all applicable laws and that such systems were adequate and operating effectively.

15. ACKNOWLEDGEMENT :

Your Directors would like to take this opportunity to express their deep sense of gratitude to the Stakeholders of the Company.

// BY ORDER OF THE BOARD //

Place : Chennai
Date : 29/05/2024

**IRMGARD VELAGAPUDI
CHAIRPERSON
DIN: 00091370**

INDEPENDENT AUDITOR'S REPORT

To the members of KCP SUGARS AGRICULTURAL RESEARCH FARMS LIMITED

Report on the Audit of the Standalone Financial Statements

Opinion

We have audited the standalone financial statements of **KCP SUGARS AGRICULTURAL RESEARCH FARMS LIMITED** ("the Company"), which comprise the Balance Sheet as at March 31, 2024, the Statement of Profit and Loss (including the statement of Other Comprehensive Income), the Statement of Changes in Equity and Statement of Cash Flows for the year then ended, and notes to the financial statements, including a summary of significant accounting policies and other explanatory information (hereinafter referred to as the "standalone financial statements").

In our opinion and to the best of our information and according to the explanations given to us, the aforesaid standalone financial statements give the information required by the Companies Act, 2013 ("the Act") in the manner so required and give a true and fair view in conformity with the Indian Accounting Standards prescribed under sec 133 of the Act read with the Companies (Indian Accounting Standards) Rules, 2015, as amended, ("Ind AS") and other accounting principles generally accepted in India, of the state of affairs of the Company as at March 31, 2024, its Profit (financial performance including other comprehensive Income), its cash flows and the changes in equity for the year ended on that date.

Basis for Opinion

We conducted our audit of the financial statements in accordance with the Standards on Auditing specified under section 143 (10) of the Companies Act 2013 (SAs). Our responsibilities under those Standards are further described in the Auditor's Responsibilities for the Audit of the Standalone Financial Statements section of our report. We are independent of the Company in accordance with the Code of Ethics issued by the Institute of Chartered Accountants of India (ICAI) together with the independence requirements that are relevant to our audit of the financial statements under the provisions of the Companies Act, 2013 and the Rules thereunder, and we have fulfilled our other ethical responsibilities in accordance with these requirements and the ICAI's Code of Ethics. We believe that the audit evidence we have obtained is sufficient and appropriate to provide a basis for our audit opinion on the standalone financial statements.

Key Audit Matters

Key audit matters are those matters that, in our professional judgment, were of most significance in our audit of the financial statements of the current period. These matters were addressed in the context of our audit of the financial statements as a whole, and in forming our opinion thereon, and we do not provide a separate opinion on these matters. We have determined that there are no key audit matters to be communicated in our audit report.

Information Other than the Financial Statements and Auditor's Report Thereon

The Company's Management and the Board of Directors is responsible for the other information. The other information comprises the information included in the Management Discussion and Analysis, Board's Report including Annexures to Board's Report, Corporate Governance and Shareholder's Information, but does not include the standalone financial statements and our auditor's report thereon.

Our opinion on the standalone financial statements does not cover the other information and we do not express any form of assurance conclusion thereon.

In connection with our audit of the standalone financial statements, our responsibility is to read the other information and, in doing so, consider whether the other information is materially inconsistent with the standalone financial statements or our knowledge obtained during the course of our audit or otherwise appears to be materially misstated.

When we read these reports, if we conclude that there is a material misstatement of this other information, we are required to communicate that matter to those charged with governance and describe actions applicable under the applicable laws and regulations.

Management's Responsibility for Standalone Financial Statements

The Company's Management and the Board of Directors are responsible for the matters stated in Section 134 (5) of the Companies Act, 2013 ("the Act") with respect to the preparation of these standalone financial statements that give a true and fair view of the financial position, financial performance including other comprehensive income / loss, changes in equity and cash flows of the Company in accordance with accounting principles generally accepted in India, including the Indian Accounting Standards (Ind AS) specified under section 133 of the Act. This responsibility also includes maintenance of adequate accounting records in accordance with the provisions of the Act for safeguarding of the assets of the Company and for preventing and detecting frauds and other irregularities; selection and application of appropriate accounting policies; making judgments and estimates that are reasonable and prudent; and the design, implementation and maintenance of adequate internal financial controls, that were operating effectively for ensuring the accuracy and completeness of the accounting records, relevant to the preparation and presentation of the standalone financial statements that give a true and fair view and are free from material misstatement, whether due to fraud or error.

In preparing the standalone financial statements, Management and the Board of Directors are responsible for assessing the Company's ability to continue as a going concern, disclosing, as applicable, matters related to going concern and using the going concern basis of accounting unless management either intends to liquidate the Company or to cease operations, or has no realistic alternative but to do so.

The Board of Directors are responsible for overseeing the Company's financial reporting process.

Auditor's Responsibilities for the Audit of the Standalone Financial Statements

Our objectives are to obtain reasonable assurance about whether the financial statements as a whole are free from material misstatement, whether due to fraud or error, and to issue an auditor's report that includes our opinion. Reasonable assurance is a high level of assurance, but is not a guarantee that an audit conducted in accordance with SAs will always detect a material misstatement when it exists. Misstatements can arise from fraud or error and are considered material if, individually or in the aggregate, they could reasonably be expected to influence the economic decisions of users taken on the basis of these standalone financial statements.

As part of an audit in accordance with SAs, we exercise professional judgment and maintain professional skepticism throughout the audit. We also:

- Identify and assess the risks of material misstatement of the financial statements, whether due to fraud or error, design and perform audit procedures responsive to those risks, and obtain audit evidence that is sufficient and appropriate to provide a basis for our opinion. The risk of not detecting a material misstatement resulting from fraud is higher than for one resulting from error, as fraud may involve collusion, forgery, intentional omissions, misrepresentations, or the override of internal control.
- Obtain an understanding of internal financial controls relevant to the audit in order to design audit procedures that are appropriate in the circumstances. Under section 143 (3) (i) of the Companies Act, 2013, we are also responsible for expressing our opinion on whether the Company has adequate internal financial controls system in place and the operating effectiveness of such controls.
- Evaluate the appropriateness of accounting policies used and the reasonableness of accounting estimates and related disclosures made by Management and the Board of Directors.

- Conclude on the appropriateness of Management and the Board of Directors use of the going concern basis of accounting and, based on the audit evidence obtained, whether a material uncertainty exists related to events or conditions that may cast significant doubt on the Company's ability to continue as a going concern. If we conclude that a material uncertainty exists, we are required to draw attention in our auditor's report to the related disclosures in the standalone financial statements or, if such disclosures are inadequate, to modify our opinion. Our conclusions are based on the audit evidence obtained up to the date of our auditor's report. However, future events or conditions may cause the Company to cease to continue as a going concern.
- Evaluate the overall presentation, structure and content of the standalone financial statements, including the disclosures, and whether the standalone financial statements represent the underlying transactions and events in a manner that achieves fair presentation.

Materiality is the magnitude of misstatements in the financial statements that, individually or in aggregate, makes it probable that the economic decisions of a reasonably knowledgeable user of the standalone financial statements may be influenced. We consider quantitative materiality and qualitative factors in (i) planning the scope of our audit work and in evaluating the results of our work; and (ii) to evaluate the effect of any identified misstatements in the financial statements.

We communicate with those charged with governance regarding, among other matters, the planned scope and timing of the audit and significant audit findings, including any significant deficiencies in internal control that we identify during our audit.

We also provide those charged with governance with a statement that we have complied with relevant ethical requirements regarding independence, and to communicate with them all relationships and other matters that may reasonably be thought to bear on our independence, and where applicable, related safeguards.

From the matters communicated with those charged with governance, we determine those matters that were of most significance in the audit of the standalone financial statements of the current period and are therefore the key audit matters. We describe these matters in our auditor's report unless law or regulation precludes public disclosure about the matter or when, in extremely rare circumstances, we determine that a matter should not be communicated in our report because the adverse consequences of doing so would reasonably be expected to outweigh the public interest benefits of such communication.

Report on Other Legal and Regulatory Requirements

1. As required by the Companies (Auditor's report) Order, 2020 ("the Order") issued by the Central Government of India in terms of sub-section (11) of section 143 of the Act, we give in the Annexure A, a statement on the matters specified in paragraphs 3 and 4 of the Order.
2. As required by section 143 (3) of the Act, we report that:
 - (a) We have sought and obtained all the information and explanations which to the best of our knowledge and belief were necessary for the purpose of our audit;
 - (b) In our opinion, proper books of accounts as required by law have been kept by the Company so far as it appears from our examination of those books;
 - (c) The Standalone Balance Sheet, Standalone Statement of Profit and Loss, (including the statement of Other Comprehensive Income), the Cash Flow Statement and Statement of Changes in Equity dealt with by this Report are in agreement with the books of account;
 - (d) In our opinion, the aforesaid standalone financial statements comply with the Indian Accounting Standards specified under section 133 of the Act;

- (e) On the basis of written representations received from the directors as on March 31, 2024, and taken on record by the Board of Directors, none of the directors is disqualified as on March 31, 2024, from being appointed as a director in terms of section 164 (2) of the Act;
- (f) With respect to the adequacy of the internal financial controls over financial reporting of the Company and the operating effectiveness of such controls, refer to our separate Report in "Annexure B" to this report;
- (g) With respect to the other matters to be included in the Auditor's Report in accordance with the requirements of section 197 (16) of the Act, as amended;

In our opinion and to the best of our information and according to the explanations given to us, the Company has not paid / provided for managerial remuneration to its directors during the year.

- (h) With respect to the other matters to be included in the Auditor's Report in accordance with Rule 11 of the Companies (Audit and Auditors) Rules, 2014, in our opinion and to the best of our information and according to the explanations given to us:
 - i. The Company does not have any pending litigations which would impact its financial position to the financial statements.
 - ii. The Company did not have any long-term contracts including derivative contracts for which there were any material foreseeable losses.
 - iii. There were no amounts which were required to be transferred to the Investor Education and Protection Fund by the Company during the year ended 31st March 2024.
 - iv. (a) The Management has represented to the best of its knowledge and belief that no funds (which are material either individually or in aggregate) have been advanced or loaned or invested (either from borrowed funds or share premium or any other sources or kind of funds) by the Company to or in any other person or entity, including foreign entity ("Intermediaries"), with the understanding, whether recorded in writing or otherwise, that the Intermediary shall, whether directly or indirectly lend or invest in other persons or entities identified in any manner whatsoever by or on behalf of the Company ("Ultimate Beneficiaries") or provide any guarantee, security or the like on behalf of the Ultimate Beneficiaries;
 - (b) The Management has represented to the best of its knowledge and belief that no funds (which are material either individually or in aggregate) have been received by the Company from any person or entity, including foreign entity ("Funding Parties"), with the understanding, whether recorded in writing or otherwise, that the Company shall, whether directly or indirectly lend or invest in other persons or entities identified in any manner whatsoever by or on behalf of the Funding Party ("Ultimate Beneficiaries") or provide any guarantee, security or the like on behalf of the Ultimate Beneficiaries; and
 - (c) Based on the audit procedures that have been considered reasonable and appropriate in the circumstances, nothing has come to our notice that has caused us to believe that the representations under sub-clause (i) and (ii) of Rule 11 (e), as provided under (a) and (b) above, contain any material misstatement.
- v. The Company did not propose, declare or pay dividends during the year ended 31st March 2024.

- iv. Based on our examination and the explanations provided by the Management, the Company has used an accounting software "SQL SERVER" which did not have a feature of recording audit trail (edit log) facility and the same was not operated throughout the year for all relevant transactions recorded in the software. Consequently, we are unable to comment on the audit trail requirements of the said software as envisaged under Rule 11(g) of the Act. Refer note 33 to the standalone financial statements.

As proviso to Rule 3(1) of the Companies (Accounts) Rules, 2014 is applicable from 01 April 2023, reporting under rule Rule 11(g) of the Companies (Audit and Auditors) Rules, 2014 on preservation of audit trail as per the statutory requirements for record retention is not applicable for the financial year ended March 31, 2024.

For B.Purushottam & Co,
Chartered Accountants
Firm Registration Number: 002808S

B MAHIDHAR KRRISHNA
Partner
Membership Number: 243632
UDIN: 24243632BKCOGW9900

Place: Chennai
Date: 29/05/2024

ANNEXURE 'A' TO THE INDEPENDENT AUDITOR'S REPORT OF EVEN DATE TO THE MEMBERS OF KCP SUGARS AGRICULTURAL RESEARCH FARMS LIMITED, ON THE FINANCIAL STATEMENTS FOR THE YEAR ENDED 31st MARCH 2024

(Referred to in paragraph 1 under 'Report on Other Legal and Regulatory Requirements' section of our report of even date)

Based on the audit procedures performed for the purpose of reporting a true and fair view of the financial statements of the Company and taking into consideration the information and explanations given to us and the books of accounts and other records examined by us, in the normal course of audit, and to the best of our knowledge, we report that:

- (i) in respect of the Company's property, plant and equipment and intangible assets:
 - (a) a. the Company has maintained proper records showing full particulars, including quantitative details and situation of property, plant and equipment.
b. the Company has maintained proper records showing full particulars of intangible assets.
 - (b) the Company has a program of physical verification of property, plant and equipment at regular intervals so to cover all the assets which, in our opinion, is reasonable having regard to the size of the Company and the nature of its assets. According to the information and explanations given to us, no material discrepancies were noticed on such verification.
 - (c) the title deeds of all the immovable properties (other than properties where the Company is the lessee and the lease agreements are duly executed in favour of the lessee), disclosed in the standalone financial statements included under property, plant and equipment are held in the name of the Company.
 - (d) the Company has not revalued any of its property, plant and equipment and intangible assets during the year.
 - (e) no proceedings have been initiated during the year or are pending against the Company as at 31st March 2024 for holding any benami property under the Benami Transactions (Prohibitions) Act, 1988 (as amended in 2016) and rules made thereunder.
- (ii) (a) the Company has a program of physical verification of inventory at regular intervals which, in our opinion, is reasonable having regard to the size of the Company and the nature of its inventory. According to the information and explanations given to us, no material discrepancies were noticed on such verification.
(b) The Company has not been sanctioned working capital limits in excess of INR 5 crores, in aggregate, at any points of time during the year, from banks or financial institutions on the basis of security of current assets and hence reporting under clause 3 (ii) (b) of the Order is not applicable.
- (iii) The Company has not made investments or provided guarantee or security or granted loans or advances, secured or unsecured, to Companies, Firms, Limited Liability Partnerships or any other parties, during the year and hence reporting under clause 3 (iii) of the Order is not applicable.
- (iv) The Company has complied with the provisions of section 185 and 186 of the Act, in respect of loans granted, investments made and guarantees and securities provided, as applicable.

- (v) The Company has not accepted any deposits from the public and hence the directives issued by RBI and the provisions of section 73 to 76 or any other relevant provisions of the Act and the Companies (Acceptance of Deposit) Rules, 2015. Hence, reporting under clause 3 (vi) of the Order is not applicable.
- (vi) The Central Government has not prescribed maintenance of cost records under sub-section (1) of Section 148 of the Act for the business activities carried out by the Company. Hence, reporting under clause 3 (vi) of the Order is not applicable
- (vii) In respect of statutory dues:
 - (a) The Company is regular in depositing undisputed statutory dues including provident fund, employees' state insurance, income-tax, goods and service tax, duty of customs, cess and other material statutory dues applicable to it with the appropriate authorities. There were no undisputed amounts payable which were outstanding as on March 31, 2024 for a period of more than six months from the date on which they became payable.
 - (b) the Company does not have disputed statutory dues referred to in sub-clause (a) above and hence reporting under clause 3(vii)(b) of the Order is not applicable.
- (viii) there were no transactions relating to previously unrecorded income that have been surrendered or disclosed as income during the year in the tax assessments under the Income Tax Act, 1961.
- (ix)
 - (a) the Company has not defaulted during the year in repayment of dues to any lender during the year.
 - (b) the Company has not been declared a willful defaulter by any bank of financial institution or government or any government authority.
 - (c) the Company has not taken any term loan during the year.
 - (d) on an overall examination of the financial statements of the Company, funds raised on short term basis have, prima facie, not been used during the year for long-term purposes by the Company.
 - (e) on an overall examination of the standalone financial statements of the Company, the Company has not taken funds from any entity or person on account of or to meet the obligations of its subsidiaries / joint ventures / associates.
 - (f) the Company has not raised loans during the year on the pledge of securities held in its subsidiaries / joint ventures / associate companies and hence reporting under clause 3 (ix) (f) is not applicable.
- (x)
 - (a) the Company has not raised moneys by way of initial public offer or further public offer (including debt instruments) during the year and hence reporting under clause 3 (x) (a) is not applicable.
 - (b) the Company has not made any preferential allotment or private placement of shares or convertible debentures (fully or partly or optionally) and hence reporting under clause 3 (x) (b) of the Order is not applicable.
- (xi)
 - (a) no fraud by the Company and no fraud on the Company has been noticed or reporting during the year.

- (b) no reporting under sub-section (12) of section 143 of the Companies Act has been filed in Form ADT-4 as prescribed under rule 13 of Companies (Audit and Auditors) Rules, 2014 with the Central Government, during the date of this report.
- (c) as informed by the Company, there were no whistle-blower complaints received during the year.
- (xii) the Company is not a Nidhi Company and hence reporting under clause 3 (xii) of the Order is not applicable.
- (xiii) In our opinion, the Company is in compliance with sections 177 and 188 of the Act, where applicable, and the requisite details have been disclosed in the standalone financial statements etc., as required by the applicable accounting standards.
- (xiv) (a) the Company does not have an internal audit system and is not required to have an internal audit system as per section 138 of the Act.
- (b) as reported under sub-clause (a) above, the Company did not have an internal audit system for the period under audit.
- (xv) the Company has not entered into any non-cash transactions with its directors or persons connected with its directors and hence provisions of section 192 of the Act are not applicable to the Company.
- (xvi) in our opinion, the Company is not required to registered under section 45-IA of the Reserve Bank of India Act, 1934 and hence reporting under clause 3 (xvi) and its sub-clauses of the Order is not applicable.
- (xvii) the Company has not incurred cash losses during the financial year covered by our audit and the immediately preceding financial year.
- (xviii) there has been no resignation of the statutory auditors of the Company during the year.
- (xix) on the basis of the financial ratios, ageing and expected dates of realisation of standalone financial assets and payment of financial liabilities, other information accompanying the financial statements and our knowledge of the Board of Directors and Management plans and based on our examination of the evidence supporting the assumptions, nothing has come to our attention, which causes us to believe that any material uncertainty exists as on the date of the audit report indicating that Company is not capable of meeting its liabilities existing at the date of balance sheet as and when they fall due within a period of one year from the balance sheet date. We, however, state that this is not an assurance as to the future viability of the Company. We further state that our reporting is based on the facts up to the date of the audit report and we neither give any guarantee nor any assurance that all liabilities falling due within a period of one year from the balance sheet date, will get discharged by the Company as and when they fall due.
- (xx) (a) there are no ongoing projects as defined under sub-section (5) of section 135 of the Act and hence reporting under clause 3 (xx) (a) of the Order is not applicable.
- (b) there are no unspent amount as defined under under sub-section (5) of section 135 of the Act and hence reporting under clause 3 (xx) (b) of the Order is not applicable.

For B.Purushottam & Co,
Chartered Accountants
Firm Registration Number: 002808S

B MAHIDHAR KKRISHNA
Partner
Membership Number: 243632
UDIN: 24243632BKCOGW9900

Place: Chennai
Date: 29/05/2024

ANNEXURE "B" TO THE INDEPENDENT AUDITOR'S REPORT

(Referred to in paragraph 2(f) under 'Report on Other Legal and Regulatory Requirements' section of our report to the Members of **KCP SUGARS AGRICULTURAL RESEARCH FARMS LIMITED** of even date)

Report on the Internal Financial Controls Over Financial Reporting under Clause (i) of Subsection 3 of Section 143 of the Companies Act, 2013 ("the Act")

We have audited the internal financial controls over financial reporting of **KCP SUGARS AGRICULTURAL RESEARCH FARMS LIMITED** ("the Company") as of March 31, 2024 in conjunction with our audit of the standalone financial statements of the Company for the year ended on that date.

Management and Board of Directors Responsibility for Internal Financial Controls

The Company's Management and the Board of Directors of the Company are responsible for establishing and maintaining internal financial controls based on the internal control over financial reporting criteria established by the Company considering the essential components of internal control stated in the Guidance Note on Audit of Internal Financial Controls Over Financial Reporting issued by the Institute of Chartered Accountants of India. These responsibilities include the design, implementation and maintenance of adequate internal financial controls that were operating effectively for ensuring the orderly and efficient conduct of its business, the safeguarding of its assets, the prevention and detection of frauds and errors, the accuracy and completeness of the accounting records, and the timely preparation of reliable financial information, as required under the Companies Act, 2013.

Auditor's Responsibility

Our responsibility is to express an opinion on the internal financial controls over financial reporting of the Company based on our audit. We conducted our audit in accordance with the Guidance Note on Audit of Internal Financial Controls Over Financial Reporting (the "Guidance Note") issued by the Institute of Chartered Accountants of India and the Standards on Auditing prescribed under Section 143 (10) of the Companies Act, 2013, to the extent applicable to an audit of internal financial controls.

Those Standards and the Guidance Note require that we comply with ethical requirements and plan and perform the audit to obtain reasonable assurance about whether adequate internal financial controls over financial reporting was established and maintained and if such controls operated effectively in all material respects.

Our audit involves performing procedures to obtain audit evidence about the adequacy of the internal financial controls system over financial reporting and their operating effectiveness. Our audit of internal financial controls over financial reporting included obtaining an understanding of internal financial controls over financial reporting, assessing the risk that a material weakness exists, and testing and evaluating the design and operating effectiveness of internal control based on the assessed risk. The procedures selected depend on the auditor's judgement, including the assessment of the risks of material misstatement of the financial statements, whether due to fraud or error.

We believe that the audit evidence we have obtained is sufficient and appropriate to provide a basis for our audit opinion on the Company's internal financial controls system over financial reporting.

Meaning of Internal Financial Controls over Financial Reporting

A company's internal financial control over financial reporting is a process designed to provide reasonable assurance regarding the reliability of financial reporting and the preparation of financial statements for external purposes in accordance with generally accepted accounting principles. A company's internal financial control over financial reporting includes those policies and procedures that :

- (1) pertain to the maintenance of records that, in reasonable detail, accurately and fairly reflect the transactions and dispositions of the assets of the company;
- (2) provide reasonable assurance that transactions are recorded as necessary to permit preparation of financial statements in accordance with generally accepted accounting principles, and that receipts and expenditures of the company are being made only in accordance with authorisations of management and directors of the company; and
- (3) provide reasonable assurance regarding prevention or timely detection of unauthorised acquisition, use, or disposition of the company's assets that could have a material effect on the financial statements.

Limitations of Internal Financial Controls over Financial Reporting

Because of the inherent limitations of internal financial controls over financial reporting, including the possibility of collusion or improper management override of controls, material misstatements due to error or fraud may occur and not be detected. Also, projections of any evaluation of the internal financial controls over financial reporting to future periods are subject to the risk that the internal financial control over financial reporting may become inadequate because of changes in conditions, or that the degree of compliance with the policies or procedures may deteriorate.

Opinion

In our opinion, to the best of our information and according to the explanations given to us, the Company has, in all material respects, an adequate internal financial controls system over financial reporting and such internal financial controls over financial reporting were operating effectively as at March 31, 2024, based on the internal control over financial reporting criteria established by the Company considering the essential components of internal control stated in the Guidance Note on Audit of Internal Financial Controls Over Financial Reporting issued by the Institute of Chartered Accountants of India.

**For B.Purushottam & Co,
Chartered Accountants
Firm Registration Number: 002808S**

**B MAHIDHAR KRRISHNA
Partner
Membership Number: 243632
UDIN: 24243632BKCOGW9900**

Place: Chennai
Date: 29/05/2024

Amount in Rupees in Lakhs

Particulars	Note	As at March 31, 2024	As at March 31, 2023
ASSETS			
Non - Current Assets			
(a) Property, Plant and Equipment	3	45.23	45.40
(b) Financial Assets			
(i) Investments	4	663.81	488.73
(c) Deferred Tax	5	-	5.20
Current Assets			
(a) Inventories	6	9.58	10.45
(b) Financial Assets			
(i) Cash and Cash Equivalents	7	76.55	68.00
(c) Current Tax Assets (Net)	8	2.27	2.90
Total Assets		797.44	620.68
EQUITY AND LIABILITIES			
EQUITY			
(a) Equity Share Capital	9	225.00	225.00
(b) Other Equity	10	557.85	394.61
LIABILITIES			
Non - Current Liabilities			
Deferred Tax	5	14.44	-
Current Liabilities			
(a) Financial Liabilities			
(i) Other Financial Liabilities	11	0.15	1.07
Total Equity and Liabilities		797.44	620.68

The significant accounting policies and accompanying Notes form an integral part of these Financial Statements

As per our report of even date attached
For **B.Purushottam & Co.,**
Chartered Accountants
Firm Regn No.: 002808S

B MAHIDHAR KRRISHNA
Partner
Membership No.243632

Place: Chennai
Date : 29/05/2024

For and on behalf of the Board of Directors:

IRMGARD VELAGAPUDI
Chairperson
DIN: 00091370

I.L.FLORENCE
Director
DIN: 09273113

STATEMENT OF PROFIT AND LOSS FOR THE YEAR ENDED MARCH 31, 2024

Amount in Rupees in Lakhs

Particulars	Note	For Year Ended March 31, 2024	For Year Ended March 31, 2023
I Revenue from Operations	12	20.57	13.31
II Other Income	13	22.56	14.74
III Total Income (I+II)		43.13	28.05
IV Expenses			
Cost of Material Consumed	14	19.52	15.94
Changes in Inventories of Finished Goods, Work-in-Progress and Stock- in - Trade	15	0.87	(4.11)
Employee Benefits Expense	16	3.11	2.75
Depreciation and Amortisation	17	0.16	0.17
Other Expenses	18	3.21	4.09
Total Expenses (IV)		26.87	18.84
V Profit / (Loss) Before Exceptional Items and Tax		16.26	9.21
VI Exceptional Items		-	-
VII Profit / (Loss) Before Tax		16.26	9.21
VIII Tax Expense			
- Current Tax		3.45	1.96
- Deferred Tax		0.19	(5.20)
IX Profit / (Loss) After Tax for the Period		12.62	12.45
X Other Comprehensive Income			
Items that will not be reclassified to Profit or Loss			
Equity instruments through Other Comprehensive Income		170.07	64.28
Remeasurements of Defined Benefit Plan Actuarial Gains / (Losses)		-	-
Income Tax Expense on above		19.46	-
XI Total Other Comprehensive Income		150.62	64.28
XII Total Comprehensive Income for the Period (Comprising Profit and Other Comprehensive Income for the Period)		163.23	76.74
XIII Earnings Per Equity Share (In Rs.)			
(1) Basic		0.56	0.55
(2) Diluted		0.56	0.55

The significant accounting policies and accompanying Notes form an integral part of these Financial Statements

As per our report of even date attached

For and on behalf of the Board of Directors

For **B.Purushottam & Co.**,
Chartered Accountants
Firm Regn No.: 002808S

B MAHIDHAR KRRISHNA
Partner
Membership No.243632

Place: Chennai
Date : 29/05/2024

IRMGARD VELAGAPUDI
Chairperson
DIN: 00091370

I.L.FLORENCE
Director
DIN: 09273113

STATEMENT OF PROFIT AND LOSS FOR THE YEAR ENDED MARCH 31, 2024

Statement of changes in equity for the period ended March 31, 2024

Particulars	Amount in Rupees in Lakhs	
	Balance at the beginning of the reporting period	Balance at the end of the reporting period
A) Equity Share Capital		
For the year ended 31st March, 2023	225.00	225.00
For the year ended 31st March, 2024	-	225.00

Particulars	Reserves and Surplus		Other Components of Equity		Total
	Retained Earnings	Remeasurement of Net Defined Benefit Liability/ Asset	Remeasurement of Net Defined Benefit Liability/ Asset	Remeasurement of Net Defined Benefit Liability/ Asset	
B) Other Equity					
Balance as at April 01, 2022	52.86	-	265.02	-	317.88
Dividend Paid	-	-	-	-	-
Profit / (Loss) For The Period	12.45	-	-	-	12.45
Other Comprehensive Income For The Year	-	64.28	-	-	64.28
Balance as at March 31, 2023	65.31	-	329.30	-	394.61
Dividend Paid	-	-	-	-	-
Profit / (Loss) For The Period	12.62	-	-	-	12.62
Other Comprehensive Income For The Year	-	150.62	-	-	150.62
Balance as at March 31, 2024	77.93	-	479.92	-	557.85

The accompanying notes form an integral part of these financial statements

As per our report of even date attached

For **B. Purushottam & Co.**,

Chartered Accountants

Firm Regn No.: 002808S

B MAHIDHAR KRRISHNA

Partner

Membership No. 243632

Place: Chennai

Date : 29/05/2024

For and on behalf of the Board of Directors

I.L.FLORENCE

Director

DIN: 09273113

IRMGARD VELAGAPUDI

Chairperson

DIN: 00091370

Amount in Rupees in Lakhs

CASH FLOW STATEMENT FOR THE YEAR ENDED MARCH 31, 2024

Particulars	For Year Ended March 31, 2024	For Year Ended March 31, 2023
Cash Flows from Operating Activities		
Total Income for the Period (PBT)	16.25	9.21
Adjustments:		
- Profit on Sale of Investment	(5.16)	(3.45)
- Dividends Received	(10.90)	(7.97)
- OCI Adjustments	(170.07)	(64.28)
- Interest Received	(6.05)	(3.32)
- Fair Value Adjustment	170.07	64.28
- Profit from Partnership Made	(0.45)	(0.22)
- Depreciation and Amortization	0.16	0.17
Operating Cash Flow before Working Capital Changes	(6.14)	(5.14)
Changes in		
- Decrease / (Increase) In Trade Receivables	-	-
- Decrease / (Increase) In Inventory	0.87	(4.11)
- Decrease / (Increase) In Other Current Financial Asset(s)	-	-
- (Decrease) / Increase In Other Current Financial Liabilities	(0.92)	0.92
Cash Generated from / (used in) Operations	(6.19)	(8.32)
Less: Income Tax Paid	(2.81)	(0.65)
Cash Generated from / (used in) Operations (Net)	(9.00)	(8.98)
Cash Flows from Investing Activities		
Purchase of Shares	(45.72)	(83.82)
Sale of Investments	46.32	84.54
Interest Received	6.05	3.32
Dividend Received	10.90	7.97
Net Cash Generated from / (Used in) Investing Activities [B]	17.53	12.01
Cash Flows from Financing Activities	-	-
Net Cash used in Financing Activities	-	-
Increase in Cash and Cash Equivalents	8.54	3.04
Cash and Cash Equivalents at the Beginning of the Year	68.00	64.97
Cash and Cash Equivalents at the end of the Year	76.54	68.00
Components of Cash and Cash Equivalents (Refer note 6)		
Cash on Hand	0.58	0.47
Balances with Banks	75.96	67.53
Total Cash and Cash Equivalents	76.55	68.00

As per our report of even date attached

For **B.Purushottam & Co.**,
Chartered Accountants
Firm Regn No.: 002808S

B MAHIDHAR KKRISHNA
Partner
Membership No.243632

Place: Chennai
Date : 29/05/2024

For and on behalf of the Board of Directors

IRMGARD VELAGAPUDI
Chairperson
DIN: 00091370

I.L.FLORENCE
Director
DIN: 09273113

1 - Company Information

KCP Sugars Agricultural Research Farms Limited is a wholly owned subsidiary of KCP Sugar and Industries Corporation Limited. The core activity of the company is research relating to Agriculture.

2 - Significant Accounting Policies

(a) Statement of compliance:

The financial statements of the Company have been prepared in accordance with Indian Accounting Standards ("Ind AS") notified under the Companies (Indian Accounting Standards) Rules, 2015. The accounting policies as set out below have been applied consistently to all years presented in these financial statements.

(b) Basis of preparation and presentation:

These financial statements have been prepared on a historical cost basis, except for certain financial instruments that are measured at fair value at the end of each reporting period, as explained in the accounting policies below.

(c) Critical accounting estimates and judgments

The preparation of financial statements in conformity with Ind AS requires management to make judgements, estimates and assumptions, that affect the application of accounting policies and the reported amounts of assets and liabilities, disclosures of contingent liabilities at the date of the financial statements and the reported amounts of revenue and expenses for the years presented. Actual results may differ from these estimates.

Estimates and underlying assumptions are reviewed on an ongoing basis. Revisions to accounting estimates are recognised in the period in which the estimates are revised and in any future periods affected.

In particular, information about significant areas of estimation, uncertainty and critical judgments in applying accounting policies that have the most significant effect on the amounts recognized in the financial statements pertain to:

- **Useful lives of property, plant and equipment and intangible assets:** The Company has estimated useful life of each class of assets based on the nature of assets, the estimated usage of the asset, the operating condition of the asset, past history of replacement, anticipated technological changes, etc.,. The Company reviews the carrying amount of property, plant and equipment and Intangible assets at the Balance Sheet date. This reassessment may result in change in depreciation expense in future periods.
- **Impairment testing:** Property, plant and equipment and Intangible assets are tested for impairment when events occur or changes in circumstances indicate that the recoverable amount of the cash generating unit is less than its carrying value. The recoverable amount of cash generating units is higher of value-in-use and fair value less cost to sell. The calculation involves use of significant estimates and assumptions which includes turnover and earnings multiples, growth rates and net margins used to calculate projected future cash flows, risk-adjusted discount rate, future economic and market conditions.
- **Fair value measurement of derivative and other financial instruments:** The fair value of financial instruments that are not traded in an active market is determined by using valuation techniques. This involves significant judgements to select a variety of methods and make assumptions that are mainly based on market conditions existing at the Balance Sheet date.

- **Litigation:** From time to time, the Company is subject to legal proceedings the ultimate outcome of each being always subject to many uncertainties inherent in litigation. A provision for litigation is made when it is considered probable that a payment will be made and the amount of the loss can be reasonably estimated. Significant judgement is made when evaluating, among other factors, the probability of unfavorable outcome and the ability to make a reasonable estimate of the amount of potential loss. Litigation provisions are reviewed at each accounting period and revisions made for the changes in facts and circumstances.

d) **Revenue recognition :**

Revenue is measured at fair value of consideration received or receivable. Revenue comprise of sale of agricultural products and bricks. Revenue from sale of goods is net of Indirect taxes, returns and discounts.

Revenue is recognised when following conditions are satisfied:

- The company transfers to the buyer the significant risks and rewards of ownership of the goods;
- The entity retains neither continuing managerial involvement to the degree usually associated with ownership nor effective control over the goods sold;
- The amount of revenue can be measured reliable;
- It is probable that the economic benefits associated with the transaction will flow to the entity; and
- The costs incurred or to be incurred in respect of the transaction can be measured reliably.

Interest

Interest income is accrued on a time proportion basis using the effective interest rate method.

Dividend

Dividend income is recognized on cash basis.

(e) **Property, Plant and Equipment:**

Property, plant and equipment are stated at cost less accumulated depreciation and accumulated impairment losses, if any.

All property, plant and equipment are initially recorded at cost. Cost includes the acquisition cost or the cost of construction, including duties and taxes (other than those refundable), expenses directly related to the location of assets and making them operational for their intended use and, in the case of qualifying assets, the attributable borrowing costs. Initial estimate shall also include costs of dismantling and removing the item and restoring the site on which it is located.

Subsequent expenditure relating to property, plant and equipment is capitalised only when it is probable that future economic benefits associated with these will flow to the Company and the cost of the item can be measured reliably.

An asset's carrying amount is written down immediately to its recoverable amount if the asset's carrying amount is greater than its estimated recoverable amount.

Depreciation is charged to profit or loss so as to write off the cost of assets (other than freehold land and properties under construction) less their residual values over their useful lives, using the straight line method. The estimated useful lives, residual values and depreciation method are reviewed at the Balance Sheet date, with the effect of any changes in estimate accounted for on a prospective basis.

In respect of Leasehold Buildings, depreciation on buildings on leased properties is based on the tenure which is lower of the life of the buildings or the expected lease period. Improvements to buildings are depreciated on the basis of their estimated useful lives.

Assets under finance leases are depreciated over the expected useful lives on the same basis as owned assets. However, when there is no reasonable certainty that ownership will be obtained by the end of the lease term, assets are depreciated over the shorter of the lease term and their useful lives.

The estimated useful lives of the depreciable assets are in line with the Schedule II of the Companies Act, 2013.

An item of property, plant and equipment is derecognized upon disposal or when no future economic benefits are expected to arise from the continued use of the asset. Any gain or loss arising on the disposal or retirement of an item of property, plant and equipment is determined as the difference between the sales proceeds and the carrying amount of the asset and is recognized in the Statement of Profit and Loss.

Capital work in progress represents projects under which the property, plant and equipment are not yet ready for their intended use and are carried at cost determined as aforesaid.

(f) Impairment of assets:

Assets that have an indefinite useful life are not subject to amortisation and are tested annually for impairment. Assets that are subject to amortisation are reviewed for impairment whenever events or changes in circumstances indicate that the carrying amount may not be recoverable. An impairment loss is recognised for the amount by which the asset's carrying amount exceeds its recoverable amount.

Recoverable amount is the higher of fair value less costs of disposal and value in use. In assessing value in use, the estimated future cash flows are discounted to their present value using a pre-tax discount rate that reflects current market assessments of the time value of money and the risks specific to the asset for which the estimates of future cash flows have not been adjusted.

If the recoverable amount of an asset (or cash-generating unit) is estimated to be less than its carrying amount, the carrying amount of the asset (or cash-generating unit) is reduced to its recoverable amount. An impairment loss is recognized immediately in the Statement of Profit and Loss.

When an impairment loss subsequently reverses, the carrying amount of the asset (or a cash-generating unit) is increased to the revised estimate of its recoverable amount, but so that the increased carrying amount does not exceed the carrying amount that would have been determined had no impairment loss been recognized for the asset (or cash-generating unit) in prior years. A reversal of an impairment loss is recognized immediately in Statement of Profit and Loss.

(g) Inventories:

Standing crops are valued at cost. Other inventories are valued at the lower of cost (computed on a Weighted Average basis) or net realisable value. Cost include the cost of fair value of consideration paid including duties and taxes (other than those refundable), inward freight, and other expenditure directly attributable to the purchase. Trade discounts and rebates are deducted in determining the cost of purchase.

(h) Accounting for Provisions, Contingent Liabilities and Contingent Assets:

Provisions are recognized, when there is a present legal or constructive obligation as a result of a past event, it is probable that an outflow of resources will be required to settle the obligation, and when a reliable estimate of the amount of the obligation can be made. If the effect of the time value of money is material, the provision is discounted using a pre-tax rate that reflects current market assessments of the time value of money and the risks specific to the obligation and the unwinding of the discount is recognised as interest expense.

Contingent liabilities are recognized only when there is a possible obligation arising from past events, due to occurrence or non-occurrence of one or more uncertain future events, not wholly within the control of the Company, or where any present obligation cannot be measured in terms of future outflow of resources, or where a reliable estimate of the obligation cannot be made. Obligations are assessed on an ongoing basis and only those having a largely probable outflow of resources are provided for.

Contingent assets are not recognized in the financial statements.

(i) Cash and Cash Equivalent (for the purpose of cash flow statements):

Cash comprises cash on hand and demand deposits with banks. Cash equivalents are short-term balances (with an original maturity of three months or less from the date of acquisition), highly liquid investments that are readily convertible into known amounts of cash and which are subject to insignificant risk of changes in value.

(j) Cash Flow Statement:

Cash flows are reported using the indirect method, whereby profit / (loss) before tax is adjusted for the effects of transactions of no cash nature and any deferrals or accruals of past or future cash receipts or payments. Cash flow for the year are classified by operating, investing and financing activities.

(k) Earnings Per Share:

Basic earnings per share is computed by dividing the profit / (loss) after tax (including the post-tax effect of extraordinary items, if any) by the weighted average number of equity shares outstanding during the year including potential equity shares on compulsory convertible debentures. Diluted earnings per share is computed by dividing the profit / (loss) after tax (including the post-tax effect of extraordinary items, if any) as adjusted for dividend, interest and other charges to expense or income (net of any attributable taxes) relating to the dilutive potential equity shares, by the weighted average number of equity shares considered for deriving basic earnings per share and the weighted average number of equity shares which could have been issued on the conversion of all dilutive potential equity shares.

(l) Financial Instruments:**Financial Assets:**Classification

The Company classifies financial assets as subsequently measured at amortised cost, fair value through other comprehensive income or fair value through profit or (loss) on the basis of its business model for managing the financial assets and the contractual cash flow characteristics of the financial asset.

Initial Recognition and measurement:

All financial assets (not measured subsequently at fair value through profit / (loss)) are re of Ind-AS 109 are measured at fair value. Equity instruments which are held for trading are classified as at FVTPL. Investment in subsidiaries, joint ventures and associates are carried at cost less impairment, if any. For all other equity instruments, the Company decides to classify the same either as at fair value through other comprehensive income (FVTOCI) or FVTPL. The Company makes such election on an instrument-by-instrument basis. The classification is made on initial recognition and is irrevocable.

For equity instruments classified as FVTOCI, all fair value changes on the instrument, excluding dividends, are recognized in other comprehensive income (OCI). There is no recycling of the amounts from OCI to the Statement of Profit and Loss, even on sale of such investments.

Equity instruments included within the FVTPL category are measured at fair value with all changes recognized in the Statement of Profit and Loss.

Derecognition

A financial asset (or, where applicable, a part of a financial asset or part of a group of similar financial assets) is primarily derecognised (ie., removed from the Company's balance sheet) when:

- The rights to receive cash flows from the asset have expired, or
- The Company has transferred its rights to receive cash flows from the asset or has assumed an obligation to pay the received cash flows in full without material delay to a third party under a 'pass-through' arrangement; and either:
 - (a) The Company has transferred substantially all the risks and rewards of the asset, or
 - (b) The Company has neither transferred nor retained substantially all the risks and rewards of the asset, but has transferred control of the asset.

When the Company has transferred its rights to receive cash flows from an asset or has entered into a pass-through arrangement, it evaluates if and to what extent it has retained the risks and rewards of ownership. When it has neither transferred nor retained substantially all of the risks and rewards of the asset, nor transferred control of the asset, the Company continues to recognise the transferred asset to the extent of the Company's continuing involvement. In that case, the Company also recognises an associated liability. The transferred asset and the associated liability are measured on a basis that reflects the rights and obligations that the Company has retained.

Continuing involvement that takes the form of a guarantee over the transferred asset is measured at the lower of the original carrying amount of the asset and the maximum amount of consideration that the Company could be required to repay.

Financial Liabilities

Classification

The Company classifies all financial liabilities as subsequently measured at amortised cost, except for financial liabilities at fair value through profit or loss. Such liabilities, including derivatives that are liabilities, shall be subsequently measured at fair value

Initial recognition and measurement

Financial liabilities are classified, at initial recognition, as financial liabilities at fair value through profit or loss, loans and borrowings, payables, or as derivatives designated as hedging instruments in an effective hedge, as appropriate.

All financial liabilities are recognised initially at fair value and, in the case of loans and borrowings and payables, net of directly attributable transaction costs.

The Company's financial liabilities include trade and other payables, loans and borrowings including bank overdrafts, financial guarantee contracts and derivative financial instruments.

NOTES TO FINANCIAL STATEMENTS (CONTD.,)

3 - Property Plant and Equipment

Amount In Rupees in Lakhs

Description	Land	Buildings	Plant and Equipment	Fencing	Vehicles	Total
As at 31 st March 2022 (At Cost)	36.87	8.35	8.52	0.15	0.10	53.99
Additions during the Year	-	-	-	-	-	-
Deletions during the Year	-	-	-	-	-	-
As at 31 st March 2023 (At Cost)	36.87	8.35	8.52	0.15	0.10	53.99
Additions during the Year	-	-	-	-	-	-
Deletions during the Year	-	-	-	-	-	-
As at 31st March 2024 (At Cost)	36.87	8.35	8.52	0.15	0.10	53.99
Depreciation and Amortization						
Opening Depreciation as on 01.04.2022	-	0.99	7.37	-	0.05	8.41
Charge for the Year Ended March 31, 2023	-	0.17	0.01	-	-	0.17
Deletions during the Year	-	-	-	-	-	-
As at 31 st March 2023	-	1.16	7.38	-	0.05	8.59
Charge for the Year	-	0.16	0.01	-	-	0.17
Deletions during the Year	-	-	-	-	-	-
As at 31st March 2024	-	1.32	7.38	-	0.05	8.76
Net Book Value						
As at 31st March 2024	36.87	7.02	1.14	0.15	0.05	45.23
As at 31 st March 2023	36.87	7.19	1.14	0.15	0.05	45.40

4 - Investments (Non- Current)

Amount Rupees in Lakhs

Particulars	As at March 31, 2024		As at March 31, 2023	
Investments in Quoted Equity Instruments (Fair valued through OCI)				
	No. of Shares	Value	No. of Shares	Value
Blue Star Ltd. (Face value of Rs.2/- each)	11600	147.75	5800	79.99
Deep Energy Resources Ltd	-	-	5700	6.12
Geodesic Information Systems Ltd. (Face value of Rs.2/- each)	400	0.01	400	0.01
Igarashi Motors India Ltd	600	2.46	600	2.09
Indraprastha Gas Ltd.	60700	261.50	55900	239.64
Kaya Ltd (Formerly Marico Kaya Enterprises Ltd)	-	-	70	0.18
Marico Ltd. (Face value of Re.1/- each)	-	-	7000	33.59
Nucleus Software Exports Ltd.,	-	-	200	1.28
Yuken India Ltd.	2400	19.56	2400	12.04
Savita Oil Technologies Ltd.	40930	187.79	40930	97.02
Precision Wire India Ltd.	10500	13.46	10500	6.73
IRB Invt Fund.	42700	28.56	11500	7.76
Sub Total		661.08		486.44
Investments in Partnership Firm				
Quality Engineering Works, Trichy		2.73		2.28
Total		663.81		488.73

Additional Information :

4.1. Name of the partners, their share and their capital in Quality Engineering Works (Firm)

Name of the Partners	% Share	Capital Balance	
		31/03/2024	31/03/2023
The Eimco - K.C.P. Limited	99.60%	701.73	590.40
KCP Sugars Agricultural Researchs Farms Limited	0.40%	2.73	2.28
Total	100.00%	704.46	592.68

5 - Deferred Tax Liability

Particulars	As at March 31, 2024	As at March 31, 2023
Deferred Tax Liability		
- Property, Plant & Equipment	0.54	0.36
- Deferred Tax Liability on Fair Value gain investments listed securities @ 11.44%	19.46	-
Sub Total	20.00	0.36
Deferred Tax Asset		
- Unabsorbed Loss under Income Tax Act	5.56	5.56
Sub Total	5.56	5.56
Net Deferred Tax Asset / (Liabilities)	(14.44)	5.20

6 - Inventories

Amount Rupees in Lakhs

Particulars	As at March 31, 2024	As at March 31, 2023
Standing Crops & Others	9.58	10.45
Total	9.58	10.45

7 - Cash and Cash Equivalents

i) Balances with Banks:		
- In Current Accounts	15.69	10.57
- In Fixed Deposits	60.27	56.97
ii) Cash on Hand	0.58	0.47
Total	76.55	68.00

8 - Other Current Assets

Income Tax	2.27	2.90
Total	2.27	2.90

9 - Equity Share Capital

Authorised Share Capital		
50,00,000 Equity Shares of Rs.10/- each	500.00	500.00
Total	500.00	500.00
Issued, Subscribed And Paid Up		
22,50,000 Equity Shares of Rs.10/- each	225.00	225.00
Total	225.00	225.00

9.1. Movement in respect of Equity Shares is given below :

Particulars	As at March 31, 2024		As at March 31, 2023	
	No's.	Amount in Lakhs	No's.	Amount in Lakhs
At the beginning of the period	2250000	225.00	2250000	225.00
(+) Issued during the period	-	-	-	-
(-) Redeemed during the period	-	-	-	-
Outstanding at the end of the period	2250000	225.00	2250000	225.00

9.2. Terms / Rights attached to Equity Shares

The Company has only one class of equity shares having a par value of Rs.10/- per share. The holders of the equity shares are entitled to receive dividends as declared from time to time, and are entitled to voting rights proportionate to their share holding at the meetings of shareholders.

In the event of liquidation of the company, the holders of equity shares will be entitled to receive the remaining assets of the company, after distribution of all preferential amounts. The distribution will be in proportion to the number of equity shares held by the shareholders.

9.3. Details of Shareholders holding more than 5% shares in the Company

Particulars	As at March 31, 2024		As at March 31, 2023	
	No's.	% of Holding	No's.	% of Holding
K.C.P Sugar and Industries Corporation Ltd.	2250000	100%	2250000	100%
Total	2250000	100%	2250000	100%

9.4. Details of Promoter Shareholding

Particulars	As at March 31, 2024		As at March 31, 2023		% of Changes
	No's.	% of Holding	No's.	% of Holding	
K.C.P Sugar and Industries Corporation Ltd.	2250000	100%	2250000	100%	NIL
Total	2250000	100%	2250000	100%	NIL

10 - Other Equity

*Amount In Rupees in Lakhs
For the Year Ended March 31, 2024*

Particulars	Reserves and Surplus	Other Components of Equity	Total
	Retained Earnings	Remeasurement of Net Defined benefit Liability / Asset	
Balance as at April 01,2023	65.31	329.30	394.61
Profit / (Loss) for the period	12.62	-	12.62
Other Comprehensive Income for the Year	-	150.62	150.62
Balance as at March 31, 2024	77.93	479.92	557.85

For the year ended March 31, 2023

Particulars	Reserves and Surplus	Other Components of Equity	Total
	Retained Earnings	Remeasurement of Net Defined benefit Liability / Asset	
Balance as at April 01,2022	52.86	265.02	317.88
Profit / (Loss) for the period	12.45	-	12.45
Other Comprehensive Income for the Year	-	64.28	64.28
Balance as at March 31, 2023	65.31	329.30	394.61

11 - Other Financial Liabilities

Particulars	As at March 31, 2024	As at March 31, 2023
Outstanding Liabilities for Expenses	0.15	1.07
Total	0.15	1.07

12 - Revenue from Operations*Amount In Rupees in Lakhs*

Particulars	Year Ended March 31, 2024	Year Ended March 31, 2023
Sale of products	20.57	13.31
Total	20.57	13.31

13 - Other Income

Change in fair value of financial asset		
Interest income from financial asset measured at amortised cost	6.05	3.32
Dividend Income	10.90	7.97
Share of Profit from Partnership firm	0.45	-
Profit on sale of Investments	5.16	3.45
Total	22.56	14.74

14 - Cost of Material Consumed

Cultivation Charges	0.31	1.39
Labour Charges	2.96	4.48
Brick Work Expenses	16.25	10.07
Total	19.52	15.94

15 - Changes in Inventories of Finished Goods , Work-in-Progress and Stock in Trade

Opening Balance		
Standing Crops	10.45	6.34
Less: Closing Balance		
Standing Crops	(9.58)	(10.45)
Total	0.87	(4.11)

16 - Employee Benefits Expense

Salaries, Wages and Bonus	2.86	2.53
Staff Welfare Expenses	0.25	0.22
Total	3.11	2.75

17 - Depreciation and Amortisation

Depreciation / Amortisation for the Year		
- Tangible Assets	0.16	0.17
Total	0.16	0.17

18 - Other Expenses

Amount In Rupees in Lakhs

Particulars	Year ended March 31, 2024	Year ended March 31, 2023
Pesticides / Fertilizers	1.05	1.45
Repairs and Maintenance:		
- Tractor	0.67	1.14
- Others	0.72	0.58
Payment Made to Auditors (Refer note below)	0.15	0.15
Legal and Professional Charges	0.26	0.14
Loss on Investment made in Quality Engineering	-	0.22
Miscellaneous Expenses	0.36	0.41
Total	3.21	4.09

Payment Made to Statutory Auditors :		
i. As Audit Fee	0.15	0.15
ii. For Taxation Matters	-	-
iii. For Other Services	-	-
iv. For Reimbursement of Expenses	-	-

Disclosure requirements of Indian Accounting Standards (Ind AS)

19 - Disclosures in respect of Ind AS 107 - Financial Instruments

19.1. Financial Instruments by Categories

The carrying value and fair value of financial instruments by categories were as follows:

March 31, 2024

Particulars	Amortized Cost	Financial Assets / Liabilities at Fair Value through Profit or Loss	Financial Assets / Liabilities at Fair Value through OCI
Assets:			
Investment	2.73	-	661.08
Cash & Cash Equivalents	76.55	-	-
Liabilities:			
Other Financial Liabilities	0.15	-	-

March 31, 2023

Particulars	Amortized cost	Financial Assets / Liabilities at Fair Value through Profit or Loss	Financial Assets / Liabilities at Fair Value through OCI
Assets:			
Investment	2.28	-	486.44
Cash & Cash Equivalents	68.00	-	-
Liabilities:			
Other Financial Liabilities	1.07	-	-

20 - Fair Value Hierarchy

- **Level 1** - Quoted prices (unadjusted) in active markets for identical assets or liabilities.
- **Level 2** - Inputs other than quoted prices included within Level 1 that are observable for the asset or liability, either directly (ie., as prices) or indirectly (ie., derived from prices).
- **Level 3** - Inputs for the assets or liabilities that are not based on observable market data (unobservable inputs).

20.1. Valuation Technique used to determine Fair Value:

Specific valuation techniques used to value financial instruments include:

- Use of quoted market prices for Listed instruments

20.2. The following tables present fair value hierarchy of assets and liabilities measured at fair value:

Amount In Rupees in Lakhs

Particulars	For the Year 31/03/2024				For the Year 31/03/2023			
	Level 1	Level 2	Level 3	Total	Level 1	Level 2	Level 3	Total
Financial Assets								
Investments in Quoted Securities	661.08	-	-	661.08	486.44	-	-	486.44

21 - Disclosure in respect of Indian Accounting Standard 24 "Related Parties Disclosures"

(A) Names of related parties and description of relationship:

1. Holding Company K.C.P Sugar and Industries Corporation Ltd

(B) Transactions During the Year - Holding Company - **NIL**

22 - Disclosure in respect of Indian Accounting Standard (Ind AS) - 33 "Earnings Per Share (EPS)" Basic and Diluted EPS

The earnings and weighted average number of ordinary shares used in the calculation of basic EPS and Basic EPS is as follows:

Amount In Rupees in Lakhs

Particulars	For the Year Ended March 31, 2024	For the Year Ended March 31, 2023
Profit / (Loss) for the Year, attributable to the Owners of the Company	-	-
Earnings used in Calculation of Basic Earnings Per Share (A)	12.62	12.45
Weighted Average Number of Ordinary Shares for the Purpose of Basic Earnings Per Share (B)	22.50	22.50
Basic and Diluted EPS (A / B) (in Rs.)	0.56	0.55

Note: Only few ratios are applicable to the Company, which are disclosed in the above table.

- | | |
|---|-------|
| 23. Details relating to loans or advances in the nature of loans to Promoters, Directors, KMP and related parties | - Nil |
| 24. Details relating to Benami Property held by the Company | - Nil |
| 25. Details relating to declaration of the company as wilful defaulter by any bank or financial institution or other lender | - Nil |
| 26. Details relating to the nature of transaction carried out with the struck-off company | - Nil |
| 27. Details relating to the transactions undertaken in Crypto or Virtual currency | - Nil |
| 28. Details relating to the undisclosed income reported | - Nil |
| 29. Details regarding registration or satisfaction of charges with Registrar of Companies, beyond the statutory period | - Nil |
| 30. Details regarding compliance with number of layers of companies | - Nil |
| 31. Details regarding compliance with approved scheme of arrangements | - Nil |
| 32. Note on Rule 3(1) of Companies (Accounts) Rules, 2014 | |

During the financial year 2023 - 24, the company has maintained its books of accounts in the accounting software (Busy Accounting Software) which does not possess the required audit trail functionality and edit log requirements as stipulated by Proviso to Rule 3(1) of the Companies (Accounts) Rules, 2014, as amended. The Company is in the process of migrating to a new accounting software, [Tally Prime Edit Log] during the year, which is expected to be fully operational from Financial year 2024-25. The new software will contain the necessary controls and documentation regarding the adit trail.

33. The Company has not advanced or loaned or invested funds to any other person(s) or entity(ies), including foreign entities (Intermediaries) with the understanding that the Intermediary shall:
- a. directly or indirectly lend or invest in other persons or entities identified in any manner whatsoever by or on behalf of the company (Ultimate Beneficiaries) or
 - b. provide any guarantee, security or the like to or on behalf of the Ultimate Beneficiaries.
34. The Company has not received any fund from any person(s) or entity(ies), including foreign entities (Funding Party) with the understanding (whether recorded in writing or otherwise) that the Company shall:
- a. directly or indirectly lend or invest in other persons or entities identified in any manner whatsoever by or on behalf of the Funding Party (Ultimate Beneficiaries) or
 - b. provide any guarantee, security or the like on behalf of the Ultimate Beneficiaries.

35. Disclosure of various Ratios

S.No.	Name of the Ratio	Numerator	Denominator	March 31, 2024	March 31, 2023	% Change
1.	Current Ratio	Current Assets	Current Liabilities	576.25	75.97	659%
2.	Return on Equity Ratio	Net Profits After Tax - Preference Dividend	Average Shareholder's Equity	0.02	0.02	(15%)
3.	Inventory Turnover Ratio	Sales	Average Inventory	2.05	1.72	19%
4.	Net Capital Turnover Ratio	Net Sales = Total Sales - Sales Return	Working Capital = Current Assets - Current Liabilities	0.24	0.18	38%
5.	Net Profit Ratio	Net Profit After Tax	Net Sales = Total Sales - Sales Return	0.61	0.94	(34%)
6.	Return on Capital Employed	Earning Before Interest and Tax	Total Assets - Current Liabilities + Current Borrowings	0.02	0.01	37%
7.	Return on Investment	Income Generated from Investments	Average Investments	0.32	0.16	(100%)

Note : Only few ratios are applicable to the company, which are disclosed in the above table.

36. Previous year's figures have been regrouped and reclassified wherever necessary.

As per our report of even date attached

For **B.Purushottam & Co.,**
Chartered Accountants
Firm Regn No.: 002808S

B MAHIDHAR KRRISHNA
Partner
Membership No.243632

Place: Chennai
Date : 29/05/2024

For and on behalf of the Board of Directors

IRMGARD VELAGAPUDI
Chairperson
DIN: 00091370

I.L.FLORENCE
Director
DIN: 09273113

**CONSOLIDATED
FINANCIAL STATEMENTS
OF
K.C.P.SUGAR AND INDUSTRIES
CORPORATION LIMITED
AND ITS SUBSIDIARIES**

**FOR THE FINANCIAL YEAR
2023 - 2024**

INDEPENDENT AUDITOR'S REPORT**To the Members of K.C.P Sugar and Industries Corporation Limited****Report on the Consolidated Financial Statements****Opinion**

We have audited the accompanying consolidated financial statements of **K.C.P Sugar and Industries Corporation Limited** (the "Holding Company") and its subsidiaries (the Holding Company and its subsidiaries together referred to as "the Group"), which comprise the consolidated balance sheet as at March 31, 2024, and the consolidated statement of profit and loss (including other comprehensive income), the consolidated statement of changes in equity and the consolidated statement of cash flows for the year then ended, and notes to the consolidated financial statements, including a summary of significant accounting policies and other explanatory information (hereinafter referred to as "the consolidated financial statements").

In our opinion and to the best of our information and according to the explanations given to us, the aforesaid consolidated financial statements give the information required by the Companies Act, 2013 (the "Act") in the manner so required and give a true and fair view in conformity with the Indian Accounting Standards ("Ind AS") prescribed under section 133 of the act read with Companies (Indian Accounting Standards) Rules, 2015, as amended and other accounting principles generally accepted in India, of the consolidated state of affairs of the Group as at March 31, 2024, of consolidated profit and other comprehensive income, consolidated changes in equity and its consolidated cash flows for the year ended on that date.

Basis for Opinion

We conducted our audit of consolidated financial statements in accordance with the Standards on Auditing ("SA's) specified under section 143(10) of the Companies act, 2013. Our responsibilities under those Standards are further described in the Auditor's Responsibilities for the Audit of the Consolidated Financial Statements section of our report. We are independent of the Group in accordance with the Code of Ethics issued by Institute of Chartered Accountants of India (ICAI), together with the ethical requirements that are relevant to our audit of consolidated financial statements under the provisions of the Act and the Rules made thereunder, and we have fulfilled our other ethical responsibilities in accordance with these requirements and the ICAI's Code of Ethics. We believe that the audit evidence obtained by us is sufficient and appropriate to provide a basis for our opinion on the consolidated financial statements.

Key Audit Matters

Key audit matters are those matters that, in our professional judgment and based on the consideration of reports of other auditors on separate financial statements of the component audited by them, were of most significance in our audit of the consolidated financial statements of the current period. These matters were addressed in the context of our audit of the consolidated financial statements as a whole, and in forming our opinion thereon, and we do not provide a separate opinion on these matters.

We have determined the matters described below to be the key audit matters to be communicated in our audit report:

#	Key Audit Matters	How the matter was addressed in our audit
1	<p>Determination of net realizable value of inventory of sugar as at the year ended March 31, 2024.</p> <p>As on March 31, 2024, the Company has inventory of sugar with the carrying value Rs. 11,679.35 lakhs. The inventory of sugar is valued at the lower of cost and net realizable value. We considered the inventory valuation of sugar as a key audit matter given the relative size of the balance in the consolidated financial statements and significant judgment involved in the consideration of factors such as monthly quota, fluctuation in selling prices and the related notifications of the Government in determination of net realizable value.</p>	<p>Our audit procedures included the following:</p> <ol style="list-style-type: none"> 1. We understood and tested the design and operating effectiveness of controls as established by the management in determination of net realizable value of inventory of sugar. 2. Assessing the appropriateness of Company's accounting policy for valuation of finished goods and compliance of the policy with the requirements of the prevailing accounting standards. 3. We considered various factors including the actual selling price prevailing around and subsequent to the year-end, minimum selling price, monthly quota and other notifications of the Government of India, initiatives taken by the Government with respect to sugar industries. 4. Compared the cost of the finished goods with the estimated net realizable value and checked if the finished goods were recorded at net realizable value where the cost was higher than the net realizable value. For the purpose of determining cost, the Company has considered the prevailing market conditions. <p>Based on the above procedures performed, the management's determination of the net realizable value of the inventory of sugar as at the year end and comparison with cost for valuation of inventory, is considered to be reasonable.</p>

Information other than the Consolidated Financial Statements and Auditor's Report thereon

The Holding Company's Management and Board of Directors are responsible for the other information. The other information comprises the information included in the Management Discussion and Analysis, Board's Report including Annexures to Board's Report, Corporate Governance and Shareholder's Information, but does not include the consolidated financial statements and our auditor's report thereon.

Our opinion on the consolidated financial statements does not cover the other information and we do not express any form of assurance conclusion thereon.

In connection with our audit of the consolidated financial statements, our responsibility is to read the other information and, in doing so, consider whether the other information is materially inconsistent with the consolidated financial statements or our knowledge obtained during the course of our audit or otherwise appears to be materially misstated.

When we read these reports, if we conclude that there is a material misstatement therein, we are required to communicate to those charged with governance and take necessary actions as required under applicable laws and regulations.

Management's and Board of Directors Responsibilities for the Consolidated Financial Statements

The Holding Company's Management and the Board of Directors are responsible for the matters stated in section 134(5) of the Act with respect to the preparation and presentation of these consolidated financial statements that give a true and fair view of the consolidated financial position, consolidated financial performance including other comprehensive income, consolidated changes in equity and consolidated cash flows of the Group in accordance with the Ind AS and other accounting principles generally accepted in India. The respective Boards of Directors of the companies included in the Group are responsible for maintenance of adequate accounting records in accordance with the provisions of the Act for safeguarding the assets of the Group and for preventing and detecting frauds and other irregularities; selection and application of appropriate accounting policies; making judgments and estimates that are reasonable and prudent; and design, implementation and maintenance of adequate internal financial controls, that were operating effectively for ensuring the accuracy and completeness of the accounting records, relevant to the preparation and presentation of the consolidated financial statements that give a true and fair view and are free from material misstatement, whether due to fraud or error, which have been used for the purpose of preparation of the consolidated financial statements by the Directors of the Company, as aforesaid.

In preparing the consolidated financial statements, the respective Management and the Board of Directors of the Companies included in the Group are responsible for assessing the ability of the respective entities to continue as a going concern, disclosing, as applicable, matters related to going concern and using the going concern basis of accounting unless the respective Boards of Directors either intend to liquidate their respective entities or to cease operations, or have no realistic alternative but to do so.

The respective Board of Directors of the Companies included in the Group are also responsible for overseeing the financial reporting process of each Company.

Auditor's Responsibilities for the Audit of the Consolidated Financial Statements

Our objectives are to obtain reasonable assurance about whether the consolidated financial statements as a whole are free from material misstatement, whether due to fraud or error, and to issue an auditor's report that includes our opinion. Reasonable assurance is a high level of assurance, but is not a guarantee that an audit conducted in accordance with SAs will always detect a material misstatement when it exists. Misstatements can arise from fraud or error and are considered material if, individually or in the aggregate, they could reasonably be expected to influence the economic decisions of users taken on the basis of these consolidated financial statements.

As part of an audit in accordance with SAs, we exercise professional judgment and maintain professional skepticism throughout the audit. We also:

- Identify and assess the risks of material misstatement of the consolidated financial statements, whether due to fraud or error, design and perform audit procedures responsive to those risks, and obtain audit evidence that is sufficient and appropriate to provide a basis for our opinion. The risk of not detecting a material misstatement resulting from fraud is higher than for one resulting from error, as fraud may involve collusion, forgery, intentional omissions, misrepresentations, or the override of internal control.
- Obtain an understanding of internal financial control relevant to the audit in order to design audit procedures that are appropriate in the circumstances. Under section 143(3)(i) of the Act, we are also responsible for expressing our opinion on whether the Holding Company and its subsidiary companies which are companies incorporated in India, has adequate internal financial controls system in place and the operating effectiveness of such controls.
- Evaluate the appropriateness of accounting policies used and the reasonableness of accounting estimates and related disclosures made by the Management and the Board of Directors.
- Conclude on the appropriateness of the Management and Board of Directors use of the going concern basis of accounting and, based on the audit evidence obtained, whether a material uncertainty exists related to events or conditions that may cast significant doubt on the ability of the

Group to continue as a going concern. If we conclude that a material uncertainty exists, we are required to draw attention in our auditor's report to the related disclosures in the consolidated financial statements or, if such disclosures are inadequate, to modify our opinion. Our conclusions are based on the audit evidence obtained up to the date of our auditor's report. However, future events or conditions may cause the Group to cease to continue as a going concern.

- Evaluate the overall presentation, structure and content of the consolidated financial statements, including the disclosures, and whether the consolidated financial statements represent the underlying transactions and events in a manner that achieves fair presentation.
- Obtain sufficient appropriate audit evidence regarding the financial information of the entities within the Group to express an opinion on the consolidated financial statements. We are responsible for the direction, supervision and performance of the audit of the standalone financial statements of such entities included in the consolidated financial statements of which we are the independent auditors.

Materiality is the magnitude of misstatements in the consolidated financial statements that, individually or in aggregate, makes it probable that the economic decisions of a reasonably knowledgeable user of the consolidated financial statements may be influenced. We consider quantitative materiality and qualitative factors in (i) planning the scope of our audit work and in evaluating the results of our work; and (ii) to evaluate the effect of any identified misstatements in the consolidated financial statements.

We communicate with those charged with governance of the Holding Company and such other entities included in the consolidated financial statements of which we are the independent auditors regarding, among other matters, the planned scope and timing of the audit and significant audit findings, including any significant deficiencies in internal control that we identify during our audit.

We also provide those charged with governance with a statement that we have complied with relevant ethical requirements regarding independence, and to communicate with them all relationships and other matters that may reasonably be thought to bear on our independence, and where applicable, related safeguards.

From the matters communicated with those charged with governance, we determine those matters that were of most significance in the audit of the consolidated financial statements of the current period and are therefore the key audit matters. We describe these matters in our auditor's report unless law or regulation precludes public disclosure about the matter or when, in extremely rare circumstances, we determine that a matter should not be communicated in our report because the adverse consequences of doing so would reasonably be expected to outweigh the public interest benefits of such communication.

Other Matters

We did not audit the financial statements of one subsidiary included in the Statement, whose financial statements reflects total assets (before consolidation adjustments) of INR 724.46 lakhs as 31 March 2024, total income (before consolidation adjustments) of INR 177.13 lakhs and net total profit after tax (before consolidation adjustments) of INR 10.04 lakhs and net cash outflows (before consolidation adjustments) of INR 54.66 lakhs for the year ended on that date, as considered in the Statement. These financial statements have been audited by another auditor whose audit report has been furnished to us by the Management, and our opinion on the consolidated financial statements, in so far as it relates to the amounts and disclosures included in respect of this subsidiary, and our report in terms of sub-section (3) of section 143 of the Act, in so far as it relates to the aforesaid subsidiary, is based solely on the report of such other auditor.

Our opinion on the consolidated financial statements and our report on Other Legal and Regulatory Requirements below, is not modified in respect of above matters with respect to our reliance of work done and reports of the other auditors.

Report on Other Legal and Regulatory Requirements

1. As required by clause (xxi) of paragraph 3 and paragraph 4 of Companies (Auditor's Report) Order, 2020 ("the Order") issued by the Central Government of India in terms of section 143(11) of the Act and based on the consideration of the Order reports issued by us for the Holding Company and the its subsidiaries included in the consolidated financial statements, to which the Order is

applicable, we report that there are no qualifications of adverse remarks reported in the respective Order reports of such Companies.

2. As required by Section 143(3) of the Act, we report, to the extent applicable, that:
- a) We have sought and obtained all the information and explanations which to the best of our knowledge and belief were necessary for the purposes of our audit of the aforesaid consolidated financial statements.
 - b) In our opinion, proper books of account as required by law relating to preparation of the aforesaid consolidated financial statements have been kept so far as it appears from our examination of those books.
 - c) The consolidated balance sheet, the consolidated statement of profit and loss (including other comprehensive income), consolidated statement of changes in equity and the consolidated statement of cash flows dealt with by this Report are in agreement with the relevant books of account maintained for the purpose of preparation of the consolidated financial statements.
 - d) In our opinion, the aforesaid consolidated financial statements comply with the Ind AS specified under section 133 of the Act.
 - e) On the basis of the written representations received from the Directors of the Holding Company as on March 31, 2024 taken on record by the Board of Directors, none of the directors of the Group companies incorporated in India is disqualified as on March 31, 2024 from being appointed as a director in terms of Section 164(2) of the Act.
 - f) With respect to the adequacy of the internal financial controls over financial reporting of the Group and the operating effectiveness of such controls, refer to our separate Report in "Annexure A" which is based on the auditor's reports of the company and its subsidiaries incorporated in India. Our report expresses an unmodified opinion on the adequacy and operating effectiveness of internal financial controls over financial reporting of those companies, for the reasons stated therein.
 - g) With respect to the other matters to be included in the Auditor's Report in accordance with the requirements of section 197(16) of the Act, as amended:

In our opinion and to the best of our information and according to the explanations given to us, the managerial remuneration of INR 60.51 lakhs paid by the Holding Company to its Managing Director and the Chairman during the year represents the minimum remuneration for the fourth consecutive financial year of their tenure. Schedule V of the Act restricts the payment of minimum remuneration to a period of three years in the absence of adequate profits. The above remuneration paid is compliant with section 197 and Schedule V of the Act, subject to approval by the shareholders in its general meeting. Refer note 54 to the consolidated financial statements.

- h) With respect to the other matters to be included in the Auditor's Report in accordance with Rule 11 of the Companies (Audit and Auditors) Rules, 2014, as amended, in our opinion and to the best of our information and according to the explanations given to us and based on the consideration of the reports of other auditors on separate financial statements of the subsidiary, as noted in the "Other Matters" paragraph:
 - i. The consolidated financial statements disclose the impact of pending litigations on the consolidated financial position of the Group. Refer note 38.1 to the consolidated financial statements.
 - ii. The Group did not have any material foreseeable losses on long-term contracts including derivative contracts.

- iii. There has been no delay in transferring amounts, which were required to be transferred, to the Investor Education and Protection Fund by the Holding Company and its subsidiary companies incorporated in India.
- iv. (a) The respective management of the Holding Company have represented, to the best of its knowledge and belief, as disclosed in note 55 to the consolidated financial statements, that no funds (which are material either individually or in aggregate) have been advanced or loaned or invested (either from borrowed funds or share premium or any other sources or kind of funds) by the Holding Company to or in any other person or entity, including foreign entity ("Intermediaries"), with the understanding, whether recorded in writing or otherwise, that the Intermediary shall, whether directly or indirectly lend or invest in other persons or entities identified in any manner whatsoever by or on behalf of the Holding Company ("Ultimate Beneficiaries") or provide any guarantee, security or the like on behalf of the Ultimate Beneficiaries;
- (b) The respective management of the Holding Company have represented, to the best of its knowledge and belief, as disclosed in note 56 to the consolidated financial statements, that no funds (which are material either individually or in aggregate) have been received by the Holding Company from any person or entity, including foreign entity ("Funding Parties"), with the understanding, whether recorded in writing or otherwise, that the Company shall, whether directly or indirectly lend or invest in other persons or entities identified in any manner whatsoever by or on behalf of the Funding Party ("Ultimate Beneficiaries") or provide any guarantee, security or the like on behalf of the Ultimate Beneficiaries;
- (c) Based on the audit procedures that have been considered reasonable and appropriate in the circumstances, nothing has come to our notice that has caused us to believe that the representations under sub-clause (i) and (ii) of Rule 11(e), as provided under (a) and (b) above, contain any material misstatement.
- v. (a) The final dividend proposed in the previous year, declared and paid by the Holding Company during the year is in accordance, with Section 123 of the Act, as applicable.
- (b) The Board of Directors of the Holding Company have proposed final dividend for the year which is subject to the approval of the members at the ensuing Annual General Meeting. The amount of dividend proposed is in accordance with section 123 of the Act, as applicable.
- vi. Based on our examination, which included test checks, performed by us on the Holding Company and its subsidiaries, which are companies incorporated in India, whose financial statements have been audited under the Act, except for the instances mentioned below, have used an accounting software for maintaining its books of accounts for the period ended March 31, 2024, which has a feature of recording audit trail (edit log) facility and the same has operated throughout the year for all relevant transactions recorded in the software. Further, during the course of the audit we did not come across any instance of the audit trail feature being tampered with.

Two subsidiaries, which are companies incorporated in India, have used an accounting software which did not have a feature of recording audit trail (edit log) facility and the same was not operated throughout the year for all relevant transactions recorded in the software. Consequently, we are unable to comment on the audit trail requirements of the said software as envisaged under Rule 11(g) of the Act. Refer note 53 to the consolidated financial statements.

The audit trail requirements under Rule 11(g) of the Act is not applicable to one step-down subsidiary being a partnership firm in India. Consequently, we are unable to comment on the audit trail requirements under the aforesaid rule in respect of this step-down subsidiary.

As proviso to Rule 3(1) of the Companies (Accounts) Rules, 2014 is applicable from 01 April 2023, reporting under rule Rule 11(g) of the Companies (Audit and Auditors) Rules, 2014 on preservation of audit trail as per the statutory requirements for record retention is not applicable for the financial year ended March 31, 2024.

for **B. Purushottam & Co.**
Chartered Accountants
Firm's Registration No. 002808S

B Mahidhar Krrishna
Partner
Membership No. 243632
UDIN: 24243632BKCOGU4875

Place : Chennai
Date : 29/05/2024

Annexure A to the Independent Auditor's Report on the Consolidated Financial Statements of K.C.P. Sugar and Industries Corporation Limited for the year ended March 31, 2024

Report on the Internal Financial Controls Over Financial Reporting under Clause (i) of Subsection 3 of Section 143 of the Companies Act, 2013 ("the Act")

(Referred to in paragraph 2(f) under 'Report on Other Legal and Regulatory Requirements' section of our report of even date)

In conjunction with our audit of the consolidated financial statements of the Company as of and for the year ended March 31, 2024, we have audited the internal financial controls over financial reporting of K.C.P Sugar and Industries Corporation Limited (hereinafter referred to as "the Holding Company") and its subsidiary companies, which are companies incorporated in India, as of that date.

Management's and Board of Director's Responsibilities for Internal Financial Controls

The Board of Directors of the Holding Company and its subsidiary companies, which are companies incorporated in India, are responsible for establishing and maintaining internal financial controls based on the internal control over financial reporting criteria established by the respective Companies considering the essential components of internal control stated in the Guidance Note on Audit of Internal Financial Controls Over Financial Reporting issued by the Institute of Chartered Accountants of India ("the ICAI"). These responsibilities include the design, implementation and maintenance of adequate internal financial controls that were operating effectively for ensuring the orderly and efficient conduct of its business, including adherence to the respective company's policies, the safeguarding of its assets, the prevention and detection of frauds and errors, the accuracy and completeness of the accounting records, and the timely preparation of reliable financial information, as required under the Act.

Auditor's Responsibility

Our responsibility is to express an opinion on the internal financial controls over financial reporting of the Holding Company and its subsidiary companies, which are companies incorporated in India, based on our audit. We conducted our audit in accordance with the Guidance Note on Audit of Internal Financial Controls Over Financial Reporting (the "Guidance Note") issued by the Institute of Chartered Accountants of India and the Standards on Auditing, prescribed under Section 143(10) of the Companies Act, 2013, to the extent applicable to an audit of internal financial controls. Those Standards and the Guidance Note require that we comply with ethical requirements and plan and perform the audit to obtain reasonable assurance about whether adequate internal financial controls over financial reporting was established and maintained and if such controls operated effectively in all material respects.

Our audit involves performing procedures to obtain audit evidence about the adequacy of the internal financial controls system over financial reporting and their operating effectiveness. Our audit of internal financial controls over financial reporting included obtaining an understanding of internal financial controls over financial reporting, assessing the risk that a material weakness exists, and testing and evaluating the design and operating effectiveness of internal control based on the assessed risk. The procedures selected depend on the auditor's judgement, including the assessment of the risks of material misstatement of the consolidated financial statements, whether due to fraud or error.

We believe that the audit evidence we have obtained is sufficient and appropriate to provide a basis for our audit opinion on the internal financial controls system over financial reporting of the Holding Company and its subsidiary companies, which are companies incorporated in India.

Meaning of Internal Financial Controls over Financial Reporting

A company's internal financial control over financial reporting is a process designed to provide reasonable assurance regarding the reliability of financial reporting and the preparation of consolidated financial statements for external purposes in accordance with generally accepted accounting principles. A company's internal financial control over financial reporting includes those policies and procedures that:

(1) pertain to the maintenance of records that, in reasonable detail, accurately and fairly reflect the transactions and dispositions of the assets of the company;

(2) provide reasonable assurance that transactions are recorded as necessary to permit preparation of consolidated financial statements in accordance with generally accepted accounting principles, and that receipts and expenditures of the company are being made only in accordance with authorisations of management and directors of the company; and

(3) provide reasonable assurance regarding prevention or timely detection of unauthorised acquisition, use, or disposition of the company's assets that could have a material effect on the consolidated financial statements.

Inherent Limitations of Internal Financial Controls Over Financial Reporting

Because of the inherent limitations of internal financial controls over financial reporting, including the possibility of collusion or improper management override of controls, material misstatements due to error or fraud may occur and not be detected. Also, projections of any evaluation of the internal financial controls over financial reporting to future periods are subject to the risk that the internal financial control over financial reporting may become inadequate because of changes in conditions, or that the degree of compliance with the policies or procedures may deteriorate.

Opinion

In our opinion and to the best of our information and according to the explanations given to us, the Holding Company and its subsidiary companies, which are companies incorporated in India, have, in all material respects, an adequate internal financial controls system over financial reporting and such internal financial controls over financial reporting were operating effectively as at March 31, 2024, based on the internal control over financial reporting criteria established by the respective companies considering the essential components of internal control stated in the Guidance Note on Audit of Internal Financial Controls Over Financial Reporting issued by the Institute of Chartered Accountants of India.

for **B. Purushottam & Co.**
Chartered Accountants
Firm's Registration No. 002808S

B Mahidhar Krrishna
Partner
Membership No. 243632
UDIN: 24243632BKCOGU4875

Place : Chennai
Date : 29/05/2024

CONSOLIDATED FINANCIAL STATEMENTS

Amount in Rupees in Lakhs

Particulars	Note No.	Figures as at the end of Current Reporting Period March 31, 2024	Figures as at the end of the Previous Reporting Period March 31, 2023
ASSETS			
Non-current assets			
(a) Property, plant and equipment	3	10031.58	9930.41
(b) Capital work-in-progress		-	6.09
(c) Other Intangible assets	4	18.03	18.24
(d) Intangible Asset under Development	4a	65.25	65.25
(e) Financial assets			
(i) Investments	5	19052.63	13281.24
(ii) Other Financial Assets	6	92.54	92.47
(f) Other non-current assets	7	405.35	405.35
Current assets			
(a) Inventories	8	20475.45	23028.64
(b) Financial Assets			
(i) Investments	9	7272.46	7102.60
(ii) Trade receivables	10	2920.27	2211.31
(iii) Cash and cash equivalents	11	2295.42	3794.70
(iv) Bank Balances other than (iii) above	12	2395.48	1124.40
(v) Other financial assets	13	15.74	13.55
(c) Current Tax Assets (Net)	14	2.27	319.94
(d) Other current assets	15	1294.76	957.09
Asset held for sale	16	239.50	435.26
Total Assets		66576.74	62786.55
EQUITY AND LIABILITIES			
Equity			
(a) Equity Share capital	17	1133.85	1133.85
(b) Other equity	18	42734.05	36150.97
Liability			
Non-current liabilities			
(a) Financial Liabilities			
(i) Borrowings	19	3288.95	4273.94
(ii) Other Financial liabilities	20	98.09	86.75
(b) Provisions	21	1071.14	1105.52
(d) Deferred tax liabilities (net)	22	1107.58	352.62
(e) Other Non Current Liabilities	23	84.67	82.85
Current liabilities			
(a) Financial Liabilities			
(i) Borrowings	24	11378.27	14085.72
(ii) Trade payables	25		
a) Total outstanding dues of micro enterprises and small enterprises		58.65	13.09
b) Total outstanding dues of creditors other than micro enterprises and small enterprises		1632.43	1376.19
(iii) Other financial liabilities	26	1519.09	1124.67
(b) Other current liabilities	27	2053.65	2825.79
(c) Short Term provisions	28	141.48	174.58
(d) Current Tax Liabilities (Net)	29	274.83	-
Total Equity and Liabilities		66576.74	62786.55

The accompanying notes form an integral part of these financial statements

As per our report of even date attached

For and on behalf of the Board of Directors

For B. PURUSHOTTAM & CO.Chartered Accountants
FRN 002808S**B.Mahidhar Krrishna**
Partner
Membership No.: 243632**K.PANNEER SELVAN**
Chief Financial Officer
CMA M No.9894**T.KARTHIK NARAYANAN**
Company Secretary &
Compliance Officer
M No.A51274**IRMGARD VELAGAPUDI**
Managing Director
Din : 00091370**KIRAN VELAGAPUDI**
Executive Director
Din : 00091466Place : Chennai
Date : 29/05/2024

Amount in Rupees in Lakhs

Particulars	Note No.	Figures for the Current Reporting Period March 31, 2024	Figures for the Previous Reporting Period March 31, 2023
I Revenue from operations	30	34568.10	28952.30
II Other income	31	6858.29	6788.97
III Total Income (I+II)		41426.39	35741.26
IV Expenses			
Cost of material consumed	32	19539.56	20873.82
Purchase of Stock-in-trade		147.66	243.66
Changes in inventories of finished goods, work-in-progress and stock-in-trade	33	5560.84	(872.30)
Employee benefits expense	34	3477.78	3396.86
Finance costs	35	1119.24	1429.22
Depreciation and Amortisation	36	588.38	549.87
Other expenses	37	3911.11	4773.01
Total expenses (IV)		34344.57	30394.14
V Profit/(loss) before exceptional items and tax		7081.82	5346.72
VI Exceptional items - Profit on sale of Asset held for sale		804.42	1673.15
VII Profit/(loss) before tax		7886.24	7020.88
VIII Tax expense			
- Current Tax		576.25	312.09
- Deferred Tax		720.94	916.33
- Provision for taxation relating to earlier years		(26.90)	(24.95)
IX Profit/(loss) for the period		6615.95	5817.40
X Other Comprehensive Income			
Items that will not be reclassified to profit or loss			
Equity instruments through other comprehensive income		170.07	64.28
Remeasurements of defined benefit plan actuarial gains/ (losses)		57.85	(14.51)
Income tax expense on above		34.02	(3.65)
		193.91	53.42
XI Total Comprehensive Income for the period (Comprising profit and other comprehensive income for the period)		6809.85	5870.82
XII Earnings per equity share			
(1) Basic		5.83	5.13
(2) Diluted		5.83	5.13

The accompanying notes form an integral part of these financial statements

As per our report of even date attached

For and on behalf of the Board of Directors

For B. PURUSHOTTAM & CO.
Chartered Accountants
FRN 002808S

IRMGARD VELAGAPUDI
Managing Director
Din : 00091370

B.Mahidhar Krrishna
Partner
Membership No.: 243632

K.PANNEER SELVAN
Chief Financial Officer
CMA M No.9894

T.KARTHIK NARAYANAN
Company Secretary &
Compliance Officer
M No.A51274

KIRAN VELAGAPUDI
Executive Director
Din : 00091466

Place : Chennai
Date : 29/05/2024

CONSOLIDATED FINANCIAL STATEMENTS

Amount in Rupees in Lakhs

Particulars	For Year Ended March 31, 2024	For Year Ended March 31, 2023
Cash flows from operating activities		
Total Income for the Period(PBT)	7886.24	7020.63
Adjustments:		
- Interest income	(582.65)	(238.85)
- Loss/(Profit) on sale of Property, plant and equipment	(805.10)	(1702.97)
- Loss/(Profit) on sale of Investment	(22.55)	(3820.90)
- Balance Written off	0.00	(49.49)
- Excess Provision Credited Back	(260.43)	(244.01)
- Adjustment for OCI	227.92	(78.80)
- Interest expense	1119.24	1360.79
- Dividend Income	(408.08)	(292.17)
- Profit from Partnership firm	0.00	54.88
- Difference in foreign exchange	0.00	4.82
- Fair Value Adjustment	(5004.69)	(1371.76)
- Depreciation and amortization	588.38	549.87
Operating cash flow before working capital changes	2738.29	1192.05
Changes in		
- Decrease/(Increase) In Trade Receivables	(708.97)	630.99
- Decrease/(Increase) In Inventory	2553.19	(1273.90)
- Decrease/(Increase) In Other current Financial Asset(s)	(2.19)	(47.27)
- Decrease/(Increase) In Other current Asset(s)	(337.69)	376.41
- Decrease/(Increase) In Current investments	(169.85)	554.40
- Decrease/(Increase) Other Financial Assets - Non current	(0.06)	(9.74)
- Decrease/(Increase) In Other non-current asset	0.00	175.26
(Decrease)/Increase In Long term Provisions	226.05	332.38
(Decrease)/Increase In non-current Financial liabilities	11.34	0.00
(Decrease)/Increase In Trade Payables current	301.80	(699.44)
(Decrease)/Increase In other Current liabilities	(770.32)	(66.15)
(Decrease)/Increase In Other financial liabilities current	394.42	253.93
(Decrease)/Increase In Short Term provisions current	(33.10)	17.63
Income taxes paid	43.14	(719.23)
Net Cash generated from / (used in) operations	1507.76	(474.74)
Cash flows from investing activities		
Purchase of Property, plant and equipment	(683.25)	(895.39)
Purchase of Investments	(1008.39)	(83.82)
Proceeds from sale of Property, plant and equipment	1000.86	2114.91
Proceeds from sale of Investments	264.23	4328.77
Dividend Income	408.08	292.17
Investment made in Non Current Investments(not)	0.00	(3181.09)
Decrease / (Increase) in Bank Balances other than Cash and Cash Equivalents	(1271.08)	(138.31)
Interest received	582.65	238.85
Net cash generated from/(used in) investing activities	(706.89)	2676.09
Cash flows from financing activities		
Proceeds from / (repayment of) long term and short term borrowings	(3692.44)	(46.60)
Interest paid	(1119.24)	(1360.79)
Dividend paid	(226.77)	(113.39)
Net cash used in financing activities	(5038.45)	(1520.77)
Increase in cash and cash equivalents	(1499.29)	1873.62
Cash and cash equivalents at the beginning of the year	3794.70	1922.08
Cash and cash equivalents at the end of the year	2295.42	3794.70
Components of cash and cash equivalents (refer note 11)		
Cash on hand	7.35	11.37
Balances with banks	2288.07	3783.33
Total cash and cash equivalents	2295.42	3794.70

The accompanying notes form an integral part of these financial statements

As per our report of even date attached

For and on behalf of the Board of Directors

For B. PURUSHOTTAM & CO.Chartered Accountants
FRN 002808S**B.Mahidhar Krrishna**Partner
Membership No.: 243632**IRMGARD VELAGAPUDI**Managing Director
Din : 00091370Place : Chennai
Date : 29/05/2024**K.PANNEER SELVAN**
Chief Financial Officer
CMA M No.9894**T.KARTHIK NARAYANAN**
Company Secretary &
Compliance Officer
M No.A51274**KIRAN VELAGAPUDI**
Executive Director
Din : 00091466

STATEMENT OF CHANGES IN EQUITY FOR THE PERIOD ENDED MARCH 31, 2024 (CONTD.,)



CONSOLIDATED FINANCIAL STATEMENTS

A) Equity Share Capital Amount In Rupees In Lakhs

Particulars	Balance at the beginning of the reporting period	Changes in equity share capital during the year	Balance at the end of the reporting period
For the year ended 31st March, 2023	1,133.85	-	1,133.85
For the year ended 31st March, 2024	1,133.85	-	1,133.85

B) Other Equity

Particulars	Reserves and Surplus			Other Components of Equity		Total
	General Reserve	Investment allowance reserve utilised	Capital redemption reserve	Remeasurement of Net Defined benefit	Fair value Changes of Investments (Net)	
Balance as at April 01, 2022	11,322.43	45.05	155.45	47.43	265.02	30,393.78
Dividend paid						(113.39)
Profit / (Loss) for the period				5.85		5,823.00
Other Comprehensive Income for the Year				47.57		47.57
Balance as at March 31, 2023	11,322.43	45.05	155.45	100.85	265.02	36,150.97
Dividend paid						(226.77)
Profit / (Loss) for the period						6,615.95
Other Comprehensive Income for the Year				23.84	170.07	193.91
Balance as at March 31, 2024	11,322.43	45.05	155.45	124.69	435.09	42,734.05

The accompanying notes form an integral part of these financial statements

As per our report of even date attached

For **B. PURUSHOTTAM & CO.**

Chartered Accountants

FRN 002808S

B. Mahidhar Krrishna

Partner

Membership No.: 243632

Place : Chennai

Date : 29/05/2024

For and on behalf of the Board of Directors

IRMGARD VELAGAPUDI

Managing Director

Din : 00091370

KIRAN VELAGAPUDI

Executive Director

Din : 00091466

T. KARTHIK NARAYANAN

Company Secretary &

Compliance Officer

M No. A51274

K.PANNEER SELVAN

Chief Financial Officer

CMA M No. 9894

1. Corporate Information

K.C.P Sugar and Industries Corporation Ltd is a listed entity, one among the leading sugar manufacturing companies in India. The Company has a Sugar factory at Vuyyuru, Krishna District, Andhra Pradesh with a sugarcane crushing capacity of 7500 tons per day. Its allied business consists of manufacturing and marketing of Rectified Spirit, Ethanol, surgical spirit, Incidental Cogeneration of Power, Organic Manure, Mycorrhiza Vam, Calcium Lactate, Co2, processing of urad dal and Engineering unit. It has its registered office at 239/183, Ramakrishna Building, Anna Salai, Chennai, Tamil Nadu 600006, India.

The financial statements were approved by the Board of Directors and authorised for issued on 29.05.2024

Note 1. Significant Accounting Policies

(a) Statement of compliance:

The financial statements of the Company have been prepared in accordance with Indian Accounting Standards ("Ind AS") notified under the Companies (Indian Accounting Standards) Rules, 2015, notified under Sec 133 of The Companies Act, 2013. The accounting policies as set out below have been applied consistently to all years presented in these financial statements.

(b) Basis of preparation and presentation:

These financial statements have been prepared on a historical cost basis, except for certain financial instruments and net defined benefit liability, that are measured at fair value at the end of each reporting period, as explained in the accounting policies below.

(c) Critical accounting estimates and judgments

The preparation of financial statements in conformity with Ind AS requires management to make judgements, estimates and assumptions, that affect the application of accounting policies and the reported amounts of assets and liabilities, disclosures of contingent liabilities at the date of the financial statements and the reported amounts of revenue and expenses for the years presented. Actual results may differ from these estimates.

Estimates and underlying assumptions are reviewed on an ongoing basis. Revisions to accounting estimates are recognised in the period in which the estimates are revised and in any future periods affected.

In particular, information about significant areas of estimation, uncertainty and critical judgments in applying accounting policies that have the most significant effect on the amounts recognized in the financial statements pertain to:

- **Useful lives of property, plant and equipment and intangible assets:** The Company has estimated useful life of each class of assets based on the nature of assets, the estimated usage of the asset, the operating condition of the asset, past history of replacement, anticipated technological changes, etc. The Company reviews the carrying amount of property, plant and equipment and intangible assets at the Balance Sheet date. This reassessment may result in change in depreciation expense in future periods.
- **Impairment testing:** Property, plant and equipment and intangible assets are tested for impairment when events occur or changes in circumstances indicate that the recoverable amount of the cash generating unit is less than its carrying value. The recoverable amount of cash generating units is higher of value-in-use and fair value less cost to sell. The calculation involves use of significant estimates and assumptions which includes turnover and earnings multiples, growth rates and net margins used to calculate projected future cash flows, risk-adjusted discount rate, future economic and market conditions.
- **Income Taxes:** Deferred tax assets are recognized to the extent that it is regarded as probable that deductible temporary differences can be realized. The Company estimates deferred tax assets and liabilities based on current tax laws and rates and in certain cases, business plans, including management's expectations regarding the manner and timing of recovery of the related assets. Changes in these estimates may affect the amount of deferred tax liabilities or the valuation of deferred tax assets and there the tax charge in the statement of profit or loss.

Provision for tax liabilities require judgements on the interpretation of tax legislation, developments in case law and the potential outcomes of tax audits and appeals which may be subject to significant uncertainty. Therefore the actual results may vary from expectations resulting in adjustments to provisions, the valuation of deferred tax assets, cash tax settlements and therefore the tax charge in the statement of profit or loss.

- **Fair value measurement financial instruments:** The fair value of financial instruments that are not traded in an active market is determined by using valuation techniques. This involves significant judgements to select a variety of methods and make assumptions that are mainly based on market conditions existing at the Balance Sheet date. Fair value of financial instruments, that are traded in active market is determined from market prices as reduced by estimated cost of trading.
- **Litigation:** From time to time, the Company is subject to legal proceedings the ultimate outcome of each being always subject to many uncertainties inherent in litigation. A provision for litigation is made when it is considered probable that a payment will be made and the amount of the loss can be reasonably estimated. Significant judgment is made when evaluating, among other factors, the probability of unfavorable outcome and the ability to make a reasonable estimate of the amount of potential loss. Litigation provisions are reviewed at each accounting period and revisions made for the changes in facts and circumstances.
- **Defined benefit plans:** The cost of the defined benefit plans and the present value of the defined benefit obligation are based on actuarial valuation using the projected unit credit method. An actuarial valuation involves making various assumptions that may differ from actual developments in the future. These include the determination of the discount rate, future salary increases and mortality rates. Due to the complexities involved in the valuation and its long term nature, a defined benefit obligation is highly sensitive to changes in these assumptions. All assumptions are reviewed at each Balance Sheet date.

(d) **Functional currency :**

These financial statements are presented In Indian Rupees (INR) which is also the Company's functional currencies.

(e) **Revenue recognition :**

Revenue is measured at the fair value of the consideration received or receivable. Revenue comprise of sale of sugar, and other sugar auxiliary products. Revenue is recognised when following conditions are satisfied:

- the company transfers to the buyer the significant risks and rewards of ownership of the goods
- the entity retains neither continuing managerial involvement to the degree usually associated with ownership nor effective control over the goods sold;
- the amount of revenue can be measured reliable
- it is probable that the economic benefits associated with the transaction will flow to the entity; and
- the costs incurred or to be incurred in respect of the transaction can be measured reliably.

Revenue from sales of goods or rendering of services is net of Indirect taxes, returns and discounts.

Interest

Interest income is accrued on a time proportion basis using the effective interest rate method.

Dividend

Dividend income is recognised on cash basis.

(f) **Employee Benefits (other than for persons engaged through contractors):**

- i. **Provident Fund:** The eligible employees of the Company are entitled to receive benefits under the provident fund, a defined contribution plan, in which both employees and the Company

make monthly contributions at a specified percentage of the covered employees' salary (currently 12% of employees' salary), which is recognised as an expense in the Statement of Profit and Loss during the year. Amounts collected under the provident fund plan are deposited with Government administered provident fund. The Company has no further obligation to the plan beyond its monthly contributions.

ii. Gratuity Fund

Gratuity is a defined benefit plan, provided in respect of past services based on the actuarial valuation carried out by LIC of India and corresponding contribution to the fund is expensed in the year of such contribution.

The scheme is funded by the company for employees and the liability is recognized on the basis of contribution payable to the insurer i.e the Life Insurance Corporation of India. However, the disclosure of information as required under Ind As -19 have been made in accordance with the actuarial valuation.

iii. Compensated Absences

Entitlement to annual leave is recognised based on actuarial valuation. The Company determines the liability for such accumulated leave at each Balance Sheet date and the same is charged to revenue accordingly

iv. Other Employee Benefits

Other benefits, comprising of discretionary Long Service Awards and Leave Travel Allowances, are determined on an undiscounted basis and recognised based on the entitlement thereof.

(g) Property, Plant and Equipment:

Property, plant and equipment are stated at cost less accumulated depreciation and accumulated impairment losses, if any.

All property, plant and equipment are initially recorded at cost. Cost includes the acquisition cost or the cost of construction, including duties and taxes (other than those refundable), expenses directly related to the location of assets and making them operational for their intended use and, in the case of qualifying assets, the attributable borrowing costs (refer note no. 2(p) below). Initial estimate shall also include costs of dismantling and removing the item and restoring the site on which it is located.

Subsequent expenditure relating to property, plant and equipment is capitalised only when it is probable that future economic benefits associated with these will flow to the Company and the cost of the item can be measured reliably.

An assets' carrying amount is written down immediately to its recoverable amount if the asset's carrying amount is greater than its estimated recoverable amount.

Depreciation is charged to profit or loss so as to write off the cost of assets (other than freehold land and properties under construction) less their residual values over their useful lives, using the straight-line method except for asset situated at Registered Office, which are depreciated by written down value method. The estimated useful lives, residual values and depreciation method are reviewed at the Balance Sheet date, with the effect of any changes in estimate accounted for on a prospective basis. The estimated useful lives of the depreciable assets is in accordance with rules prescribed under part " C "of Schedule II to the Companies Act, 2013.

An item of property, plant and equipment is derecognized upon disposal or when no future economic benefits are expected to arise from the continued use of the asset. Any gain or loss arising on the disposal or retirement of an item of property, plant and equipment is determined as the difference between the sales proceeds and the carrying amount of the asset and is recognized in the Statement of Profit and Loss.

Capital work in progress represents projects under which the property, plant and equipment's are not yet ready for their intended use and are carried at cost determined as aforesaid.

(h) Intangible Assets:

Intangible assets include cost of acquired software and designs, and cost incurred for development of the Company's website and certain contract acquisition costs. Intangible assets are initially measured at acquisition cost including any directly attributable costs of preparing the asset for its intended use. Internally developed intangibles are capitalised if, and only if, all the following criteria can be demonstrated:

- i) the technical feasibility and Company's intention and ability of completing the project;
- ii) the probability that the project will generate future economic benefits;
- iii) the availability of adequate technical financial and other resources to complete the project; and
- iv) the ability to measure the development expenditure reliably.

Expenditure on projects which are not yet ready for intended use are carried as intangible assets under development.

Intangible assets with finite lives are amortized over their estimated useful economic life and assessed for impairment whenever there is an indication that the intangible asset may be impaired. The amortisation periods are reviewed and impairment evaluations are carried out at least once a year. The estimated useful life used for amortising intangible assets are as under:

<u>Class of Assets</u>	<u>Estimated Useful Life</u>
Software and Licences	5 years

An intangible asset is derecognized on disposal, or when no future economic benefits are expected from use of disposal. Gains or losses arising from derecognition of an intangible asset, measured as the difference between the net disposal proceeds and the carrying amount of the asset, and are recognized in the Statement of Profit and Loss when the asset is derecognized.

(i) Impairment of assets:

Assets that have an indefinite useful life are not subject to amortisation and are tested annually for impairment. Assets that are subject to amortisation are reviewed for impairment whenever events or changes in circumstances indicate that the carrying amount may not be recoverable. An impairment loss is recognised for the amount by which the asset's carrying amount exceeds its recoverable amount.

Recoverable amount is the higher of fair value less costs of disposal and value in use. In assessing value in use, the estimated future cash flows are discounted to their present value using a pre-tax discount rate that reflects current market assessments of the time value of money and the risks specific to the asset for which the estimates of future cash flows have not been adjusted.

If the recoverable amount of an asset (or cash-generating unit) is estimated to be less than its carrying amount, the carrying amount of the asset (or cash-generating unit) is reduced to its recoverable amount. An impairment loss is recognized immediately in the Statement of Profit and Loss.

When an impairment loss subsequently reverses, the carrying amount of the asset (or a cash-generating unit) is increased to the revised estimate of its recoverable amount, but so that the increased carrying amount does not exceed the carrying amount that would have been determined had no impairment loss been recognized for the asset (or cash-generating unit) in prior years. A reversal of an impairment loss is recognized immediately in Statement of Profit and Loss.

(j) Foreign Currency Translation :**Initial Recognition**

On initial recognition, all foreign currency transactions are recorded by applying to the foreign currency amount the exchange rate between the reporting currency and the foreign currency at the date of the transaction.

Subsequent Recognition

As at the reporting date, non-monetary items which are carried at historical cost and denominated in a foreign currency are reported using the exchange rate at the date of the transaction. All non-monetary

items which are carried at fair value or other similar valuation denominated in a foreign currency are reported using the exchange rates that existed when the values were the fair value measured.

All monetary assets and liabilities in foreign currency are restated at the end of accounting period. Exchange differences on restatement of other monetary items are recognised in the Statement of Profit and Loss.¹

(k) Assets taken on lease:

Leases are classified as finance lease whenever the terms of the lease transfer substantially all the risk and rewards of ownership to the lessee. All the other leases are classified as operating leases.

Operating lease payments are recognized as expenditure in the Statement of Profit and Loss on a straight-line basis, unless another basis is more representative of the time pattern of benefits received from the use of the assets taken on lease or the payments of lease rentals are in line with the expected general inflation compensating the lessor for expected inflationary cost. Contingent rentals arising under operating leases are recognized as an expense in the period in which they are incurred.

Assets held under finance lease are capitalised at the inception of the lease, with corresponding liability being recognised for the fair value of the leased assets or, if lower, the present value of the minimum lease payments. Lease payments are apportioned between the reduction of the lease liability and finance charges in the statement of Profit or Loss so as to achieve a constant rate of interest on the remaining balance of the liability. Assets held under finance leases are depreciated over the shorter of the estimated useful life of the asset and the lease term.

(l) Inventories:

- Finished goods are valued as follows and increased by Excise Duty thereon as applicable.
 - o All finished goods are valued at lower of weighted average cost or net realizable value.
 - o Molasses, a by product is valued at estimated net realizable value.
- Crops under cultivation are valued at cost.
- Work in progress is valued at lower of weighted average cost or net realizable value of the finished goods duly adjusted according to the percentage of progress.
- Raw materials, stores, spares, materials in transit are valued at weighted average cost. However, when the net realizable value of the finished goods they are used in is less than the cost of the finished goods and if the replacement cost of such materials etc. is less than their holding cost in such an event, they are valued at replacement cost.

(m) Government Grants

Government grants are recognised in the period to which they relate when there is reasonable assurance that the grant will be received and that the Company will comply with the attached conditions.

Government grants are recognised in the Statement of Profit and Loss on a systematic basis over the periods in which the Company recognises as expenses the related costs for which the grants are intended to compensate.

(n) Income Taxes:

Income tax expense comprises current tax expense and the net change in the deferred tax asset or liability during the year. Current and deferred tax are recognised in profit or loss, except when they relate to items that are recognised in other comprehensive income or directly in equity, in which case, the current and deferred tax are also recognised in other comprehensive income or directly in equity, respectively.

(i) Current tax:

Current Tax expenses are accounted in the same period to which the revenue and expenses relate. Provision for current income tax is made for the tax liability payable on taxable income after considering tax allowances, deductions and exemptions determined in accordance with the applicable tax rates and the prevailing tax laws.

Current tax assets and current tax liabilities are offset when there is a legally enforceable right to set

off the recognised amounts and there is an intention to settle the asset and the liability on a net basis.

(ii) Deferred tax :

Deferred income tax is recognised using the balance sheet approach. Deferred income tax assets and liabilities are recognised for deductible and taxable temporary differences arising between the tax base of assets and liabilities and their carrying amount in financial statements, except when the deferred income tax arises from the initial recognition of goodwill, an asset or liability in a transaction that is not a business combination and affects neither accounting nor taxable profits or loss at the time of the transaction.

Deferred income tax assets are recognised to the extent that it is probable that taxable profit will be available against which the deductible temporary differences and the carry forward of unused tax credits and unused tax losses can be utilised.

Deferred tax liabilities are generally recognized for all taxable temporary differences except in respect of taxable temporary differences associated with investments in subsidiaries, associates and interests in joint ventures where the timing of the reversal of the temporary difference can be controlled and it is probable that the temporary difference will not reverse in the foreseeable future.

The carrying amount of deferred tax assets is reviewed at each Balance Sheet date and reduced to the extent that it is no longer probable that sufficient taxable profits will be available to allow all or part of the deferred income tax asset to be utilised.

Deferred tax liabilities and assets are measured at the tax rates that are expected to apply in the period in which the liability is settled or the asset realized, based on tax rates (and tax laws) that have been enacted or substantively enacted by the Balance Sheet date.

Deferred tax assets and liabilities are offset when there is a legally enforceable right to set off current tax assets against current tax liabilities and when they relate to income taxes levied by the same taxation authority and the Company intends to settle its current tax assets and liabilities on a net basis.

Minimum Alternative Tax ("MAT") credit is recognized as an asset only when and to the extent there is reasonable certainty that the Company will pay normal income tax during the specified period. Such asset is reviewed at each Balance Sheet date and the carrying amount of the MAT credit asset is written down to the extent there is no longer a reasonable certainty to the effect that the Company will pay normal income tax during the specified period.

(o) Accounting for Provisions, Contingent Liabilities and Contingent Assets:

Provisions are recognized, when there is a present legal or constructive obligation as a result of a past event, it is probable that an outflow of resources will be required to settle the obligation, and when a reliable estimate of the amount of the obligation can be made. If the effect of the time value of money is material, the provision is discounted using a pre-tax rate that reflects current market assessments of the time value of money and the risks specific to the obligation and the unwinding of the discount is recognised as interest expense.

Contingent liabilities are recognized only when there is a possible obligation arising from past events, due to occurrence or non-occurrence of one or more uncertain future events, not wholly within the control of the Company, or where any present obligation cannot be measured in terms of future outflow of resources, or where a reliable estimate of the obligation cannot be made. Obligations are assessed on an ongoing basis and only those having a largely probable outflow of resources are provided for. Contingent liabilities are not recognized in these financial statements, but are disclosed in Note No.38.

Contingent assets are not recognized in the financial statements.

(p) Borrowing Costs:

General and specific borrowing costs directly attributable to the acquisition or construction of qualifying assets that necessarily takes a substantial period of time to get ready for their intended use or sale, are added to the cost of those assets, until such time as the assets are substantially ready for their intended use or sale. Borrowing costs consist of interest and other costs that the company incurs in connection with the borrowing of funds.

Interest income earned on temporary investment of specific borrowings pending their expenditure on

qualifying assets is deducted from the borrowing costs eligible for capitalization. Borrowing costs that are not directly attributable to a qualifying asset are recognised in the Statement of Profit or Loss using the effective interest method.

(q) Cash and Cash Equivalent (for the purpose of cash flow statements):

Cash comprises cash on hand and demand deposits with banks. Cash equivalents are short-term balances (with an original maturity of three months or less from the date of acquisition), highly liquid investments that are readily convertible into known amounts of cash and which are subject to insignificant risk of changes in value.

(r) Cash Flow Statement:

Cash flows are reported using the indirect method, whereby profit/ (loss) before tax is adjusted for the effects of transactions of no cash nature and any deferrals or accruals of past or future cash receipts or payments. Cash flow for the year are classified by operating, investing and financing activities.

(s) Earnings Per Share:

Basic earnings per share is computed by dividing the profit / (loss) after tax (including the post-tax effect of extraordinary items, if any) by the weighted average number of equity shares outstanding during the year including potential equity shares on compulsory convertible debentures. Diluted earnings per share is computed by dividing the profit / (loss) after tax (including the post-tax effect of extraordinary items, if any) as adjusted for dividend, interest and other charges to expense or income (net of any attributable taxes) relating to the dilutive potential equity shares, by the weighted average number of equity shares considered for deriving basic earnings per share and the weighted average number of equity shares which could have been issued on the conversion of all dilutive potential equity shares.

(t) Segment Reporting:

The Company identifies operating segments based on the internal reporting provided to the Managing Director.

The Managing Director, who is responsible for allocating resources and assessing performance of the operating segments, has been identified as the committee that makes strategic decisions.

The accounting policies adopted for segment reporting are in line with the accounting policies of the Company. Segment revenue, segment expenses, segment assets and segment liabilities have been identified to segments on the basis of their relationship to the operating activities of the segment.

Inter-segment revenue is accounted on the basis of transactions which are primarily determined based on market / fair value factors. Revenue, expenses, assets and liabilities which relate to the Company as a whole and are not allocable to segments on reasonable basis have been included under "unallocated revenue / expenses / assets/liabilities".

All operating segments, operating results are reviewed regularly by the Company's Board of Directors to make decisions about resources to be allocated to the segments and assess their performance.

(u) Financial Instruments:

Financial Assets:

Classification

The Company classifies financial assets as subsequently measured at amortised cost, fair value through other comprehensive income or fair value through profit or loss on the basis of its business model for managing the financial assets and the contractual cash flow characteristics of the financial asset.

Initial Recognition and measurement:

All financial assets (not measured subsequently at fair value through profit or loss) are recognised initially at fair value plus transaction costs that are attributable to the acquisition of the financial asset. Purchases or sales of financial assets that require delivery of assets within a time frame established by regulation or convention in the market place (regular way trades) are recognised on the trade date, i.e., the date that the Company commits to purchase or sell the asset.

Debt instruments at amortised cost

A 'debt instrument' is measured at the amortised cost if both the following conditions are met:

- a) The asset is held within a business model whose objective is to hold assets for collecting contractual cash flows, and
- b) Contractual terms of the asset give rise on specified dates to cash flows that are solely payments of principal and interest (SPPI) on the principal amount outstanding.

After initial measurement, such financial assets are subsequently measured at amortised cost using the effective interest rate (EIR) method. Amortised cost is calculated by taking into account any discount or premium and fees or costs that are an integral part of the EIR. The EIR amortisation is included in finance income in the Statement of Profit and Loss. The losses arising from impairment are recognised in the Statement of Profit and Loss. This category generally applies to loans and advances, deposits, trade and other receivables.

Debt instruments included within the fair value through profit and loss (FVTPL) category are measured at fair value with all changes recognized in the Statement of Profit and Loss.

Equity investments

All equity investments in scope of Ind-AS 109 are measured at fair value. Equity instruments are classified as FVTPL. Investment in subsidiaries, joint ventures and associates are carried at cost less impairment, if any.

Derecognition

A financial asset (or, where applicable, a part of a financial asset or part of a group of similar financial assets) is primarily derecognised (i.e. removed from the Company's balance sheet) when:

- The rights to receive cash flows from the asset have expired, or
- The Company has transferred its rights to receive cash flows from the asset or has assumed an obligation to pay the received cash flows in full without material delay to a third party under a 'pass-through' arrangement; and either:
 - (a) the Company has transferred substantially all the risks and rewards of the asset, or
 - (b) the Company has neither transferred nor retained substantially all the risks and rewards of the asset, but has transferred control of the asset.

When the Company has transferred its rights to receive cash flows from an asset or has entered into a pass-through arrangement, it evaluates if and to what extent it has retained the risks and rewards of ownership. When it has neither transferred nor retained substantially all of the risks and rewards of the asset, nor transferred control of the asset, the Company continues to recognise the transferred asset to the extent of the Company's continuing involvement. In that case, the Company also recognises an associated liability. The transferred asset and the associated liability are measured on a basis that reflects the rights and obligations that the Company has retained.

Continuing involvement that takes the form of a guarantee over the transferred asset is measured at the lower of the original carrying amount of the asset and the maximum amount of consideration that the Company could be required to repay.

Impairment of financial assets

In accordance with Ind-AS 109, the Company applies Expected Credit Loss (ECL) model for measurement and recognition of impairment loss on the following financial assets and credit risk exposure:

- a) Financial assets that are debt instruments, and are measured at amortised cost e.g., loans, debt securities, deposits, and bank balance.
- b) Trade receivables.

The Company follows 'simplified approach' for recognition of impairment loss allowance on trade receivables which do not contain a significant financing component.

The application of simplified approach does not require the Company to track changes in credit risk. Rather, it recognises impairment loss allowance based on lifetime ECLs at each Balance Sheet date, right from its initial recognition.

Financial Liabilities

Classification

The Company classifies all financial liabilities as subsequently measured at amortised cost, except for financial liabilities at fair value through profit or loss. Such liabilities, including derivatives that are liabilities, shall be subsequently measured at fair value.

Initial recognition and measurement

Financial liabilities are classified, at initial recognition, as financial liabilities at fair value through profit or loss, loans and borrowings, payables, or as derivatives designated as hedging instruments in an effective hedge, as appropriate.

All financial liabilities are recognised initially at fair value and, in the case of loans and borrowings and payables, net of directly attributable transaction costs.

The Company's financial liabilities include trade and other payables, loans and borrowings including bank overdrafts, financial guarantee contracts and derivative financial instruments.

Loans and borrowings

After initial recognition, interest-bearing loans and borrowings are subsequently measured at amortised cost using the EIR method. Gains and losses are recognised in the Statement of Profit and Loss when the liabilities are derecognised.

Amortised cost is calculated by taking into account any discount or premium on acquisition and fees or costs that are an integral part of the EIR. The EIR amortisation is included as finance costs in the Statement of Profit and Loss.

This category generally applies to interest-bearing loans and borrowings.

Derecognition

A financial liability is derecognised when the obligation under the liability is discharged or cancelled or expires. When an existing financial liability is replaced by another from the same lender on substantially different terms, or the terms of an existing liability are substantially modified, such an exchange or modification is treated as the derecognition of the original liability and the recognition of a new liability. The difference in the respective carrying amounts is recognised in the Statement of Profit and Loss.

Offsetting of financial instruments

Financial assets and financial liabilities are offset and the net amount is reported in the balance sheet if there is a currently enforceable legal right to offset the recognised amounts and there is an intention to settle on a net basis, to realise the assets and settle the liabilities simultaneously.

Equity instruments

An equity instrument is any contract that evidences a residual interest in the assets of an entity after deducting all of its liabilities. Equity instruments issued by the Company are recognized at the proceeds received, net of direct issue costs.

Amount in Rupees in Lakhs

3 - Property Plant and Equipments

Description	Land	Buildings	Plant and equipment	Fencing	Computers & Office Equipment	Vehicles	Furniture and Fixtures	Total
As at 31 March 2022 (At Cost)	3177.86	3328.21	6313.55	0.15	231.40	192.91	44.90	13287.98
Additions during the year	4.50	61.29	785.82	0.00	29.27	63.76	3.15	947.79
Deletions during the year	0.00	0.00	0.00	0.00	(0.05)	(21.61)	0.00	(21.66)
As at 31 March 2023 (At Cost)	3182.37	3389.50	7099.37	0.15	260.61	235.06	48.05	14215.11
Additions during the year	0.00	110.83	454.70	0.00	66.01	63.91	3.16	698.61
Deletions during the year	-	-	(24.36)	-	(2.72)	(17.17)	-	(44.25)
As at 31 March 2024 (At Cost)	3,182.37	3,500.33	7,529.72	0.15	323.89	281.80	51.21	14,869.47
Depreciation and amortization								
Opening depreciation as on 01.04.2022	-	734.92	2,760.40	-	162.26	92.29	23.61	3,773.48
Charge for the year	-	111.01	373.30	-	26.60	18.24	3.40	532.55
Deletions during the year	-	-	-	-	-	(21.33)	-	(21.33)
As at 31 March 2023	-	845.93	3,133.70	-	188.86	89.20	27.02	4,284.70
Charge for the year	-	118.08	399.83	-	30.89	30.76	3.64	583.20
Deletions during the year	-	-	(12.57)	-	(2.59)	(14.86)	-	(30.01)
As at 31 March 2024 (At Cost)	-	964.01	3,520.96	-	217.16	105.10	30.65	4,837.89
Net Book value:								
As at 31 March 2024	3,182.37	2,536.32	4,008.76	0.15	106.73	176.69	20.55	10,031.56
As at 31 March 2023	3,182.37	2,543.57	3,965.67	0.15	71.76	145.86	21.04	9,930.41

CONSOLIDATED FINANCIAL STATEMENTS**4- Other Intangible Asset**

Amount in Rs. Lakhs

Description	Computer Software	Total
Cost or Valuation		
As at 31 March 2022 (At Cost)	168.15	168.15
Additions during the year	15.41	15.41
Deletions during the year	-	-
As at 31 March 2023 (At Cost)	183.56	183.56
Additions during the year	4.97	4.97
Deletions during the year	-	-
As at 31 March 2024 (At Cost)	188.53	188.53
Amortization and Impairment		
Depreciation as at 31.03.2022	163.55	163.55
Amortization for the year ended March 31, 2023	1.77	1.77
As at 31 March 2023	165.32	165.32
Amortization for the year	5.18	5.18
As at 31 March 2024	170.51	170.51
Net Book Value		
As at 31 March 2024	18.03	18.03
As at 31 March 2023	18.24	18.24

4(a)- Intangible Assets under Development Ageing schedule

Intangible Assets under development	Amount in CWIP for a period of				Total
	Less than 1 year	1 - 2 Years	2 - 3 Years	More than 3 Years	
Projects in Progress (Computer software project)	65.25	-	-	-	65.25

Intangible Assets under Development completion schedule

Intangible Assets under development	Amount in CWIP for a period of				Total
	Less than 1 year	1 - 2 Years	2 - 3 Years	More than 3 Years	
Projects in Progress	65.25	-	-	-	65.25

5 - Non - Current Investments

Particulars	As at March 31, 2024	As at March 31, 2023
Investments in Quoted Equity Instruments (Fair valued through P & L)	11822.06	7136.48
Investments in Quoted Equity Instruments (Fair valued through P & L), Pledged with Kotak Mahindra Bank to avail Working Capital Term Loan of Rs.20 crores.	7225.57	6139.76
Investments in an associate and Joint Venture / Subsidiary (Valued at Cost)	19047.63	13276.24
Investments in Unquoted Equity Instruments (Valued at Cost)	5.00	5.00
Investment in Partnership firm	-	-
Total	19052.63	13281.24

Amount In Lakhs

Particulars	As at March 31, 2024	As at March 31, 2023
5.1. Aggregate Amount of Quoted Investments		
- Market Value	19047.63	13276.24
5.2. Aggregate Amount of Unquoted Investments		
- Cost	5.00	5.00

6 - Other financial assets

Particulars	As at March 31, 2024	As at March 31, 2023
Security Deposits (Unsecured Considered Good)	92.54	92.47
Total	92.54	92.47

7 - Other Non Current Assets

Capital Advances	-	-
Long Term Security Deposit (Unsecured and Considered Good)	405.35	403.48
Others	-	1.88
Total	405.35	405.35

8 - Inventories

Raw Materials	4293.51	1022.91
Work in Progress	1375.58	586.40
Finished Goods	14481.43	20830.77
Stores and Spares	324.92	587.89
Crops under Cultivation	-	0.67
Total	20475.45	23028.64

9 - Investments

Investments in Mutual Funds (Fair valued through P&L)	7272.46	7102.60
Total	7272.46	7102.60

10 - Trade Receivables

Secured Considered Good	-	-
Unsecured Considered Good	2920.27	2211.31
Considered Doubtful	190.99	215.66
	3111.27	2426.97
Less:		
Impairment for Trade Receivable under Expected Credit Loss Model	(190.99)	(215.66)
Total	2920.27	2211.31

11 - Cash and Cash Equivalents

Amount In Rupees in Lakhs

Particulars	As at March 31, 2024	As at March 31, 2023
i) Balances with Banks:		
-In Current Accounts	158.37	362.52
-In Fixed Deposits	2129.70	3420.81
ii) Cash on Hand	7.35	11.37
Total	2295.42	3794.70

12 - Bank Balances other than 11 above

In Fixed Deposits	1450.91	874.56
Bank Balances Held as Margin Money	865.12	90.78
Unpaid Dividend Account	79.45	159.07
Total	2395.48	1124.40

13 - Other Current Financial Assets

Unsecured, Considered Good;		
- Advance to Employees	6.52	9.32
Interest Accrued on Fixed Deposit	9.22	4.23
Total	15.74	13.55

14 - Other Current Tax Assets

Advance Tax / TDS / TCS Paid	2.27	319.94
Total	2.27	319.94

15 - Other Current Assets

Unsecured Considered Good		
Advances to Supplier	1026.95	736.74
Advances to Supplier (Considered Doubtful)	4.27	4.27
	1031.22	741.01
Less : Provision for Advance to Supplier (Considered Doubtful)	4.27	4.27
	1026.95	736.74
Balance with Government Authorities	149.44	146.26
Prepaid Expenses	118.37	74.08
Total	1294.76	957.09

16 - Assets Held for Sale

Plant and Machinery		
Sugar	239.50	435.08
Co-gen	-	-
Stores and Spares		
Sugar	-	0.18
Co-gen	-	-
Total	239.50	435.26

Trade Receivables Ageing Schedule as at 31/03/2024

Amount In Rupees in Lakhs

Particulars	Outstanding for following Periods From Due Date of Payment					Total
	Less than 6 Months	6 Months - 1 Year	1 - 2 Years	2 - 3 Years	More than 3 Years	
(i) Undisputed Trade Receivables - considered good	1703.27	233.75	84.48	384.44	288.55	2694.49
(ii) Undisputed Trade Receivables - which have significant increase in credit risk	-	-	-	-	-	-
(iii) Undisputed Trade Receivables - credit impaired	-	-	4.32	34.68	5.11	44.11
(iv) Disputed Trade Receivables - considered good	-	-	-	-	225.77	225.77
(v) Disputed Trade Receivables - which have significant increase in credit risk	-	-	-	-	146.89	146.89
(vi) Disputed Trade Receivables - credit impaired	-	-	-	-	-	-
Total	1703.27	233.75	88.81	419.12	666.32	3111.27

Trade Receivables Ageing Schedule as at 31/03/2023

Particulars	Outstanding for following Periods From Due Date of Payment					Total
	Less than 6 Months	6 Months - 1 Year	1 - 2 Years	2 - 3 Years	More than 3 Years	
(i) Undisputed Trade Receivables - considered good	854.76	327.77	541.01	29.03	298.34	2050.91
(ii) Undisputed Trade Receivables - which have significant increase in credit risk	-	-	-	-	-	-
(iii) Undisputed Trade Receivables - credit impaired	-	-	-	-	68.77	68.77
(iv) Disputed Trade Receivables - considered good	-	-	-	-	160.39	160.39
(v) Disputed Trade Receivables - which have significant increase in credit risk	-	-	-	-	146.89	146.89
(vi) Disputed Trade Receivables - credit impaired	-	-	-	-	-	-
Total	854.76	327.77	541.01	29.03	674.39	2426.97

17 - Equity Share Capital*Amount In Rupees in Lakhs*

Particulars	As at March 31, 2024	As at March 31, 2023
Authorised Share Capital		
25,00,00,000 Equity Shares of Re.1/- each	2500.00	2500.00
Total	2500.00	2500.00
Issued, Subscribed And Paid - Up		
11,33,85,050 Equity Shares of Re.1/- each	1133.85	1133.85
Total	1133.85	1133.85

17.1. Movement in respect of Equity Shares is given below :

Particulars	As at March 31, 2024		As at March 31, 2023	
	No's.	Amount in Lakhs	No's.	Amount in Lakhs
At the beginning of the period	113385050	1133.85	113385050	1133.85
(+) Issued during the period*	-	-	-	-
(-) Redeemed during the period	-	-	-	-
Outstanding at the end of the period	113385050	1133.85	113385050	1133.85

17.2. Terms / Rights attached to Equity Shares

The Company has only one class of equity shares having a par value of Rs. 1/- per share. The holders of the equity shares are entitled to receive dividends as declared from time to time, and are entitled to voting rights proportionate to their share holding at the meetings of shareholders.

In the event of liquidation of the company, the holders of equity shares will be entitled to receive the remaining assets of the company, after distribution of all preferential amounts. The distribution will be in proportion to the number of equity shares held by the shareholders.

17.3. Details of Shareholders holding more than 5% shares in the Company

Particulars	As at March 31, 2024		As at March 31, 2023	
	No's.	% of Holding	No's.	% of Holding
Durgamba Investment Private Limited	43742656	38.58%	43742656	38.58%
Total	43742656	38.58%	43742656	38.58%

17.4. Details of Shares held by Promoters at the end of the year 31/03/2024:

Particulars	As at March 31, 2024		As at March 31, 2023		% of Changes
	No's.	% of holding	No's.	% of holding	
Durgamba Investment Private Limited	43742656	38.58%	43742656	38.58%	NIL
Ms.Irmgard Velagapudi	1805280	1.59%	1805280	1.59%	NIL
Ms.Kiran Velagapudi	288820	0.26%	288820	0.26%	NIL
Mr.Vinod R Sethi	183610	0.16%	183610	0.16%	NIL
Total	46020366	40.59%	46020366	40.59%	NIL

18 - Other Equity

Amount In Rupees in Lakhs
For the Year Ended 31/03/2024

Particulars	Reserves and Surplus			Other Components of Equity			Total
	General Reserve	Capital Profit		Remeasurement of Net Defined Benefit Liability/ Asset	Fair Value Changes of Investment (Net)	Total	
		Investment Allowance Reserve Utilised	Capital Redemption Reserve				
Balance as at April 01, 2023	11322.43	45.05	155.45	100.85	265.02	36150.97	
Provision For Dividend Profit / (Loss) for the Period	-	-	-	-	-	(226.77)	
Other Comprehensive Income for the Year	-	-	-	(23.84)	170.07	6615.95	
Balance as at March 31, 2024	11322.43	45.05	155.45	124.68	435.09	42734.05	

For the Year Ended 31/03/2023

Particulars	Reserves and Surplus			Other Components of Equity			Total
	General Reserve	Capital Profit		Remeasurement of Net Defined Benefit Liability/ Asset	Fair Value Changes of Investment (Net)	Total	
		Investment Allowance Reserve Utilised	Capital Redemption Reserve				
Balance as at April 01, 2022	11322.43	45.05	155.45	47.43	265.02	30393.78	
Provision For Dividend and Taxes Profit / (Loss) for the Period	-	-	-	-	-	(113.39)	
Other Comprehensive Income for the Year	-	-	-	5.85	-	5823.00	
Balance as at March 31, 2023	11322.43	45.05	155.45	100.85	265.02	36150.97	

19 - Borrowings

Amount In Rupees in Lakhs

Particulars	As at March 31, 2024	As at March 31, 2023
Non - Current		
Secured Loans		
(i) Secured Loans from Bank	-	-
a) Working Capital Term Loan from Kotak Mahindra Bank Ltd.	385.25	898.92
Less: Current Maturity Classified in Note No.24	385.25	513.67
Net	-	385.25

Unsecured Loans		
Fixed Deposits from Public	5732.42	6563.69
Less: Current Maturity Classified in Note No.24	2269.02	2439.67
Less: Unclaimed Deposits	174.45	235.33
	3288.95	3888.69
Total	3288.95	4273.94

20 - Other Financial liabilities

Interest Accrued But not Due on Fixed Deposits	73.04	60.12
Security Deposit	25.05	26.63
Total	98.09	86.75

21 - Provisions

Provision for Employee Benefits :-		
- Gratuity / Leave Encashment	297.14	282.34
- Provisions for Liquidated Damages	774.00	823.18
Total	1071.14	1105.52

22 - Deferred Tax Assets / Liabilities

Recognised deferred tax assets and liabilities

Deferred tax assets and liabilities are attributable to the following:

Amount In Rupees in Lakhs

Particulars	As at March 31, 2024	As at March 31, 2023
Deferred Tax Liability		
Property, Plant & Equipment	1221.41	1142.76
Deferred Tax Liability on Fair value gain on Investments	603.33	-
Sub Total	1824.74	1142.76
Deferred Tax Assets		
Unabsorbed Losses under Income Tax Act	578.80	656.12
Property, Plant & Equipment	-	-
On Account of Timing Differences in Recognition of Expenditure Between Books of Accounts and Taxation	138.36	134.01
Sub Total	717.16	790.14
Net Deferred Tax Assets / (Liabilities)	(1107.58)	(352.62)

23 - Other Non Current liabilities

Advances received from customers (Long Term)	84.67	82.85
Total	84.67	82.85

24 - Borrowings

Secured Demand Loans from Banks (Refer note below)	7724.00	10332.38
Unsecured Loan from Bank	1000.00	800.00
Current Maturities of Long Term Debt	2654.27	2953.34
Total	11378.27	14085.72

*Secured by hypothecation of work-in-progress; finished goods, raw materials; stores and spares, book debts, all other current assets and further secured by a first /second charge created on movable fixed assets of Sugar unit at Vuyyuru.

25 - Trade Payables

Trade payables		
- Dues to Micro and Small Enterprises	58.65	13.09
- Others*	1632.43	1376.19
Total	1691.08	1389.28

*The Company has not received any intimation from suppliers regarding their status under the Micro, Small and Medium Enterprises Development Act, 2006

Trade Payable Ageing Schedule 2023 - 2024

Particulars	Outstanding for following periods from due date of payment				
	Less than 1 Year	1 - 2 Years	2 - 3 Years	More than 3 Years	Total
(i) MSME :	58.65	-	-	-	58.65
(ii) Others	1584.66	14.20	10.98	22.59	1632.43
(iii) Disputed Dues - MSME	-	-	-	-	-
(iv) Disputed Dues - Others	-	-	-	-	-

Trade Payable Ageing Schedule 2022 - 2023

Amount In Rupees in Lakhs

Particulars	Outstanding for following periods from due date of payment				
	Less than 1 Year	1 - 2 Years	2 - 3 Years	More than 3 Years	Total
(i) MSME :	13.09	-	-	-	13.09
(ii) Others	1320.42	31.28	5.49	19.00	1376.19
(iii) Disputed Dues - MSME	-	-	-	-	-
(iv) Disputed Dues - Others	-	-	-	-	-

26 - Other Financial Liabilities

Particulars	As at March 31, 2024	As at March 31, 2023
Unclaimed Dividends	59.11	69.16
Interest Accrued but not Due on Borrowings	67.88	328.98
Unpaid Matured Deposits and Interest Accrued Thereon	194.79	21.62
Outstanding Liabilities for Expenses	647.73	654.50
Earnest Money and Other Deposits	542.49	43.31
Payable to Employees	7.08	7.09
Total	1519.09	1124.67

27 - Other Current Liabilities

Statutory Liabilities	394.69	184.16
Advance From Customers	1658.96	2641.21
Total	2053.65	2825.37

28 - Short Term Provision

Provision for Employee Benefits	56.39	55.04
Provision for Defect Liability Period	85.08	119.54
Total	141.48	174.58

29 - Current Tax Liabilities

Provision for Income Tax	274.83	-
Total	274.83	-

30 - Revenue From Operations

Particulars	Year Ended March 31, 2024	Year Ended March 31, 2023
Sale of Products	341161.29	28192.05
Sale of Services	388.38	723.65
Other Operating Revenue	18.43	36.59
Total	34568.10	28952.30

31 - Other Income

Amount In Rupees in Lakhs

Particulars	Year Ended March 31, 2024	Year Ended March 31, 2023
Change in Fair Value of Financial Asset	5004.69	1436.04
Profit on Sale of Investments	22.55	3820.90
Interest Received	582.65	236.93
Dividend Income	408.08	292.17
Packing & Forwarding Charges	14.66	16.85
Income from Mutual Fund	284.16	158.39
Rent Received	32.00	32.91
Difference in Foreign Exchanges	4.63	-
Miscellaneous Receipts	95.98	157.05
Profit on Sale of Fixed Assets (Net)	0.68	29.81
Duty Drawback Incentive	23.88	27.71
Unclaimed Balance Credited back	0.35	-
Credit Balances Written back	47.70	49.49
Claims Received	16.75	286.71
Excess Provision Written back on expected credit loss as per IND AS	24.67	-
Excess warranty provision written back as per IND AS	34.45	-
Provision no longer Required Withdrawn	260.43	244.01
Total	6858.29	6788.97

32 - Cost of Materials Consumed

Opening Balance		
Raw Materials and Components	17873.73	885.08
Add: Cost of Raw Materials and Components	1596.64	19947.48
Less: Closing Stock	-	-
Raw Materials and Components	(535.52)	(658.19)
Consumption of Stores and Spare Parts	604.71	699.45
Total	19539.56	20873.82
Consumption of Sugar Cane included in the Above	15450.46	16233.70

33 - Changes in Inventories of Finished Goods , Work-in-Progress and Stock in Trade*Amount In Rupees in Lakhs*

Particulars	Year Ended March 31, 2024	Year Ended March 31, 2023
Opening Balance		
Work in Progress	586.40	1313.45
Finished Goods	20830.77	19232.03
Crops Under Cultivation	0.67	0.06
Less: Closing Balance		
Work in Progress	(1375.58)	(586.40)
Finished Goods	(14481.43)	(20820.52)
Crops Under Cultivation	-	(0.67)
Total	5560.84	(872.30)

34 - Employee Benefits Expense

Salaries, Wages and Bonus	2744.70	2822.36
Contribution to Provident and Other Funds	387.37	259.67
Remuneration to Whole Time Directors	126.28	109.62
Staff Welfare Expenses	219.42	205.21
Total	3477.78	3396.86

35 - Finance Cost

Interest Expenses	1007.01	1348.48
Other Borrowing Cost	112.23	80.74
Total	1119.24	1429.22

36 - Depreciation and Amortisation

Depreciation / Amortisation for the Year		
- Tangible Assets	583.20	548.10
- Intangible Assets	5.18	1.77
Total	588.38	549.87

37 - Other Expenses

Amount In Lakhs

Particulars	Year Ended March 31, 2024	Year Ended March 31, 2023
Contract Labour Charges	694.30	1144.38
Power and Fuel	379.60	568.03
Rental Charges	2.48	2.90
<u>Repairs and Maintenance</u>		
- Buildings	50.58	47.64
- Machinery	815.95	672.60
- Workshop	20.92	79.52
- Office	20.99	13.41
- Tractor	0.67	1.14
- Others	76.51	7.88
Insurance	45.82	68.06
Payment Made to Auditors	10.27	9.69
Legal and Professional Charges	93.40	124.43
Selling Expenses	502.64	437.31
Director's Sitting Fees	9.80	9.60
Corporate Social Responsibility Expenditure (CSR)	36.88	30.86
Security Charges	172.83	170.90
Miscellaneous Expenses	615.40	591.36
Rates and Taxes	9.62	36.71
Travel and Conveyance	49.90	22.02
Research, Inspection and Testing Charges	10.83	2.67
Performance and Delivery Guarantee Claims	213.93	571.68
Warranty Provision	-	18.16
Loss on Investment in Quality Engineering	-	54.88
Telephone Charges	9.32	8.51
Irrecoverable Loans and Advances Written off	4.76	-
Pesticides / Fertilizers	1.06	1.45
Import of Service (Sales commision & Other Services)	62.65	77.23
Total	3911.11	4773.01

Payment made to statutory auditors :		
i. As Audit Fees	7.00	7.00
ii. For Taxation Matters	-	-
iii. For Other Services	2.93	2.02
iv. For Reimbursement of Expenses	0.35	0.67
Total	10.27	9.69

38 - Contingent Liabilities in respect of the group:

Bank Guarantees - Rs.2958.07 Lakhs (P.Y. Rs. 2470.89 Lakhs)

38.1. Demands raised by the respective authorities are as under:*Amount In Rupees in Lakhs*

Particulars	As at March 31, 2024	As at March 31, 2023
Share Transmission	11.06	11.06
Labour Cases	86.36	81.83
E.S.I Case	-	1.74
Non-Enrolment of Contract Labour for Contribution to Provided Fund	110.95	110.95
Case on Duty Relating to Captive Power Generation and Sale to Grid	578.87	578.87
Value Added Tax Case	16.61	16.61
Total	803.85	801.06

39 - Information in respect of Micro, Small and Medium Enterprises as at March 31, 2024:*Amount In Rupees in Lakhs*

S. No	Particulars	As at March 31, 2024	As at March 31, 2023
1.	Amount remaining unpaid to any supplier: a) Principal Amount b) Interest due thereon	56.65 -	13.09 -
2.	Amount of interest paid in terms of section 16 of the Micro, Small and Medium Enterprises Development Act, 2006, along with the amount paid to the supplier beyond the appointed day;	Nil	Nil
3.	Amount of interest due and payable for the period of delay in making payment (which have been paid but beyond the appointed day during the year) but without adding the interest specified under the Micro, Small and Medium Enterprises Development Act, 2006;	Nil	Nil
4.	Amount of interest accrued and remaining unpaid	Nil	Nil
5.	Amount of further interest remaining due and payable even in the succeeding years, until such date when the interest dues as above are actually paid to the small enterprise, for the purpose of disallowance as a deductible expenditure under section 23 of the Micro, Small and Medium Enterprises Development Act, 2006.	Nil	Nil

The Group has not received any intimation from suppliers regarding their status under the Micro, Small and Medium Enterprises Development Act, 2006 and hence disclosures, if any, relating to amounts unpaid as at the year end together with interest paid / payable as required under the Act have not been given.

Disclosure requirements of Indian Accounting Standards

40 - Disclosures in respect of Ind AS 107 - Financial Instruments

40.1. Financial Instruments by Categories

The carrying value and fair value of financial instruments by categories were as follows:

Amount In Rupees in Lakhs
(March 31, 2024)

Particulars	Amortized Cost	Financial Assets / Liabilities at Fair Value Through Profit or Loss	Financial Assets / Liabilities at Fair Value Through OCI
Assets:			
Non - Current Financial Assets	92.54		
Non - Current Investments		18391.55	661.08
Current Trade Receivables	3042.03		
Cash & Cash Equivalents	2295.42		
Other Bank Balances	2395.48		
Current Investments		7272.46	
Other Current Financial Assets	15.74		
Liabilities:			
Term Loan (Non - Current)	3288.95		
Other Long Term Financial Liabilities	84.67		
Other Financial Liabilities	1519.09		
Short Term Borrowings	11378.27		
Trade Payables	1812.83		

(March 31, 2023)

Particulars	Amortized cost	Financial Assets / Liabilities at Fair Value Through Profit or Loss	Financial Assets / Liabilities at Fair Value Through OCI
Assets:			
Non - Current Financial Assets	92.47		
Non - Current Investments		12794.80	486.44
Current Trade Receivables	2211.31		
Cash & Cash Equivalents	3794.70		
Other Bank Balances	1124.40		
Current Investments		7102.60	
Other Current Financial Assets	13.55		
Liabilities:			
Term Loan (Non - Current)	4273.94		
Other Non Term Financial Liabilities	82.85		
Other Financial Liabilities	1124.67		
Short Term Borrowings	14085.72		
Trade Payables	1389.28		

40.2. Fair Value Hierarchy

- **Level 1** - Quoted prices (unadjusted) in active markets for identical assets or liabilities.
- **Level 2** - Inputs other than quoted prices included within Level 1 that are observable for the asset or liability, either directly (ie., as prices) or indirectly (ie., derived from prices).
- **Level 3** - Inputs for the assets or liabilities that are not based on observable market data (unobservable inputs).

40.3. Valuation Technique used to determine Fair Value:

Specific valuation techniques used to value financial instruments include:

- Use of quoted market prices for Listed instruments

40.4. The following tables present fair value hierarchy of assets and liabilities measured at fair value:

Amount In Rupees in Lakhs

Particulars	31/03/2024				31/03/2023			
	Level 1	Level 2	Level 3	Total	Level 1	Level 2	Level 3	Total
Financial Assets								
Investments in Equity Instruments	19047.63			19047.63	13276.24			13276.24
Investments in Quoted Mutual Funds	7272.46			7272.46	7102.60			7102.60

41 - Financial Risk Management

The group's activities expose to limited financial risks: market risk, credit risk and liquidity risk. The group's primary focus is to foresee the unpredictability of financial markets and seek to minimize potential adverse effects on its financial performance.

Market Risk

Market risk is the risk of loss of future earnings or fair values or future cash flows that may result from a change in the price of a financial instrument.

The group is exposed to market risk primarily related to foreign exchange rate risk (currency risk), Interest rate risk and the market value of its investments.

Securities Prices Risk:

The group's exposure to equity securities price risk arises from Investments held and classified in the Balance Sheet as Fair Value through P & L. the group has investment in a form of Mutual funds and Equity shares. The group monitors the movement in the value of the Investments by observing the NAV.

Credit Risk

Credit risk refers to the risk of default on its obligation by the counter party resulting in a financial loss. It principally arises from the group's Trade Receivables, Advances and deposit(s) made.

Trade receivables

The group has outstanding trade receivables amounting to Rs.3111.26 Lakhs and Rs. 2426.50 Lakhs as of March 31, 2024 and March 31, 2023, respectively. Trade receivables are typically unsecured are derived from revenue earned from customers. Group's exposure to credit risk is influenced mainly by the individual characteristics of each customer. The group is not exposed to concentration of credit risk to any one single customer. Default on account of Trade Receivables happens when the counter party fails to make contractual payment when they fall due.

Further for amounts overdue are constantly monitored by the management and provision towards expected credit loss are made in the books. Management estimated of expected credit loss for the Trade Receivables are provided below with the classification on debtors.

Credit risk exposure:

An analysis of age of trade receivables at each reporting date is summarized as follows:

*Amount In Rupees in Lakhs
As at 31/03/2024*

Particulars	Outstanding for following Periods From Due Date of Payment					Total
	Less than 6 Months	6 Months - 1 Year	1 - 2 Years	2 - 3 Years	More than 3 Years	
(i) Undisputed Trade Receivables - Considered Good	1703.27	233.75	84.48	384.44	288.55	2694.54
(ii) Undisputed Trade Receivables - which have Significant Increase in Credit Risk	-	-	-	-	-	-
(iii) Undisputed Trade Receivables - Credit Impaired	-	-	4.32	34.68	5.11	44.11
(iv) Disputed Trade Receivables - Considered Good	-	-	-	-	225.77	225.77
(v) Disputed Trade Receivables - Which have Significant Increase in Credit Risk	-	-	-	-	146.89	146.89
(vi) Disputed Trade Receivables - Credit Impaired	-	-	-	-	-	-
Total	1703.27	233.75	88.81	419.12	666.32	3111.27

As at 31/03/2023

Particulars	Outstanding for following periods from due date of payment					Total
	Less than 6 Months	6 Months - 1 Year	1 - 2 Years	2 - 3 Years	More than 3 Years	
(i) Undisputed Trade Receivables - Considered Good	854.76	327.77	541.01	29.03	298.34	2050.91
(ii) Undisputed Trade Receivables - which have Significant Increase in Credit risk	-	-	-	-	-	-
(iii) Undisputed Trade Receivables - Credit Impaired	-	-	-	-	68.77	68.77
(iv) Disputed Trade Receivables - Considered Good	-	-	-	-	160.39	160.39
(v) Disputed Trade Receivables - Which Have Significant Increase in Credit Risk	-	-	-	-	146.89	146.89
(vi) Disputed Trade Receivables - Credit Impaired	-	-	-	-	-	-
Total	854.76	327.77	541.01	29.03	674.39	2426.97

Trade receivables are impaired in the year when recoverability is considered doubtful based on the recovery analysis performed by the group for individual trade receivables. The group considers that all the above financial assets that are not impaired for each reporting dates under review are of good credit quality.

Liquidity Risk

Our liquidity needs are monitored on the basis of monthly and yearly projections. The group's principal sources of liquidity are cash and cash equivalents, cash generated from operations, Term loans, deposits from public and short-term borrowings from Bank.

The group manages liquidity needs by continuously monitoring cash inflows and by maintaining adequate cash and cash equivalents. Net cash requirements are compared to available cash in order to determine any shortfalls.

Short term liquidity requirements consist mainly of sundry creditors, expense payable, employee dues, repayment of loans and retention & deposits arising during the normal course of business as of each reporting date. We maintain a sufficient balance in cash and cash equivalents to meet our short-term liquidity requirements.

Long term liquidity requirements on a periodical basis and manage them through internal accruals. Our non-current liabilities include non-convertible debentures, optionally convertible debentures, Unsecured Loans from Promoters, Term Loans from Banks, Retentions & deposits.

The table have been drawn up based on the undiscounted cash flows of financial liabilities based on the earliest date on which the group can be required to pay.

The table include both principal cash flows.

Amount In Rupees In Lakhs

Particulars	31/03/2024		31/03/2023	
	Payable with in 1 Year	More than 1 Year	Payable with in 1 Year	More than 1 Year
Loan from Bank	385.25	-	513.67	385.25
Deposits from Public	2443.47	3838.95	2675.00	4438.69

Foreign currency exchange rate risk

The fluctuation in foreign currency exchange rates may have potential impact on the statement of profit or loss and other comprehensive income and equity, where any transaction references more than one currency or where assets / liabilities are denominated in a currency other than the functional currency of the respective entities.

Considering the countries and economic environment in which the Group operates, its operations are subject to risks arising from fluctuations in exchange rates in those countries. The risks primarily relate to fluctuations in US Dollar, Great Britain Pound against the Indian rupee.

The group evaluates the impact of foreign exchange rate fluctuations by assessing its exposure to exchange rate risks. It hedges a part of these risks by using derivative financial instruments in line with its risk management policies.

The foreign exchange rate sensitivity is calculated by aggregation of the net foreign exchange rate exposure and a simultaneous parallel foreign exchange rates shift of all the currencies by 5% against the Indian Rupee.

The following analysis has been worked out based on the net exposures for the group as of the date of statements of financial position which could affect the statements of profit or loss and other comprehensive income and equity. Further the exposure as indicated below is mitigated by some of the derivative contracts entered into by the group.

The following table sets forth information relating to foreign currency exposure as of March 31, 2024:

Particulars	Assets	
	As at March 31, 2024	As at March 31, 2023
USD	800807	105736
SGD	-	-
CAD	2400	15871

5% appreciation / depreciation of the respective foreign currencies with respect to Indian Rupees would result in decrease / increase in the group's profit before tax as detailed in table below:

Amount In Rupees in Lakhs

USD sensitivity at Year End	As at March 31, 2024	As at March 31, 2023
Receivables:		
If INR rate over Other currency increases by 5%	(33.36)	(4.24)
If INR rate over Other currency decrease by 5%	33.36	4.24

Interest Rate Risk

Interest rate risk is measured by using the cash flow sensitivity for changes in variable interest rates. Any movement in the reference rates could have an impact on the Group's cash flows as well as costs. The Group is subject to variable interest rates on some of its interest-bearing liabilities being short term borrowings.

The following table represents the contractual obligation and receivables to / from financial liabilities and financial assets respectively.

Amount In Rupees in Lakhs

Particulars	31/03/2024	31/03/2023
Fixed Rate Instruments		
Financial Asset		
- Margin Money with Bank	865.12	874.56
Financial Liabilities		
Variable Rate Instruments		
- Term Loan from Bank	385.25	898.92
- Demand Loan from Bank	8724.00	11132.38

The Group's variable interest rate exposure is mainly related to debt obligations arising from short debt borrowings. The interest expenses and impact on it on account of increase / decrease of 100 basis points in interest rates at the balance sheet is provided in table below:

Amount In Rupees in Lakhs

Particulars	As at March 31, 2024	As at March 31, 2023
Interest Expenses arising on account of variable rate of interest on Bank Borrowings	463.51	694.47
Impact on :		
Increase in 100 Basis Point	91.09	120.31
Decrease in 100 Basis Points	(91.09)	(120.31)

The model assumes that interest rate changes are instantaneous parallel shifts in the yield curve. Although some assets and liabilities may have similar maturities or periods to re-pricing, these may not react correspondingly to changes in market interest rates. Also, the interest rates on some types of assets and liabilities may fluctuate with changes in market interest rates, while interest rates on other types of assets may change with a lag. The risk estimates provided assume a parallel shift of 100 basis points interest rate across all yield curves. This calculation also assumes that the change occurs at the balance sheet date and has been calculated based on risk exposures outstanding as at that date.

The period end balances are not necessarily representative of the average debt outstanding during the period.

Capital Management

The Group's objectives when managing capital are to safeguard the Group's ability to continue as a going concern in order to provide returns for shareholders and benefits for other stakeholders and to maintain an optimal capital structure.

In order to maintain or adjust the capital structure, the Group may adjust the amount of dividend paid to shareholders, return capital to shareholders, issue new shares or sell assets or by adequate funding by the shareholders to absorb the losses of the Group.

The Group's capital comprises equity share capital, retained earnings and other equity attributable to equity holders. The primary objective of Group's capital management is to maximize shareholders value. The Group manages its capital and makes adjustment to it in light of the changes in economic and market conditions. The capital gearing ratio is provided in table below:

Amount In Rupees In Lakhs

Particulars	As at March 31, 2024	As at March 31, 2023
Non - Current Borrowings	3838.95	4373.94
Total Equity	43867.90	27284.81
Long Term Debt to equity (Ratio)	0.08	0.12

*Debt represents long term borrowings Equity represents Share capital and Other Equity.

42 - Disclosure in respect of Indian Accounting Standard (Ind AS)-19 "Employee Benefits"

42.1. General description of various defined employee's benefits schemes are as under:

a) Provident Fund:

The group's Provident Fund is managed by Regional Provident Fund Commissioner. The group pays fixed contribution to provident fund at pre-determined rate.

b) Gratuity:

Gratuity is a defined benefit plan, provided in respect of past services based on the actuarial valuation carried out by LIC of India and corresponding contribution to the fund is expensed in the year of such contribution.

The scheme is funded by the group and the liability is recognized on the basis of contribution payable to the insurer, i.e., the Life Insurance Corporation of India, however, the disclosure of information as required under Ind AS-19 have been made in accordance with the actuarial valuation.

42.2. The summarized position of various defined benefits recognized in the Statement of Profit & Loss, Other Comprehensive Income(OCI) and Balance Sheet & other disclosures are as under:

Movement in Defined Benefit Obligation:

Amount In Rupees in Lakhs

Particulars	31/03/2024	31/03/2023
Defined Benefit Obligation- Beginning of the Year	1144.31	1152.80
Current Service Cost	55.60	55.36
Interest Cost	83.11	82.87
Past Service Cost	2.14	-
Benefits Paid	(200.63)	(161.22)
Re-measurements - Actuarial Loss / (Gain)	(57.85)	14.51
Defined Benefit Obligation- End of the Year	1026.71	1144.32

Movement in Plan Asset:

Particulars	31/03/2024	31/03/2023
Fair Value of Plan Assets at Beginning of Year	1156.84	1196.72
Employer Contributions	25.59	41.24
Benefits Paid	(200.63)	(161.22)
Re-measurements – Return on Plan Assets	78.88	80.10
Re-measurements - Actuarial Loss / (Gain)	-	-
Fair Value of Plan Assets at End of Year	1060.69	1156.84

Amount Recognized in Statement of Profit and Loss

Particulars	31/03/2024	31/03/2023
Current Service Cost	55.61	55.36
Curtailment Cost / (Credit)	-	-
Expected Return on Plan Assets	(78.88)	(80.10)
Net Interest on Net Defined Benefit Liability/(Assets)(B)	83.12	82.87
Past Service Cost	-	-
Cost Recognized in P&L	59.84	58.13

Amount Recognized in Other Comprehensive Income (OCI)

Particulars	31/03/2024	31/03/2023
Actuarial (Gain) / Loss Due to Assumption Changes	(57.85)	(14.51)
Difference Between Actual Return and Interest Income on Plan Assets- (Gain) / Loss	-	-
Actuarial (Gain) / Loss Recognized in OCI	(57.85)	(14.51)

Actuarial Assumption

Particulars	31/03/2024	31/03/2023
Discount Rate	7.25%	7.25%
Rate of Salary Increase	7.00%	7.00%
Attrition Rate	6.50%	6.50%
Retirement Age	60	60
Average Future Service	8.80	8.80

43 - Disclosure in respect of Indian Accounting Standard 24 "Related Parties Disclosures"

(A) Names of related parties and description of relationship:

1.Key Managerial Personnel

- a) Mr.Vinod R. Sethi, Executive Chairman
- b) Ms.Irmgard Velagapudi, Managing Director
- c) Ms.Kiran Velagapudi, Executive Director
- d) Mr.K.Panneer Selvan, Chief Financial Officer
- e) Mr.Aravindkumar.V, Company Secretary and Compliance Officer (upto 29.02.2024)
- f) Mr.T.Karthik Narayanan, Company Secretary and Compliance Officer (from 18.03.2024)

(B) Transactions During the Year

Amount In Rupees in Lakhs

Particulars	Key Managerial Personnel	
	2023 - 2024	2022 - 2023
Rent Received	18.00	18.00
Remuneration paid to Key Management Personnel	139.78	133.77
Interest on Fixed Deposit Paid to Key Management Personnel	68.70	66.21

(C) Closing Balances as on 31/03/2023

Particulars	Key Managerial Personnel	
	2023 - 2024	2022 - 2023
Share Capital Held by Key Management Personnel	22.78	22.78
Fixed Deposit Held by Key Management Personnel	300.00	320.00

44 - Disclosure of Various Ratios

S.No.	Name of the Ratio	Numerator	Denominator	March 31, 2024	March 31, 2023	% Change
1.	Current Ratio	Current Assets	Current Liabilities	2.16	1.99	9%
2.	Debt Equity Ratio	Total Borrowings (Short Term and Long Term)	Shareholder's Equity	0.33	0.49	(32%)
3.	Debt Service Coverage Ratio	Profit After Tax + Depreciation + Interest on Loans + Non-Cash Adjustments	Interest on Loans + Principal Repayment Made During the Year for Long Term Loan	1.73	0.77	124%
4.	Return on Equity Ratio	Net Profits After Tax	Average Shareholder's Equity	0.16	0.17	(4%)
5.	Inventory Turnover Ratio	Sales	Average Inventory	1.59	1.18	35%
6.	Trade Receivable Turnover Ratio	Credit Sales	Average Accounts Receivable	12.48	8.09	54%
7.	Trade Payable Turnover Ratio	Credit Purchase	Average Accounts Payables	12.78	14.71	(13%)
8.	Net Capital Turnover Ratio	Net Sales = Total Sales - Sales Return	Working Capital = Current Assets - Current Liabilities	1.76	1.46	21%
9.	Net Profit Ratio	Net Profit After Tax	Net Sales = Total Sales - Sales Return	0.19	0.20	(5%)
10.	Return on Capital Employed	Earning Before Interest and Tax	Total Assets - Current Liabilities + Current Borrowings	0.16	0.17	(7%)
11.	Return on Investment	Income Generated from Investments	Average Investments	0.03	0.22	(86%)

45. Details relating to loans or advances in the nature of loans to Promoters, Directors, KMP and related parties - Nil

46. Details relating to Benami Property held by the Company - Nil

47. Details relating to declaration of the company as wilful defaulter by any bank or financial institution or other lender - Nil

48. Details relating to the nature of transaction carried out with the struck-off company - Nil

49. Details relating to the transactions undertaken in Crypto or Virtual currency - Nil

50. Details relating to the undisclosed income reported - Nil

51. Details regarding registration or satisfaction of charges with Registrar of Companies, beyond the statutory period - Nil

52. Details regarding compliance with number of layers of companies - Nil

53. Details regarding compliance with approved scheme of arrangements - Nil

54. Note on Rule 3(1) of Companies (Account) Rules, 2014

In the case of The Elmco K.C.P Limited- subsidiary Company -during the financial year 2023-24, the Company has maintained its books of accounts in the accounting software SQL SERVER which does not possess the required audit trail functionality and edit log requirements as stipulated by Proviso to Rule 3(1) of the Companies (Accounts) Rules, 2014, as amended. The Company is in the process of updating the AUDIT TRAIL AND EDIT LOG facility in the existing software in the Financial year 2024-2025.

In the case of KCP Sugar Agricultural Research Farms Ltd- subsidiary Company has maintained its books of accounts in the accounting software [Busy Accounting Software] which does not possess the required audit trail functionality and edit log requirements as stipulated by Proviso to Rule 3(1) of the Companies (Accounts) Rules, 2014, as amended. The Company is in the process of migrating to a new accounting software, [Tally Prime Edit Log] during the year, which is expected to be fully operational from Financial year 2024-25 The new software will contain the necessary controls and documentation regarding the audit trail.

55. Minimum Remuneration paid to Managerial Personal :

In terms of Section 197 read with Schedule V of the Companies Act, 2013, the Financial Year 2023-2024 being the fourth year of inadequate profits during the tenure (2020-25) of Ms. Irmgard Velagapudi, Managing Director and Mr. Vinod R. Sethi, Executive Chairman, the minimum remuneration paid to Managerial Personnel of a sum of Rs. 60.52/- for the Financial Year 2023-24 is ratified by the Board of Directors in its Meeting held on 29.05.2024 based on the recommendation of Nomination and Remuneration Committee. In pursuance of Section 197(10), a special resolution will be placed before the shareholders for their approval in the ensuing Annual General Meeting.

56. The Company has not advanced or loaned or invested funds to any other person(s) or entity(ies), including foreign entities (Intermediaries) with the understanding that the Intermediary shall:

- a. directly or indirectly lend or invest in other persons or entities identified in any manner whatsoever by or on behalf of the company (Ultimate Beneficiaries) or
- b. provide any guarantee, security or the like to or on behalf of the Ultimate Beneficiaries.

57. The Company has not received any fund from any person(s) or entity(ies), including foreign entities (Funding Party) with the understanding (whether recorded in writing or otherwise) that the Company shall:

- a. directly or indirectly lend or invest in other persons or entities identified in any manner whatsoever by or on behalf of the Funding Party (Ultimate Beneficiaries) or
- b. provide any guarantee, security or the like on behalf of the Ultimate Beneficiaries.

NOTES TO CONSOLIDATED FINANCIAL STATEMENTS (CONTD.,)

CONSOLIDATED FINANCIAL STATEMENTS

58. List of entities consolidated

Name of the entity in the Group	Net Assets i.e Total assets minus total liabilities		Share in profit or loss		Share in Other Comprehensive income		Share in total Comprehensive income	
	As % of Consolidated net assets	Amount	As % of Consolidated profit or loss	Amount	As % of Consolidated Other comprehensive income	Amount	As % of Consolidated comprehensive income	Amount
Parent								
KCP Sugar and Industries Corporation Limited	84%	36988.18	85%	5626.48	18%	34.57	83%	5661.05
Subsidiaries								
1. The EIMCO KCP Ltd	14%	6321.87	15%	967.26	4%	8.72	14%	975.98
2. KCP Sugars Agricultural Research Farms Ltd	1%	557.85	0%	12.17	78%	150.62	2%	162.79
3. Quality engineering works	0%	0.00	0%	10.04	0%	0.00	0%	10.04
Total	100%	43867.90	100%	6615.95	100%	193.91	100%	6809.86

Note : Figures of Quality Engineering Works not considered in " THE EIMCO - K.C.P. Limited" Financials.

59. Previous year's figures have been regrouped and reclassified wherever necessary.

NOTES TO CONSOLIDATED FINANCIAL STATEMENTS (CONTD.,)



60 - SEGMENT REPORTING :

(The Company has identified the reportable segments as on 31/03/2024 and others taking into account the nature of products and services, the different risks and returns and the internal reporting systems. The accounting policies for segment reporting are in line with the accounting policies followed by the Company.

Amount In Rupees in Lakhs

	PARTICULARS	PRIMARY SEGMENT				TOTAL
		SUGAR	CHEMICALS	POWER & FUEL	ENGINEERING	
1	Segment Revenue					
	External Revenue	21575.88	4396.71	262.16	6512.65	34568.10
	Inter Segment Revenue	5667.67	161.86	2359.72	-	8189.42
	Total Revenues	27243.55	4558.57	2621.88	6512.65	42757.52
2	Segment Results					
	Profit before depreciation, finance cost and taxation	651.41	59.20	408.33	2115.07	3635.98
	Less : Finance Cost	409.73	65.84	3.93	68.75	575.34
	Less : Unallocable Finance Cost	-	-	-	-	543.91
	Less: Depreciation and Amortizations	183.59	119.04	85.35	109.36	570.20
	Less: Unallocable Depreciation and Amortizations	-	-	-	-	18.18
	Less: Impairment on Capital Assets	-	-	-	-	-
	Profit on Sale of Lakshipuram Plant and Machinery	-	-	-	-	804.42
	Unallocable Expenditure	-	-	-	-	5347.37
	Less : Tax	-	-	-	-	1270.29
	Total Profit	58.09	(125.67)	319.05	1936.95	6809.86
3	Capital Employed					
	Segment Assets	16727.20	2457.62	1637.94	11456.84	39090.85
	Unallocable Assets	-	-	-	-	27949.89
	Segment Liabilities	10560.18	71.19	16.44	3515.80	15379.74
	Unallocable Liabilities	-	-	-	-	7793.10
	Capital Employed	-	-	-	-	-
	Capital Expenditure	206.95	264.01	19.93	176.09	696.84

1. The operations of the Company predominantly relate to manufacture of Sugar, Electrical Energy, Engineering, Bio - Fertilizers and Chemicals comprising mainly Industrial Alcohol, Surgical Spirit, CO2 and Calcium Lactate.

2. The Business segments that are disclosed under "Others" comprise of Bio - Fertilizers and Urad Dal.

3. Inter segment transfers are priced at market rates excepting Steam which has no market rate and hence valued at cost.

ii) Geographical Segment:

Amount In Rupees in Lakhs

Particulars	Current Reporting Period 2023 - 2024	Previous Reporting Period 2022 - 2023
Sales Within India	32364.16	27126.37
Sales Outside India	2203.94	1799.20
Total	34568.10	28925.58

Note: Company does not own or operate any business outside India

Carrying Amounts of Geographical Assets and additions to tangible and intangible fixed assets:

	Carrying Amounts of Segment Assets	Additions to Fixed Assets & Intangible Assets
	Current Reporting Period	Current Reporting Period
Located in India	66576.74	62786.55
Located outside India	-	-
Total	66576.74	62786.55

As per our report of even date attached

For and on behalf of the Board of Directors

For **B.Purushottam & Co.,**
Chartered Accountants
Firm Regn No.: 002808S

IRMGARD VELAGAPUDI
Managing Director
DIN: 00091370

B MAHIDHAR KRRISHNA
Partner

Membership No.243632

Place: Chennai
Date : 29/05/2024

K.PANNEER SELVAN
Chief Financial Officer
CMA M. No.: 9894

T.KARTHIK NARAYANAN
Company Secretary
M. No.: A51274

KIRAN VELAGAPUDI
Executive Director
DIN: 00091466

