

Ref.: MTL/SEC/2024-25/84

Date: 12-11-2024

To, The Manager (Listing) BSE Limited, Floor 25, P.J. Towers, Dalal Street, Mumbai-400001	To National Stock Exchange of India Ltd, Exchange Plaza, Bandra Kurla Complex, Bandra (East), Mumbai- 400051
Scrip Code: 511768	Symbol: MASTERTR

Subject: **GLIMPSE OF FINANCIAL PERFORMANCE AND HIGHLIGHTS FOR THE QUARTER AND HALF YEAR ENDED SEPTEMBER 30, 2024.**

In pursuance to the provisions of Regulations 30 of SEBI (Listing Obligations and Disclosure Requirements) Regulations, 2015, please find attached herewith Glimpse of Financial Performance and highlights for the Quarter and Half year ended September 30, 2024.

You are requested to take the above mentioned information on your records.

Thanking You

For Master Trust Limited

Vikas Gupta
Company Secretary & Compliance Officer
FCS 12192

Enclosed as above

MASTER TRUST LIMITED

CIN : L65991PB1985PLC006414

Regd. Office: Master Chambers, SCO 19, 3rd Floor, Feroze Gandhi Market, Ludhiana, Punjab-141 001 • Tel.: 0161-5043500

Corporate Office: 1012, 10th Floor, Arunachal Building, 19, Barakhmba Road, New Delhi-110001 • Tel.: 011-42111000

E-mail: secretarial@mastertrust.co.in • Website: www.mastertrust.co.in

Q2 FY2024-2025

RESULTS DECLARED ON 12TH NOV, 2024



HIGHLIGHTS

MASTER TRUST LIMITED




Table of Contents

- ✓ About mastertrust
- ✓ Snapshot
- ✓ Wide range of Trading & Investment Solutions
- ✓ Presence Across India
- ✓ Daily Average Trading Turnover
- ✓ Online & Offline Broking Share Ratio
- ✓ Financial Highlights
- ✓ Exploring Growth & Servicing Opportunities



About *mastertrust*

About us

mastertrust Group is one of India's leading diversified financial services conglomerate. It provides a broad range of financial products and services to individuals and corporates. Established in 1985, mastertrust Group has been driven by a vision to be a well-diversified financial shop for wealth creation and to be an ideal service provider in the domain of business.



Snapshot

Snapshot



One of the leading Brokers in Indian Market



Offer Opportunities in wide range of Asset Classes



974+ Business Partners



1255+ Employees



39 Years of Professional Services



4,09,365 Registered Clients

Wide Range of *Trading & Investment Solutions*

Wide Range of Trading & Investment Solutions



mastertrust offers a wide range of Wealth Products & Trading Solutions.

Online Trading

- Instant Trading & Demat Account
- Trading in Equity, Currency & Commodity
- Personalised Pricing Plans
- Reports & Analysis

Mutual Funds

- Access to Top Mutual Funds
- Expert Assistance
- Reports & Analysis

Insurance

- Compare & Buy from the bucket of the leading Insurance products
- Life, Health & General Insurance

Fixed Income Securities

- Tax Free bonds, PSU & Corporate Bonds, Sovereign Gold Bonds & Corporate FDs

PMS

- Personalised Assistance
- In-House & Outsourced products
- Market & Research based products

Structured Products

- Real estate funds & private equity

Presence **Across India**

Presence Across India

Andhra Pradesh

Assam

Bihar

Chandigarh

Chhattisgarh

Delhi

Gujarat

Haryana

Himachal Pradesh

Jammu and Kashmir

Jharkhand

Karnataka

Madhya Pradesh

Maharashtra

Orissa

Punjab

Rajasthan

Tamil Nadu

Telangana

Uttar Pradesh

Uttarakhand

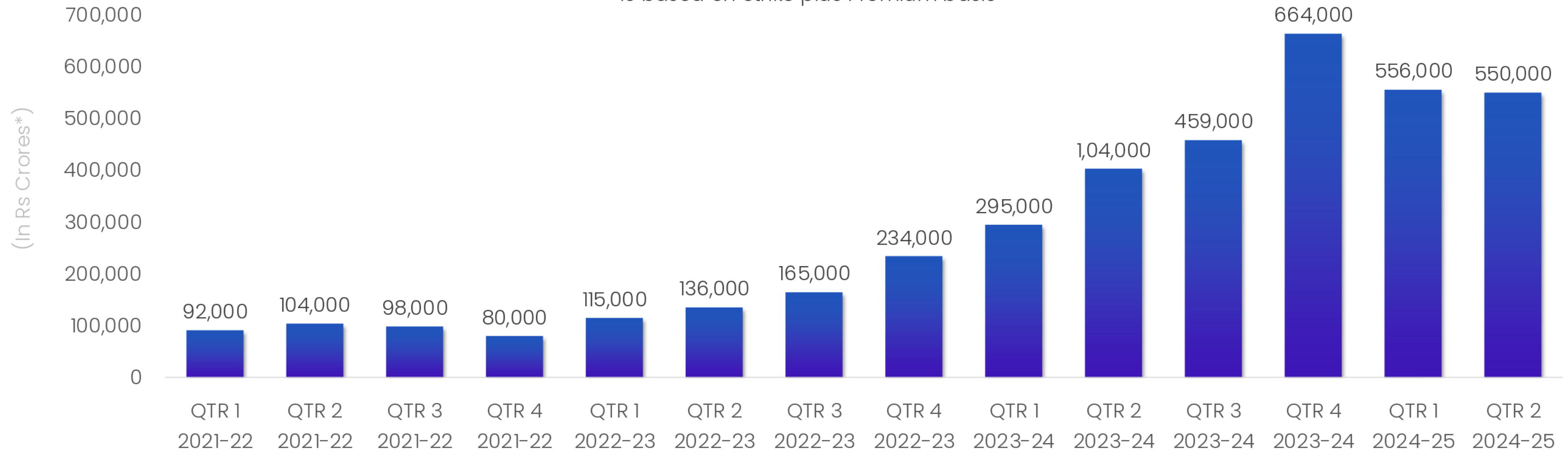
West Bengal



Daily Average *Turnover*

Daily Average Trading Turnover (QOQ)

In Daily Average Trading Turnover, the options turnover is based on Strike plus Premium basis

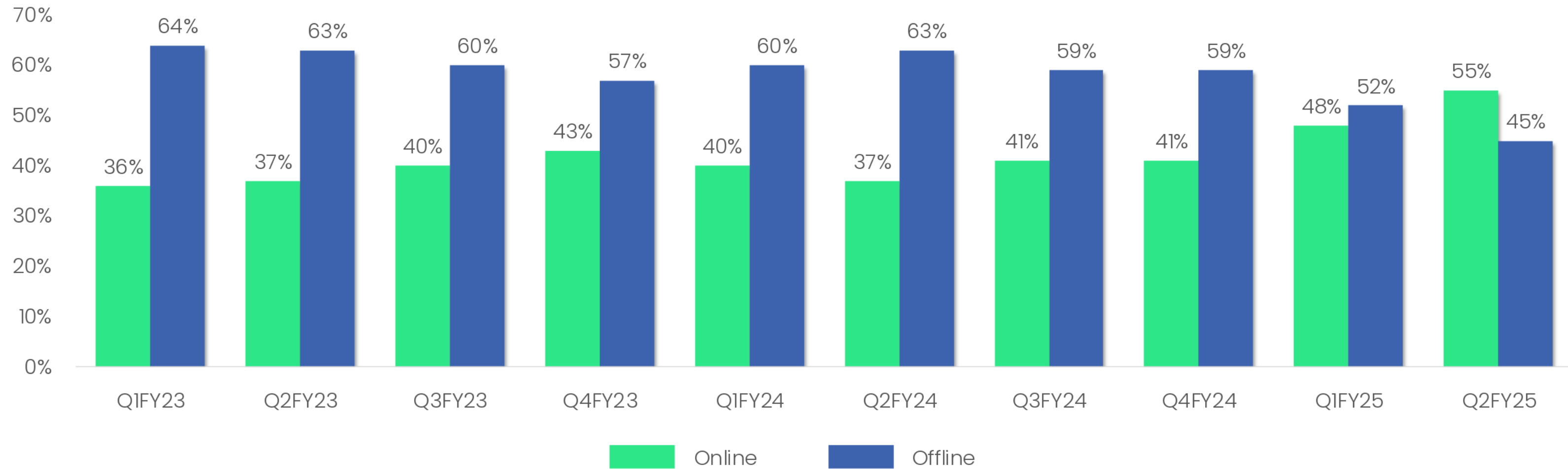


*Gross Value rounded off to '000

Online & Offline *Broking* *Share Ratio*

Online & Offline Broking Share Ratio

Broking Share



Financial Highlights

Consolidated Financial Highlights








(In Rs. Millions)

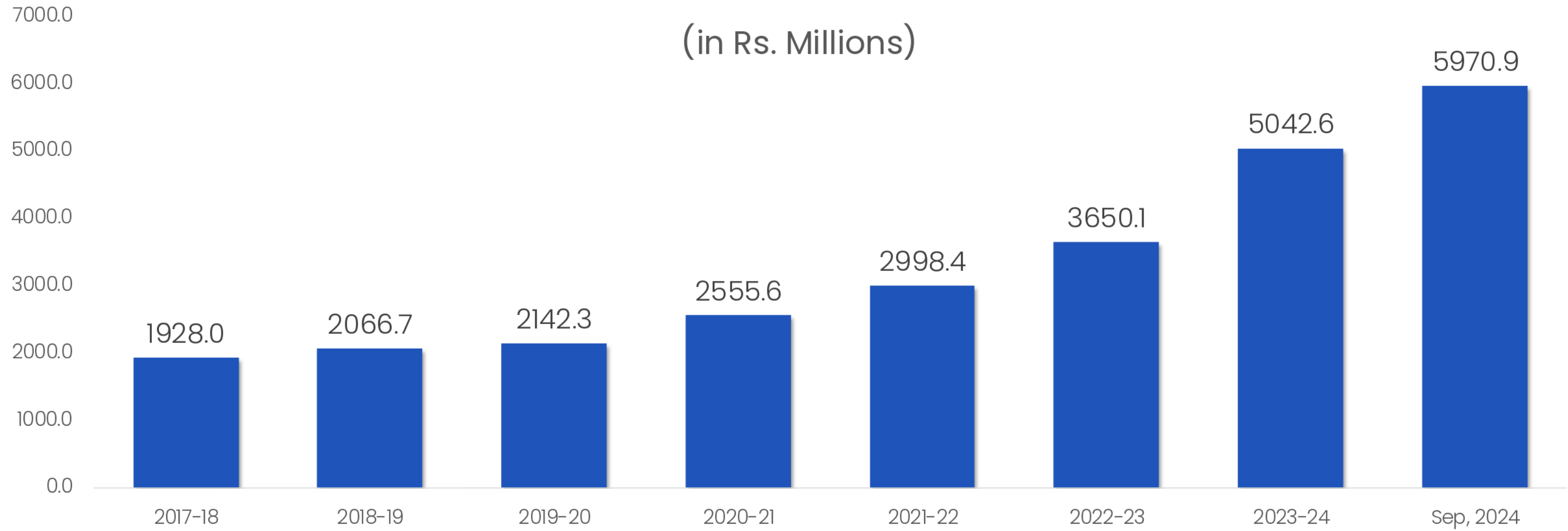
Particulars	Quarter Ended 30th September, 2024	Quarter Ended 30th September, 2023	Half Year Ended 30th September, 2024	Half Year Ended 30th September, 2023
Total Income	1537.2	1202.9	3140.8	2127.2
EBITDA	641.6	455.4	1260.7	826.1
Profit Before Tax	485.6	305.4	940.3	554.0
Profit After Tax	368.9	233.3	715.4	424.7
EPS (In Rs.)	3.4	2.1	6.5	3.9

EPS is calculated on Face Value of Rs.1 each per share.*

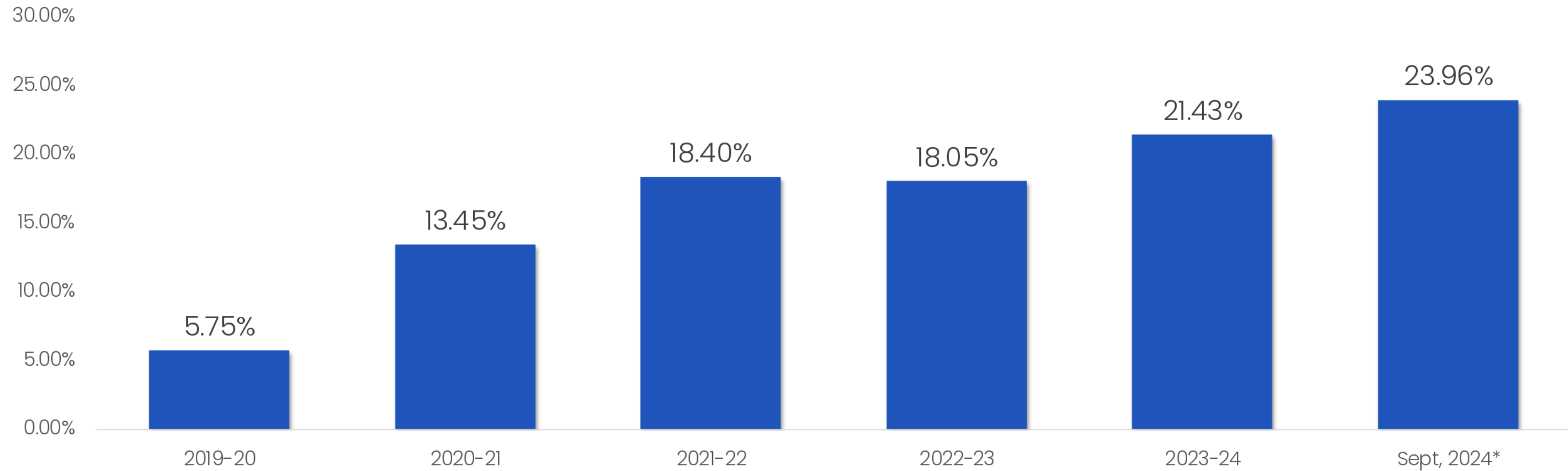
Consolidated Growth Numbers

	From Q2FY24 to Q2FY25	From HYFY24 to HYFY25
 TOTAL INCOME INCREASED BY	27.8%	47.6%
 EBITDA INCREASED BY	40.9%	52.6%
 PBT INCREASED BY	59.0%	69.7%
 PAT INCREASED BY	58.1%	68.4%
 EPS INCREASED BY	61.9%	66.7%

Consolidated Net Worth



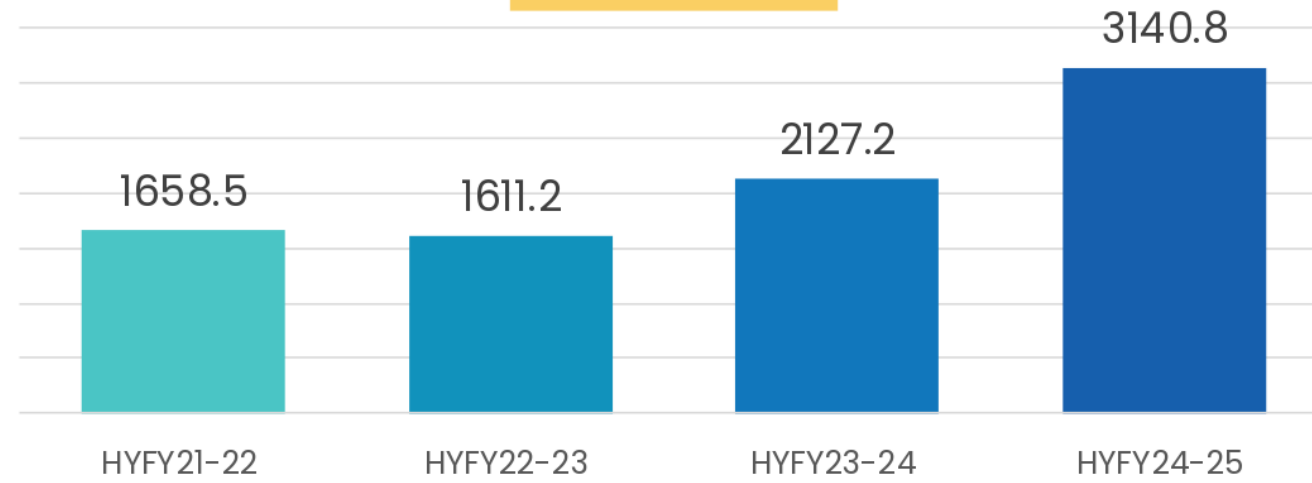
Return on Equity (ROE)



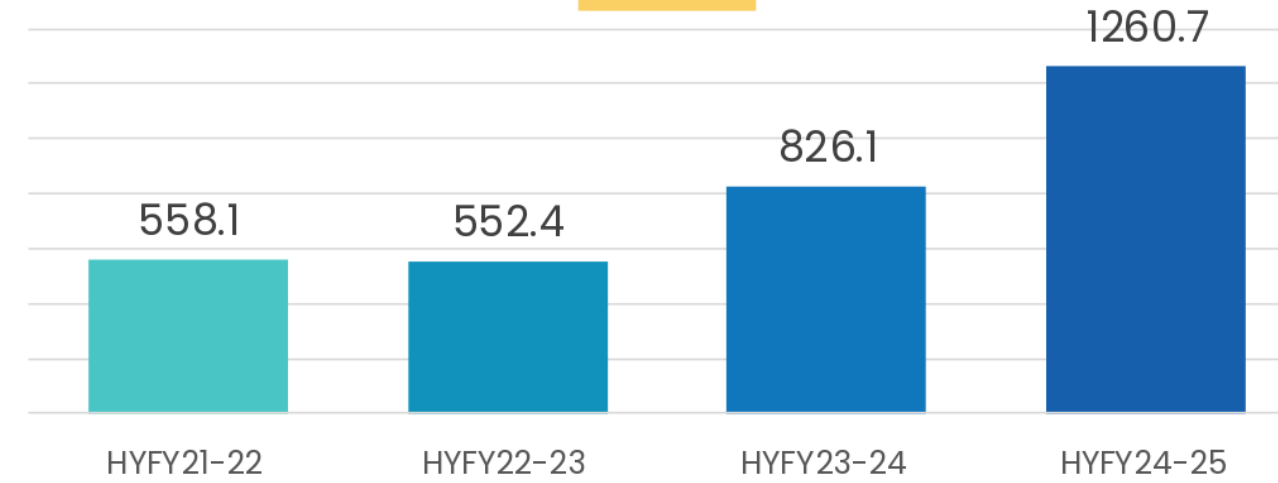
*Annualized

Consolidated Financial (In Rs. Millions)

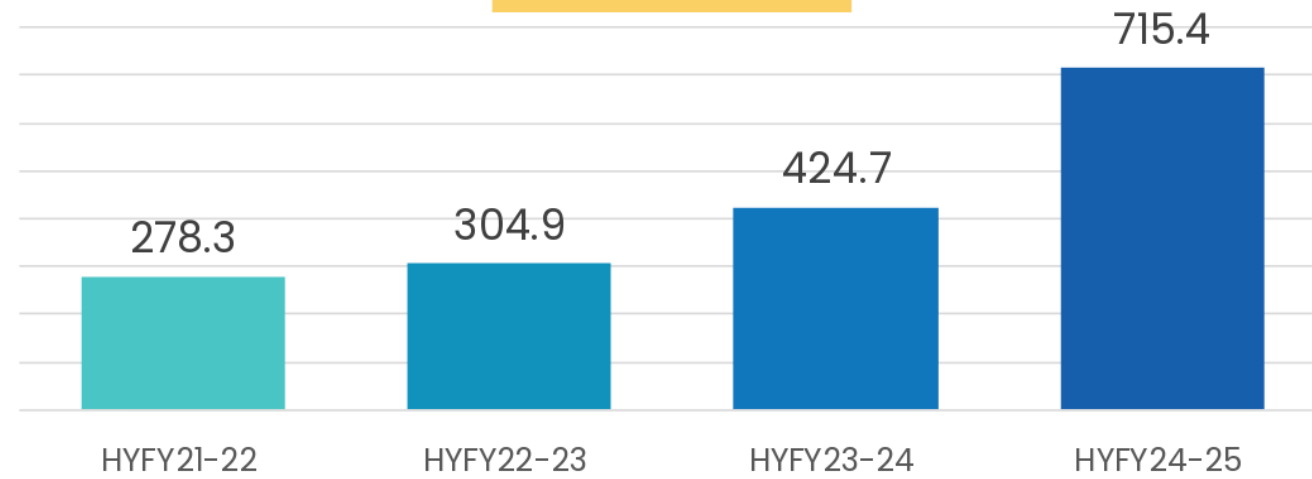
Total Income



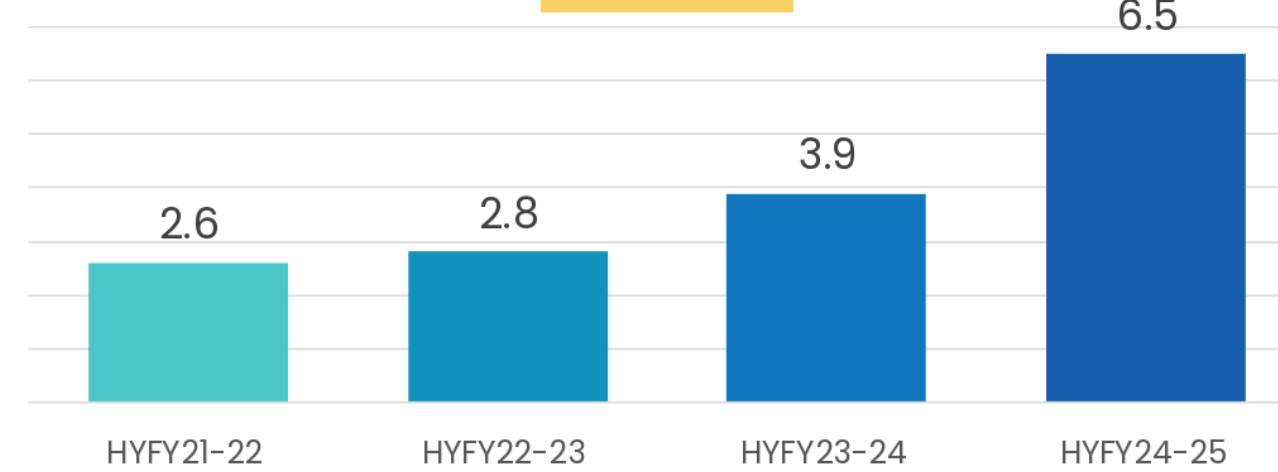
EBITDA



Profit After Tax



EPS-Basic



EPS is calculated on Face Value of Rs. 1 each per share.*

Exploring *Growth & Servicing* Opportunities

Exploring Growth & Servicing Opportunities

This quarter, StreetXperts® was able to collaborate and bring more seminars and webinars for our audience.

StreetXperts® democratizes financial knowledge with extensive resources & immersive workshops. During this quarter we were able to dive into topics like taxation, algorithmic trading & investing in NSE Indices. Our thoughtfully crafted webinars aim to simplify these complex subjects and are being led by seasoned Financial Experts. Our initiative empowers clients to navigate the intricacies of finance confidently & help build a secure & robust financial future.



StreetXperts®

Webinar were held on :

Thursday, 29 August 2024



StreetXperts | Trading Opportunities in NSE Index – Nifty Next50 | mastertrust

Webinar were held on :

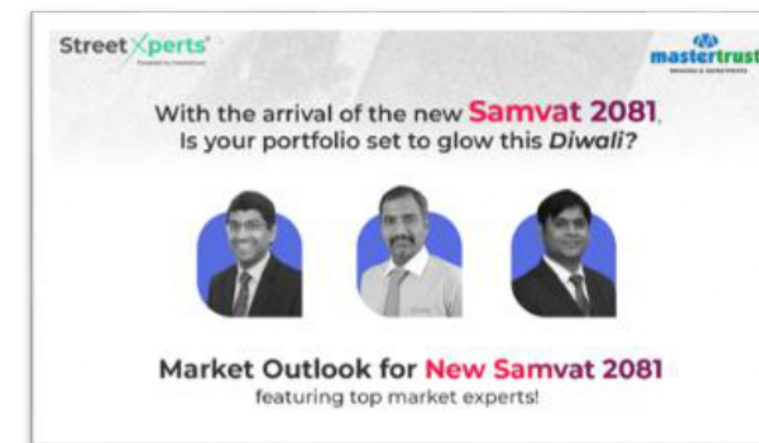
Thursday, 03 October 2024



StreetXperts | The Essence of Asset Allocation in Today's Market Scenario! | mastertrust

Webinar were held on :

Thursday, 24 October 2024



StreetXperts | Market Outlook for New Samvat 2081 | mastertrust

Disclaimer



This information may contain certain forward-looking statements/details in the current scenario and contains selected information about the activities of “Master Trust Limited” (the “Company”) and its subsidiaries (the “Group”) as at the date of the presentation. It does not purport to present a comprehensive overview of the Group or contain all the information necessary to evaluate an investment in the Company. This is for information purposes only and is not a prospectus, disclosure document or other offering document under any law, nor does it form part of any present or future invitation, recommendation or offer to purchase or sell securities of the Group in any jurisdiction. No part of this information, nor the fact of its distribution, should form the basis of, or be relied on in connection with any contract or commitment or investment decision whatsoever. In addition, as this contains general, summary and selected information about the Group, it may omit material information about the Group and is not a complete description of the Group’s business and the risks relating to it. Therefore, this information should not form the basis of any investment decision to purchase or sell the Group’s securities. The Company under takes no obligation to publicly update or revise any of the opinions or forward looking statements expressed in this section, consequent to new information, future events or otherwise.

Call us at

080-69991111

Registered Office

Master Trust Limited
Master Chambers, SCO-19,
Feroze Gandhi Market,
Ludhiana-141001

Write to us

helpdesk@mastertrust.co.in

Corporate Office

1012, 10th Floor, Arunachal
Building, 19, Barakhamba
Road, New Delhi-110001

