



**Finolex**  
**Cables Limited**  
AN IS/ISO 9001 CERTIFIED COMPANY

FCL:SEC:SE:25:12

12<sup>th</sup> February, 2025

Corporate Relations Department BSE Limited 1st Floor, New Trading Ring Rotunda Building, P J Towers Dalal Street, Fort Mumbai – 400 001	The Manager Listing Department National Stock Exchange of India Ltd 'Exchange Plaza', C-1, Block G, Bandra – Kurla Complex, Bandra (E), Mumbai – 400 051
Scrip Code: 500144	Scrip Code: FINCABLES

**Subject: Integrated Filing (Financial) for the Quarter and Nine months ended 31<sup>st</sup> December, 2024**

**Ref: SEBI Circular No. SEBI/HO/CFD/CFD-PoD-2/CIR/P/2024/185 dated December 31, 2024**

Dear Sir/Madam,

Pursuant to SEBI Circular No SEBI/HO/CFD/CFD-PoD-2/CIR/P/2024/185 dated December 31, 2024, read with BSE Circular No. 20250102-4 and NSE Circular No. NSE/CML/2025/02 dated January 2, 2025, we are submitting herewith the Integrated Filing (Financial) for the Quarter and Nine months ended on 31<sup>st</sup> December, 2024.

The above information is also available on the website of the Company <https://www.finolex.com/>.

You are requested to take the same on your record.

Thanking you,

Yours truly,

**For FINOLEX CABLES LIMITED**

**Gayatri Kulkarni**  
**Assistant Company Secretary**  
**& Compliance Officer**  
**Encl: As above**

**Registered Office:**

26-27, Mumbai-Pune Road, Pimpri, Pune – 411018. Tel: 020 27506200.  
Visit us at: [www.finolex.com](http://www.finolex.com) | Email: [sales@finolex.com](mailto:sales@finolex.com) | CIN: L31300MH1967PL016531

**XCEEDS**  
**EXPECTATIONS**

Finolex Cables Limited

Registered Office : 26/27, Mumbai-Pune Road, Pimpri, Pune 411018 (India)  
Tel. 27475963 Fax : (91) (020) 27472239 website : http://www.finolex.com

CIN : L31300MH1967PLC016531

Statement of Standalone Financial Results for the quarter and nine months ended 31st December, 2024

(Rs. In Crore)

	Particulars	Quarter ended			Nine months ended		Year ended
		31-Dec-24	30-Sep-24	31-Dec-23	31-Dec-24	31-Dec-23	31-Mar-24
		Unaudited	Unaudited	Unaudited	Unaudited	Unaudited	Audited
I	Revenue from Operations	1,182.11	1,311.72	1,221.68	3,724.31	3,613.37	5,014.39
II	Other Income	44.74	101.83	45.03	192.90	168.38	218.05
III	<b>Total Income (I+II)</b>	<b>1,226.85</b>	<b>1,413.55</b>	<b>1,266.71</b>	<b>3,917.21</b>	<b>3,781.75</b>	<b>5,232.44</b>
IV	<b>Expenses</b>						
	Cost of material consumed	1,065.85	823.65	901.93	3,113.09	2,782.92	3,817.42
	Purchase of stock-in-trade	15.07	18.49	21.10	55.14	56.83	75.92
	Changes in inventories of finished goods, stock-in-trade and work in progress	(152.21)	245.87	42.78	(158.83)	(0.98)	54.99
	Employee benefits expense	47.51	47.46	45.11	140.66	130.37	177.31
	Finance costs	0.39	0.38	0.42	1.17	1.15	2.03
	Depreciation and amortization expense	11.73	11.75	10.86	34.19	32.20	43.85
	Other expenses	76.87	77.74	77.65	226.37	222.52	308.07
	<b>Total Expenses (IV)</b>	<b>1,065.21</b>	<b>1,225.34</b>	<b>1,099.85</b>	<b>3,411.79</b>	<b>3,225.01</b>	<b>4,479.59</b>
V	<b>Profit before tax (III-IV)</b>	<b>161.64</b>	<b>188.21</b>	<b>166.86</b>	<b>505.42</b>	<b>556.74</b>	<b>752.85</b>
VI	<b>Tax expense</b>						
	(1) Current tax	29.41	34.39	30.64	95.12	115.64	158.04
	(2) Deferred tax charge/(credit)	8.29	7.73	8.47	17.76	15.72	23.21
	<b>Total tax expense (VI)</b>	<b>37.70</b>	<b>42.12</b>	<b>39.11</b>	<b>112.88</b>	<b>131.36</b>	<b>181.25</b>
VII	<b>Profit for the quarter/period/year (V-VI)</b>	<b>123.94</b>	<b>146.09</b>	<b>127.75</b>	<b>392.54</b>	<b>425.38</b>	<b>571.60</b>
VIII	<b>Other Comprehensive Income / (Expense)</b>						
	(A) Items that will not be reclassified to profit or loss						
	(i) Re-measurement gain/ (loss) on defined benefit plans	(0.27)	(0.55)	-	(0.82)	(0.78)	(2.04)
	(ii) Fair value change in equity instruments	(17.67)	(2.02)	7.84	(11.65)	31.20	36.91
	(iii) Income tax relating to these items	0.78	1.03	(0.51)	2.42	(0.81)	(3.17)
	(B) Items that will be reclassified to profit or loss	-	-	-	-	-	-
	<b>Other Comprehensive Income / (Expense) for the quarter/period/year (VIII)</b>	<b>(17.16)</b>	<b>(1.54)</b>	<b>7.33</b>	<b>(10.05)</b>	<b>29.61</b>	<b>31.70</b>
IX	<b>Total Comprehensive Income for the quarter/period/year (VII + VIII)</b>	<b>106.78</b>	<b>144.55</b>	<b>135.08</b>	<b>382.49</b>	<b>454.99</b>	<b>603.30</b>
X	Paid up equity share capital (Face value Rs. 2 per share)	30.59	30.59	30.59	30.59	30.59	30.59
XI	Other Equity						4,175.29
XII	Earnings per equity share (Face value Rs. 2 per share):						
	(1) Basic (In Rs.)/Share (not annualised for quarters)	8.10	9.55	8.35	25.67	27.81	37.37
	(2) Diluted (In Rs.)/Share (not annualised for quarters)	8.10	9.55	8.35	25.67	27.81	37.37

2  
S  
R




Standalone Segment wise Revenue, Results, Assets and Liabilities.

(Rs. In Crore)

Particulars	Quarter ended			Nine months ended		Year ended
	31-Dec-24	30-Sep-24	31-Dec-23	31-Dec-24	31-Dec-23	31-Mar-24
	Unaudited	Unaudited	Unaudited	Unaudited	Unaudited	Audited
<b>Segment Revenue</b>						
A. Electrical cables	972.15	1,104.09	1,020.92	3,108.00	3,020.95	4,221.63
B. Communication cables	130.26	135.37	130.26	384.78	403.25	531.20
C. Copper rods	451.01	348.87	433.37	1,202.63	1,263.71	1,744.24
D. Others	63.02	60.40	59.89	190.98	161.22	225.15
<b>Total segment revenue</b>	<b>1,616.44</b>	<b>1,648.73</b>	<b>1,644.44</b>	<b>4,886.39</b>	<b>4,849.13</b>	<b>6,722.22</b>
Less : Inter segment revenue	(434.33)	(337.01)	(422.76)	(1,162.08)	(1,235.76)	(1,707.83)
<b>Net segment revenue</b>	<b>1,182.11</b>	<b>1,311.72</b>	<b>1,221.68</b>	<b>3,724.31</b>	<b>3,613.37</b>	<b>5,014.39</b>
<b>Segment Results</b>						
A. Electrical cables	116.00	91.42	119.90	323.23	392.56	537.57
B. Communication cables	1.46	2.17	2.74	6.58	8.18	11.28
C. Copper rods	1.17	0.57	0.96	2.99	2.63	4.17
D. Others	1.72	0.55	0.74	3.07	2.32	3.14
<b>Total segment results</b>	<b>120.35</b>	<b>94.71</b>	<b>124.34</b>	<b>335.87</b>	<b>405.69</b>	<b>556.16</b>
(Less) : Finance costs	(0.39)	(0.38)	(0.42)	(1.17)	(1.15)	(2.03)
Add /(Less) : unallocable income net of unallocable expenditure	41.68	93.88	42.94	170.72	152.20	198.72
<b>Profit before tax</b>	<b>161.64</b>	<b>188.21</b>	<b>166.86</b>	<b>505.42</b>	<b>556.74</b>	<b>752.85</b>
<b>Segment Assets</b>						
A. Electrical cables	1,246.45	1,100.06	1,086.40	1,246.45	1,086.40	990.04
B. Communication cables	497.17	423.11	325.57	497.17	325.57	348.48
C. Copper rods	15.08	86.59	21.10	15.08	21.10	28.78
D. Others	94.80	92.94	40.40	94.80	40.40	92.89
Unallocable Assets	3,074.65	3,267.17	2,935.55	3,074.65	2,935.55	3,167.68
<b>Total Assets</b>	<b>4,928.15</b>	<b>4,969.87</b>	<b>4,409.02</b>	<b>4,928.15</b>	<b>4,409.02</b>	<b>4,627.87</b>
<b>Segment Liabilities</b>						
A. Electrical cables	284.22	313.44	224.24	284.22	224.24	258.37
B. Communication cables	35.33	33.34	22.93	35.33	22.93	33.11
C. Copper rods	2.84	2.38	1.85	2.84	1.85	1.56
D. Others	17.41	16.06	9.10	17.41	9.10	14.38
Unallocable Liabilities	122.32	245.41	93.33	122.32	93.33	114.57
<b>Total Liabilities</b>	<b>462.12</b>	<b>610.63</b>	<b>351.45</b>	<b>462.12</b>	<b>351.45</b>	<b>421.99</b>

Others segment mainly comprises of Trading of Electrical and other goods.

2  
43  
e



**Notes:**

- 1 The above results were reviewed by the Audit Committee and were thereafter approved by the Board of Directors at their respective meetings held on 12th February, 2025.
- 2 The Statutory Auditors have carried out a limited review of the unaudited standalone financial results for the quarter and nine months ended 31st December, 2024.

By Order of the Board



Ratnakar Barve  
Whole Time Director - Chairman  
DIN : 09341821

Place : Pune  
Date: 12th February, 2025

2  
SS  
10

## INDEPENDENT AUDITOR'S REVIEW REPORT ON REVIEW OF INTERIM STANDALONE FINANCIAL RESULTS

### TO THE BOARD OF DIRECTORS OF FINOLEX CABLES LIMITED

1. We have reviewed the accompanying Statement of Standalone Unaudited Financial Results of **FINOLEX CABLES LIMITED** ("the Company"), for the quarter and nine months ended December 31, 2024 ("the Statement"), being submitted by the Company pursuant to the requirement of Regulation 33 of the SEBI (Listing Obligations and Disclosure Requirements) Regulations, 2015, as amended ("the Listing Regulations").
2. This Statement, which is the responsibility of the Company's Management and approved by the Company's Board of Directors, has been prepared in accordance with the recognition and measurement principles laid down in the Indian Accounting Standard 34 "Interim Financial Reporting" ("Ind AS 34"), prescribed under Section 133 of the Companies Act, 2013 read with relevant rules issued thereunder and other accounting principles generally accepted in India and in compliance with Regulation 33 of the Listing Regulations. Our responsibility is to express a conclusion on the Statement based on our review.
3. We conducted our review of the Statement in accordance with the Standard on Review Engagements (SRE) 2410 'Review of Interim Financial Information Performed by the Independent Auditor of the Entity', issued by the Institute of Chartered Accountants of India (ICAI). A review of interim financial information consists of making inquiries, primarily of the Company's personnel responsible for financial and accounting matters, and applying analytical and other review procedures. A review is substantially less in scope than an audit conducted in accordance with Standards on Auditing specified under section 143(10) of the Companies Act, 2013 and consequently does not enable us to obtain assurance that we would become aware of all significant matters that might be identified in an audit. Accordingly, we do not express an audit opinion.
4. Based on our review conducted as stated in paragraph 3 above, nothing has come to our attention that causes us to believe that the accompanying Statement, prepared in accordance with the recognition and measurement principles laid down in the aforesaid Indian Accounting Standard and other accounting principles generally accepted in India, has not disclosed the information required to be disclosed in terms of Regulation 33 of the SEBI (Listing Obligations and Disclosure Requirements) Regulations, 2015, as amended, including the manner in which it is to be disclosed, or that it contains any material misstatement.

For **DELOITTE HASKINS & SELLS LLP**

Chartered Accountants  
(Firm's Registration No. 117366W/W-100018)



**Kedar Raje**  
Partner

Membership No. 102637  
UDIN: 25102637BMKSKW3530

Place: Pune

Date: February 12, 2025

SM

Finolex Cables Limited

Registered Office : 26/27, Mumbai-Pune Road, Pimpri, Pune 411018 (India)  
Tel. 27475963 Fax : (91) (020) 27472239 website : http://www.finolex.com  
CIN : L31300MH1967PLC016531

Statement of Consolidated Financial Results for the quarter and nine months ended 31st December, 2024

(Rs. In Crore)

	Particulars	Quarter ended			Nine months ended		Year ended
		31-Dec-24	30-Sep-24	31-Dec-23	31-Dec-24	31-Dec-23	31-Mar-24
		Unaudited	Unaudited	Unaudited	Unaudited	Unaudited	Audited
I	Revenue from Operations	1,182.11	1,311.72	1,221.68	3,724.31	3,613.37	5,014.39
II	Other Income	44.74	51.59	45.03	142.66	125.67	175.34
III	<b>Total Income (I+II)</b>	<b>1,226.85</b>	<b>1,363.31</b>	<b>1,266.71</b>	<b>3,866.97</b>	<b>3,739.04</b>	<b>5,189.73</b>
IV	<b>Expenses</b>						
	Cost of material consumed	1,065.85	823.65	901.93	3,113.09	2,782.92	3,817.42
	Purchase of stock-in-trade	15.07	18.49	21.10	55.14	56.83	75.92
	Changes in inventories of finished goods, stock-in-trade and work in progress	(152.21)	245.87	42.78	(158.83)	(0.98)	54.99
	Employee benefits expense	47.51	47.46	45.11	140.66	130.37	177.31
	Finance costs	0.39	0.38	0.42	1.17	1.15	2.03
	Depreciation and amortization expense	11.73	11.75	10.86	34.19	32.20	43.85
	Other expenses	68.15	70.37	77.06	203.81	217.93	300.54
	<b>Total Expenses (IV)</b>	<b>1,056.49</b>	<b>1,217.97</b>	<b>1,099.26</b>	<b>3,389.23</b>	<b>3,220.42</b>	<b>4,472.06</b>
V	<b>Profit before share of net profit of associate and joint ventures and tax (III-IV)</b>	<b>170.36</b>	<b>145.34</b>	<b>167.45</b>	<b>477.74</b>	<b>518.62</b>	<b>717.67</b>
VI	Share of net profit of an Associate and Joint Ventures (Includes exceptional income from associate)	22.20	5.34	30.31	183.25	95.61	146.12
VII	<b>Profit before tax (V+VI)</b>	<b>192.56</b>	<b>150.68</b>	<b>197.76</b>	<b>660.99</b>	<b>614.23</b>	<b>863.79</b>
VIII	<b>Tax expense</b>						
	(1) Current tax	29.41	34.39	30.64	95.12	115.64	158.04
	(2) Deferred tax	15.90	(1.60)	16.14	56.81	33.00	54.06
	<b>Total tax expense (VIII)</b>	<b>45.31</b>	<b>32.79</b>	<b>46.78</b>	<b>151.93</b>	<b>148.64</b>	<b>212.10</b>
IX	<b>Profit for the quarter/period/year (VII-VIII)</b>	<b>147.25</b>	<b>117.89</b>	<b>150.98</b>	<b>509.06</b>	<b>465.59</b>	<b>651.69</b>
X	<b>Other Comprehensive Income / (Expense)</b>						
	(A) Items that will not be reclassified to profit or loss						
	(i) Re-measurement gain/ (loss) on defined benefit plans	(0.27)	(0.55)	-	(0.82)	(0.78)	(2.04)
	(ii) Fair value change in equity instruments	(17.67)	(2.02)	7.84	(11.65)	31.20	36.91
	(iii) Income tax relating to these items	0.78	1.03	(0.51)	2.42	(0.81)	(3.17)
	(iv) Share of Other Comprehensive Income/(Expense) of the associate and joint ventures	(0.20)	(0.17)	(0.43)	(0.57)	(1.29)	(0.83)
	(B) Items that will be reclassified to profit or loss	-	-	-	-	-	-
	<b>Other Comprehensive Income / (Expense) for the quarter/period/year (X)</b>	<b>(17.36)</b>	<b>(1.71)</b>	<b>6.90</b>	<b>(10.62)</b>	<b>28.32</b>	<b>30.87</b>
XI	<b>Total Comprehensive Income for the quarter/period/year (IX+X)</b>	<b>129.89</b>	<b>116.18</b>	<b>157.88</b>	<b>498.44</b>	<b>493.91</b>	<b>682.56</b>
	<b>Profit for the quarter/period/year attributable to:</b>						
	- Owners of the Company	147.25	117.89	150.98	509.06	465.59	651.69
	- Non-controlling interest	-	-	-	-	-	-
	<b>Other Comprehensive Income / (Expense) for the quarter/period/year attributable to:</b>						
	- Owners of the Company	(17.36)	(1.71)	6.90	(10.62)	28.32	30.87
	- Non-controlling interest	-	-	-	-	-	-
	<b>Total Comprehensive Income for the quarter/period/year attributable to:</b>						
	- Owners of the Company	129.89	116.18	157.88	498.44	493.91	682.56
	- Non-controlling interest	-	-	-	-	-	-
XII	Paid up equity share capital (Face value Rs. 2 per share)	30.59	30.59	30.59	30.59	30.59	30.59
XIII	Other Equity						4,915.27
XIV	Earnings per equity share (Face value Rs. 2 per share):						
	(1) Basic (In Rs.)/Share (not annualised for quarters)	9.63	7.71	9.87	33.29	30.44	42.61
	(2) Diluted (In Rs.)/Share (not annualised for quarters)	9.63	7.71	9.87	33.29	30.44	42.61

5/2/24

**Consolidated Segment wise Revenue, Results, Assets and Liabilities**

(Rs. In Crore)

Particulars	Quarter ended			Nine months ended		Year ended
	31-Dec-24	30-Sep-24	31-Dec-23	31-Dec-24	31-Dec-23	31-Mar-24
	Unaudited	Unaudited	Unaudited	Unaudited	Unaudited	Audited
<b>Segment Revenue</b>						
A. Electrical cables	972.15	1,104.09	1,020.92	3,108.00	3,020.95	4,221.63
B. Communication cables	130.26	135.37	130.26	384.78	403.25	531.20
C. Copper rods	451.01	348.87	433.37	1,202.63	1,263.71	1,744.24
D. Others	63.02	60.40	59.89	190.98	161.22	225.15
<b>Total segment revenue</b>	<b>1,616.44</b>	<b>1,648.73</b>	<b>1,644.44</b>	<b>4,886.39</b>	<b>4,849.13</b>	<b>6,722.22</b>
Less : Inter segment revenue	(434.33)	(337.01)	(422.76)	(1,162.08)	(1,235.76)	(1,707.83)
<b>Net segment revenue</b>	<b>1,182.11</b>	<b>1,311.72</b>	<b>1,221.68</b>	<b>3,724.31</b>	<b>3,613.37</b>	<b>5,014.39</b>
<b>Segment Results</b>						
A. Electrical cables	116.00	91.42	119.90	323.23	392.56	537.57
B. Communication cables	1.46	2.17	2.74	6.58	8.18	11.28
C. Copper rods	1.17	0.57	0.96	2.99	2.63	4.17
D. Others	1.72	0.55	0.74	3.07	2.32	3.14
<b>Total segment results</b>	<b>120.35</b>	<b>94.71</b>	<b>124.34</b>	<b>335.87</b>	<b>405.69</b>	<b>556.16</b>
(Less) : Finance costs	(0.39)	(0.38)	(0.42)	(1.17)	(1.15)	(2.03)
	50.40	51.01	43.53	143.04	114.08	163.54
Add/(Less) : unallocable income net of unallocable expenditure						
<b>Profit before share of net profit of associate and joint ventures and tax</b>	<b>170.36</b>	<b>145.34</b>	<b>167.45</b>	<b>477.74</b>	<b>518.62</b>	<b>717.67</b>
<b>Segment Assets</b>						
A. Electrical cables	1,246.45	1,100.06	1,086.40	1,246.45	1,086.40	990.04
B. Communication cables	497.17	423.11	325.57	497.17	325.57	348.48
C. Copper rods	15.08	86.59	21.10	15.08	21.10	28.78
D. Others	94.80	92.94	40.40	94.80	40.40	92.89
Unallocable Assets	4,236.94	4,398.74	3,888.93	4,236.94	3,888.93	4,174.97
<b>Total Assets</b>	<b>6,090.44</b>	<b>6,101.44</b>	<b>5,362.40</b>	<b>6,090.44</b>	<b>5,362.40</b>	<b>5,635.16</b>
<b>Segment Liabilities</b>						
A. Electrical cables	284.22	313.44	224.24	284.22	224.24	258.37
B. Communication cables	35.33	33.34	22.93	35.33	22.93	33.11
C. Copper rods	2.84	2.38	1.85	2.84	1.85	1.56
D. Others	17.41	16.06	9.10	17.41	9.10	14.38
Unallocable Liabilities	428.68	544.15	347.07	428.68	347.07	381.88
<b>Total Liabilities</b>	<b>768.48</b>	<b>909.37</b>	<b>605.19</b>	<b>768.48</b>	<b>605.19</b>	<b>689.30</b>

Others segment mainly comprises of Trading of Electrical and Other goods

SMS  
RE

**Notes:**

- 1 The above results were reviewed by the Audit Committee and were thereafter approved by the Board of Directors at their respective meetings held on 12th February, 2025.
- 2 The Statutory Auditors have carried out a limited review of the unaudited consolidated financial results for the quarter and nine months ended 31st December, 2024.
- 3 The Company has investment in one associate namely Finolex Industries Limited and two joint ventures namely Finolex J-Power Systems Limited and Corning Finolex Optical Fibre Private Limited (till June 6, 2024). The holding company, using equity method as prescribed under Ind AS 28, 'Investment in Associate and Joint Ventures', duly consolidates its 32.39% equity stake in Finolex Industries Limited and 49% equity stake in Finolex J-Power Systems Limited and 50% equity stake in Corning Finolex Optical Fibre Private Limited (till June 6, 2024).

By Order of the Board

  
Ratnakar Barve  
Whole Time Director - Chairman  
DIN : 09341821

Place : Pune

Date: 12th February, 2025

2  
SM  
R



## INDEPENDENT AUDITOR'S REVIEW REPORT ON REVIEW OF INTERIM CONSOLIDATED FINANCIAL RESULTS

### TO THE BOARD OF DIRECTORS OF FINOLEX CABLES LIMITED

1. We have reviewed the accompanying Statement of Consolidated Unaudited Financial Results of **FINOLEX CABLES LIMITED** ("the Company") and its share of the net profit after tax and total comprehensive income of its associate and joint ventures for the quarter and nine months ended December 31, 2024 ("the Statement") being submitted by the Company pursuant to the requirement of Regulation 33 of the SEBI (Listing Obligations and Disclosure Requirements) Regulations, 2015, as amended ("the Listing Regulations").
2. This Statement, which is the responsibility of the Company's Management and approved by the Company's Board of Directors, has been prepared in accordance with the recognition and measurement principles laid down in the Indian Accounting Standard 34 "Interim Financial Reporting" ("Ind AS 34"), prescribed under Section 133 of the Companies Act, 2013 read with relevant rules issued thereunder and other accounting principles generally accepted in India and in compliance with Regulation 33 of the Listing Regulations. Our responsibility is to express a conclusion on the Statement based on our review.
3. We conducted our review of the Statement in accordance with the Standard on Review Engagements (SRE) 2410 "Review of Interim Financial Information Performed by the Independent Auditor of the Entity", issued by the Institute of Chartered Accountants of India (ICAI). A review of interim financial information consists of making inquiries, primarily of Company's personnel responsible for financial and accounting matters, and applying analytical and other review procedures. A review is substantially less in scope than an audit conducted in accordance with Standards on Auditing specified under Section 143(10) of the Companies Act, 2013 and consequently does not enable us to obtain assurance that we would become aware of all significant matters that might be identified in an audit. Accordingly, we do not express an audit opinion.

We also performed procedures in accordance with the circular issued by the SEBI under Regulation 33(8) of the SEBI (Listing Obligations and Disclosure Requirements) Regulations, 2015, as amended, to the extent applicable.

4. The Statement includes the results of the following entities:

**Company:**  
Finolex Cables Limited

**Associate:**  
Finolex Industries Limited

**Joint Ventures:**  
Finolex J-Power Systems Limited  
Corning Finolex Optical Fibre Private Limited (till June 6, 2024)

# Deloitte Haskins & Sells LLP

5. Based on our review conducted and procedures performed as stated in paragraph 3 above and based on the consideration of the review report of other auditor referred to in paragraph 6 below, nothing has come to our attention that causes us to believe that the accompanying Statement, prepared in accordance with the recognition and measurement principles laid down in the aforesaid Indian Accounting Standard and other accounting principles generally accepted in India, has not disclosed the information required to be disclosed in terms of Regulation 33 of the SEBI (Listing Obligations and Disclosure Requirements) Regulations, 2015, as amended, including the manner in which it is to be disclosed, or that it contains any material misstatement.
6. The consolidated unaudited financial results includes the Group's share of profit after tax of Rs. 30.46 Crores and Rs. 205.82 Crores for the quarter and nine months ended December 31, 2024, respectively and total comprehensive income of Rs. 30.26 Crores and Rs. 205.25 Crores for the quarter and nine months ended December 31, 2024, respectively, as considered in the Statement, in respect of one associate, whose interim financial results have not been reviewed by us. This interim financial result has been reviewed by other auditor whose report has been furnished to us by the Management and our conclusion on the Statement, in so far as it relates to the amounts and disclosures included in respect of this associate, is based solely on the report of the other auditor and the procedures performed by us as stated in paragraph 3 above.

Our conclusion on the Statement is not modified in respect of this matter.

7. The consolidated unaudited financial results also includes the Group's share of profit after tax of Rs. Nil for the period from April 1, 2024 till June 6, 2024 and total comprehensive income of Rs. Nil for the period from April 1, 2024 till June 6, 2024, as considered in the Statement, in respect of one joint venture, based on their interim financial information which have not been reviewed by their auditor. According to the information and explanations given to us by the Management, this interim financial information is not material to the Group.

Our Conclusion on the Statement is not modified in respect of our reliance on the interim financial information certified by the Management.

For **DELOITTE HASKINS & SELLS LLP**  
Chartered Accountants  
(Firm's Registration No. 117366W/W-100018)



**Kedar Raje**  
Partner  
Membership No. 102637  
UDIN: 25102637BMKSKX7583

Place: Pune  
Date: February 12, 2025



**Finolex Cables Limited**

Registered Office : 26/27, Mumbai-Pune Road, Pimpri, Pune 411018 (India)  
Tel: (91) (20) 27475963 Fax : (91) (020) 27472239 Website : <http://www.finolex.com>

CIN : L31300MH1967PLC016531

**Statement of Standalone & Consolidated Financial results of Finolex Cables Limited for the quarter and nine months ended 31st December, 2024**  
Prepared in compliance with the Indian Accounting Standards (Ind AS)

(Rs. In Crore)

	Particulars	Standalone			Consolidated		
		Quarter ended		Nine Months Ended	Quarter ended		Nine Months Ended
		31-Dec-24	31-Dec-23	31-Dec-24	31-Dec-24	31-Dec-23	31-Dec-24
		Unaudited	Unaudited	Unaudited	Unaudited	Unaudited	Unaudited
1	Total Income from Operations	1,226.85	1,266.71	3,917.21	1,226.85	1,266.71	3,866.97
2	Net Profit before Tax	161.64	166.86	505.42	192.56	197.76	660.99
3	Net Profit after Tax	123.94	127.75	392.54	147.25	150.98	509.06
4	Total Comprehensive Income	106.78	135.08	382.49	129.89	157.88	498.44
5	Paid up equity share capital (face value Rs. 2/-each)	30.59	30.59	30.59	30.59	30.59	30.59
6	Earnings per share (of Rs. 2/- each) (Not annualised)						
	(a) Basic (in Rs)/ Share (not annualised for quarters)	8.10	8.35	25.67	9.63	9.87	33.29
	(b) Diluted (in Rs)/ Share (not annualised for quarters)	8.10	8.35	25.67	9.63	9.87	33.29


**Note:**

The above is an extract of the detailed format for quarter and nine months ended financial results filed with the Stock Exchange under Regulation 33 of the SEBI (Listing Obligations & Disclosure Requirements) Regulations, 2015. The full format of the Standalone & Consolidated financial results for the quarter and nine months ended 31st December, 2024 are available on the Stock Exchange websites [www.nseindia.com](http://www.nseindia.com) and [www.bseindia.com](http://www.bseindia.com) and under the Investor Relations section of our website at <http://www.finolex.com>.

Place : Pune

Date : 12th February, 2025

By Order of the Board

  
Ratnakar Barve

Whole Time Director - Chairman

(DIN : 09341821)

2

FINOLEX CABLES LIMITED

PRESS RELEASE

## **FINOLEX CABLES LTD RESULTS**

**Pune, February 12th, 2025**

Finolex Cables Ltd., (FCL) at the meeting of its Board of Directors held today approved results for the third quarter of the financial year 2024-25.


Revenues for the quarter ended December 2024 were Rs.1182.1 Cr as against Rs.1221.7 Cr for the corresponding period in year 2023-24, representing a 3% contraction in value terms. In volume terms, Electrical Wires showed a 15% contraction while within Communication Cables segment, volume of metal-based products was lower by 5% during the quarter and Optic Fiber Cable volumes grew by 7% during the quarter. Volume growth in the new product categories was reflected in the overall turnover from this segment.

Dropping copper prices for most of the quarter, high-cost inventory left over from the previous quarter and destocking at trade levels impacted business sentiments and consequently sale of Electrical Wires. While selling price corrections (downwards) were taken, care was taken to ensure that margins were protected and in fact returned to previous levels.

Profit for the quarter, after taxes, was Rs. 123.9 Cr, as compared to Rs.127.8 Cr in the previous year, a reduction of 3%.

The Company's expansion plans are on track – the E-Beam facility is now operational, with all regulatory permissions in hand; the Preform Facility is at an advanced stage of completion and is expected to be commissioned in Q1, 2025-26.

de



## ABOUT FCL


Finolex Cables Limited is India's largest and leading manufacturer of Electrical and Communication cables. Finolex offers a wide range of Electrical and Communication cables. Its wire and cable products are used in applications such as automobile, lighting, cable TV, telephone and computers to industrial applications touching every person in his daily life. Finolex has added Electrical Switches, LED based Lamps, Fans, low voltage MCBs , Water Heaters and Electric Irons to its range of products.

## FINANCIAL HIGHLIGHTS+

(Rs. in crores)

	Quarter Ended 31.12.24	Quarter Ended 31.12.23	9 Months Ended 31.12.24	9 Months Ended 31.12.23	Full Year Ended 31.03.24
Revenue from Operations	1182.1	1221.7	3724.3	3613.4	5014.4
Other Income	44.7	45.0	192.9	168.4	218.1
Profit before Exceptional item, Interest, Depreciation and Tax	173.7	178.2	540.8	590.1	798.7
Deductions for:					
• Interest	0.4	0.4	1.2	1.2	2.0
• Depreciation	11.7	10.9	34.2	32.2	43.9
Profit before Taxation	161.6	166.9	505.4	556.7	752.8
Tax Expenses	(37.7)	(39.1)	(112.9)	(131.4)	(181.2)
Profit After Tax	123.9	127.8	392.5	425.3	571.6

2



# FINOLEX CABLES LIMITED

INTEGRATED FILING (FINANCIAL) FOR THE QUARTER AND NINE-MONTHS  
ENDED DECEMBER 31, 2024

B. STATEMENT ON DEVIATION OR VARIATION FOR PROCEEDS OF PUBLIC ISSUE, RIGHTS ISSUE, PREFERENTIAL ISSUE, QUALIFIED INSTITUTIONS PLACEMENT ETC.

: Not Applicable

C. FORMAT FOR DISCLOSING OUTSTANDING DEFAULT ON LOANS AND DEBT SECURITIES:

S. No.	Particulars	In INR Crore
1.	<b>Loans / revolving facilities like cash credit from banks / financial institutions</b>	
A	Total amount outstanding as on date	NIL
B	Of the total amount outstanding, amount of default as on date	NIL
2.	<b>Unlisted debt securities i.e. NCDs and NCRPS</b>	
A	Total amount outstanding as on date	NIL
B	Of the total amount outstanding, amount of default as on date	NIL
3.	<b>Total financial indebtedness of the listed entity including short-term and long-term debt</b>	NIL

D. FORMAT FOR DISCLOSURE OF RELATED PARTY TRANSACTIONS (applicable only for half-yearly filings i.e., 2<sup>nd</sup> and 4<sup>th</sup> quarter).

: Not Applicable

E. STATEMENT ON IMPACT OF AUDIT QUALIFICATIONS (FOR AUDIT REPORT WITH MODIFIED OPINION) SUBMITTED ALONG-WITH ANNUAL AUDITED FINANCIAL RESULTS (Standalone and Consolidated separately) (applicable only for Annual Filing i.e., 4<sup>th</sup> quarter)

: Not Applicable

FL

