



The BSE Ltd.  
BSE's Corporate Relationship Department  
1<sup>st</sup> Floor, New Trading Ring,  
Rotunda Building, P.J. Towers,  
Dalal Street, Fort,  
**Mumbai 400 001**

National Stock Exchange of India Limited  
"Exchange Plaza"  
Bandra-Kurla Complex  
Bandra (E)  
Mumbai- 400 051

SRF/SEC/AGM-53/2024

05<sup>th</sup> June, 2024

Dear Sir,

**Sub: Annual Report of 53<sup>rd</sup> Annual General Meeting- SRF Limited**

In Compliance with Regulation 34 of the SEBI (Listing Obligations and Disclosure Requirements) Regulations, 2015 please find attached 53<sup>rd</sup> Annual Report of SRF Limited.

The Annual Report can also be accessed at the company's website at: [www.srf.com](http://www.srf.com)

Request to kindly take this intimation on record.

Thanking you,

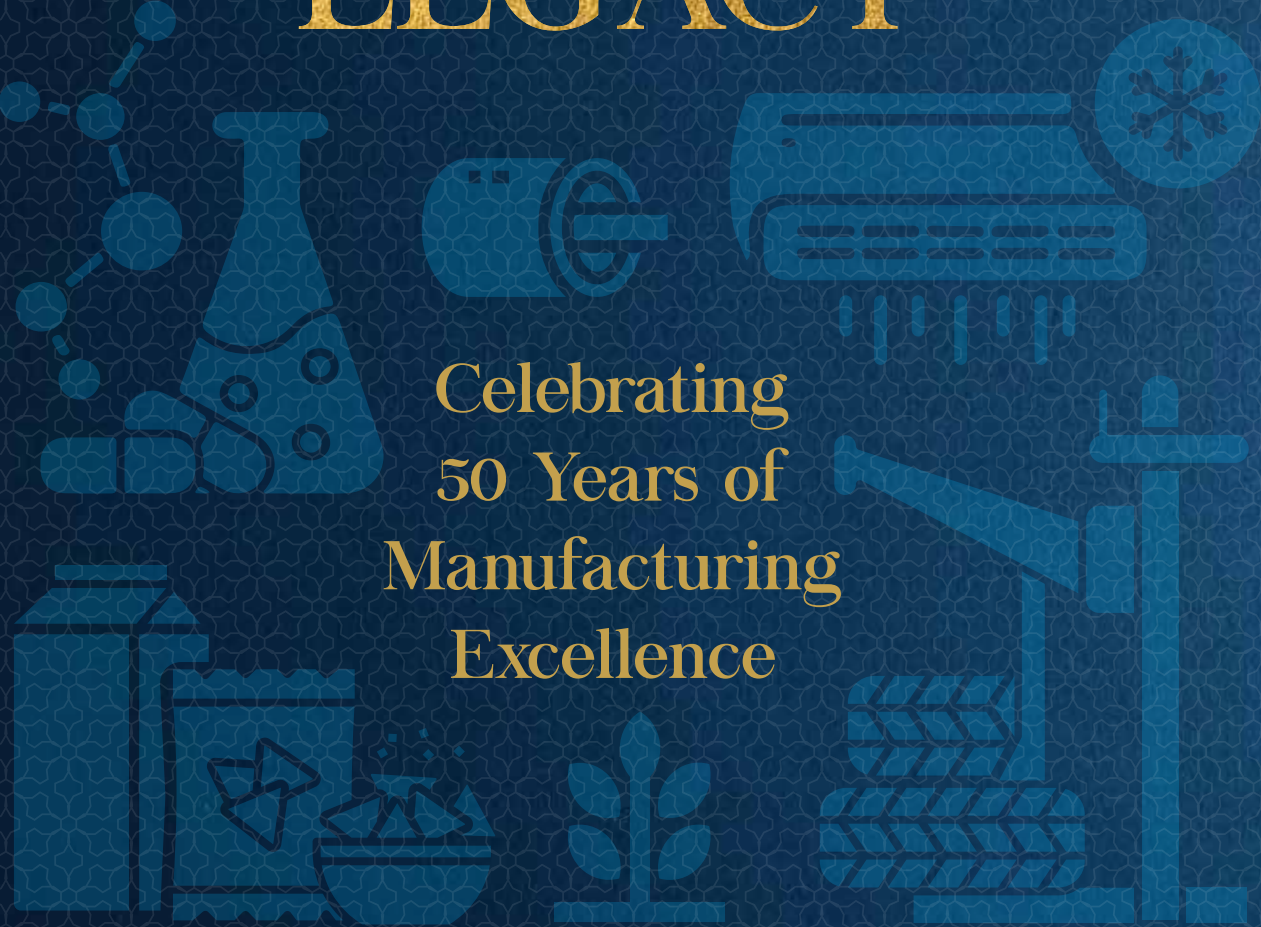
Yours faithfully,  
For **SRF LIMITED**

**Rajat Lakhnpal**  
**Sr. VP (Corporate Compliance) & Company Secretary**

Encl : A/a

SRF LIMITED  
Block-C Sector-45  
Gurugram 122 003  
Haryana India  
Tel: +91-124—4354400  
Fax: +91-124—4354500  
E-mail: [info@srf.com](mailto:info@srf.com)  
Website: [www.srf.com](http://www.srf.com)  
Regd. Office:  
Unit No. 236 & 237, 2nd Floor  
DLF Galleria, Mayur Plate  
Noida Link Road  
Mayur Vihar Phase 1 Extension  
Delhi 110091

# A GOLDEN LEGACY



Celebrating  
50 Years of  
Manufacturing  
Excellence

# A GOLDEN LEGACY

## Celebrating 50 Years Of Manufacturing Excellence

In 2024, SRF Limited proudly commemorates 50 years of manufacturing excellence. Since the inauguration of our first plant in 1974, we have evolved into a manufacturing powerhouse with businesses spanning multiple verticals. Our internationally acclaimed facilities set industry standards, while our products, fully compliant with global standards, bear the hallmark of quality.

Over five decades, our path has been illuminated by innovation. Our products and solutions transcend borders, impacting lives, industries, and ecosystems.

Our commitment to environmental and social responsibility underscores our vision for a sustainable and inclusive future.

Our golden legacy is not just a reflection of the past but a beacon guiding us towards an even brighter future. We look ahead with renewed vigour, passion, and a commitment to creating prosperity for all our stakeholders.

# 1974

Technical Textiles Business, Manali, India



# Contents

## 1. Corporate Overview

02/93

- |                                 |  |
|---------------------------------|--|
| <b>02</b> Chairman's Message    | <b>26</b> Corporate Governance                         |
| <b>08</b> Our Glorious journey  | <b>32</b> Strengthening Relationship with Stakeholders |
| <b>12</b> Global Footprint      | <b>36</b> Materiality Assessment                       |
| <b>14</b> Board of Directors    | <b>38</b> Risk Management                              |
| <b>15</b> Corporate Information | <b>44</b> Value Creation Model                         |
| <b>16</b> Our Approach to ESG   | <b>46</b> Capital-wise Performance                     |
| <b>18</b> About the ESG Report  |  |

## 2. Statutory Reports

94/216

- 94** Business Responsibility & Sustainability Report
- 127** Independent Assurance Statement
- 129** Notice
- 145** Board's Report
- 182** Management Discussion & Analysis
- 196** Corporate Governance Report

## 3. Financial Statements

217/437

- 217** Standalone Financial Statements
- 328** Consolidated Financial Statements



See this report online at [www.srf.com](http://www.srf.com)



Scan the code to see this report on your hand-held device

# Chairman's Message

Dear Shareholders,  
 On behalf of the Board of Directors of SRF Limited, I am pleased to present the annual report for the financial year ended March 31, 2024.

A milestone year has arrived for SRF in 2024. The year in which we celebrate our "Golden Jubilee". 50 years of serving our customers. 50 years of commitment. 50 years of excellence and innovation. 50 years of improving lives and developing our communities; and most importantly, 50 years of vision set on the present and the future. We have, indeed come a long way since our first facility in Manali commenced operations in 1974.

The past year was one of geopolitical volatility and macroeconomic uncertainties. Most of the developed economies saw growth slowing down due to record inflation indices. While everyone's focus has been to bring inflation down, several factors held back the recovery. Some reflect the long-term consequences of the pandemic, the war in Ukraine, and increasing geoeconomic fragmentation. Others are more cyclical in nature, including the effects of monetary policy tightening necessary to reduce inflation, withdrawal of fiscal support amid high debt, and extreme weather events.

Despite the highly uncertain external environment, at SRF, our capable team, yet again, proved to be a dependable, and future-ready partner for our shareholders.

### Celebrating 50 Years of Manufacturing Excellence

A milestone year has arrived for SRF in 2024. The year in which we celebrate our "Golden Jubilee". 50 years of serving our customers. 50 years of commitment. 50 years of excellence and innovation. 50 years of improving lives and developing our communities; and most importantly, 50 years of vision set on the present and the future. We have, indeed come a long way since our first facility in Manali commenced operations in 1974.

### What does it mean to SRF to reach this milestone?

It means our position remains strong and promising for delivering sustained performance, particularly as the end markets begin to rebound. And, despite the

recent challenges, we firmly believe our foundation for future growth is set. This optimism stems from our proven track record in developing complex products, all of which are supported by world-class infrastructure, skilled personnel, and exceptional R&D capabilities, in driving sustainable growth of our business, for people and the society at large.

### Board Changes during the Year

This year, we honoured and bid farewell to two long-time members who collectively have served close to 25 years in support of our work – Mr. L Lakshman and Mr. Tejpreet S Chopra. At this point, I would also like to extend a warm welcome to Ms. Ira Gupta and Mr. Vineet Agarwal, who join the SRF Board (effective April 1, 2024) as Independent Directors, and we look forward to their perspective and guidance on the organisation's future.

### FY24 Performance

SRF's performance in FY24 offers a glimpse at how our diversified model, business strategies, culture and purpose all came together to help us tide over a relatively difficult year for the company and of the many ways in which we've cleared the runway of obstacles to tap into the growth opportunities that lie ahead.

From a financial point of view, our operating revenue decreased by 12% to ₹ 13,139 crore, EBIDTA dropped by 26% to ₹ 2,744 crore, translating to an EBIDTA margin of 21%. The company's Profit after Tax (PAT) decreased by 38% from ₹ 2,162 crore in FY23 to ₹ 1,336 crore in FY24. While our Packaging Films and Chemicals Businesses witnessed tough market conditions, the Technical Textiles Business saw marginal growth in FY24.

Moving to my viewpoint on the performance of each of our three market-leading Businesses now.

### Chemicals Business

During FY24, the Chemicals Business registered revenue of ₹ 6,297 crore, declining 15%. We underestimated the slowdown to a certain extent at the beginning of the fiscal year, which turned out to be a more protracted inventory destocking cycle from our customers' side and led to pressure on pricing for some of our products. While we will see some short-term challenges in the Chemicals Business, I am very confident that the

recovery will be strong. On the CAPEX front, in FY24, the Chemicals Business has spent ~₹ 1,700 crore on various expansion projects.

More specifically in the **Specialty Chemicals Business (SCB)**, FY24 was a challenging year. Having said that, the team took several steps to emerge stronger. We actively worked on our customers' new products and their developmental projects, while ensuring the production capacities were optimally utilised for existing products. Apart from commissioning new facilities, we are working very diligently on our cost structures, ensuring we run our plants most efficiently.

In order to seize future market opportunities, we commissioned nine dedicated facilities at the Dahej site in FY24. Our funnel is very strong, all AIs that we are working on, are on stream. Over the last year, and specifically in the last six months, a large number of plants have been capitalised, to the tune of ~₹ 1,800 crore. Our focus will be to ramp them up now. We believe that from the second half of FY25, we will go back to higher capex intensity, in line with our aspirations for the future.

I am also excited about our inroads into the Pharma segment. This requires a different skill set and together with our **Chemicals Technology Group**, I believe, we are starting to see visible progress now.

Fundamentally, we are extremely positive about this Business.

### Coming to our Fluorochemicals Business –

FY24 was a tough year for the Fluorochemicals Business. At the beginning of the year, we witnessed a weak season in the domestic market. There was stress on refrigerants' prices and volumes due to Chinese dumping in India and the international markets. US continued to destock HFC inventory. Prices were softer; and so was the demand. Despite the near-term impact on refrigerant gases, the underlying potential for global and domestic HFCs remains strong with significant traction from India, the Middle East, and Southeast Asia, which should play out in FY25. Additionally, we believe that pricing will be more rational, and we should be able to accrue benefits of that in our refrigerant gases business.

We capitalised ₹ ~1,200 crore of capex in the Fluorochemicals Business, in FY24, that includes the PTFE and R32 plants along with capacity expansion of the AHCI plant. In our Fluoropolymers journey, while we have done good work on bulk, we are now moving into the new grades (free flow and fine cuts) and ramping those up.

On Industrial Chemicals, Chloromethanes is going through a weak cycle. Having said that, we are now beginning to see some signs of pick-up in the agrochemicals industry, which seems to indicate that demand may improve in the months ahead. In addition, we have already started work on our next range of Industrial Chemicals and we expect this to open up a new area of growth for us.

In the Dymel®/ propellant vertical, we continue to increase our market share in both the domestic and international markets, entering new geographies and broadening our customer base.

We capitalised ~₹1,200 crore of capex in the Fluorochemicals Business, in FY24, that includes the PTFE and R32 plants along with capacity expansion of the AHCI plant. In our Fluoropolymers journey, while we have done good work on bulk, we are now moving into the new grades (free flow and fine cuts) and ramping those up. This is a learning journey and I believe that the knowledge that we have attained will help us streamline our new fluoropolymer projects at a faster pace.

In the future, our focus will be to optimise raw material sourcing, cost saving initiatives, strengthening capabilities in new product portfolio with sustainability as our priority. Overall, the business performance is anticipated to improve over last year with maximum utilisation of capacities and the commissioning of specialty fluoropolymers plants.

Broadly, I estimate the **Chemicals Business to grow at ~20% in FY25** and build a **strong momentum** for the years ahead.

### Packaging Films Business

During FY24, the Packaging Films Business (PFB) registered revenue of ₹4,489 crore, declining 14%. PFB continues to face significant headwinds due to the cyclical downturn, driven by huge capacity additions in India and overseas. Having said that, SRF's Packaging Films Business remains the best performing amongst its competitors, on account of its value-added products portfolio, long-term customer contracts, implementation of cost-saving strategies, and the Business' **'Easy to Do Business With'** mantra that collectively contribute to a distinct performance advantage over competitors.

However, considering the uncertain environment, we anticipate that it may still take some time before the demand-supply situation normalises, especially in the BOPET film segment. Our facility in Hungary has gone through tough times, but with the energy prices stabilising now, we expect the performance there to improve.

On the positive side, our state-of-the-art aluminium foil facility got commissioned in FY24, making SRF amongst the very few players globally who offer a wide portfolio of packaging substrates – BOPET, BOPP and Aluminium Foil under one roof.



Aluminium Foil Facility, India

The Technical Textiles Business has had a good year, and I am pleased to share that we are now supplying Tyre Cord Fabric (TCF) to all the major tyre companies in India, which is a first for us.

Moreover, I am happy to share that work on the upcoming, dedicated Capacitor Grade BOPP film line, which is aimed at expanding in business adjacencies, is progressing as per schedule. This is our foray into manufacturing of higher value-added products to cater to the demand emerging from the manufacture of electronics and EV sector in India.

The Business will also continue to focus on the sustainability initiatives, driven by the '3R' approach – Reduce, Reuse and Recycle.

### Technical Textiles Business

In FY24, we reported healthy performance in the Technical Textiles Business and registered revenue of ₹ 1,898 crore. The Technical Textiles Business has had a good year, and I am pleased to share that we are now supplying Tyre Cord Fabric (TCF) to all the major tyre companies in India, which is a **first** for us.

The demand for our Belting Fabrics and Polyester Industrial Yarn segments was healthy during the year due to an increased Government focus on infrastructural development. Our new investment in Polyester Industrial Yarn got commissioned in FY24 and the progress in the expansion project for Belting Fabrics remains on track.

Unfortunately, Cyclone Michaung, which made a landfall in Chennai, India in December 2023, affected our facility in Manali. However, I am glad to share that all our employees are safe, and our team was able to restore and restart the machinery in record time.

### Other Businesses (Coated and Laminated Fabrics)

Our Coated Fabrics Business attained all-time high domestic sales and EBITDA, primarily driven by a strong demand for our flagship and value-added products. This is a result of our team's perseverance in

capturing the maximum share of the growth that has happened in the market, and as the outlook suggests, we hope for continued healthy demand in the near term. The Laminated Fabrics Business has done well too, despite an oversupplied market.

### Our Approach to Environmental, Social, Governance (ESG), our People, & Philanthropy

Corporate citizenship & sustainability are core to our business strategy. It ensures we remain focussed on resource optimisation and contribute meaningfully to the circular economy. At SRF, we maintain a high level of sustainability disclosure, which has helped us identify and measure ESG risks and develop a long-term plan to move up this curve. In fact, our approach to ESG remains under constant review, responding to our operating environment as it evolves. This includes the rapidly changing ESG regulatory landscape and expectations of companies' ESG disclosures. In 2023, we began necessary preparations for new sustainability reporting requirements, including the **Business Responsibility and Sustainability Reporting (BRSR)** reporting requirements.

I am also pleased to inform you that our Chemicals Business' commitment to sustainability and pioneering work in the area of ESG continues to be recognised internationally, leading to our Dahej site being awarded a **gold medal** in FY24, in recognition of sustainability achievement by **EcoVadis**, which is one of the most recognised business sustainability ratings in the world.

Further information on our journey is available in the ESG section of this Report.

### Maintaining Momentum on Diversity, Equity, and Inclusion

We are continuing our focus on building a more diverse organisation and an equitable and inclusive culture so that everyone feels welcome, valued, and included. By taking steps to ensure equal opportunity and non-discrimination, we are delivering on our ambition to make our teams more diverse and inclusive.

In addition, we support development for all with numerous offerings for our employees. As part of our annual training, this year, we introduced a special development journey, 'Aspire to Inspire', which



SRF Vidyalaya, Manali, India

focusses on women in the mid-to-senior level roles at SRF, among other such tailor-made learning modules.

### SRF Foundation

Systemic change takes time and needs to be addressed at many levels to be sustainable. Through careful assessment and prudent investments, I believe we have been able to make considerable progress in our philanthropic journey.

Today, **over 1,75,000 children** have better access to quality education. In the realm of health, we have recently launched two innovative programmes that promote community health and provide awareness on preventive healthcare, diagnosis, and the treatment of basic illnesses. The Foundation is working on various other initiatives as well and I would encourage all of you to read the Foundation's annual report to get a better understanding of how we are making a positive impact in the lives of the not so fortunate.

### Concluding Remarks

I believe that FY25 will be better than FY24, for the Chemicals business and on an overall basis for the company as a whole.

While the Chemicals Business will show a recovery, possibly more towards the 2<sup>nd</sup> half of FY25, the margin pressure on the Packaging Films Business will continue through the course of the year. Having said that, the team is working on various projects to reduce the impact of downcycles, which in reality, is a part and parcel of this industry.

Before I close, on behalf of the Board, I would like to thank our passionate and talented employees for their commitment in driving SRF's growth in a responsible, forward-thinking way. Thank you also to my fellow Board members and the entire SRF management team for your commitment and collaboration. I'm honoured for the opportunity to work with you. Lastly, we want to thank our shareholders for the trust you've shown in our growth strategies and leadership. We look forward to continuing this journey with you.

Sincerely,


**Ashish Bharat Ram**

Chairman and Managing Director  
SRF Limited

# Our Glorious Journey

STARTED IN 1889

Sir Shri Ram



Founder, The Shri Ram Group  
April 27, 1884 - Jan 11, 1963

1889

**The Beginning of the DCM Group**  
**Delhi Cloth & General Mills Ltd.**  
Later known as DCM, was set up in Delhi

### Evolution of the Shri Ram Group

DCM under the leadership of Sir Shri Ram transformed into an industrial empire manufacturing a vast variety of goods like – textiles, sugar, chemicals, vanaspati, pottery, fans, sewing machines, electronic motors and capacitors

1909 – Sir Shri Ram joined DCM Ltd.



1920s – Sir Shri Ram was elected the Vice-Chairman of the Delhi Municipal Committee, the highest any Indian could reach in those days



1930 – Sir Shri Ram was one of the first Indians to become the President of FICCI

1941 – Sir Shri Ram was knighted

1944-45 – Sir Shri Ram was one of the seven architects of the Bombay Plan which was set up to advise the future Indian Government on its Industrial Policy

1957 – Pt. Nehru invited Sir Shri Ram to become the Chairman of the public sector, Sindri Fertilizers and Chemicals and turn it around with his astute business acumen

Dr. Bharat Ram



Founder, Chairman, SRF  
October 15, 1914 - July 11, 2007

1958 – Chairman of DCM

1965 – President of FICCI

1967 – Chairman of Indian Airlines

1969 – First Asian President of International Chamber of Commerce



1972 – Awarded Padma Bhushan by the Indian Government



“A temple of modern India”





**1970** – Shri Ram Fibres was incorporated by DCM to manufacture Nylon Tyre Cord in Manali near Chennai



**1974** – Commencement of production at Manali




**2004** – Deming Prize to the Tyre Cord Fabrics (Technical Textiles Business)  
Commencement of the Specialty Chemicals Business, based on the work of an in-house R&D team



**2006** – New Corporate Identity: From indicating the Group's longevity and strength, to depicting the ever-striving and ceaseless nature of its activity on the world stage



Mr. Arun Bharat Ram



## Education



**1962** – Sir Shri Ram set up the Shri Ram College of Commerce in New Delhi

**1956** – Sir Shri Ram established the Lady Shri Ram College in New Delhi



**1988** – Padma Shri Mrs. Manju Bharat Ram set up The Shri Ram School in New Delhi and Gurugram



**1982** – Society for Education and Welfare Development was set up as the Corporate Social Responsibility (CSR) arm of the company (later came to be known as SRF Foundation)

**1983** – Started manufacturing belting fabrics at Viralmalai, Tamil Nadu

**1986** – Coated Fabrics Business was set up



**1989** – Shri Ram Fibres diversified into chemicals by setting up a plant to manufacture refrigerant gases in Rajasthan

**1990** – Shri Ram Fibres was renamed SRF

**1995** – SRF began its journey in the Packaging Films Business



**2009** – SRF commenced production of Polyester Industrial Yarn at Gummidipoondi, Tamil Nadu

**2010** – Set up the Laminated Fabrics Business

**2011** SRF conferred the Forbes Asia 'Best Under A Billion' Award



**2012** – Deming Prize to the Chemicals Business

**2019** – Awarded The Economic Times Family Business of the Year (Large Companies)



**1975** – Appointed Managing Director of SRF Limited

**2000-01** – President of CII

**2004** – Took over as Chairman & MD of SRF Limited and turned it into a leading, diversified chemicals conglomerate

**2006** – Jamsetji TATA Award for Quality

**2007** – Chairman, Lady Shri Ram College for Women

**2008** – Conferred the Officer's Cross of the Order of Merit by the Federal Government of Germany


**2012** – Chairman, The Shri Ram Schools, Delhi NCR

**2017** – Indian Chemical Council (ICC) Lifetime Achievement Award

**2019** – EY Entrepreneur of the Year India Award in the Manufacturing category

**2022** – Appointed as Chairman Emeritus of SRF Limited

## Art & Culture



The Shri Ram family set up The Shri Ram Centre for Arts & Culture and the Shriram Bhartiya Kala Kendra, New Delhi

## Concern for Employees

Sir Shri Ram was one of the pioneers in the establishment of the concept of provident fund, bonus, free housing & schooling for the children of employees

Sir Shri Ram encouraged workers to buy DCM shares. By 1923, a quarter of DCM was owned by its employees



Sir Shri Ram started workers' and officers' participation on the board in DCM in 1938

SRF is one of the first companies in India to adopt a death & disability policy

Much before the Government of India mandated CSR spend, Mr. Arun Bharat Ram has been instrumental in driving community engagement initiatives in the areas of education, vocational skills & livelihood programmes and natural resource management.

# The Story of SRF...

# Global Footprint

## HEADQUARTERS



Block - C, Sector - 45,  
Gurugram, Haryana, India - 122 003  
Tel: +91-124-4354400  
Fax: +91-124-4354500  
Email: info@srf.com

## REGISTERED OFFICE



Unit No. 236 & 237, 2nd Floor,  
DLF Galleria, Mayur Place,  
Noida Link Road,  
Mayur Vihar Phase I Extn., Delhi,  
India - 110 091  
Tel: +91-11-49482870

## PACKAGING FILMS BUSINESS



### National

- Rampura, Ramnagar Road,  
Kashipur - 244 713, Uttarakhand
- Special Economic Zone,  
Pithampur - 454 775, Madhya Pradesh
- Industrial Area, Bagdoon,  
Pithampur - 454 775, Madhya Pradesh
- Industrial Growth Centre,  
Pithampur - 454 775, Madhya Pradesh
- SRF Altech Ltd.  
Jetapur-Palasia Industrial Area,  
Jetapur - 454 552, Madhya Pradesh

### International

- SRF Industries (Thailand) Ltd.  
D-20, Hemraj Eastern Seaboard  
Industrial Estate,  
Amphur Pluakdaeng, Rayong - 21140
- SRF Flexipak (South Africa) Ltd.  
5 Eddie Hagan Drive, Cato Ridge 3680,  
KwaZulu - Natal, Durban
- SRF Europe Kft.  
SRF Ut 1, Jászfényszaru - 5126, Hungary



## TECHNICAL TEXTILES BUSINESS



- Plot No. K1, SIPCOT Industrial Complex,  
Gummidipoondi, Thiruvallur,  
District - Tamil Nadu, India - 601 201
- Manali Industrial Area, Manali, Chennai,  
Tamil Nadu, India - 600 068
- Viralimalai, District - Pudukottai,  
Tamil Nadu, India - 621 316
- Malanpur Industrial Area, Bhind,  
Madhya Pradesh, India - 477 116

## SPECIALTY CHEMICALS BUSINESS



- Village - Jhiwana,  
PO - Khijuriwas, Tehsil - Tijara,  
District - Alwar, Rajasthan,  
India - 301 019
- D - 2/1, GIDC Phase II, PCPIR,  
Village - Dahej, District - Bharuch,  
Gujarat, India - 392 130

## COATED FABRICS BUSINESS



- Plot No. K1, SIPCOT Industrial  
Complex, Gummidipoondi,  
Thiruvallur District,  
Tamil Nadu, India - 601 201

## LAMINATED FABRICS BUSINESS



- Unit No. 2, Plot No. 12, Rampura,  
Ramnagar Road, Kashipur,  
District - Udham Singh Nagar,  
Uttarakhand, India - 244 713

## FLUOROCHEMICALS



- Village - Jhiwana,  
PO - Khijuriwas, Tehsil - Tijara,  
District - Alwar, Rajasthan,  
India - 301 019
- D - 2/1, GIDC Phase II, PCPIR,  
Village - Dahej, District - Bharuch,  
Gujarat, India - 392 130

## Chairman Emeritus



**Arun Bharat Ram**

## Board of Directors



**Ashish Bharat Ram**  
Chairman & Managing Director

**Kartik Bharat Ram**  
Joint Managing Director

**Pramod G. Gujarathi**  
Director (Safety & Environment) and Occupier

**Vellayan Subbiah**  
Non-Executive, Non-Independent Director



**Tejpreet S Chopra**  
Independent Director  
(Ceased on March 31, 2024)

**Lakshman Lakshminarayan**  
Independent Director  
(Ceased on March 31, 2024)

**Bharti Gupta Ramola**  
Independent Director

**Puneet Yadu Dalmia**  
Independent Director



**Yash Gupta**  
Independent Director

**Raj Kumar Jain**  
Independent Director

**Ira Gupta**  
Independent Director  
(w.e.f. April 1, 2024)

**Vineet Agarwal**  
Independent Director  
(w.e.f. April 1, 2024)

## Corporate Information

### Auditors

M/s B S R & Co. LLP,  
Chartered Accountants

### President & CFO

Rahul Jain

### Sr. Vice President (Corporate Compliance) & Company Secretary

Rajat Lakhanpal

### Registered Office

(CIN: L18101DL1970PLC005197)  
Unit Nos. 236 & 237, 2<sup>nd</sup> Floor,  
DLF Galleria, Mayur Place,  
Noida Link Road, Mayur Vihar  
Phase I Extension,  
Delhi, India - 110 091  
Tel: +91-11- 49482870

### Corporate Office

Block - C, Sector - 45,  
Gurugram - 122 003,  
Haryana, India  
Email: cs@srf.com  
www.srf.com

### Bankers

ICICI Bank  
State Bank of India  
Standard Chartered Bank  
Citibank NA  
DBS Bank India Limited  
HDFC Bank  
Kotak Mahindra Bank  
HSBC  
Yes Bank  
MUFG Bank Limited  
Sumitomo Mitsui  
Banking Corporation

# Our Approach to ESG

## Key ESG Performance Highlights

- **About the Report**
  - Business Portfolio
  - Our Geographical Presence
  - Celebrating Excellence: Awards and Accolades
- **Our Approach to ESG**
- **Performance Snapshot**
- **Corporate Governance**
  - Board of Directors
  - Board Committees
  - Sustainability Governance Framework
  - Our Policies and Codes
  - Regulatory Compliances
  - Industry Associations
- **Strengthening Relationship with Stakeholders**
- **Materiality Assessment**
- **Risk Management**
- **Strategy**
- **Value Creation Model**
- **Capital-wise Performance**
  - Financial Capital
  - Intellectual Capital
  - Manufactured Capital
  - Human Capital
  - Natural Capital
  - Social and Relationship Capital

# About the ESG report



The ESG report offers a comprehensive overview of our sustainable practices, demonstrating our commitment to creating enduring long-term value for stakeholders such as customers, investors, employees, communities, and beyond, while responsibly managing our business operations. It showcases both the financial and non-financial performance of SRF Limited, highlighting the current systems, processes, performance, and initiatives implemented during the reporting period.

## Scope and Boundary

The report highlights the performance of SRF Limited for the period April 1, 2023 to March 31, 2024. This report covers the following businesses of SRF Limited:

- Chemicals Business
- Packaging Films Business
- Technical Textiles Business
- Other businesses - Laminated Fabrics and Coated Fabrics






Financial numbers in this report are given on a consolidated basis.

## Reporting Frameworks

The report is aligned with the 'Guiding Principles' and the 'Content Elements' of the International Integrated Reporting Council's (IIRC) framework. The content also conforms to the Global Reporting Initiative (GRI) standards.

The Company has disclosed required information in accordance with Business Responsibility and Sustainability Reporting (BRSR) disclosure principles wherever applicable. The financial and statutory information in this report is in accordance with the requirements of the Companies Act, 2013, and Indian Accounting Standards.

## Business Portfolio

 <b>Chemicals Business</b>	 <b>Packaging Films Business</b>	 <b>Technical Textiles Business</b>
 <b>Laminated Fabrics</b>	 <b>Coated Fabrics</b>	

## Chemicals Business



The Chemicals business includes two segments, namely Specialty Chemicals and Fluorochemicals.

### Specialty Chemicals

- Proficiency in fluorine chemistry and extensive understanding of various other organic chemistries
- Capability to produce active, and non-active advanced intermediaries used in agrochemical and pharmaceutical industries, custom research & synthesis for major players in agrochemicals and pharma space

### Fluorochemicals

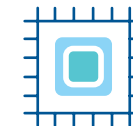
- Manufacturer of eco-friendly refrigerants in India with global-scale fully integrated facilities
- Pharma propellants and industrial chemicals
- Development of new grades of Fluoropolymers



## Packaging Films Business



- State-of-the-art facilities having the capability to offer innovative solutions in BOPET and BOPP Films
- Spectrum of product mix includes transparent, metallised, coated, and other value-added fast-moving diverse applications in fast-moving consumer goods, food & agro, confectionery, soaps & detergents, solar panels, labelling, overwraps, embossing, etc.



## Technical Textiles Business

- The largest manufacturer of technical textiles in India
- Product basket for technical textiles includes tyre cord fabrics, belting fabrics and industrial yarn and is used in varied applications, such as tyres, seatbelts, conveyor-belts and other industrial applications





### Laminated Fabrics Business



- Laminated fabrics are available in different combinations of length, width, and weight as per the requirements of our customers
- With an enviable reputation of a reliable manufacturer, we deliver quality solutions to the printing, advertising & signage industry
- SRF-laminated fabrics which are used as flex in hoardings, billboards and signage are not only suitable for high-quality screen printing and digital printing but are also compatible with all solvent-based printers such as Vutek, Nur and Scitex



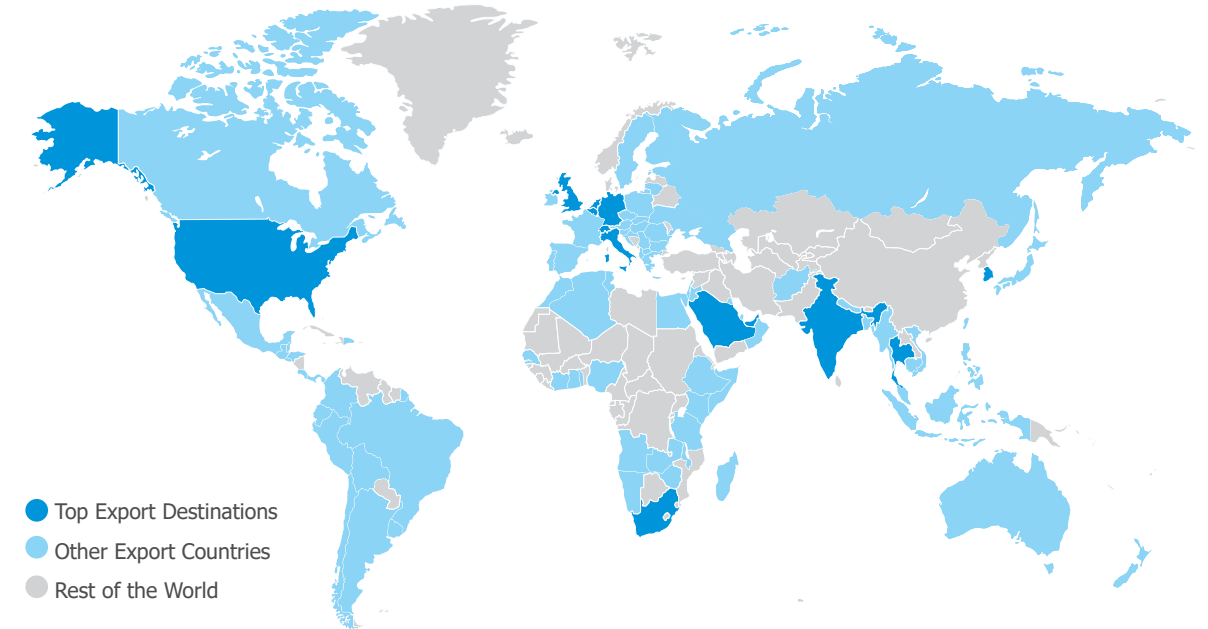
### Coated Fabrics Business

- As a pioneer of PVC synthetic coated fabrics in India, SRF offers a diverse range of products for a number of applications in varied segments such as architecture, lifestyle, sports, advertising, defence, mines, food & agriculture, automobile, and transportation
- Our coated fabrics are fire and weather-resistant as well as UV stabilised and abrasion and tear-resistant. Made of high tenacity polyester yarn with a unique PVC formulation, these are waterproof and easy to fabricate, install and maintain



### Our Geographical Presence

With our manufacturing presence in India, Thailand, South Africa, and Hungary, we serve customers in over 100 countries globally.



### Industries We Serve

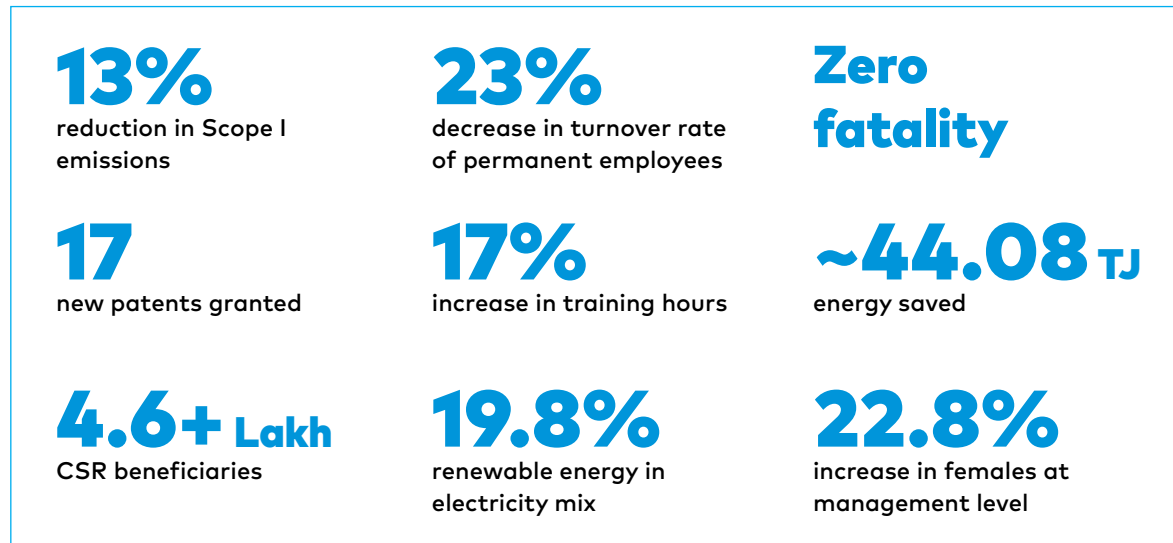
We empower a diverse range of industries with our innovative solutions. Our customer base consists of the following sectors:

Automotive	Pharmaceuticals	Air Conditioning	Manufacturing
Food & Agro	Renewable Energy	Lifestyle & Decor	Agro-chemicals
FMCG	Refrigeration	Technical Textiles	Advertising
Events & Exhibitions	Mining	Electronics	Chemicals

### Snapshot of this year's ESG performance

SRF Limited is dedicated to maintain its position as an organisation oriented towards long-term sustainable growth. We view our ESG journey as inherently collaborative, encompassing the well-being of the planet, people, and ensuring profitability.

This section reflects our commitments, systems, performance, and initiatives undertaken by SRF in mainstreaming ESG into our business activities.



## 1982



### Registered the 'Society for Education and Welfare Development'

Society for Education and Welfare Development was set up in 1982 as the Corporate Social Responsibility (CSR) arm of SRF Limited.

### Celebrating Excellence: Awards and Accolades

In the section, we showcase the awards and accolades bestowed upon our Company, a testament to our commitment to excellence. These recognitions underscore our dedication to exceeding industry standards and delivering exceptional value to our stakeholders.



#### Emerging Business Leader of the Year

**Ashish Bharat Ram, CMD**

AIMA Managing India Awards



#### FE Visionary Leader Recognition

**Rahul Jain, President & CFO**

FinancialExpress.com



#### MATEXIL Export Award for Outstanding Export Performance

**Technical Textiles Business, SRF**

MATEXIL, Category: Indutech



#### Top Value Creator 2023 – Chemicals

**SRF Limited**

Dun & Bradstreet India



#### Gold Award in the 2023 Spotlight Awards (Annual Report 2022-23)

**SRF Limited**

League of American Communications Professionals (LACP)



#### EcoVadis Sustainability Rating (Rating: Gold)

**Unit: Dahej, SRF Limited**

EcoVadis



# Corporate Governance

## Upholding Transparency and Accountability

At SRF, an effective governance framework is pivotal for attaining desired objectives and building long-term value for all stakeholders. Our corporate governance structure is harmonised with our deeply embedded and extensively practised core values. The Board is committed in ensuring an environment that promotes efficient corporate governance, robust internal controls, accountability, and financial prudence.

For us, corporate governance means implementing best practices to ensure we operate in compliance with regulations and guided by broader business ethics. The adoption of corporate practices — such as transparency and proper disclosures — ensures our people in charge bring benefits to investors, customers, creditors, employees, and the society at large.

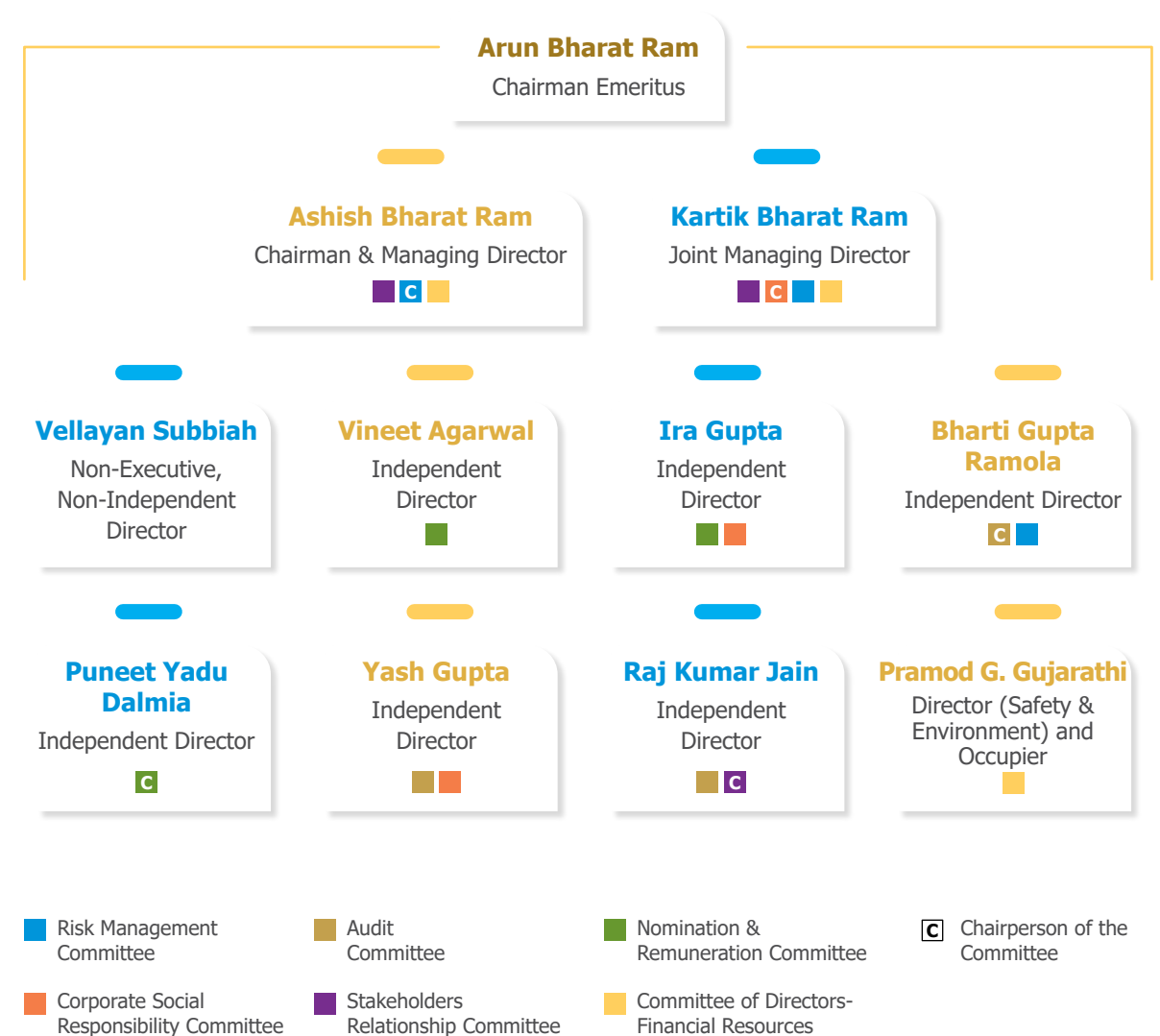
## Our Board of Directors

The guiding force that directs the company to achieve excellence.

The Board of Directors serve as the central pillar supporting our corporate governance framework. They ensure management's actions are directed towards creating long-term value creation of all stakeholders. Our Board of Directors consists of industry professionals who come with diverse skill sets, and rich experiences which enable and facilitate effective decision-making

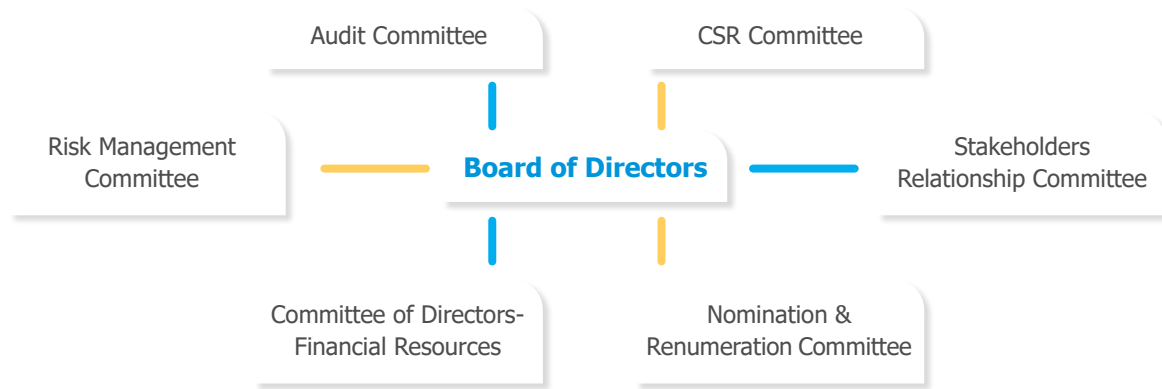
and execution of sustainable and long-term strategies. The Board conducts thorough evaluations of all significant aspects of the Company, ensuring that all business activities align with the Company's objectives. Board members oversee the Company's financial, environmental, and social performance, as well as address key risks and advise on opportunities.

## Board of Directors with effect from April 1, 2024



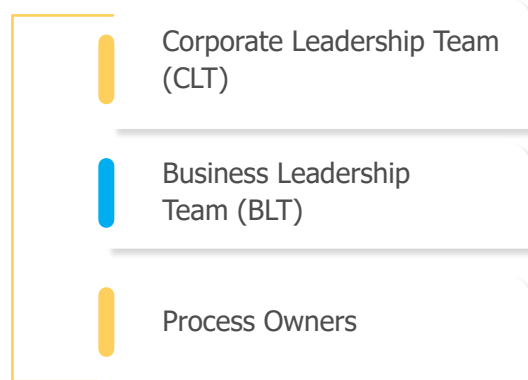
### Board Committees

At SRF, we ensure highest level of governance through six Board-level committees. Each committee has distinct roles and responsibilities. These committees play a critical role in safeguarding the interests of all shareholders and aiding the Company's ascent to market leadership.



### Sustainability Governance Framework

Our sustainability governance framework serves as the backbone of our commitment to environmental stewardship, social responsibility, and in ensuring ethics.



### Roles and responsibilities

#### Corporate Leadership Team (CLT)

- CLT consists of Chairman & MD, Jt. Managing Director respective business CEO's, CFO, CIO and CHRO
- The CLT provides guidance for making all the major business decisions at the Group level. It implements strategies across the organisation through the Business Leadership Team and Process Owners

#### Business Leadership Team (BLT)

- BLT is represented by various heads of functions, including Marketing, Strategic Sourcing, HR, Finance, IT, Operations and TQM
- The Business Leadership Team implements and monitors, inter-alia, sustainability performance at business levels

#### Process Owners

- The Process Owners are represented by heads of different functions such as HR, Safety, Finance, Engineering, Production and Processes

#### Operationalising ESG

The Company has formed an ESG committee which is headed by the Joint MD. The members of the committee consist of CFO, CHRO, CS, Corporate Controller, Business Representatives, Corporate Communications and Secretarial team. The committee is responsible for supporting the Board and the Company in achieving its ESG aspirations. The responsibilities of the committees include :-

- Formulating strategies to facilitate ESG implementation
- Integrating ESG principles into business operations
- Evaluating proposals related to ESG initiatives and overseeing their execution through a monitoring and evaluation (M&E) framework
- Aligning key projects with the company's ESG goals and targets

### Ethics and Compliance

We are committed to maintaining the highest level of ethical practices and ensuring compliance with legal and regulatory requirements. Integrity, professional and ethical conduct remains at the forefront of all our business interactions and activities.

#### Code of Conduct

Our Code of Conduct is a testament to our dedication to conducting business activities with utmost integrity, transparency, and responsibility. It mandates adherence to internal standards of business practices and covers areas including regulatory compliance, fair employment practices, environmental concerns, health and safety, conflict of interest management, and protection of the Company's assets. The principles enshrined in the Code of Conduct are upheld by Board members and executives at the senior management level. Together with our Whistleblower policy, the Code of Conduct strengthens the embodiment of the Company's core values (RINEW) and promotes a culture of ethical conduct and openness in all business dealings.



#### Code of Conduct



No cases of conflict of interest and disciplinary action was taken against SRF Limited or any of its internal stakeholders by any law enforcement agency for the charges of bribery / corruption on Directors / KMPs / employees / workers during the reporting period.

## Our Policies and Codes

At SRF, we are committed to integrating robust policies and protocols that consider the Environmental, Social, and Governance (ESG) elements as a fundamental part of our decision-making process. We consistently re-evaluate and innovate our strategic approach to stay ahead in the dynamic business environment and to meet the changing demands of our customers.

Our policies clearly outline the ethical conduct and behavioural expectations for our employees to maintain the core values of our organisation and guarantee ethical business operations. While it is mandatory for all employees to conform to these policies, we actively advocate for and support all other stakeholders in embracing and following these policies.

<b>Environmental Management Policy</b>	<b>Equal opportunity policy as per the Rights of Persons with Disabilities Act, 2016</b>	<b>Policy to promote inclusive growth and equitable development</b>	<b>Policy to promote respect and well-being of employees</b>
<b>Human Rights Policy</b>	<b>Policy respecting the interests of stakeholders</b>	<b>Policy on responsible engagement with consumers</b>	<b>Policy on provision of sustainable and safe provision of goods and services</b>
<b>Code of Conduct</b>	<b>Supplier Code of Conduct</b>	<b>Board Diversity Policy</b>	<b>Privacy Policy</b>
<b>Information Security/ Cybersecurity Policy</b>	<b>Anti-corruption and Bribery Policy/Whistle-blower Policy</b>	<b>Ethical, Transparent and Accountable Policy</b>	<b>Tax Policy &amp; Governance</b>
<b>Policy on responsibility and transparency when engaging in influencing public and regulatory</b>	<b>Business Responsibility Policy</b>	<b>POSH Policy</b>	<b>Occupational Health and Safety Policy</b>

## Regulatory Compliances

Our company meticulously adheres to all legal requirements, emphasising compliance as a fundamental principle in every business decision and strategic direction. To ensure strict adherence to relevant standards and regulations, we have developed an internal tool i.e. "Compliance Manager." This tool diligently monitors and administers the necessary regulatory guidelines, ensuring that our operations maintain the highest levels of compliance and promptly address any instances of non-compliance.

No penalties were levied, and no sanctions have been imposed on SRF Limited for any non-compliance with environmental and social laws and regulations during the reporting period.

## Industry Associations

SRF proactively creates shared value for all stakeholders. Simultaneously, the Company helps in promoting industrial growth and contributes to the Country's development. Our company maintains affiliations with a number of trade and industry associations and engages proactively in cross-sectoral dialogues. Such interactions provide essential perspectives on nascent trends, breakthroughs, and regulatory frameworks, alongside privileged access to specialised research. These collaborative efforts enable the dissemination of exemplary practices, the resolution of sector-specific issues, and the pursuit of diverse improvements and projects designed to propel the industry and the community forward together.

1. Confederation of Indian Industry
2. Refrigerant Gases Manufacture Association
3. Indian Chemical Council
4. CHEMEXCIL
5. National Safety Council
6. Centre for Chemical Process Safety
7. The Synthetic & Rayon Textiles Export Promotion Council
8. Indian Technical Textile Association (ITTA)
9. Association of Synthetic Fibre Industry
10. Indian Society for Quality
11. Quality Circle Forum of India
12. British Safety Council

# Strengthening Relationship with Stakeholders

Maintaining a consistent dialogue with our stakeholders is a cornerstone of our approach. We continuously engage with our stakeholders, namely investors, employees, suppliers, regulators, communities, and customers. These open lines of dialogue with our stakeholders are instrumental in identifying both the existing and emerging issues of material importance and aid in highlighting key improvement areas to mitigate evolving risks and challenges. This robust collaboration is essential in tapping into new opportunities and building effective business strategies for sustainable growth.

## Stakeholder Engagement Process

To operate with transparency and ethical integrity, SRF has identified crucial stakeholders via a prioritisation exercise conducted in collaboration with the company's management. The comprehensive stakeholder engagement process is delineated as follows:



### Identify

Identify internal and external stakeholders relevant to SRF and identify and prioritise key issues critical to each of the identified stakeholder groups



### Plan

- Establish objectives and scope of the stakeholder engagement. Allocate time, resources and responsibilities
- Design engagement strategy and modes of communication for each stakeholder



### Engage & Consult

Engage with each stakeholder group through interviews, etc. Share contextual information with stakeholders and follow-up sessions for feedback on identified material issues



### Monitor & Report

Ensure effective, timely documentation of consultation process and learning points, report back to stakeholders on commitments and performance related to identified material issues and ensure transparency in the stakeholder engagement

## Our Key Stakeholders



Employees



Customers



Regulatory Bodies



Local Communities



Investors/  
Shareholders



Suppliers



Bankers





# 1983






## Belting Fabrics

SRF started manufacturing belting fabrics that are used as reinforcement material in conveyor belts and other mechanical rubber equipment at Viralimalai, Tamil Nadu. Processed within multiple layers inside conveyor belts, belting fabrics offer requisite strength and durability to the end-product.

## Stakeholders' Engagement and Outcome

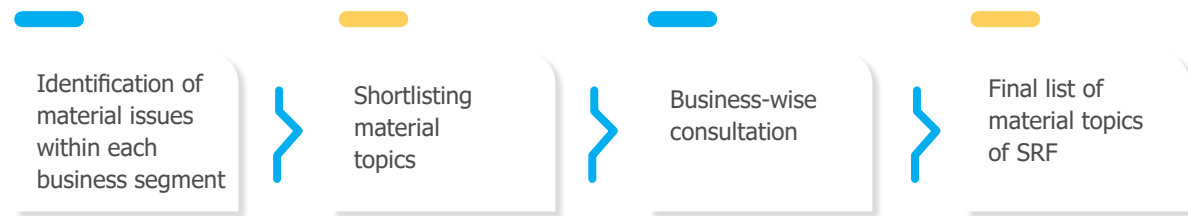
Stakeholder Group	Expectations	Channels of communication	Purpose and scope of engagement	Key Responsible Groups
 <b>Regulatory bodies</b>	<ul style="list-style-type: none"> <li>Compliance with applicable laws and regulations</li> <li>Participation and contribution to various initiatives</li> </ul>	<ul style="list-style-type: none"> <li>Adherence to reporting requirements</li> <li>Industry representation on key matters</li> </ul>	<ul style="list-style-type: none"> <li>Regulatory compliance</li> <li>Operational efficiency</li> <li>Development of communities</li> <li>Management of environmental impact</li> <li>Occupational Health and Safety</li> <li>Emergency Preparedness</li> <li>Air and GHG emissions</li> <li>Biodiversity and resource conservation</li> <li>Waste management</li> </ul>	<ul style="list-style-type: none"> <li>Senior Management and relevant functions</li> </ul>
 <b>Shareholders</b>	<ul style="list-style-type: none"> <li>Business plans, growth feasibility and stability</li> <li>Better quarterly reports/performance ratios</li> <li>Corporate reputation</li> <li>Transparent reporting</li> <li>Prudent capital allocation</li> <li>Corporate governance and risk management</li> <li>Regular dividend pay-out</li> <li>Prompt shareholders service</li> </ul>	<ul style="list-style-type: none"> <li>Company website</li> <li>Quarterly publication of results followed by earning call</li> <li>Periodic Analysts' briefing and individual discussions between fund managers and the management team</li> <li>Communication with shareholders to provide service</li> </ul>	<ul style="list-style-type: none"> <li>Financial Performance</li> <li>Business Risk Management</li> <li>Foray into new markets</li> <li>Optimising operational costs</li> <li>Corporate governance</li> <li>Ethics and value</li> <li>Energy efficiency</li> <li>Renewable energy</li> <li>Delivery of timely service</li> </ul>	<ul style="list-style-type: none"> <li>Chairman and Managing Director (CMD), Chief Financial Officer (CFO), Investor Relations and Secretarial Team</li> </ul>
 <b>Suppliers</b>	<ul style="list-style-type: none"> <li>Fair and transparent dealing</li> <li>Consistent business and economic growth</li> <li>Joint exploration of potential opportunities</li> <li>Maintain confidentiality of supplier data</li> </ul>	<ul style="list-style-type: none"> <li>Supplier evaluation programme</li> <li>Periodic meetings</li> <li>Visits to supplier's facilities</li> </ul>	<ul style="list-style-type: none"> <li>Pricing, quality and safety of raw materials</li> <li>Issues related with human rights</li> <li>Local employment</li> <li>Materials</li> </ul>	<ul style="list-style-type: none"> <li>Sourcing</li> </ul>
 <b>Customers</b>	<ul style="list-style-type: none"> <li>Reputed brand, high quality and reliable products</li> <li>Product innovation and environmentally sustainable products</li> <li>Timely market / product updates</li> <li>Honour contractual terms and price</li> <li>Timely resolution of customer complaints</li> <li>Ethical Practices</li> <li>Maintain confidentiality of customer data</li> </ul>	<ul style="list-style-type: none"> <li>Customer visits / audit and meetings</li> <li>Customer recognition/awards programmes</li> <li>Customer satisfaction surveys</li> <li>Joint development &amp; product reengineering</li> </ul>	<ul style="list-style-type: none"> <li>Product innovation and lifecycle efficiency</li> <li>Service quality</li> <li>Resolution of Customer Complaints</li> <li>Quality and Safety of Products</li> <li>Pricing of Products</li> <li>Branding</li> </ul>	<ul style="list-style-type: none"> <li>Marketing</li> <li>Technical services</li> <li>Customer Relationship Managers</li> </ul>

Stakeholder Group	Expectations	Channels of communication	Purpose and scope of engagement	Key Responsible Groups
 <b>Employees</b>	<ul style="list-style-type: none"> <li>Safe and healthy work environment</li> <li>Favourable work culture</li> <li>Adherence to SRF's Values</li> <li>Fair and equal compensation</li> <li>Learning and development opportunities</li> <li>Fair, transparent, and regular rewards and recognition</li> <li>Regular and constructive performance management and feedback</li> <li>Career development opportunities</li> <li>Appropriate grievance redressal mechanisms</li> <li>Job security</li> </ul>	<ul style="list-style-type: none"> <li>IT enablement &amp; digitisation</li> <li>Structured and focussed training programmes</li> <li>Employee oriented work policies</li> <li>Adequate grievance mechanism for reporting and redressal</li> <li>Fair and transparent performance management systems and 360-degree feedback process</li> <li>Periodic open house meetings with senior leadership teams</li> <li>Regular employee engagement and feedback surveys</li> </ul>	<ul style="list-style-type: none"> <li>Career growth prospects</li> <li>Learning and development programs</li> <li>Trainings</li> <li>Rewards and Recognition</li> <li>Occupational Health and Safety</li> <li>Work environment and policies</li> <li>Grievance redressal mechanism</li> <li>Ethics and transparency</li> <li>TQM</li> <li>Emergency preparedness</li> <li>Labour conditions</li> </ul>	<ul style="list-style-type: none"> <li>Human Resources function</li> </ul>
 <b>Local Communities</b>	<ul style="list-style-type: none"> <li>Local employment</li> <li>Skill development and education</li> <li>Local infrastructure development</li> <li>Conservation of natural environment</li> <li>Ensuring health and safety of nearby communities</li> </ul>	<ul style="list-style-type: none"> <li>Social impact assessment</li> <li>Joint development and partnership with local agencies, network partners for servicing wider set of local communities</li> <li>Local infrastructure development, structured learning by digital classrooms training, providing scholarships, and other necessary support</li> </ul>	<ul style="list-style-type: none"> <li>Social concerns in the region</li> <li>Minimising negative environmental impact</li> <li>Local employment</li> </ul>	<ul style="list-style-type: none"> <li>SRF Foundation (Corporate Social Responsibility arm of SRF)</li> <li>Plant-level CSR</li> <li>Other implementing agencies engaged for undertaking CSR activities on behalf of the Company</li> </ul>
 <b>Bankers</b>	<ul style="list-style-type: none"> <li>Financial stability</li> <li>Demonstrating creditworthiness</li> <li>Ensuring compliance with regulations</li> <li>Ethical business practices</li> <li>Mutually beneficial banking relationships</li> </ul>	<ul style="list-style-type: none"> <li>In-person meetings</li> <li>Digital interface</li> <li>Email</li> </ul>	<ul style="list-style-type: none"> <li>Transactional banking – deposits, withdrawals, transfers</li> <li>Loans and credit lines</li> <li>Investments and related advisory services</li> <li>Forex management</li> <li>New banking products</li> </ul>	<ul style="list-style-type: none"> <li>Chief Financial Officer (CFO) and Treasury</li> </ul>

# Materiality Assessment

Materiality assessment enables us to identify and prioritise crucial ESG issues that are integral to our business strategies, investments, business operations and have the potential to create long-term value for stakeholders.

## Our approach to materiality assessment



Our consistent monitoring and evaluation ensures we effectively manage key ESG material topics. We continue to map the Company's progress against identified material aspects and take necessary actions wherever necessary, to improve the overall business outcomes and value for stakeholders. For the current financial year, there is no change in the final list of material topics identified earlier.



### Environmental

- Energy Management
- GHG Emission Reduction
- Air Emissions
- Water Conservation
- Waste Management
- Key Material Procurement and Management



### Social

- Employment
- Occupational Health and Safety
- Community Relations and Engagement



### Governance

- Corporate Governance
- Total Quality Management (TQM)
- Innovation & Research and Development

By maintaining focus on existing material topics, we have observed that our ESG strategies and initiatives remain aligned with the evolving needs of our stakeholders and the broader environmental and social context.



# Risk Management



## Forging Resilience and Opportunity: Navigating Risks in Our Journey Toward Sustainable Excellence

SRF Limited has meticulously implemented a comprehensive Enterprise Risk Management (ERM) Framework, seamlessly woven into the Company's fundamental business strategy and planning activities. This integration has strengthened our capability to proactively manage risks and where feasible, convert them into opportunities. The ERM is governed by an

overarching Risk Management Policy. The policy specifies Company's strategy for handling risks throughout the organisation. The ERM framework incorporates essential elements for the efficient management of risks, thus fostering a resilient internal control system defined by a proactive, rather than reactive, stance on risk management.

### Risk Management Process



We have a dedicated Risk Management Committee (RMC), which, inter alia, drives continuous efforts to identify various types of risks including ESG Risks, oversees the implementation of the risk management measures and suggests future action plans, wherever required.

The Committee also aids the Audit Committee in analysing the efficacy of the Risk Management System and assists the Board in framing, implementing, monitoring, and revising the Risk Management Policy. The Committee is competent to identify, assess and

manage both traditional and emerging business risks. It ensures that stakeholder interests are protected, business objectives are met, and long-term growth is sustained. Risk categorisation and prioritisation is done on a high, medium, and low category basis as defined by the Risk Management Framework. Further, Business Leadership Team and Risk Owners, report risks and mitigation plans to Corporate Leadership Team and subsequently to the Risk Management Committee for review. We also have a robust framework of Control Self-Assessment (CSA) which continuously verifies compliance with existing policies and procedures.

Key risks identified

Mitigation strategies



Financial Risk

- Detailed policy guidelines to deal with key financial risks
- Robust processes & systems for ensuring timely reporting and compliance with applicable regulatory framework
- Optimum cash flows through continuous new product development and innovation



Regulatory Risk

- Continuous monitoring of the changing regulations, impact assessment, implementation of statutory compliance, internal audit and external legal review (including ESG)
- Liaisoning with regulatory bodies and industry associations to bring systemic changes for the benefit of industries



Operational Risks

- Implementation of safety and quality management systems, TQM driven processes to eliminate operational risks and contribute to the Company's strategy for sustained operational success
- Adoption and deployment of resource efficiency initiatives (across energy, water, etc.), ensuring reduction in loss time injuries
- Development and retention of a skilled workforce that contributes to organisational goals by offering opportunities for learning and development, and career growth



IT and Cyber Security Risk

- Implementation of new perimeter security mechanisms such as dual firewalls, internet content filtering, mobile device management for users with critical data leak risk, etc.
- Training and awareness sessions on cybersecurity risks conducted for those in possession of Company's digital assets on regular basis
- Ensuring adequate update and maintenance of servers and network devices for added security and data protection



Strategic Risk

- Long-term strategic planning and regular management reviews with business teams, Audit Committees and Board meetings
- Strategic sourcing initiative ensuring uninterrupted supply of raw materials

# Strategy

At SRF Limited, sustainability is deeply embedded in our corporate ethos and is reflected across all facets of our business operations and strategy. We stand firm in our commitment to the conservation of natural resources, prioritisation of our employees' health and safety, responsible governance, and advancement of community well-being. Our strategic objectives are meticulously crafted to be in sync with our Aspirations

2030, delineating a visionary blueprint for our progressive journey. The sustained creation of value for our stakeholders is rooted in our steadfast adherence to ethical standards and principled conduct in all our business dealings. SRF's Aspirations 2030 furnish us with a clear framework to navigate our strategic focus areas sustainably, aiming to cultivate a legacy of shared value into the foreseeable future.

## Our Aspirations 2030



### Operational Excellence

- Creating new and differentiated offerings that deliver superior customer value through innovations and improvements in quality, cost, efficiency, or environmental benefits, supported by digital technologies for efficiency and reliability. In addition, nurturing a capable workforce that continues to develop new solutions and provide advanced technical support
- Implementation of various facets of the Total Quality Management (TQM) way to create new benchmarks across multiple dimensions of Quality, Cost, Delivery, Safety, Health & Environment and Morale (QCDSM)



### Innovation and Technology Leadership

- The Company constantly focusses on developing and investing in new technologies and developing new-age products to lead the way in serving the emerging needs of customers and deliver value over the long run
- SRF's focus on adequate allocation of resources to effectively implement systems and initiatives is helping in creating sustainable value on an ongoing basis. The Company will continue to focus on the key strategic areas that have contributed to driving improvements across the ESG material aspects



### Professional Reputation and Value System

- In line with the core values, SRF strives to attract, retain and nurture talent that demonstrates high levels of ethics and integrity while delivering high quality products to its customers, thereby enhancing the brand value and reputation of the Company



### Customer Advocacy

- Building a customer-focussed, agile and lean organisation, becoming a trusted, long-term partner of choice with the customers through innovative offerings and strong customer relationships













### Environment & Social Responsibility

Our Environment and Social Responsibility will focus on four main aspects:

- We will benefit the communities where we work
- We will embrace diversity, equality and inclusion in our workforce
- We will enhance our focus on the 3R's - Recycle, Reuse and Reduce
- We will transition from traditional energy to renewable energy in the future





Risks	Material aspects	Strategic focus areas	Progress in FY24	Aspirations 2030
 <p><b>Operational</b></p>	<p>Energy management</p> <p>GHG emissions management</p> <p>Air emissions</p> <p>Water conservation</p> <p>Waste management</p> <p>Key material procurement and management</p>	<ul style="list-style-type: none"> <li>Focus on implementing cutting-edge technology and energy efficiency initiatives to achieve energy savings</li> <li>Transition to cleaner energy sources to mitigate carbon emissions</li> <li>Drive efforts towards reducing water consumption with water-efficient technologies, recycling and reusing wastewater and sequestering rainwater to the maximum extent possible</li> <li>Emphasis on the principle of 3R – Reduce, Reuse and Recycle and strive to operate in a 'closed-loop' through circularity in operations</li> <li>Continuous efforts on local sourcing of raw materials and increasing the use of recycled materials in production</li> </ul>	<ul style="list-style-type: none"> <li>Implemented energy efficiency initiatives, leading to energy savings of ~ 12,243 MWh</li> <li>1,236 TJ of energy consumed from renewables and biomass</li> <li>16.4 Lakh KL of water consumption met through recycled wastewater</li> <li>7,89,054 KL rainwater harvested and recharged</li> <li>Following 3R principle - recycled materials used as raw materials in production</li> <li>Utilisation of onsite generation of fly ash and other process waste as raw material in cement industries</li> <li>71.88% input material sourced sustainably (including capital goods)</li> </ul>	 <p><b>Operational Excellence</b></p>
 <p><b>Financial</b></p>	<p>Employment</p> <p>Occupational health and safety</p> <p>Local communities</p>	<ul style="list-style-type: none"> <li>Concentrated efforts on creating a favourable environment for employees to nurture and grow through structured learning and development, career advancement, and rewards and recognition programme to keep employees motivated and engaged</li> <li>Build a workplace that thrives on diversity and inclusion, and supports human rights</li> <li>Endeavour to create a safe and secure work environment by embedding health and safety in the company culture and implementing robust systems to ensure well-being of each employee</li> <li>Relentless efforts to empower local communities through community initiatives focussing on vocational skills, education, natural resource management, among others</li> </ul>	<ul style="list-style-type: none"> <li>2,06,710 training manhours</li> <li>Increase in female workforce across the management levels by 23% compared to FY23</li> <li>89% satisfaction on our employee engagement survey</li> <li>4.6 lakh+ beneficiaries of CSR initiatives in local communities</li> <li>₹ 31.5 Crore CSR expenditure</li> <li>33 CSR projects</li> </ul>	 <p><b>Professional Reputation and Value System</b></p>
 <p><b>IT &amp; Cyber-Security</b></p>	<p>Total Quality Management</p> <p>Innovation and Research &amp; Development</p>	<ul style="list-style-type: none"> <li>Emphasis on capitalising new opportunities, expand product portfolio considering the evolving customer expectations and enhancing market presence</li> <li>Implement differentiated business strategies, prudent capital allocation, optimum utilisation of natural resources to lower operating costs, automate processes and strengthen business processes that aid in building a sustainable business model</li> <li>Deliver long-term sustainable returns to shareholders by increasing market capitalisation and higher dividend pay-out</li> <li>Implementation of Total Quality Management (TQM) for meeting evolving customer aspirations and shifting market dynamics by bringing systemic changes to maximise plant efficiency and deliver diverse solutions</li> </ul>	<ul style="list-style-type: none"> <li>TQM led supply chain improvements, enhancement of internal process efficiency and building a skilled workforce</li> <li>Developed innovative products that are socially and environmentally responsible and have zero ozone depleting substances, low global warming potential (GWP), recyclability and low carbon footprint</li> <li>17 patents granted</li> <li>Earnings per share ₹ 45.06</li> </ul>	 <p><b>Customer Advocacy</b></p>
 <p><b>Strategic</b></p>	<p>Corporate Governance</p>	<ul style="list-style-type: none"> <li>Focus on creating an eco-system which promotes effective decision-making, accountability and financial prudence</li> <li>Encourages an ethics-driven culture of accountability and responsibility for all activities with the integration of sustainability into its decision-making processes to create value</li> <li>Constant identification, assessment, monitoring and mitigation of risks to achieve business objectives</li> <li>Focus on robust internal control system and proactive response strategy towards identified risks</li> </ul>	<ul style="list-style-type: none"> <li>No fines levied or non-compliance with respect to environmental and social aspects</li> <li>Continued to collaborate with industry associations to benefit the industry and society at large</li> <li>Continued to identify and manage existing as well as emerging risks through the robust risk management framework, integrated with the company strategy and planning</li> </ul>	 <p><b>Innovation and Technology Leadership</b></p>
 <p><b>Regulatory</b></p>	<p>Environment and Social Responsibility</p>	<p>Environment and Social Responsibility</p>	<p>Environment and Social Responsibility</p>	 <p><b>Environment and Social Responsibility</b></p>

# Value Creation Model

## DRIVING BUSINESS WITH VALUES

### INPUT

**Economic**

**Financial Capital**

- Net worth: ₹ 11,478 Cr.
- Operating cost: ₹ 10,292 Cr.
- Net debt: ₹ 4,200.41 Cr.
- Revenue: ₹ 13,138.52 Cr.

---

**Manufactured Capital**

- Capex spent: ₹ 2,347.45 Cr.
- Manufacturing sites: 10
- Investments in operational excellence
- Robust TQM practices

---

**Intellectual Capital**

- R&D spent: ₹ 146.41 Cr.
- 450+ Dedicated R&D professionals
- 37 Patents filed during the year
- 443 Patents filed up to FY24

**Social**

**Human Capital**

- Workforce: 15,556
- Total training hours: 2,06,710
- Spending on employee wellbeing
- Industry benchmark safety practices

---

**Social and Relationship Capital**

- Community spend: ₹ 31.5 Cr.
- Number of CSR projects implemented: 33
- Alignment with Make in India

**Environment**

**Natural Capital**

- Total energy consumed: 12,680 TJ
- Utilisation of greener fuels
- Total Water withdrawal: 54,49,252 KL

### VALUE CREATION APPROACH

**Our values**

Respect

Integrity

Non-discrimination

Excellence

Well-being

**Our Aspirations 2030**

- Operational Excellence
- Professional Reputation and Value System
- Customer Advocacy
- Innovation and Technology Leadership
- Environment & Social Responsibility

**Chemicals Business**  
**Technical Textiles Business**  
**Packaging Films Business**  
**Coated Fabrics & Laminated Fabrics**

**Key enablers**

Differentiated business strategy

Customer centricity

Operational Excellence

Digitisation & Innovation

Stakeholder engagement

Corporate Governance

### OUTPUT

- Debt equity ratio: 0.44
- Profit after tax: ₹ 1,335.71 Cr.
- Earnings per share: ₹ 45.06
- Two interim dividends: ₹ 3.6 per share each

---

- 15 products launched in Specialty Chemical Business
- Export to 100+ countries

---

- 17 new patents granted during the financial year
- 149 total patents granted up to FY24
- Implementation of advanced digital technologies

---

- 13.28 average hours of training of workforce
- 89% satisfaction on our employee engagement survey
- 100% return to work rate

---

- 4.6 lakh+ beneficiaries from community development projects
- 25.54% material sourced from MSMEs

---

- 19.8% of electricity from renewable sources
- 12,243 MWh of energy saved through EE measures
- 16,41,263 KL of Water recycled
- Compliance with environmental regulations

### LONG-TERM VALUE CREATION

- Strong balance sheet
- Increased shareholder value
- Reaffirmed CRISIL AA+ /Stable/ CRISIL A1+ ratings and India Ratings and Research IND AA+/ Stable/IND A1+ and IND AA+/Stable

---

- Optimum manufacturing capacity
- Diverse product portfolio
- Zero product recall incidents

---

- Comprehensive product range
- Ability to handle complex chemistries with deep domain expertise
- Development of products leading to positive impact on environment and society

---

- Attraction & retention
- Safe working environment
- Productive workforce
- High employee engagement & satisfaction levels

---

- Inclusive supply chain
- Healthy and long-term relations with stakeholders
- Making communities resilient

---

- Ecovadis Gold Certification for our facility in Dahej
- Climate change mitigation

# Capital-wise Performance

This section showcases SRF's performance across the six capitals as per IIRC framework namely Financial Capital, Manufactured Capital, Intellectual Capital, Human Capital, Natural Capital, and Social & Relationship Capital. Each capital plays a unique and indispensable role in our ability to create sustainable value for our stakeholders while simultaneously navigating the complex challenges of our industry. In this section, we present an overview of the six capitals, demonstrating their importance and the strategic imperatives they entail for our company's continued growth and resilience.



## Financial Capital

- Sources include debt and equity financing and cash generated by operations and investments
- Funds are being invested in various CAPEX projects throughout the business



## Manufactured Capital

- Investments are focussed on expansion, bringing efficiency and upgrading existing equipment and infrastructure



## Natural Capital

- Natural capital inputs such as raw materials, water, fuel and renewable energy, etc., critical to operate efficiently



## Intellectual Capital

- Considerable investments focussed on ESG and innovation agenda for a competitive edge
- Due assessment of the returns on investment against the extent to which it might aid business growth



## Social & Relationship Capital

- Fundamental part stakeholders play in creating & sustaining an enabling external environment for the business to flourish
- Consideration of all relevant factors while making investment decisions



## Human Capital

- Investment in hiring the right people for the right job so as to maintain its status as 'employer of choice'
- Assessing the necessary skills and specialisation to deliver on the objectives

# Financial Capital



SRF is committed to achieving long-term growth through a strategic mix of debt and equity. We fully recognise and appreciate the role that financial capital plays as a fundamental keystone within our organisational structure. Our robust cash flow monitoring system allows us to identify growth opportunities and streamline costs across all departments. This ensures we allocate the right amount of capital for growth projects while maintaining sufficient liquidity to navigate any economic challenges.

## Material issues addressed

Corporate Governance | Innovation, Research & Development

### Inputs

₹ **10,292 cr.**

Operating Cost

₹ **13,410 cr.**

Capital Employed

### Outputs

₹ **13,138.52 cr.**

Revenue

₹ **2,743.84 cr.**

EBIDTA

₹ **45.06**

EPS

### Expansion

We place a strong emphasis on driving both sustainability and expansion across our business. We are diligent in ensuring that capital is judiciously allocated for growth projects, while also preserving an optimal level of liquidity to safeguard and sustain our business activities amidst diverse economic conditions. We enhanced our capabilities and cultivated expertise in novel chemistries.

In FY24, we have incurred capex of approx. ₹ 2,347.45 crore for setting up greenfield and brownfield projects across businesses with a larger share of investments in Chemicals Business. To seize future market opportunities in Specialty Chemicals, we commissioned nine dedicated facilities at our Dahej facility during the year. These strategic



investments have positioned us to penetrate unexplored markets, pursue novel opportunities for expansion, and propel growth that substantially enhances our value. Apart from commissioning new facilities, we worked on cost structures, ensuring we efficiently run our plants.

### Performance

In FY24, we recorded a total turnover of ₹ 13,138.52 crore. Our balance sheet remains strong with PAT of ₹ 1,335.71 crore and EBIDTA of ₹ 2,743.84 crore. Our earnings per share stands at ₹ 45.06 for the year. We disbursed two interim dividends of ₹ 3.6 per share each during this financial year. We remain committed to our objective which is to provide a favourable long-term value creation for our shareholders.



## Overview of the company's financial performance

**Profit after Tax (₹ Crore)**

FY24	1,336
FY23	2,162
FY22	1,889
FY21	1,198
FY20	1,019

**Earnings Per Share (EPS) (₹)**

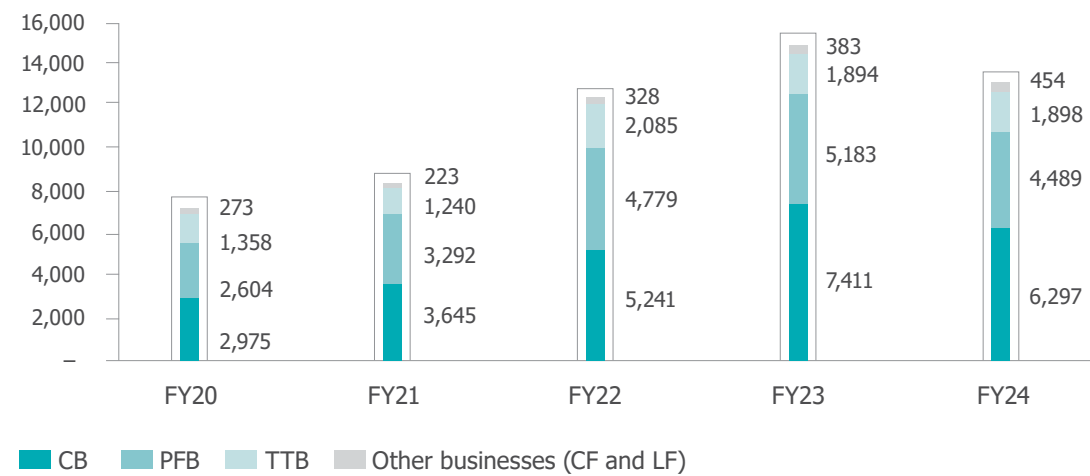
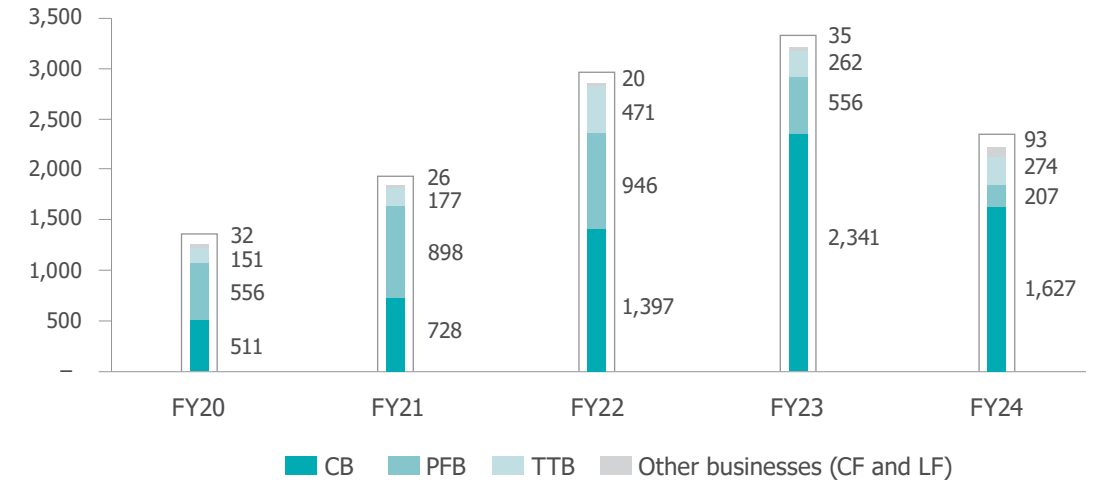
FY24	45
FY23	73
FY22	64
FY21	41
FY20	35

**Net Worth (₹ Crore)**

FY24	11,478
FY23	10,326
FY22	8,564
FY21	6,855
FY20	4,932

**Business-wise performance**

Each business has significantly contributed to our overall growth, driven by strategic initiatives and market responsiveness. Strong and consistent performance of all three businesses over the past five years underscores the effectiveness of our diversified businesses and commitment to long-term value creation

**Business-wise segment revenue (₹ Crore)**

**Business-wise EBIT (₹ Crore)**

**Ratings: A picture of trust**


CRISIL Ratings has reaffirmed its 'CRISIL AA+ /Stable/CRISIL A1+' ratings on the bank facilities and debt instruments of SRF Limited. India Ratings and Research has rating IND AA+/Stable/IND A1+ and IND AA+/Stable for the Company's "Fund Based and Non-Fund Based Working Capital Limits" and long term loans categories respectively. These evaluation by external rating organisation continue to reflect a strong business profile driven by market leadership, diversified revenue, high operating efficiency, and a healthy financial profile.

**Impact of financial capital on other capitals**

- **Manufactured Capital:** Enables expansions and enhances current capabilities
- **Intellectual Capital:** Enables investments in R&D and cutting-edge technologies
- **Human Capital:** Helps streamline processes, attracting and retaining top talent
- **Natural Capital:** Investment in clean energy, conservation of natural resources
- **Social & Relationship Capital:** Facilitates partnerships and collaborations



# Intellectual Capital



SRF recognises Research and Development (R&D) as an engine for future growth. We strategically channelise our R&D efforts to align with market demands and customer needs, positioning ourselves at the forefront of innovation and customer-centric solutions. We empower our teams across our R&D centres in Bhiwadi and Gurugram to innovate and translate the outcomes into tangible breakthroughs thus positioning us strategically in the market.

## Material issues addressed

Innovation, Research & Development

Total Quality Management

Employment

Strong in-house innovation capabilities and focussed area

Highly skilled R&D professionals

Strengthening our R&D capabilities

Solid product funnel

State-of-the-art facilities



## Inputs

37

Patents applied during the year

₹ 146.41 cr.

R&D spent

450+

R&D workforce

## Outputs

17

Patents granted in FY24

149

Total patents granted up to FY24

Our R&D initiatives frequently encompass partnerships with our clients to co-develop products and processes. Such collaborative ventures have consistently resulted in success for tailor made products, fostering a culture of cooperation and a strong collaborative bond between our Company and our Customers.

## Chemicals Technology Group

The Chemicals Technology Group (CTG) at SRF is at the forefront of pioneering new product and process technologies for our Fluorochemicals and Specialty Chemical businesses. The team's key focus is on innovating intermediates that cater to the huge demands of Active Ingredients (AI) and Non-Active Ingredients for the agrochemical and pharmaceutical sectors, as well as developing advanced refrigerants for future applications. CTG's rigorous approach to IP creation has resulted in four hundred and forty-three patent applications filed to date.

By harnessing the collective expertise of more than 450+ dedicated professionals stationed across various sites and specialised engineering centres, the CTG

is determined in its mission to elevate SRF's process development proficiency. The team is committed to mastering the art of scaling up and seamless commercialisation of new products, further establishing SRF's position as industry leader. SRF continues to invest in R&D to create propositions for the future and Revenue expenditures of ₹ 146.41 crore was spent during FY24

### R&D in Technical Textiles Business

SRF has a dedicated R&D facility at its Technical Textiles Business manufacturing site in Manali, near Chennai, India. It houses world-class infrastructure and a pilot facility for polymerisation, spinning, twisting, and dipping for new products and process development.

### R&D in Packaging Business

At the Indore SEZ facility, our state-of-the-art R&D facility is comprehensively outfitted with cutting-edge technologies such as a pilot polymerisation plant, and pilot-scale printing, lamination, and coating machines. It also features advanced analytical tools like GC-MS/MS, GPC, and more, enabling us to replicate and refine customer processes at pilot scale efficiently. This strategic setup is instrumental in significantly reducing the duration from initial concept to market deployment.

### Customer Collaboration

Our R&D team along with business development teams often collaborate with our customers for joint product and process development. These have proven to be successful models for customer-driven product development, further enhancing a spirit of collaboration and partnership between us and our customers. We continue to collaborate with agrochemical innovators for innovations directed towards the farm sector. Additionally, we are also collaborating with innovators to introduce more complex downstream products.

### Specialty Chemicals: Expertise in Chemistries

We take pride in our profound expertise in chemistry. It serves as a base for our innovative solutions and product development. Our team of highly skilled professionals brings extensive knowledge and experience across various chemical disciplines. This deep understanding allows us to tackle complex challenges and develop innovative solutions.



Our expertise in chemistry is reflected in our robust portfolio of patents and successful commercialisation of products over the years.

### New Product & Process Development

#### In our Chemical Business

- We launched 15 new products catering to agrochemical and pharma sectors. These products have good long-term prospects and are at a different maturity level of market potential and have a future growth potential
- We have our focus on development of high end molecules. Our R&D team worked on over 44 molecules and many products were successfully taken up for process development. Additionally, more than 34 molecules were taken up for the scale-up studies and 70% were commercially produced in multipurpose and dedicated plants

**Our team has developed "467A" which is an ideal retrofit for R22 which has a high greenhouse warming potential. 467A is the First refrigerant ever in India to receive certificate from ASHRAE**



## 1986



### Coated Fabrics

Coated Fabrics Business was set up in 1986. The business offers a diverse range of products for several applications in varied segments such as architecture, lifestyle, sports, advertising, defence, mines, food & agriculture, automobile, and transportation.

**In our Packaging Films Business**

- We commercialised multiple BOPET and BOPP products

**In our Technical Textiles Business**

- We developed new type of Solid Woven Fabric which has been accepted well by the market

**In our Other Businesses**

- We have developed food-grade liners compliant with USFDA and IS standards, enhanced with value engineering, specially tailored for the Jal Jeevan Mission, an initiative initiated by the Ministry of Jal Shakti of Government of India with the aim to provide 55 litres of tap water to every rural household per capita per day regularly on long-term basis by 2024
- We undertook commercialisation of TUF 5 & TUF 6, offering a variety of colors and finishes
- We developed high-tensile and tear-resistant fabric for heavy-duty tarpaulins
- Introduced FRAS non-lacquered product



**Advancing Cybersecurity**

The seamless operation of the Company is dependent on the assurance that its information systems and corresponding data are safeguarded with a high degree of security and confidentiality. At SRF, we have a well-defined cyber risk management policy and has implemented various systems to protect from cyber attacks. Based on the cyber security policy, we have established processes and controls to mitigate any kind of cybersecurity risk. The processes and controls consist of secure data centres, use of secure VPN, encryption of Intellectual property with IRM solutions to protect against data exfiltration etc. We give regular awareness sessions to ensure they are fully aware against any cyber security threat.

Refer Principle 9 of BRSR for strategies to mitigate cyber security risks

**Digitalisation**

To propel enterprise transformation, the Company has invested in cutting-edge and scalable digital platforms that emphasise process digitisation, digital workflows, analytics, automation, mobile apps and cloud product suites. Consequently, strategic decision-making has been expedited, and the Company's IT landscape is based on the latest technology.

**Impact of Intellectual Capital on other capitals**

- **Manufactured Capital:** Improved product design, manufacturing techniques, and operational efficiency
- **Financial Capital:** Enhances SRF's intangible value and market positioning
- **Human Capital:** Enriches the knowledge, skills, and capabilities of our people
- **Natural Capital:** Implement environmentally friendly technologies and processes leading to efficient resource use
- **Social & Relationship Capital:** Stronger networks, partnerships, and societal contributions

**1989**



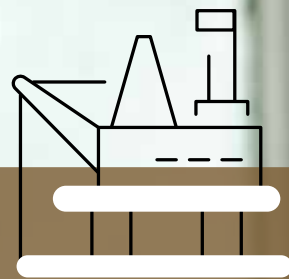
**Entered Chemicals Business to manufacture refrigerants**

SRF started its journey in Fluorochemicals in 1989, manufacturing refrigerants at our facility in Bhiwadi, Rajasthan, India.

SRF's Fluorochemicals Business holds the status of being a refrigerant supplier of choice with pride, serving customers in more than sixty countries worldwide.



# Manufactured Capital



Aligned with our growth ambitions, we are continuously expanding along with strong focus on bringing efficiencies in our operations. Our strategies and plans of action are guided by our motto – 'We always find a better way' – which is reflected in the high-quality products that we deliver to our customers.

Our state-of-the-art products manufactured by Chemical Business, Packaging Films Business and Technical Textiles Business continues to be a key driver of growth for the Company. By delivering exceptional products that are reliable and meet customer needs, we continue to strengthen our market leadership position.

## 50 Years of Manufacturing Excellence

This year, SRF Limited proudly commemorates 50 years of manufacturing excellence. Since the inauguration of our first plant in 1974, we have evolved into a manufacturing powerhouse with businesses spanning multiple verticals. Over five decades, our path has been illuminated by innovation. Our golden legacy is not just a reflection of the past but a beacon guiding us towards an even brighter future.



### Material topics addressed

Occupational Health & Safety

Key Material Procurement and Management

Total Quality Management

Innovation, Research & Development

Employment

### Inputs

₹ **2,347.45** Cr.

Capex spent

**10**

Total manufacturing facilities

### Outputs

**Higher sales volume**

**100+**

Countries we export

Launched **15**

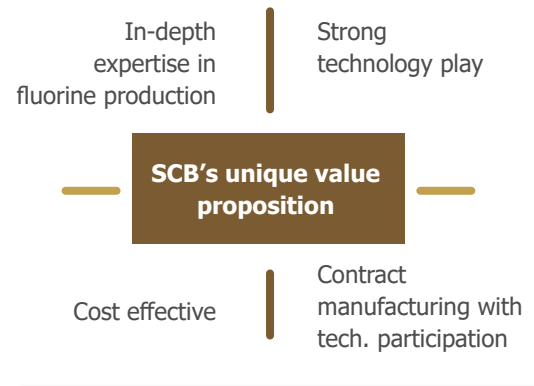
new products in chemical business

Utilising the best facilities and top-tier production processes, we consistently produce high-quality, reliable goods. Our extensive selection of products is crafted to deliver diversity, sustainability, and added value for our customers.

## Our Manufacturing Excellence

### Specialty Chemicals Business

We manufacture Organic and Inorganic intermediates that find application in Material Sciences, Surface Chemistry, products and intermediates for the agrochemical and pharma sector. Our dedicated manufacturing facilities have the capabilities to manufacture products up to 250 MT and 3,000 MTPA for agrochemical and pharma sector respectively.



### Fluorochemicals

We are the producers of refrigerant gases (R22, HFC blends), Chloromethanes, Intermediates for Specialty Chemicals, Hydrofluoric Acid, and PTFEs. Our plants in Dahej, Gujarat and Bhiwadi, Rajasthan are well equipped to handle the growing demands of these products.

**Our backward integrated facilities for production of refrigerant gases, industrial solvents and PTFE makes us more efficient and places our fluorochemical business in a strong position.**



Our manufacturing process includes production of industrial chemicals such as Methylene, Dichloride, Carbon Tetra Chloride and Chloroform etc. We have ventured into Fluoropolymer space by commissioning of PTFE plant under the brand "Flonio" and we are also in the process of setting up of three new fluoropolymers facilities.

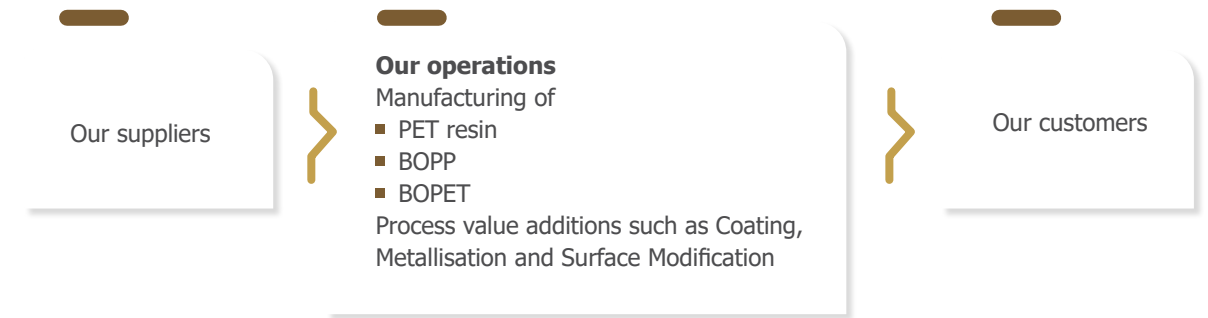


## Packaging Films Business

The Packaging Films Business has grown from strength-to-strength since its inception. Our first BOPET line and BOPP line were commissioned in 1995 and 2013 respectively. Today, our Packaging Films business is equipped with seven state-of-the-art BOPET and

resin lines and four BOPP lines. Our manufacturing operations consists of BOPET and BOPP production with value-add facilities of Coating, Metallisation and Surface Modification.

### Packaging Films Business value chain



Our products hold a critical position in our customer's supply chain.

- The flexible packaging solution is used for packaging of food items – confectionery, dairy, spices etc. and non-food items such as perfumes, shampoos, detergents. For us, manufacturing means touching the lives of individuals. Hence, we take utmost care while manufacturing our products
- The industrial packaging is used in air ducting, cables, solar panels, electronics thus ensuring provision of sustainable products to our customers

During the year, we added an aluminium foil production facility in Jetapur, Madhya Pradesh under one of our subsidiaries. The facility which is one of the best-in-class and is good manufacturing practice (GMP) compliant, can produce approx. 20,000 MTPA

of rolled aluminium foil. Additionally, we are also in the process of commissioning of Capacitor Grade BOPP Film to the existing portfolio in line with the strategy of growing in adjacencies.

**SRF is one of the largest manufacturers of a spectrum of standard and specialty Bi-axially Oriented Polyethylene Terephthalate (BOPET) and Bi-axially Oriented Polypropylene (BOPP) films, sold under the PETLAR™ and OPLAR™ brand names respectively.**



### Technical Textiles Business (TTB)

We are India's largest manufacturer of technical textiles and also global leader for most of the products manufactured by this business. Our four manufacturing plants in Madhya Pradesh (1) and Tamil Nadu (3) are capable of producing Nylon-6 Tyre Cord Fabrics, Chips, Industrial Yarn, Polyester Tyre Cord Fabric. Our plants have Japanese technology to ensure the best quality for our customers.

Our business has deep expertise in manufacturing of tyre cord fabrics, offering comprehensive solutions ranging from polymerisation to fabric dipping by utilising advanced technologies.

### Coated Fabrics

Our Gummidipoondi plant in Tamil Nadu is equipped with world-class facilities for manufacturing yarn, weaving, coating, printing and lacquering, it is fully integrated to manufacture coated fabrics with PVC formulation. Our solutions include wide range of fabrics from 350 gsm to 1500 gsm and coating thickness from 0.3 mm to 1.5 mm in more than 100 shades.

### Laminated Fabrics

Our manufacturing facility in Kashipur, Uttarakhand has a monthly capacity to produce 75 lakh sqm of cold laminated front lit, cold laminated back lit and hot laminated protective covers. Our manufacturing process is equipped with a state-of-the-art fabrication machine with automatic heat sealing facilities to produce tarpaulins.

### Total Quality Management

"SRF management approach is deep-rooted in the principles and techniques of Total Quality Management (TQM). This system centres around three key objectives: satisfying the needs of customers and stakeholders both now and in the future, utilising systematic and scientific methodologies, and engaging every employee in continuous improvement efforts. TQM practices extend across the entire value chain, from product conceptualisation to sales and enabling functions. By doing so, we optimise strategic decisions and deliver superior outcomes in terms of Quality, Cost, Delivery, Safety, and Morale (QCDSM) for our stakeholders."

In FY24, our company continued to enhance its flagship Problem Solving capability-building programmes with more of our workforce getting certified at the Basic Blue Level.

**66**

**new certifications at the Basic Blue level in FY24**

Additionally, the advanced PSP Silver program saw increased utilisation of data analytics and machine learning tools, leading to new product developments, customer approvals, and significant cost structure improvements across various business lines.

Our expansion efforts, including the establishment of greenfield projects and expansions, incorporated upstream methods such as FMEA (Failure Mode and Effects Analysis) and project management tools. These measures aimed to reduce potential failures, mitigate risks, and facilitate near-vertical ramp-ups. In all our newer ventures, we prioritised quality assurance methods to ensure product and process excellence right from the outset.

Furthermore, our commitment to continuous improvement has been reinforced through renewed programmes and campaigns. Notably, we expanded the TIE groups (autonomous improvement groups led by workmen) to over 250 in our growing Chemicals businesses. This year more than 5,000 kaizens were implemented within the Chemicals division. This stand as a testament to the depth of improvement and the satisfaction of working at SRF.

**250**

**TIE groups for process improvements**

As we embrace digital transformation, our Total Quality Management (TQM) practices evolve to meet the evolving needs of SRF, incorporating online courses and data-driven decision-making processes.

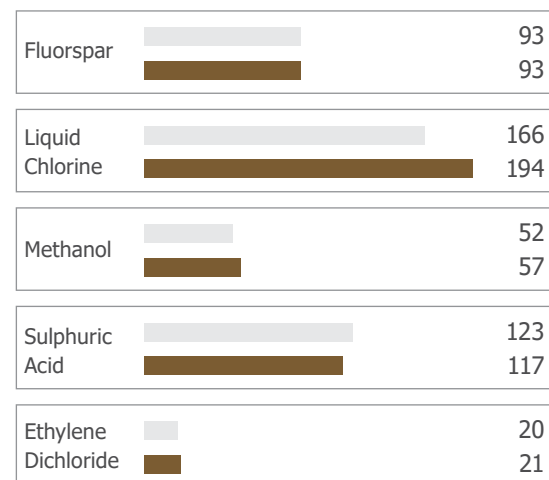
More than **5,000** kaizens implemented

### Raw Material Efficiency

At SRF, our endeavours are focussed on the efficient utilisation of resources, with a particular emphasis on the responsible procurement of raw materials. We are steadfast in our commitment to elevate the incorporation of recycled inputs within our production routines by continuously reengineering our products and spearheading innovation. This strategy not only mitigates our ecological footprint but also curtails the generation of waste at its origin, by advocating for the recycling and repurposing of materials used in our manufacturing processes.

### Chemicals Business

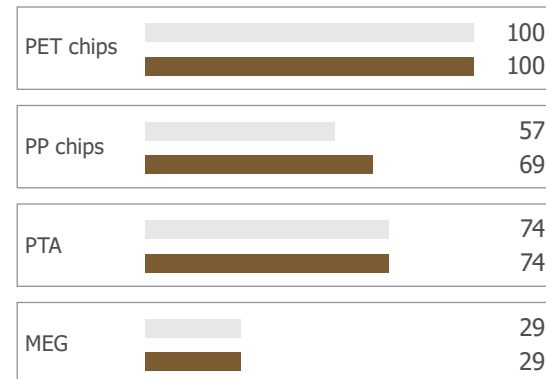
#### Major raw material used in Chemicals Business (in 000' MT)



■ FY 2022-23 ■ FY 2023-24

### Packaging Films Business

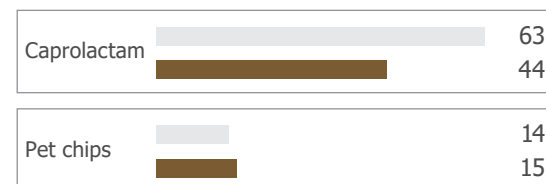
#### Major raw material used in Packaging Films Business (in 000' MT)



■ FY 2022-23 ■ FY 2023-24

### Technical Textiles Business

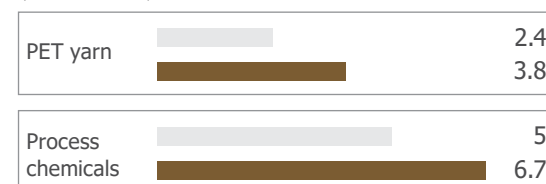
#### Major raw material used in Technical Textiles Business (in 000' MT)



■ FY 2022-23 ■ FY 2023-24

### Coated Fabrics


#### Major raw material used in Coated Fabrics (in 000' MT)



■ FY 2022-23 ■ FY 2023-24

### Laminated Fabrics

#### Major raw material used in Laminated Business (in 000' MT)



■ FY 2022-23 ■ FY 2023-24

#### Impact of manufactured capital on other capitals

- **Financial Capital:** Enhancing profitability and overall value creation for a company
- **Intellectual Capital:** Innovation to enhance productivity
- **Human Capital:** Trained manpower and safe working conditions
- **Natural Capital:** Effective utilisation of raw materials
- **Social & Relationship Capital:** Support to suppliers and dealers to enhance growth

# 1990



## Shri Ram Fibres renamed as SRF

Shri Ram Fibres diversified beyond technical textiles and entered the chemicals business to manufacture refrigerants. Consequently, Shri Ram Fibres was renamed SRF Limited to better represent its strong, independent, industry-leading businesses.

# Human Capital



SRF values its employees as its most precious asset and continuously strives to cultivate a healthy and inclusive workspace that fosters their growth and ambition. We firmly believe that embracing diversity and promoting inclusion are not just moral imperatives but critical drivers of our success that enrich our perspective and drive innovation. In line with our business objectives, our approach to human capital development, centres on nurturing fulfilling careers, cultivating strong leadership skills, and ensuring exceptional employee experience

## Material issues addressed

Occupational Health & Safety | Employment

### Inputs

**7,372**

Permanent Workforce

**156**

Female employees in management role

**2,06,710**

training hours of workforce

### Outputs

**22.8%**

increase in women in management role


**89%**

satisfaction on our employee engagement survey

### Employee Engagement

At SRF, we strive to create a workplace where every individual feels appreciated and empowered. We believe that people come first. We aim to provide an environment where one experiences fulfilment and joy through challenging roles. We proudly craft and implement forward-thinking, best-in-class, and employee-centric policies with our employees' comprehensive well-being as our focal point.

We foster a culture emphasising accountability, inclusivity, and creativity, ensuring our entire workforce is motivated to strive for personal and professional development. Our organisation has implemented numerous initiatives to engage employees and



Our company's commitment to our workforce extends beyond professional development; it encompasses a steadfast dedication to their health, safety, and overall well-being. We recognise that our workforce is our most valuable asset, and their welfare is paramount. Therefore, we have implemented comprehensive health and safety protocols that ensure a secure and supportive work environment where employees can thrive.

cultivate a productive work environment. Some of those initiatives are:

- Fostered meaningful connects with the families of our employees
- Introduced an array of engaging events including an Annual Family Day, employee picnics, and retreats, which cater to the varied interests of our team members, providing them with delightful breaks and a chance to unwind from their daily routine
- Honoured the commitment of our employees by presenting Long Service Awards

- Hosted Protsahan celebrations which reflect our deeply held value of appreciation for hard work
- Organised annual sports events that showcased the vibrant and energetic spirit of our employees throughout the Company
- Organised summer carnivals for our employees' children, that underscored our dedication to including families in our corporate community

S. No.	Total employees by category	FY23		FY24	
		Male	Female	Male	Female
1.	Senior Management	70	4	71	4
2.	Middle Management	200	19	214	21
3.	Junior Management	663	104	702	131
4.	Non-Management Staff	5,887	224	6,076	183
5.	Temporary/Contractual Workers	6,666	289	7,787	367
6.	Others*	102	27	0	0

\*In FY 2022-23, third party workers were reported under others category. However, this year, we have included those in contractual workers.

### Learning & Development

SRF Limited firmly believes that the growth and development of its employees are directly linked to the growth of the organisation. To facilitate comprehensive professional growth of our workforce, we extend a broad assortment of training avenues, varying from experiential on-site learning to more formal classroom-based education. Additionally, we arrange various other continuous learning programmes, training sessions designed to regularly improve their performance, productivity and enhance their skills and competencies. This strategy underlines our commitment towards our employees' development, ensuring that our team remains adept and up to date with the latest industry standards and practices.

S. No.	Total training hours for permanent and contractual employees	FY23		FY24	
		Male	Female	Male	Female
1	Senior Management	312	1	561	20
2	Middle Management	3,682	158	7,503	413
3	Junior Management	24,368	2,012	27,105	4,247
4	Non-Management Staff	1,27,007	1,852	1,51,809	3,119
5	Temporary/Contractual Workers	15,336	1,428	11,427	506

Cultivating future leaders is a critical component of today's leadership responsibilities. In line with this, we have instituted a comprehensive program designed to holistically nurture employees who display future potential, equipping them for future senior managerial positions. This structured program receives substantial financial investment and dedicated time from our leadership team, paired with bespoke training modules to foster their professional growth. Through this endeavour, we have successfully constructed a robust succession plan.

## 1995



### Packaging Films Business

Our journey in the Packaging Films Business started in 1995 when we acquired a BOPET film plant at Kashipur in India from M/s Flowmore. We have since then grown beyond the national boundaries and become one of the leading manufacturers of both BOPET as well as BOPP films globally.



### Diversity & Inclusion

SRF Limited is actively working towards fostering an empowering environment that embraces diversity, equity and inclusion. The organisation is committed to promoting a workplace that is free from any form of discrimination on gender identity, age, ethnicity, sexual orientation, disability, faith, marital status, etc. Harassment of all forms is strictly prohibited and handled through appropriate mechanisms. At our organisation, we take pride in cultivating not only a diverse workforce but also an environment where every individual feels they belong and can thrive. Through ongoing communication and sensitivity trainings focussed on gender diversity, we have dedicated ourselves to dismantling unconscious biases and promoting a culture of inclusion at all levels.

Our consciously adjusted hiring strategies aimed at increasing the representation of women in our workforce have led to increase in the percentage of women by 6%. This marks a stride towards gender parity and reflects our commitment to diversity.

We believe in creating an inclusive workplace that extends beyond hiring practices. It necessitates an ecosystem that supports the well-being of all employees. To this end, we have a strong Prevention

of Sexual Harassment (POSH) framework in place that ensures every employee operates in a safe and respectful environment. Robust Internal Committees (ICs), staffed by mature, unbiased, and knowledgeable members, now oversee our POSH policies, and are supplemented by educational programmes to raise awareness about harassment.

Our commitment to inclusivity is evident in our approach to ensuring accessibility for people with disabilities (PwD). Complete audits across all our facilities have been conducted to identify and rectify any obstacles to accessibility, thus fostering an environment where our diverse workforce can contribute to their full potential.

Moreover, recognising the unique challenges faced by expectant and new mothers, we have launched a specialised maternity counselling programme that provides vital prenatal and postnatal support to women within our organisation. This programme has also been extended to include the spouses of our male employees, underlining our dedication to the well-being of our employees' families as well.

### Skill Evaluation System

Our skill evaluation system serves as a cornerstone in our commitment to fostering the continuous development and improvement of our employees. Through this system, we employ a structured approach to assess and enhance the skill levels of our workforce, ensuring they remain equipped to meet the evolving demands of their roles and contribute effectively to our organisational objectives.

Our skill evaluation system pivots around three core assessment methods: Assignment, Observation, and Interview. Each assessment parameter is designed to capture different aspects of an employee's skills and competencies, with varying weights assigned to reflect their relative importance in the overall evaluation process.

Annually, we conduct comprehensive evaluations across a broad spectrum of technical parameters to gauge the proficiency of our employees. These parameters encompass a diverse range of areas, including Job-Specific Competencies, Environment, Health, and Safety, Chemicals and Energy Management, Emergency Response Plan, Skill-Specific Competencies, Logical Reasoning and Aptitude.



By conducting these comprehensive evaluations, we not only identify areas for improvement but also provide targeted development opportunities to support our employees in enhancing their skills and advancing their careers. Our skill evaluation system is not just an assessment but a catalyst for continuous learning, growth, and excellence within our organisation.

### Human Rights

At SRF, we maintain a strict policy of zero tolerance towards any form of discrimination or harassment. Our commitment entails upholding human rights, prohibiting any form of human rights abuses, and effectively resolving grievances from affected stakeholders.

Human Rights Policy covers the following aspects:

- Protection against forced and/or child labour
- Providing equal opportunity
- Commitment towards compliance and adherence to all applicable laws pertaining to human rights
- Protection against sexual harassment in the workplace
- Providing a healthy and safe work environment
- Encourage the formation of various committees that have representation from the workforce and make suggestions on measures to improve working conditions in the Company
- Committed to ensuring continuous upgradation of the skills and competence of employees
- Well-being of employees
- Reporting human rights violations



The Code of Conduct and the Whistle-blower policies are the pillars of the Human Rights policy in the organisation. SRF strictly adheres to the protection of human rights with its suppliers and contractors and does not employ individuals under the age of eighteen. The use of forced or compulsory labour is strictly prohibited across all units and discouraged with business associates and partners such as suppliers and contractors.

At SRF, we foster a positive and supportive workplace atmosphere, ensuring equal prospects for career advancement for all staff members. The organisation's leave guidelines incorporate specific options for both maternity and paternity leaves, available to every employee. Upon return from taking parental leave, individuals are granted equitable opportunities to continue their professional trajectory.

Detailed break-up of SRF's workforce is presented below:

Parameters	FY24	FY23
Number of employees entitled to parental leaves during the reporting period	7,402	7,171
Number of employees who took parental leaves during the reporting period	491	463
Number of employees who re-joined back after parental leave during the reporting period	478*	462

\*12 employees are continuing on parental leave and will re-join in FY 2024-25

### Performance and Career Development

Performance and career development evaluations are essential components of an organisation's strategic talent management. They enable structured dialogues between employees and their managers around performance, aspirations, proficiencies, developmental areas, and potential career advancement pathways. The process comprises establishing and monitoring key performance indicators, offering ongoing performance feedback, and executing comprehensive performance assessments at the end of a specified timeframe. We also allow our employees to discuss their career interests and ambitions, identify skills and competencies that need to be developed to advance in their careers, and set goals for their career growth. The ultimate objective

of this practice is to instil a culture that values relentless progress and fosters a commitment to lifelong learning.

### Rewards and Recognition

SRF Limited has established a merit-based Rewards and Recognition program designed to motivate and retain a proficient and varied team of employees. This program encompasses a wide range of acknowledgements, ranging from financial incentives to non-financial rewards, casual day-to-day expressions of appreciation to formal and structured forms of recognition. The purpose of rewarding performance is to build an organisational culture where good work done by team members is valued, efforts are recognised and awarded in a timely manner and rewards are commensurate with the efforts and achievements.

#### Formal Award

- Special Achievement Awards
- Significant Contribution Award
- Protsahan Awards

#### Informal/Day to Day Award


- Verbal and Written appreciation
- Team appreciation

#### Semi-formal & Non-monetary

- Happy Hours
- Work Anniversary
- Appreciation Cards
- Team Celebration

#### Monetary Award

- Significant Contribution Award
- Special Achievement Awards
- Long Service Award
- Spot Awards



### Online Rewards and Recognition

SRF Limited has named its Rewards & Recognition policy - PRAISE. This policy offers several modes of recognition, both formal and informal, that are available to our managers who are empowered to recognise. Some of these avenues include spot awards, special achievement awards, significant contribution awards, birthday vouchers, well done cards, thank you cards, and nice idea cards, along with the annual "Protsahan" awards. In addition, local HR regularly organises in-person and/or group recognition events to ensure that awardees receive public appreciation.

### Grievance Redressal

We foster a culture of transparency and open dialogue within our organisation, where all stakeholders, including employees, investors, shareholders, and value chain partners, are encouraged to share their feedback, suggestions, and concerns. A comprehensive grievance mechanism has been put in place to address and resolve issues promptly and efficiently; it encompasses personalised meetings, feedback surveys, and involvement in associations. Grievances may pertain to policy-related matters, working conditions, health and safety practices, employee misconduct (workers or management), etc. Our goal is to maintain a workplace that upholds accountability and pursues continuous improvement, ensuring that the perspectives of all connected parties are acknowledged and respected.

### Labour Relations

SRF Limited is committed towards ensuring positive labour relations based on principles of fairness, respect, and collaboration. By prioritising employee well-being and engagement, complying with labour regulations, and promoting employee development, we aim to create a conducive work environment where our workforce can thrive and contribute to the long-term success of the organisation. We adhere to all relevant labour laws and regulations in the regions where we operate. Our commitment to ethical labour practices extends beyond legal requirements to encompass internationally recognised standards, such as those outlined by the International Labour Organisation (ILO). We conduct regular assessments to ensure compliance and identify areas for improvement.

Furthermore, SRF has various committees that bring together management and non-management

representatives to facilitate clear and open channels of communication. These committees, which span employee associations, canteen management, as well as health and safety, make significant contributions to employee contentment and welfare. The management not only recognises but also endorses these groups, advocating continuous interaction and amicable resolution of issues.

### Occupational Health & Safety

We are unwavering in our commitment to providing a safe, healthy, and positive working atmosphere for our entire workforce. Our top priority is to create a workplace that is free from injuries and fatalities. One of the primary areas of focus for our operations is the implementation of comprehensive health and safety (H&S) system at all our manufacturing sites which adheres to ISO 45001 standards.

S. No.	Category	Unit	FY23	FY24
1	Lost Time Injuries (per million man-hours worked)	No.	0.16	0.19
2	First Aid Injuries (nos.)	No.	180	196
3	Million man-hours worked	No.	30.57	37.20





## Safety Training

In the dynamic environment of manufacturing plants, health and safety of workers is paramount. Recognising this, SRF has conducted comprehensive health and safety trainings to mitigate risks, promote a culture of safety, and uphold regulatory compliance. These trainings not only safeguard the well-being of employees but also contribute to operational efficiency and organisational reputation.

### Key components of Health & Safety trainings are:

- Hazard Identification and Risk Assessment
- Safe work practices
- Machinery and equipment safety
- Chemical handling and safety
- Emergency preparedness
- Health & Wellness

### Impact of the trainings on company's performance:

- **Reduced Accidents and Injuries:** Proper training has equipped employees with the knowledge and skills to identify and mitigate unsafe acts and unsafe conditions, leading to fewer workplace accidents and injuries.
- **Improved Productivity:** A safe work environment boosts employee morale and confidence, resulting in increased productivity and efficiency.
- **Regulatory Compliance:** Compliant with health and safety regulations, avoiding potential fines and legal liabilities.
- **Cost Savings:** Investing in preventive measures through training reduced costs associated with workplace injuries, compensation claims, and property damage.



### Impact of Human Capital on Other Capitals

- **Financial Capital:** Higher earnings per employee ratio on account of better employee productivity, cost optimisation
- **Intellectual Capital:** Retain the best talent to drive research and innovation at SRF
- **Natural Capital:** Training and sensitisation of the workforce to ensure the best utilisation of natural resources in SRF
- **Manufactured Capital:** Higher productivity, product, and process management
- **Social & Relationship Capital:** Ensuring robust relations with all stakeholders



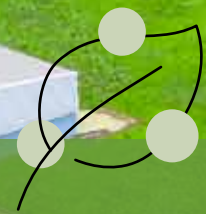
# 1995



## Acquired the Tyre Cord Division of CEAT Ltd.

SRF acquired the nylon tyre cord division of CEAT Ltd. Located at Malanpur, near Gwalior, the cost of the acquisition was ₹ 325 crore. Back in the day, it was the biggest acquisition in India Inc's history. With this acquisition, SRF also became the largest tyre cord company in India and the second largest globally and has since maintained its position.

# Natural Capital



Environment and Social Responsibility is one of our Aspirations for 2030. In line with our aspirations, SRF considers environmental stewardship a key responsibility and at the same time a driver of Company's growth. We are dedicated to minimising our environmental footprint by implementing sustainable practices across all facets of our operations.

## Material issues addressed

Energy Management | GHG Emission Reduction | Air Emissions | Water Conservation | Waste Management

### Inputs

**12,680 TJ**

of energy consumed

**48,69,028 KL**

of water consumed

### Outputs

**1,236 TJ**

of green energy

**16,41,263 KL**

of water recycled



Sustainability for us is a continuous journey rather than a final destination. We firmly believe in fostering a culture of excellence and sustainability across all our operations. Our commitment to quality, environmental responsibility, occupational health and safety, and energy management is encapsulated in our robust Integrated Management Systems (IMS). These systems, built upon internationally recognised standards such as ISO 9001:2015, ISO 14001:2015, ISO 45001:2018, and ISO 50001:2018, serve as the cornerstone of our operational framework.

## Energy Management

We are dedicated to optimising our energy consumption throughout our operations with a strong commitment to minimise our carbon footprint. We prioritise the implementation of robust energy management procedures and systems, and we actively adopt innovative solutions to reduce energy usage, improve operational efficiency, and increase the share of renewable energy in our energy mix.

Technical Textiles Business procured

**42,990 MWh**

of renewable energy through group captive power plants.

Chemical Business, Dahej: Increase in procurement of renewable energy from 2,375 MWh in FY 2022-23 to

**39,891 MWh**

in FY 2023-24.

**19.8%**

electricity from renewable sources

We are implementing efforts to expand our renewable power portfolio by implementing solar power generation projects and entering into power purchase agreements with third-party agencies.

Our business-wise total energy savings

**Chemicals**

**~6,469 MWh**

**Technical Textiles**

**~2,895 MWh**

In FY 2023-24, our renewable energy and biomass consumption accounts for

**1,236 TJ**

**Packaging Films**

**~1,557 MWh**

**Coated Fabrics**

**~1,322 MWh**

Refer principle 6, Essential indicators for more details.



**GHG Emissions**

Our GHG inventory consists of Scope I & Scope II emissions. Inventorisation has been done in line with the GHG Protocol Corporate Accounting and Reporting Standard. Through transparency, accountability, and continuous improvement, we are committed to playing our part in mitigating climate change and building a more sustainable future for all. We have implemented a number of energy efficiency measures across our operations to reduce our GHG footprint. We are also focussing on reducing our dependency on fossil fuels and increasing the share of renewable energy in our portfolio.

We are the first chemical company in India to obtain the ISO 14064-1:2006 certification for verification of our greenhouse gas emissions. In accordance with international norms, we have completely stopped the production of halons and phased out Chlorofluorocarbons (CFC) from our operations and are now investing in newer, more sustainable technologies.

**Air Emissions**

We track the air pollutants originating from our operations. We have systematically implemented monitoring mechanisms on essential utilities, including boilers and diesel generators to ensure that the release of these pollutants is not only under strict surveillance but is also consistently regulated to meet environmental safety standards. The comprehensive monitoring regime is testament to our initiative in keeping emission levels significantly below the stipulated thresholds, thereby minimising our ecological impact and contributing positively to community well-being.

**Water Management**

In our facilities, we are dedicated to consistently enhancing our water conservation efforts to minimise our freshwater consumption. We achieve this by incorporating a range of water-saving technologies and practices, such as the use of recycled and reused treated wastewater in our operations, and by adopting rainwater harvesting strategies. Furthermore, we have established seawater desalination plant in collaboration with local authorities for use in our plant at Dahej, Gujarat, which will further diminish our reliance on freshwater supplies. Our factories are equipped with advanced wastewater treatment systems that ensure our discharged water complies with the regulatory



standards set by the relevant Pollution Control Boards. The condition of the treated water discharged into the environment is regularly assessed by independent external agencies.

**Wastewater Recycling at Dahej Facility**

In line with our commitments on water conservation, this year we have commissioned 2,200 KLD reverse osmosis plant to recycle process wastewater. Additionally, we have

- Increased usage of recycled water (RO permeate) in cooling tower by 7% in FY24 compared to FY23
- Installed 30 KLD STP based on membrane bioreactor technology (MBR) for treatment and recycling of domestic wastewater

**2,200 KLD**

reverse osmosis plant was installed in Dahej facility

**Waste Management**

We have waste management procedures in place which takes into account all the waste being generated and its responsible management on site. We actively monitor, minimise, reuse, and recycle the waste generated from our operations. We adhere to local laws and regulations when disposing of both hazardous and non-hazardous waste originating from our manufacturing sites.

**Few initiatives taken by the SRF to minimise the waste:**

- **Reduce** - Reduce the thickness of the polyester film from the existing 12 microns to 8 microns i.e. by 33%, without compromising on product quality and thereby reducing the use of virgin material at source
- **Reuse** - The finished products are packed in wooden pallets. At PFB, we collaborate with customers to bring the wooden pallets back to our factories and reuse them. This is a green initiative which helps reduce the use of wood and at the same time saves associated costs
- **Recycle** - Use post-consumer recycled (PCR) material, which is typically generated from PET bottles and converted into films. We have committed infrastructural investment for this purpose

**Impact of Natural Capital on other capitals**

- **Financial Capital:** Lowering environment impact due to focussed environmental positive project
- **Intellectual Capital:** Innovation to achieve our ESG aspiration
- **Human Capital:** Awareness on environment and sustainably amongst workforce
- **Manufactured Capital:** Increase production of sustainable products
- **Social & Relationship Capital:** Implement environmental initiatives and ensure water security

**2000**



**Technical Textiles Business, Gummidiipoondi Plant**

SRF acquired the facility with its purchase of DuPont subsidiary DuPont Fibres Ltd (DFL) in September 2000 and renamed it Tyre Cord Fabric Ltd.

**Biodiversity Management**

As a socially conscious organisation, we understand the significance of preserving biodiversity in the vicinity of our business units, and we are steadfast in our commitment to achieving this goal. Through various initiatives, including partnerships with local schools as part of our CSR programmes, we actively contribute to biodiversity conservation efforts. Moreover, we emphasise the importance of fostering awareness about biodiversity conservation among all stakeholders.

We collaborate with local communities, schools, and NGOs to promote environmental education and consciousness. Additionally, we encourage our employees to engage in activities aimed at conserving biodiversity, such as tree plantation drives and awareness campaigns. By fostering a culture of environmental stewardship, we aim to make a meaningful impact on biodiversity preservation.



# Social and Relationship Capital



At SRF, we recognise the importance of companies having a purpose beyond mere profits – one that becomes an integral part of the organisation's essence. In line with this philosophy, SRF Foundation, previously known as the Society for Education and Welfare Development, was established in 1982 as the Corporate Social Responsibility (CSR) arm of SRF Limited

## Material issues addressed

Community Relations and Engagement

Employment

Water Conservation

### Inputs

₹ **31.5 cr.**

spent on community development projects

**Regular engagement with suppliers**

### Outputs

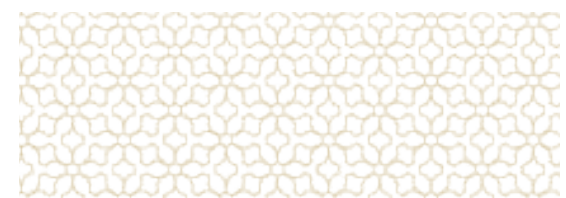
**4.6 lakh+**

beneficiaries

**71.8%**

input material sourced sustainably

We are deeply invested in the holistic advancement of the communities where we have established our presence. Our sense of identity is interwoven with these communities, and we recognise that our success is intrinsically linked to their prosperity. This understanding shapes the foundation of our approach to Corporate Social Responsibility (CSR). Our CSR endeavours are carefully attuned to the urgent needs of the nation, addressing key areas such as Public Health and Sanitation, Education, Employment, Conservation of Environment, Promotion of Art and Culture and Access to Clean Water, among others.



## CSR Thrust Areas

1. Education
2. Vocational Skills Program
3. Environmental Sustainability
4. Promotion of Healthcare
5. Promotion of Art and Culture

## Education

In the pursuit of providing quality education and in line with SDG 4, the education program of SRF is dedicated to fostering comprehensive development of children and youth, equipping them with the tools necessary to build a brighter future.

Our initiatives, includes the Model School Initiative, Anganwadi Development Program, and the Digital Transformation Programs (Smart TV and Smart Bus) with a focus on wholistic transformation of rural schools.

Within our education program, we have implemented four key interventions:


■ **Physical:**  
Enhancing infrastructure and facilities in schools and anganwadis.

■ **Digital:**  
Integrating state-of-the-art technology for improved learning experiences.

■ **Academic:**  
Ensuring quality education through innovative teaching methods.

■ **Leadership:**  
Empowering students with leadership skills.

**Currently, we oversee 52,496 students in 173 schools and 309 anganwadis, catering to the needs and development of 13,094 children. By prioritising holistic growth and educational empowerment, we strive to create a lasting impact on the lives of young individuals, paving the way for a more promising future for generations to come.**



## Anganwadi Development Programs

The Anganwadi Development Program, initiated by SRF, aimed to enhance early childhood education in Anganwadi Centres. The project aligned with the National Education Policy 2020, focussing on holistic child development and quality education

### Objectives

1. **Experience-Based Learning:** The program promoted hands-on learning experiences for children aged 3 to 6 years.
2. **Centre of Excellence:** Transforming Anganwadi Centres into centres of excellence by improving infrastructure and teaching methodologies.
3. **Capacity Building:** Providing training and skill development for Anganwadi workers.
4. **Joyful Learning:** Creating engaging and joyful learning environments within Anganwadi Centres.

### Implementation

- **Manuals and Workbooks:** Developed manuals for Anganwadi workers and workbooks for children, emphasising experiential learning.
- **Infrastructure Improvements:** Physical spaces were transformed into aspirational learning centres.
- **Comprehensive Training:** Anganwadi workers received training to enhance their teaching skills.

### Impact

- **Increased Enrolments:** The program led to higher enrolment rates in Anganwadi Centres.
- **Reduced Dropout Rates:** Children remained engaged, resulting in reduced dropout rates.
- **Holistic Development:** Children benefited from improved physical, language, social, emotional, and cognitive development.
- **Innovative Teaching:** Innovative teaching methodologies enhanced the overall learning experience.

The Anganwadi Development Program exemplifies SRF's commitment to nurturing young minds and aligning with national education goals. By transforming Anganwadi Centres, the program positively impacted early childhood education and well-being.

### Vocational Skills Program

Our **vocational skill program** is meticulously designed to empower individuals, particularly **school dropouts and unemployed youths**. By equipping them with valuable skills, we aim to create a sustainable source of income. This initiative aligns with **SDG goal number 8**, which focusses on **decent work and economic growth**.

- **Our Basic Employability Training Program (BETP)** supports participants to acquire essential skills that enhance their employability. The program covers areas such as communication, teamwork, and problem-solving
- **Spoken English Program** equips individuals with language skills necessary for professional success
- **Basic Computer Training Program** helps Participants learn essential computer skills, including basic software usage and internet navigation

Our success lies in **collaborations with corporate partners** such as **Schneider Electrics, Amway, Microsoft India, Shell Pahal, and Capgemini**. Together, we offer a diverse range of programmes, including:

- **Nari Shakti:** Empowering women through skill development
- **Digital Skills for ITIs and Polytechnics:** Bridging the digital divide
- **Digital Literacy Mission:** Promoting digital literacy across communities

By providing individuals with the necessary skills and training, we not only help them secure a source of income but also **empower them to take control of their own futures**. Through these strategic partnerships and impactful programmes, we make a positive difference in the lives of those who might otherwise have been left behind in the competitive job market.

### Environmental Sustainability

The **Aravalli region** stands as one of India's most **degraded and vulnerable ecosystems**. It grapples with challenges such as **low rainfall, harsh climate, sandy soils, and limited groundwater recharge**, all of which hinder economic development in the area. We are committed to **Natural Resource Management (NRM)** since **2005**, aligns our efforts with **SDG goal number 13 (climate action)**. The focus lies in **enhancing livelihoods, conserving the environment, and improving socio-economic conditions** in **35 villages within the Tijara Block of Alwar district, Rajasthan**.

In collaboration with **SPACE (Society for Promotion and Conservation of Environment)**, SRF embarked on a project involving the construction of **204 earthen pots to harvest rainwater and recharge groundwater in Bhiwadi, Rajasthan**. This, along with other initiatives helped us in recharging groundwater by 7.6 lakh KL during the year.

Additionally, in **FY24, 305 fodder plants** were strategically planted in unused areas in **Gualda village** and on **Dhakpuri village**. These plantations were established in regions with accessible water sources, garnering active participation from local farmers dedicated to safeguarding the newly planted vegetation, ultimately benefiting **8,100 families**.

Furthermore, SRF joined forces with the **Global Vikas Trust (GVT)** in **Dhar, Madhya Pradesh** to **bolster farmers' income**. This collaboration resulted in the planting of a substantial **3,80,000** saplings. These efforts directly impacted **122 farmer families** and indirectly benefited **150-200 farmer families**. This initiative represents a significant stride toward agricultural advancement and economic empowerment within the region.

### SRF's Agricultural Transformation Initiative under Global Vikas Trust

#### Objective

To enhance the income and livelihoods of farmers engaged in traditional crop cultivation by promoting modern farming practices, crop diversification, and adoption of horticulture, ultimately leading to sustainable agricultural development.

#### Intervention

- A. Crop Diversification and Cropping Pattern Change:** SRF suggested and supported the adoption of remunerative crops and horticulture, thereby diversifying traditional cropping patterns to include high-value produce.
- B. Sourcing High-Quality Saplings:** The initiative ensured the procurement and distribution of high-quality saplings, particularly focussing on banana and papaya, to improve the quality of produce and yield.
- C. Farmers' Knowledge Enhancement:** Comprehensive training sessions were conducted covering farming processes and techniques from pre-plantation to post-harvest stages, aimed at incorporating better practices and increasing yield.
- D. Ecosystem Creation and Support:** SRF established a support ecosystem for farmers, including training, technological assistance, a dedicated call centre, and round-the-clock support by trained agriculturists.
- E. Market Facilitation:** The initiative facilitated the direct sale of produce by connecting farmers with buyers, ensuring they received the best prices for their products.

#### Impact:

**Cropping Pattern Change:** Farmers transitioned from traditional to modern farming practices, leading to increased productivity and profitability.

**Adoption of Tissue Culture Plants:** Cultivation of tissue culture plants replaced traditional sucker plantation, resulting in improved crop quality and uniform growth.

**Skill Development:** Farmers' skills were enhanced through timely and adequate training, empowering them to implement modern farming techniques effectively.

**Cluster Plantation:** Plantation in clusters facilitated market access and improved market competitiveness for farmers.

**Financial Impact:** Financial impact case studies will be provided upon completion of the harvest, showcasing the tangible benefits accrued to participating farmers.

#### Outcome:

3,80,300 high-quality plants distributed across 224 acres, benefiting 103 marginal farmers.

### Promotion of Health Care

SRF has undertaken health care initiatives aimed at providing **high-quality medical facilities** to people from **weaker sections of society** who reside **in remote and challenging areas**. These individuals often face challenges in accessing the healthcare services due to geographical isolation.

We have implemented two key initiatives to promote health care facilities:

#### Primary Health Centre in Nalchha Block, Dhar District, Madhya Pradesh:

- Focuses on implementing medical facilities that adhere to the **Kalyakalp standard**, emphasising cleanliness, sanitation, and infection control

#### Swasthya Sewa Van (Mobile Health Van):

- Operating in **15 villages of Vagra Block at Dahej, Gujarat**, this mobile health van provides essential services
- Offers **free, accessible, and quality health care** to vulnerable groups in and around Dahej



### Enhancing Healthcare Accessibility in Nalchha

Pre project scenario - Upon conducting a comprehensive survey and physical visits to four Primary Health Centres (PHCs) and Community Health Centres (CHCs) in Nalchha, it was observed that PHC Nalchha experienced significantly higher patient footfall compared to other centres. This scenario highlighted the need for improving healthcare accessibility in Nalchha.

The project began with a baseline assessment using KAYAKALP and NQAS checklists to form an actionable plan. It involved mentoring visits, periodic assessments, infrastructure upgrades, and procurement of medical equipment. Collaboration with local government and community stakeholders facilitated project implementation.

#### Initiative

The initiative aimed to upgrade existing facilities, enhance processes, and build staff capacity through training programmes, exposure visits, and technical support. It also focussed on strengthening community outreach programmes to raise awareness about preventive healthcare, routine immunisation, and maternal and child healthcare.

#### Impact

Reached a population of 57,092 and covered 51 villages under PHC benefiting 24,490 individuals with health services. PHC Nalchha received the state-level Kayakalp Award for its improved healthcare services, marking a notable achievement in healthcare accessibility and quality.

### Mobile Health Dispensary (SRF Swasthya Seva)

#### Objective:

Mobile Health Dispensary initiative, known as SRF Swasthya Seva's aim is to address the challenge of limited access to basic healthcare services for the local community in the Dahej area of Bharuch district. The initiative aimed to provide easy access to doctor consultations and medicines at the doorstep of residents in 15 project villages, overcoming the barriers posed by distance and lack of amenities.

and eye care were organised regularly to address specific health needs of the community. Swasthya Seva also conducted awareness sessions on basic health practices and hygiene within the community to promote preventive healthcare.

The initiative is an ongoing programme, providing regular services to the 15 project villages twice a month.

#### Intervention:

To address the healthcare challenges, SRF has implemented a mobile medical van equipped with a MBBS certified doctor and a nurse. The team provided consultations and distributed free medicines to patients at their doorstep. For cases requiring specialised care, referrals were made to government hospitals in Bharuch. Additionally, medical camps on various specialties such as orthopaedics, general medicine, gynaecology,

#### Outcome:

During the financial year 2023-24, a total of 4,946 patients benefited from the regular OPD services, receiving free medicines and medical advice. This initiative has had a significant impact on the community, covering approximately one-third of the population in the 15 villages. The initiative has not only addressed immediate healthcare needs but has also empowered the community with knowledge on basic health practices and hygiene.





**Promotion of Art and Culture**

**SRF**, in collaboration with **SPIC MACAY**, has launched the **SRF Virasat initiative** to promote **Indian classical music, dance, and culture**. Through this initiative, children are provided with the opportunity to collaborate with singers and showcase their talents in front of audiences, thereby nurturing their social and interpersonal skills. By supporting art and culture in this manner, the SRF Foundation plays a crucial role in preserving and promoting our rich cultural traditions for the enjoyment of future generations.

**Music in the Park**

Music in the Park initiative served as a quintessential example of the celebration and promotion of Indian classical music. Supported by SRF and Foundation, in collaboration with Spic Macay, the events featured legendary artists like Pt Nityanand Haldipur, Ustad Shahid Parvez, Shri Omkar Dadarkar, Pt Bickram Ghosh, and Dr N Rajam, alongside emerging talents. With over 5,000 attendees, the concerts not only mesmerised the audience but also sparked a demand for more such cultural gatherings. Backed by 150 dedicated volunteers and propelled by social and print media publicity, the initiative not only promoted India's rich musical heritage but also underscored the significance of continued support for similar endeavours, leaving an indelible mark on the cultural landscape of the region.

**Customer Relationship**

At SRF Limited, our commitment to building long-term value extends beyond financial metrics. Our holistic approach to customer relationship involves understanding their needs, delivering quality products, and fostering transparent communication. By consistently meeting customer expectations, we aim to create enduring partnerships that contribute to our shared success.



We actively seek customer feedback to enhance our products and services. Through regular satisfaction surveys, we identify areas for improvement and take corrective measures to ensure exceptional customer service. Our sustained efforts in enhancing customer satisfaction underscore our dedication to responsible business practices and stakeholder well-being.

**2004**



**Packaging Films Business, SEZ, Indore Site**

To meet the growing demand for packaging films globally, a new manufacturing plant was set up in Indore in 2004. Currently, the Indore (SEZ) plant has an output capacity of 1,58,200 Tonnes per annum and houses a state-of-the-art R&D centre.



### Product Labelling

To ensure transparency in information dissemination, SRF diligently ensures that all pertinent details regarding the product are clearly stated on the labels. This encompasses usage instructions, product grade, dimensions, gross weight, and any relevant regulatory mandates. Furthermore, supplementary information like material factsheets, safety guidelines, adherence to Zero ODS standards, handling instructions, hazard classifications (for hazardous materials), or any additional details requested by the customer are also provided on the labels. Our Chemicals business goes beyond mere compliance with state and national laws; it adheres to all applicable international standards and regulations such as the Globally Harmonised System (GHS), Classification, Labelling and Packaging (CLP) notification, International Maritime Dangerous Goods (IMDG) Code, among others.

### Sustainable Product Offerings

We firmly believe that sustainability is integral to building a successful business, one that offers products that are not only sustainable but also affordable and accessible to all. At SRF, we are dedicated to the development of sustainable products, achieved through investments in design thinking, disruptive innovation, and the deployment of new technologies.

Our track record in the fluorochemical space illustrates our commitment to sustainability, transitioning from CFCs to HCFCs and then to HFCs, enabling customers to adopt lower GWP potential refrigerant gas products.

**We are the only Indian manufacturer of ozone-friendly refrigerants such as F134a and F32.** The technology to produce refrigerants F 134a and F 32 has been developed by SRF in-house. SRF is one amongst the very few fully backward-integrated players in this space. This not only allows us greater control on product quality but also makes us a very competitive producer.

With integrated facilities and robust R&D capabilities, we are confident in our ability to meet future challenges and fulfil customer requirements. In the specialty chemicals sector, our R&D team continues to lead the way, successfully launching new generation products and expanding our expertise beyond fluorine chemistry. We excel in managing complex custom synthesis and other contract development and manufacturing operations, maintaining our leadership position in certain chemistries. To sustain this position, we've made substantial investments in people, equipment, and capital, fostering an environment of agile process development and rapid project implementation. Despite a challenging business environment, our Packaging Films and Technical Textiles businesses have demonstrated remarkable resilience. This year, they focussed on optimising cost structures and introduced innovative products and solutions to customers.

### Responsible Supply Chain

At SRF, we appreciate the invaluable contributions made by our partners to the growth and sustenance of our business. We recognise that the sustainability of our products and operations rely on the ethical and environmentally conscious practices of our suppliers. Therefore, we are dedicated to fostering strong relationships with our suppliers which is based on mutual respect, transparency, and collaboration. We maintain regular communication with our suppliers to uphold integrity, responsibility, and compliance standards.

To foster sustainable practices throughout our value chain, we organise training and awareness sessions for suppliers and buyers covering requirements of the Code and Human Rights Policy, sustainability expectations from suppliers.

In certain segments, we have signed long-term contracts with vendors for critical raw materials. These contracts feature formula-driven price discovery agreements and automated indenting to ensure continuous supply.

### Impact of Social & Relationship Capital on Other Capitals


- **Intellectual Capital:** Drive knowledge creation, innovation, and organisational learning
- **Human Capital:** Talent attraction and retention leading to skilled workforce
- **Manufactured Capital:** Robust supply of raw materials
- **Natural Capital:** Promote environmental stewardship and sustainable practices
- **Financial Capital:** Cost savings, enhanced brand value, and sustainable supply chain

## 2007



### SRF Foundation

Society for Education and Welfare Development was renamed as SRF Foundation to better align with SRF Limited. SRF Foundation is dedicated to the transformation of education in the country.



# Business Responsibility & Sustainability Report

## SECTION A: GENERAL DISCLOSURES

### I. Details of the listed entity

1. Corporate Identity Number (CIN) of the Listed Entity	L18101DL1970PLC005197
2. Name of the Listed Entity	SRF Limited
3. Year of incorporation	1970
4. Registered office address	The Galleria, DLF Mayur Vihar, Unit No. 236 & 237, Second Floor, Mayur Place, Noida Link Road, Mayur Vihar Phase I Extn, Delhi - 110 091
5. Corporate address	Block - C, Sector - 45, Gurugram, Haryana, India - 122 003
6. E-mail	cs@srf.com
7. Telephone	91-124-4354400
8. Website	www.srf.com
9. Financial year for which reporting is being done	1 April 2023 to 31 March 2024
10. Name of the Stock Exchange(s) where shares are listed	1. BSE Limited 2. The National Stock Exchange of India Limited
11. Paid-up Capital	INR 296.42 Crore
12. Name and contact details (telephone, email address) of the person who may be contacted in case of any queries on the BRSR report	Rajat Lakhanpal Sr. Vice President (Corporate Compliance) & Company Secretary Email - rlakhanpal@srf.com Contact - 0124-4354589
13. Reporting boundary - Are the disclosures under this report made on a standalone basis (i.e. only for the entity) or on a consolidated basis (i.e. for the entity and all the entities which form a part of its consolidated financial statements, taken together).	Disclosures under this report are made on standalone basis for SRF Limited
14. Name of assurance provider	BDO India LLP
15. Type of assurance obtained	Reasonable Assurance for BRSR Core parameters

### II. Products and services

#### 16. Details of business activities (accounting for 90% of the turnover):

S. No.	Description of Main Activity	Description of Business Activity	% of Turnover of the entity
1.	Chemical Business	Chemicals Business consists of two segments, namely Specialty Chemicals and Fluorochemicals located in Dahej, Gujarat and Bhiwadi, Rajasthan.	57.82
2.	Packaging Films Business	Packaging Films Business (PFB) consists of Polyester Films. PFB manufacturing locations are based in Indore (3) in Madhya Pradesh and Kashipur in Uttarakhand.	20.37
3.	Technical Textiles Business	Technical Textiles Business (TTB) consists of manufacturing of Tyre Cord Fabrics, Belting Fabrics and Industrial Yarn. TTB has manufacturing locations in Manali, Gummidipoondi and Viralimalai in Tamil Nadu and Malanpur in Madhya Pradesh	17.49
4.	Laminated Fabric Business	Manufactures PVC laminated polyester fabrics. Located at Kashipur in Uttarakhand	1.80
5.	Coated Fabric Business	Manufactures yarn, weaving, coating, printing and lacquering. Located at Gummidipoondi in Tamil Nadu.	2.51

**17. Products/Services sold by the entity (accounting for 90% of the entity's Turnover):**

S. No.	Product/Service	NIC Code	% of total Turnover contributed*
1.	Specialty Chemicals	2029	34.70
2.	Fluorochemicals, Refrigerant Gases and allied products	2011	19.62
3.	Packaging Films	2220	20.34
4.	Nylon Tyre Cord Fabric / Polyester Tyre Cord Fabric / Belting Fabric	1399	15.64
5.	Industrial Chemicals	2011	3.25
6.	Laminated Fabric, Coated Fabric and other ancilliary activities	1399	4.36
7.	Synthetic Filament Yarn including Industrial Yarn/ Twine	2220	1.96

**III. Operations**

**18. Number of locations where plants and/or operations/offices of the entity are situated:**

Location	Number of plants	Number of offices	Total
National	10	7	17
International	0	0	0

**19. Markets served by the entity:**

**a. Number of locations**

Locations	Value (in numbers)
National (No. of States)	28 States and 8 Union Territories
International (No. of Countries)	87

**b. What is the contribution of exports as a percentage of the total turnover of the entity?**

The contribution of exports as a percentage of total turnover of SRF Limited on standalone basis is 45.14%.

**c. A brief on types of customers:**

The Company's customers base consists of organizations under automotive, pharmaceuticals, air conditioning and refrigeration, manufacturing, chemicals, food & agro, renewable energy, lifestyle & decor, agrochemicals, mining and FMCG.

**IV. Employees**

**20. Details as at the end of Financial Year**

**a. Employees and workers (including differently abled):**

S. No.	Particulars	Total (A)	Male		Female	
			No. (B)	% (B / A)	No. (C)	% (C / A)
<b>Employees</b>						
1.	Permanent (D)	3,580	3,295	92	285	8
2.	Other than Permanent (E)	30	30	100	-	0
3.	Total Employees (D+E)	3,610	3,325	92	285	8
<b>Workers</b>						
4.	Permanent (F)	3,792	3,738	99	54	1
5.	Other than Permanent (G)	8,154	7,787	95	367	5
6.	Total workers (F+G)	11,946	11,525	96	421	4

**b. Differently abled Employees and workers**

S. No.	Particulars	Total (A)	Male		Female	
			No. (B)	% (B / A)	No. (C)	% (C / A)
<b>DIFFERENTLY ABLED EMPLOYEES</b>						
1.	Permanent (D)	5	4	80	1	20
2.	Other than Permanent (E)	0	0	0	0	0
3.	Total Employees (D+E)	5	4	80	1	20
<b>DIFFERENTLY ABLED WORKERS</b>						
4.	Permanent (F)	13	13	100	0	0
5.	Other than Permanent (G)	2	2	100	0	0
6.	Total workers (F+G)	15	15	100	0	0

**21. Participation/Inclusion/Representation of women**

Particulars	Total (A)	No. and percentage of Females	
		No. (B)	% (B / A)
Board of Directors	10	1	10
Key Management Personnel	8	0	0

**22. Turnover rate for permanent employees and workers**

Particulars	(Turnover rate in %) FY 2023-24			(Turnover rate in %) FY 2022-23			(Turnover rate in %) FY 2021-22		
	Male	Female	Total	Male	Female	Total	Male	Female	Total
	Permanent Employees	10	16	10	13	18	13	10	18
Permanent Workers	7	2	7	7	10	7	5	21	5

**V. Holding, Subsidiary and Associate Companies (including joint ventures)**

**23. (a) Names of holding / subsidiary / associate companies / joint ventures**

S. No.	Name of the holding / subsidiary/ associate companies/ joint ventures (A)	Indicate whether holding/ Subsidiary/ Associate/ Joint Venture	% of shares held by listed entity	Does the entity indicated at column A, participate in the Business Responsibility initiatives of the listed entity? (Yes/No)
1	KAMA Holdings Limited	Holding	50.21	No
2	SRF Holiday Home Limited	Subsidiary	100	No
3	SRF Global BV	Subsidiary	100	No
4	SRF Industries (Thailand) Limited	Subsidiary	100	No
5	SRF Industex Belting (Pty) Limited	Subsidiary	100	No
6	SRF Flexipak (South Africa) (Pty) Limited	Subsidiary	100	No
7	SRF Europe Kft	Subsidiary	100	No
8	SRF Employees Welfare Trust (Controlled Trust) *	Subsidiary	100	No
9	SRF Altech Limited	Subsidiary	100	No
10	Malanpur Captive Power Ltd.	Associate	22.60	No
11	Vaayu Renewable Energy (Tapti) Private Limited	Associate	26.32	No
12	SRF Middle East LLC	Subsidiary	100	No

\* as per the requirements of INDAS

## VI. CSR details

24. (i) Whether CSR is applicable as per section 135 of Companies Act, 2013: Yes

(ii) Turnover (in ₹) 10,786.67 Crore

(iii) Net worth (in ₹) 10,255.35 Crore

## VII. Transparency and Disclosures Compliances

### 25. Complaints/Grievances on any of the principles (Principles 1 to 9) under the National Guidelines on Responsible Business Conduct:

Stakeholder group from whom complaint is received	Grievance Redressal Mechanism in Place (Yes/No) (If Yes, then provide web-link for grievance redress policy)	FY 2023-24			FY 2022-23		
		No. of complaints filed during the year	No. of complaints pending resolution at close of the year	Remarks	No. of complaints filed during the year	No. of complaints pending resolution at close of the year	Remarks
Communities	Yes	0	0	None	0	0	None
Investors	Yes	0	0	None	0	0	None
Shareholders	Yes	316	0	None	304	0	None
Employees and workers	Yes	2	0	None	3	0	None
Customers	Yes	520	5	None	440	56	None
Value Chain Partners	Yes	0	0	None	0	0	None

### 26. Overview of the entity's material responsible business conduct issues

Please indicate material responsible business conduct and sustainability issues pertaining to environmental and social matters that present a risk or an opportunity to your business, rationale for identifying the same, approach to adapt or mitigate the risk along-with its financial implications, as per the following format

S. No.	Material issue identified	Indicate whether risk or opportunity (R/O)	Rationale for identifying the risk / opportunity	Incase of risk, approach to adapt or mitigate	Financial implications of the risk or opportunity (Indicate positive or negative implications)
1	Energy Management	Opportunity	Implementing energy efficiency initiatives at our manufacturing sites and offices contributes in our efforts to decrease the Company's greenhouse gas emissions.	-	Positive
2	GHG emission reduction	Opportunity	Implement initiatives to reduce greenhouse gas emissions by utilizing renewable fuel sources, increasing the share of renewable power in electricity mix, and adopting energy-efficient measures.	-	Positive

S. No.	Material issue identified	Indicate whether risk or opportunity (R/O)	Rationale for identifying the risk / opportunity	Incase of risk, approach to adapt or mitigate	Financial implications of the risk or opportunity (Indicate positive or negative implications)
3	Air emissions	Risk	Exceeding the designated limits set by the State Pollution Control Board (SPCB) may result in fines and penalties.	Ensure monitoring of all sources of air pollutants in Company's manufacturing locations. Undertake measures to reduce SOx, NOx and PM emissions	Negative
4	Water conservation	Opportunity	The practice of reuse, recycling, and rainwater harvesting decreases water withdrawals, thus reducing dependence on fresh water resources.	-	Positive
5	Waste Management	Risk	Ineffective waste management practices could potentially endanger the environment.	Our waste management strategy focuses on efficient management of waste based on 3R principle – Reduce, Reuse and Recycle and promotes circular economy	Negative
6	Key material procurement and management	Risk	Failure to adhere to ESG practices and EHS compliance by suppliers could result in disruptions to the supply chain.	Increase awareness among raw material suppliers to implement ESG practices.	Negative
7	Employment	Opportunity	Providing an inclusive and safe workplace and contribute to well-being of workforce	-	Positive
8	Occupational Health and Safety	Risk	Occupational health & safety risks due to the nature of operations of the Company	Our company maintains its commitment to implementing strong and efficient occupational health and safety management systems to minimize industrial accidents.	Negative
9	Community relations and engagement	Opportunity	CSR initiatives contribute to the empowerment of communities by providing them healthcare, education, vocational training and, generating employment opportunities that would foster the development of both individuals and the region.	-	Positive
10	Corporate Governance Practices	Opportunity	Code of Conduct of the Company enshrines the principles by which the Company and its employees are guided.	-	Positive

S. No.	Material issue identified	Indicate whether risk or opportunity (R/O)	Rationale for identifying the risk / opportunity	Incase of risk, approach to adapt or mitigate	Financial implications of the risk or opportunity (Indicate positive or negative implications)
11	Total Quality Management (TQM)	Opportunity	Implementation of TQM ensures meeting evolving customer aspirations and shifting market dynamics by bringing systemic changes to maximise operational efficiency		Positive
12	Innovation & Research and Development	Opportunity	Improve resource efficiency and - continuously develop new products for the market.		Positive

## SECTION B: MANAGEMENT AND PROCESS DISCLOSURES

This section is aimed at helping businesses demonstrate the structures, policies and processes put in place towards adopting the NGRBC Principles and Core Elements.

Disclosure Questions	P1	P2	P3	P4	P5	P6	P7	P8	P9
<b>Policy and management processes</b>									
1. a. Whether your entity's policy/policies cover each principle and its core elements of the NGRBCs. (Yes/No)	Yes	Yes	Yes	Yes	Yes	Yes	Yes	Yes	Yes
b. Has the policy been approved by the Board? (Yes/No)	Yes	Yes	Yes	Yes	Yes	Yes	Yes	Yes	Yes
c. Web Link of the Policies, if available	<a href="https://www.srf.com/investors/corporate-governance/">https://www.srf.com/investors/corporate-governance/</a>								
2. Whether the entity has translated the policy into procedures. (Yes / No)	Yes	Yes	Yes	Yes	Yes	Yes	Yes	Yes	Yes
3. Do the enlisted policies extend to your value chain partners? (Yes/No)	No	No	No	No	No	No	No	No	No
4. Name of the national and international codes/certifications/labels/ standards (e.g. Forest Stewardship Council, Fairtrade, Rainforest Alliance, Trusts) standards (e.g. SA 8000, OHSAS, ISO, BIS) adopted by your entity and mapped to each principle.	Our plants are certified with ISO 14001, ISO 50001 and OHSAS 18001								
5. Specific commitments, goals and targets set by the entity with defined timelines, if any.	Our values – Respect, Integrity, Non-discrimination, Excellence & Wellbeing– ensure our commitment towards sustainability across our plants and offices. In line with our identified material topics, we have taken the following targets and commitments <ul style="list-style-type: none"> <li>30% electricity sourced from RE by 2030</li> <li>Improvement in water credit to debit ratio</li> <li>Moving towards an Injury Free Workplace</li> <li>Enhanced women participation across organization</li> </ul>								
6. Performance of the entity against the specific commitments, goals and targets along-with reasons in case the same are not met.	We have set up an internal mechanism to regularly track our targets and commitments as mentioned in (5). Yearly performance of identified targets and commitments are updated as part of our ESG disclosures. Refer ESG section for more details								

Disclosure Questions	P1	P2	P3	P4	P5	P6	P7	P8	P9
<b>Governance, leadership and oversight</b>									
7. Statement by director responsible for the business responsibility report, highlighting ESG related challenges, targets and achievements (listed entity has flexibility regarding the placement of this disclosure):	We recognize that our ESG journey is a continuous endeavour, and we are committed to consistently improving our own benchmarks. With diligent efforts and proactive initiatives, we are working towards achieving our targets and commitments. Our ESG performance underscores our commitment to effecting positive change while strengthening the resilience and sustainability of our business.								
8. Details of the highest authority responsible for implementation and oversight of the Business Responsibility policy (ies).	We are guided by the Board of Directors comprising of industry experts having diverse and rich experiences which enable and facilitate effective decision-making and execution of sustainable and long-term strategies. The Board reviews key ESG imperatives and ensure ESG performance is aligned to our aspirations								
9. Does the entity have a specified Committee of the Board/ Director responsible for decision making on sustainability related issues? (Yes / No). If yes, provide details.	The Board members periodically monitor the financial, environmental, and social performance of the Company while addressing key risks and opportunities. The Company also has a Risk Management Committee which reviews entity wide risks including ESG risks.								

10 Details of Review of NGRBCs by the Company:

Subject for Review	Indicate whether review was undertaken by Director / Committee of the Board/ Any other Committee									Frequency (Annually (A) / Half yearly (H)/ Quarterly(Q) / Any other – please specify)								
	P1	P2	P3	P4	P5	P6	P7	P8	P9	P1	P2	P3	P4	P5	P6	P7	P8	P9
Performance against above policies and follow up action	Yes	Yes	Yes	Yes	Yes	Yes	Yes	Yes	Yes	A	A	A	A	A	A	A	A	A
Compliance with statutory requirements of relevance to the principles, and, rectification of any non-compliances	Yes	Yes	Yes	Yes	Yes	Yes	Yes	Yes	Yes	As and when required								
11. Has the entity carried out independent assessment/ evaluation of the working of its policies by an external agency? (Yes/No). If yes, provide name of the agency.	<b>P1</b>	<b>P2</b>	<b>P3</b>	<b>P4</b>	<b>P5</b>	<b>P6</b>	<b>P7</b>	<b>P8</b>	<b>P9</b>	No external assessment was conducted, However, the Company conducts periodic review of the policies internally.								

12. If answer to question (1) above is "No" i.e. not all Principles are covered by a policy, reasons to be stated

Questions	P1	P2	P3	P4	P5	P6	P7	P8	P9
The entity does not consider the Principles material to its business (Yes/No)									
The entity is not at a stage where it is in a position to formulate and implement the policies on specified principles (Yes/No)									
The entity does not have the financial or/ human and technical resources available for the task (Yes/No)									
It is planned to be done in the next financial year (Yes/No)									
Any other reason (please specify)									

### SECTION C: PRINCIPLE WISE PERFORMANCE DISCLOSURE

This section is aimed at helping entities demonstrate their performance in integrating the Principles and Core Elements with key processes and decisions. The information sought is categorized as "Essential" and "Leadership". While the essential indicators are expected to be disclosed by every entity that is mandated to file this report, the leadership indicators may be voluntarily disclosed by entities which aspire to progress to a higher level in their quest to be socially, environmentally and ethically responsible.

#### PRINCIPLE 1 Businesses should conduct and govern themselves with integrity, and in a manner that is Ethical, Transparent and Accountable.

##### Essential indicators

##### 1. Percentage coverage by training and awareness programmes on any of the principles during the financial year:

Segment	Total number of training and awareness programmes held	Topics /principles covered under the training and its impact	%age of persons in respective category covered by the awareness programmes
Board of Directors	4	Familiarization of business environment and related risks, Changes in regulatory framework, ESG and sustainability practices, Health & Safety, Values of SRF	100%
Key Managerial Personnel	6	Familiarization of business environment and related risks, Changes in regulatory framework, ESG and sustainability practices, Health & Safety, Values of SRF, Code of Conduct	100%
Employees other than BoD and KMPs	4,217	Various trainings pertaining to health, safety, behavioural, skill upgradation, management, process improvements, ergonomics, operations etc.	87%
Workers	2,361	Various trainings pertaining to health, safety, behavioural, skill upgradation, management, ergonomics, operations etc.	77%

#### 2. Details of fines / penalties / punishment/ award/ compounding fees/ settlement amount paid in proceedings (by the entity or by directors / KMPs) with regulators/ law enforcement agencies/ judicial institutions, in the financial year, in the following format (Note: the entity shall make disclosures on the basis of materiality as specified in Regulation 30 of SEBI (Listing Obligations and Disclosure Obligations) Regulations, 2015 and as disclosed on the entity's website):

	NGRBC Principle	Name of the regulatory/ enforcement agencies/ judicial institutions	Monetary		Brief of the Case	Has an appeal been preferred? (Yes/No)
			Amount (In INR)			
Penalty/ Fine	Principle 1 - Businesses should conduct and govern themselves with integrity, and in a manner that is Ethical, Transparent and Accountable.	State Tax Officer, Manali Assessment Circle	₹ 15.73 Crores		State Tax Officer has passed orders dated 10 January 2024 in respect of 2005-06 Supplies aggregating to ₹ 46.62 Crores claimed by the Company under concessional/exempt supplies were alleged to be chargeable to sales tax at the maximum rate of 20%. Penalty of ₹ 15.73 Crores has been levied in connection with the above allegation. The Authority alleged that maximum rate and penalty was being levied on the turnover on account of non-submission of documents before the Authority to substantiate levy of sales tax at lower rate/exemption of a part of turnover from sales tax. However, the Company has submitted the requisite documents and paid additional Tax amounting to ₹1,81,187 and accordingly the matter was disposed off by the authorities.	No
Penalty/ Fine	Principle 1 - Businesses should conduct and govern themselves with integrity, and in a manner that is Ethical, Transparent and Accountable.	State Tax Officer, Manali Assessment Circle	₹ 9.64 Crores		State Tax Officer has passed order for 2006-07 in respect of Supplies aggregating to ₹ 28.56 Crores claimed by the Company under concessional/ exempt supplies are alleged to be chargeable to sales tax at the maximum rate of 20%. Penalty of ₹ 9.64 Crores has been levied in connection with the above allegation. The above Orders are appealable, and the Company is in the process of making appeal against these orders before the appellate authorities. The Authority has alleged that maximum rate and penalty is being levied on the turnover on account of non-submission of documents before the Authority to substantiate levy of sales tax at lower rate/exemption of a part of turnover from sales tax. However, the Company has submitted the requisite documents and paid additional Tax amounting to ₹ 1,52,188 and accordingly the matter was disposed off by the authorities.	No

Monetary					
NGRBC Principle	Name of the regulatory/ enforcement agencies/ judicial institutions	Amount (In INR)	Brief of the Case	Has an appeal been preferred? (Yes/No)	
Penalty/ Fine	Principle 1 - Businesses should conduct and govern themselves with integrity, and in a manner that is Ethical, Transparent and Accountable.	Chief Judicial Magistrate, District Dhar, Madhya Pradesh	₹ 0.028 Crore	Hon. Chief Judicial Magistrate, District Dhar, Madhya Pradesh has passed an order imposing penalty, on Mr. Pramod Gopaldas Guajarati, Whole Time Director (Safety & Environment) and Occupier of SRF Ltd. under the provisions of the Factories Act, 1948, aggregating to ₹ 0.028 crore.	No
Penalty/ Fine	Principle 1 - Businesses should conduct and govern themselves with integrity, and in a manner that is Ethical, Transparent and Accountable.	Office of Assistant Commissioner CGST & Cex, Division II, Gwalior	₹ 0.36 Crore	Order for imposing penalty for demand of Cenvat Credit amounting ₹ 36,85,987/- (Rupees Thirty Six Eighty Five Thousand Nine Hundred and Eighty Seven Only) as per Rule 15 of Cenvat Credit Rules, 2004 read with Section 11AC of Central Excise Act, 1944 with respect to the period between April, 2008 till September, 2011.	Yes
Penalty/ Fine	Principle 1 - Businesses should conduct and govern themselves with integrity, and in a manner that is Ethical, Transparent and Accountable.	Commissioner of Customs, Ahmedabad	₹ 0.025 Crore	Commissioner of Customs cancelled certain RODTEP scrips issued and imposed a penalty of ₹ 0.025 Crore on the Company. The Company is challenging the said order before appropriate Forum. RODTEP scrip generated due to inadvertent ticking of the wrong column in the ICEGATE portal of the Customs Authority.	No
Penalty/ Fine	Principle 1 - Businesses should conduct and govern themselves with integrity, and in a manner that is Ethical, Transparent and Accountable.	Inspector, Legal Metrology, Rajamahendravaram I, EG Distt. (AP)	₹ 0.0025 Crores	Department of Legal Metrology issued notice for alleged non-compliance of declaration to be made on refrigerant gas cylinders under Section 18 of the Legal Metrology Act, 2009. The Company had opted for compounding under Section 48 of the Legal Metrology Act, 2009. A compounding fee of ₹ 25,000 each has been imposed on the Company and the nominated Director. The matter stands closed.	No
Penalty/ Fine	Principle 1 - Businesses should conduct and govern themselves with integrity, and in a manner that is Ethical, Transparent and Accountable.	Office of Additional Commissioner GST, Bhiwadi Zone, Rajasthan	₹ 4 Crores	Search of the factory premises of the Company in Bhiwadi, Rajasthan was conducted by the GST Department on 14th August, 2023.	Yes
Settlement			NIL		
Compounding fee			NIL		

Non-Monetary			
NGRBC Principle	Name of the regulatory/ enforcement agencies/ judicial institutions	Brief of the Case	Has an appeal been preferred? (Yes/No)
		Imprisonment	NIL
		Punishment	NIL

**3. Of the instances disclosed in Question 2 above, details of the Appeal/ Revision preferred in cases where monetary or non-monetary action has been appealed.**

Case Details	Name of the regulatory/ enforcement agencies/ judicial institutions
Order for imposing penalty for demand of Cenvat Credit amounting ₹ 36,85,987/- (Rupees Thirty Six Lacs Eighty Five Thousand Nine Hundred and Eighty Seven Only) as per Rule 15 of Cenvat Credit Rules, 2004 read with Section 11AC of Central Excise Act, 1944 with respect to the period between April, 2008 till September, 2011	Appeal filed before The Commissioner (Appeals), CGST and Excise, Bhopal on 12.01.2024 with mandatory appeal Pre-deposit of ₹ 2.76 lakh
Search of the factory premises of the Company in Bhiwadi, Rajasthan was conducted by the GST Department on 14th August, 2023. The concerned officials had perused certain documents and asked for certain additional documents pertaining to claim of GST credit. These will be provided in due course	Writ petition filed before Rajasthan High Court on 20.02.2024. Recovery/coercive action has been stayed till next hearing vide order dt 06.03.2024. Till date total payment made under protest is ₹ 5.50 Cr (Tax ₹ 4 Cr + Interest ₹ 1.50 Cr)

**4. Does the entity have an anti-corruption or anti-bribery policy? If yes, provide details in brief and if available, provide a web-link to the policy.**

We strictly abide by our Code of Conduct and have a well implemented Whistle-blower Policy, demonstrating our dedication to ethical behaviour, anti-corruption, and upholding the highest standards of integrity. We have implemented a vigil mechanism enabling directors and employees to report any concerns related to unethical behaviour, fraud, or violations of the organization's code of conduct. These policies can be accessed at <https://www.srf.com/about-overview/working-at-srf/>.

**5. Number of Directors/KMPs/employees/workers against whom disciplinary action was taken by any law enforcement agency for the charges of bribery/ corruption:**

	FY 2023-24	FY 2022-23
Directors	0	0
KMPs	0	0
Employees	0	0
Workers	0	0



**6. Details of complaints with regard to conflict of interest:**

	FY 2023-24		FY 2022-23	
	Number	Remarks	Number	Remarks
Number of complaints received in relation to issues of Conflict of Interest of the Directors	0	Nil	0	Nil
Number of complaints received in relation to issues of Conflict of Interest of the KMPs	0	Nil	0	Nil

**7. Provide details of any corrective action taken or underway on issues related to fines / penalties / action taken by regulators/ law enforcement agencies/ judicial institutions, on cases of corruption and conflicts of interest.**

No fines/penalties were imposed by regulators/ law enforcement agencies/ judicial institutions, on account of bribery/corruption and conflict of interest.

**8. Number of days of accounts payables (Accounts payable \*365) / Cost of goods/services procured) in the following format:**

	FY 2023-24	FY 2022-23
Number of days of accounts payables	111.24	108.60

Note: BRSR Core Indicator.

**9. Open-ness of business**

Provide details of concentration of purchases and sales with trading houses, dealers, and related parties along-with loans and advances & investments, with related parties, in the following format:

Parameter	Metrics	FY 2023-24	FY 2022-23
Concentration of Purchases	a. Purchases from trading houses as % of total purchases	31.84%	35.21%
	b. Number of trading houses where purchases are made from	2184	2369
	c. Purchases from top 10 trading houses as % of total purchases from trading houses	44.31%	45.14%
Concentration of Sales	a. Sales to dealers / distributors as % of total sales	27.32%	30.12%
	b. Number of dealers / distributors to whom sales are made	689	662
	c. Sales to top 10 dealers / distributors as % of total sales to dealers / distributors	35.80%	35.70%
Share of RPTs in	a. Purchases (Purchases with related parties / Total Purchases)	0.08%	0.42%
	b. Sales (Sales related parties / Total Sales)	0.93%	1.04%
	c. Loans & advances (Loans & advances given to related parties /Total loans & advances)	83.35%	89.84%
	d. Investments (Investments in related parties / Total Investments made)	49.13%	15.21%

Note: BRSR Core Indicator.

**PRINCIPLE 2: Businesses should provide goods and services in a manner that is sustainable and safe**

**Essential Indicators**

**1. Percentage of R&D and capital expenditure (capex) investments in specific technologies to improve the environmental and social impacts of product and processes to total R&D and capex investments made by the entity, respectively.**

	FY 2023-24	FY 2022-23	Details of improvements in environmental and social impacts
R&D	-	-	While the Company has taken multiple initiatives and makes significant investments in development of sustainable and green technologies, however we have not measured the impact specifically
Capex	13.98%	3.45%	Capex includes projects under renewable energy installations, emissions reduction, mitigating environmental impacts, enhancing health and safety of our workforce, and building requisite community infrastructure

**2. a. Does the entity have procedures in place for sustainable sourcing? (Yes/No)**

SRF is committed towards sustainably sourcing its raw materials. Our internal systems and processes promote procurement of goods from suppliers having good ESG practices. Additionally, we constantly work towards maintaining sustainable relationships with our supply chain partners by building trust, ensuring fair treatment, and transparency in all procurement-related decisions.

SRF also undertakes the 'Supplier Quality System' assessment wherever possible by evaluating them on various parameters like resource management, compliance with environmental requirements & certifications, storage etc. Our aim is to work closely with our suppliers on a continuous basis to enhance their capabilities, creating a win-win situation for both.

**b. If yes, what percentage of inputs were sourced sustainably?**

71.88% (including procurement of capital goods and excluding fuel and services)

**3. Describe the processes in place to safely reclaim your products for reusing, recycling and disposing at the end of life, for (a) Plastics (including packaging) (b) E-waste (c) Hazardous waste and (d) other waste.**

We have established our capability to recycle non-usable metallised film by unique demetallisation process. This process has resulted in reduced input of virgin raw material.

**4. Whether Extended Producer Responsibility (EPR) is applicable to the entity's activities (Yes / No). If yes, whether the waste collection plan is in line with the Extended Producer Responsibility (EPR) plan submitted to Pollution Control Boards? If not, provide steps taken to address the same.**

EPR is applicable to our activities. We are in the process of securing necessary registration wherever applicable and setting up process and system for robust compliance with Plastic Waste Management Rules.

**PRINCIPLE 3: Businesses should respect and promote the well-being of all employees, including those in their value chains**
**Essential Indicators**
**1. a. Details of measures for the well-being of employees:**

Category	% of employees covered by										
	Total (A)	Health insurance		Accident insurance		Maternity benefits		Paternity Benefits		Day Care facilities	
		Number (B)	% (B / A)	Number (C)	% (C / A)	Number (D)	% (D / A)	Number (E)	% (E / A)	Number (F)	% (F / A)
Permanent employees											
Male	3,295	3,295	100	3,295	100	-	-	3,295	100	2,958	90
Female	285	285	100	285	100	285	100	-	-	271	95
Total	3,580	3,580	100	3,580	100	285	8	3,295	92	3,229	90
Other than Permanent employees											
Male	30	30	100	30	100	-	-	30	100	30	100
Female	-	-	-	-	-	-	-	-	-	-	-
Total	30	30	100	30	100	-	-	30	100	30	100

**b. Details of measures for the well-being of workers**

Category	% of workers covered by										
	Total (A)	Health insurance		Accident insurance		Maternity benefits		Paternity Benefits		Day Care facilities	
		Number (B)	% (B / A)	Number (C)	% (C / A)	Number (D)	% (D / A)	Number (E)	% (E / A)	Number (F)	% (F / A)
Permanent workers											
Male	3,738	3,738	100	3,738	100	-	-	3,738	100	3,186	85
Female	54	54	100	54	100	54	100	-	-	40	74
Total	3,792	3,792	100	3,792	100	54	1.4	3,738	98.6	3,226	85
Other than Permanent workers											
Male	7,787	7,787	100	7,787	100	-	-	0	0	6,924	89
Female	367	367	100	367	100	367	100	-	-	312	85
Total	8,154	8,154	100	8,154	100	367	4.5	0	0	7,236	89

**c. Spending on measures towards well-being of employees and workers (including permanent and other than permanent) in the following format**

	FY 2023-24	FY 2022-23
Cost incurred on well-being measures as a % of total revenue of the company	0.34	Not measured

Note: BRSR Core Indicator.

**2. Details of retirement benefits, for Current FY and Previous Financial Year**

Benefits	FY 2023-24			FY 2022-23		
	No. of employees covered as a % of total employees	No. of workers covered as a % of total workers	Deducted and deposited with the authority (Y/N/N.A.)	No. of employees covered as a % of total employees	No. of workers covered as a % of total workers	Deducted and deposited with the authority (Y/N/N.A.)
PF	100	100	Y	100	91	Y
Gratuity	99	100	N.A.	100	91	N.A.
ESI	1	3	Y	2	6	Y

**3. Accessibility of workplaces**

Are the premises / offices of the entity accessible to differently abled employees and workers, as per the requirements of the Rights of Persons with Disabilities Act, 2016? If not, whether any steps are being taken by the entity in this regard.

We believe in creating a work environment where everyone feels valued, respected, and empowered to reach their full potential. This includes ensuring a safe and inclusive space for all. Our facilities are equipped with elevators, ramps with suitable inclines, accessible restrooms, and a well-designed seating layout to ensure effortless movement and comfortable seating for people with disabilities.

Our commitment to inclusivity is evident in our approach to ensuring accessibility for people with disabilities (PWD). Complete audits across all our facilities have been conducted to identify and rectify any obstacles to accessibility, thus fostering an environment where all our employees can contribute to their full potential.

**4. Does the entity have an equal opportunity policy as per the Rights of Persons with Disabilities Act, 2016? If so, provide a web-link to the policy.**

We have a well-defined Human Rights policy and a Code of Conduct in place that embodies the principle of equal opportunity for all. We guarantee equal employment and developmental opportunities without discriminating on factors such as religion, caste, language, region, gender (male, female, or transgender), age, sex, sexual orientation, physical abilities, etc. For further information, please refer the section on Human Rights and view our Human Rights policy on. <https://www.srf.com/wp-content/uploads/2022/01/SRF-Human-Rights-Policy.pdf>.

**5. Return to work and Retention rates of permanent employees and workers that took parental leave.**

Gender	Permanent employees		Permanent workers	
	Return to work rate	Retention rate	Return to work rate	Retention rate
Male	100%	84%	100%	91%
Female	91%	60%	100%	100%
<b>Total</b>	<b>100%</b>	<b>83%</b>	<b>100%</b>	<b>91%</b>

**6. Is there a mechanism available to receive and redress grievances for the following categories of employees and worker? If yes, give details of the mechanism in brief.**

	Yes/No (If Yes, then give details of the mechanism in brief)
Permanent Workers	Yes, SRF has established Grievance Redressal Mechanisms for all employees and workers. Our People Redbook Systems at various locations serves as platforms for employees to express their grievances. They can submit complaints and suggestions anonymously through designated boxes in offices and plants. The grievance procedures ensure a fair and confidential resolution process.
Other than Permanent Workers	
Permanent Employees	
Other than Permanent Employees	

**7. Membership of employees and worker in association(s) or Unions recognised by the listed entity:**

	FY 2023-24			FY 2022-23		
	Total employees / workers in respective category (A)	No. of employees / workers in respective category, who are part of association (s) or Union (B)	% (B/A)	Total employees / workers in respective category (C)	No. of employees / workers in respective category, who are part of association(s) or Union (D)	% (D/C)
Total Permanent Employees	3,580	0	0	3,276	85	3
Male	3,295	0	0	3,049	81	3
Female	285	0	0	227	4	2
Total Permanent Workers	3,792	1,163	31	3,895	986	25
Male	3,738	1,115	30	3,771	957	25
Female	54	48	89	124	29	23

**8. Details of training given to employees and workers:**

Category	FY 2023-24					FY 2022-23				
	Total (A)	On Health and safety measures		On Skill upgradation		Total (D)	On Health and safety measures		On Skill upgradation	
		No. (B)	% (B / A)	No. (C)	% (C / A)		No. (E)	% (E / D)	No. (F)	% (F / D)
Employees										
Male	3,325	2,053	62	2,909	87	3,049	1,925	63	2,228	73
Female	285	107	38	196	69	227	98	43	136	60
Total	3,610	2,160	60	3,105	86	3,276	2,023	62	2,364	72
Workers										
Male	3,738	2,217	59	2,269	61	3,771	2,284	61	2,403	64
Female	54	39	72	27	50	124	111	90	105	85
Total	3,792	2,256	59	2,296	61	3,895	2,395	61	2,508	64

**9. Details of performance and career development reviews of employees and workers:**

Category	FY 2023-24			FY 2022-23		
	Total (A)	No. (B)	% (B / A)	Total (C)	No. (D)	% (D / C)
Employees						
Male	3,325	3,317	100	3,049	3,049	100
Female	285	285	100	227	227	100
Total	3,610	3,602	100	3,276	3,276	100
Workers						
Male	3,738	3,738	100	3,771	3,771	100
Female	54	54	100	124	124	100
Total	3,792	3,792	100	3,895	3,895	100

**10. Health and safety management system:**

**a) Whether an occupational health and safety management system has been implemented by the entity? (Yes/ No). If yes, the coverage such system?**

We acknowledge safety and health as integral part of our operations. Our Health & Safety Policy guarantees a secure and healthy workplace for everyone. In accordance with the policy, we have implemented comprehensive safety management systems in all our plants. This includes

- Undertaking periodic safety assessments by designated inhouse safety officer for identifying hazards, and implementing tangible interventions to enhance workplace
- Providing awareness campaigns and training of workforce on safe operations, chemical safety, ergonomics etc

We have an Occupational Health Centre (OHC) in our plants which caters to any type of injury sustained by a worker or an employee. The OHC is managed round the clock by qualified doctors and trained paramedic staff.

**b) What are the processes used to identify work-related hazards and assess risks on a routine and non-routine basis by the entity?**

We conduct Hazard Identification and Risk Assessment (HIRA) as well as Hazard and Operability (HAZOP) studies to identify hazards related to workplace. Based on outcomes of HIRA and HAZOP, the safety department across our facilities update their operational control procedures and management programs to address risks associated with these hazards.

Annual audits and inspections are conducted to identify risks, address areas of concern, and minimize the occurrence of workplace accidents. Third-party auditors assess our plants and offices to verify the health, safety, and working conditions of our workplace. For further details, please refer to the section on Occupational Health & Safety.

**c) Whether you have processes for workers to report the work-related hazards and to remove themselves from such risks. (Y/N)**

We have a systematic method in place for reporting any work-related hazards identified within our facilities. Workers undergo regular training and awareness sessions to help them recognize work-related hazards.

Furthermore, all individuals are encouraged to report work-related hazards through our portal and to the designated Plant EHS (SPOC) to facilitate prompt corrective action.

**d) Do the employees/ worker of the entity have access to non-occupational medical and healthcare services? (Yes/ No)**

Our Occupational Health Centers are managed by qualified doctors, trained paramedic staff. In addition to response to occupational injuries, they also cater to non-occupational medical and healthcare advice in general.

**11. Details of safety related incidents, in the following format:**

Safety Incident/Number	Category*	FY 2023-24	FY 2022-23
Lost Time Injury Frequency Rate (LTIFR) (per one million-person hours worked)	Employees	0.18	0
	Workers	0.19	0.19
Total recordable work-related injuries	Employees	1	0
	Workers	6	5
Number of fatalities	Employees	0	1
	Workers	0	1
High consequence work-related injury or ill-health (excluding fatalities)	Employees	0	0
	Workers	0	0

\*Including in the contract workforce  
Note: BRSR Core Indicator.

**12. Describe the measures taken by the entity to ensure a safe and healthy workplace.**

SRF is dedicated to maintaining its workplace free from injuries. The Company endeavours to attain zero injuries, fatalities, incidents, or accidents in all its plants and manufacturing units. Emergency response plans, safety procedures, and processes have been implemented throughout the organization to guarantee a healthy and safe workplace.

Moreover, EHS committees have been established across plants to foster a culture of safety throughout the organization. SRF has implemented systems to monitor and address any safety related issue such as unsafe acts, unsafe practices, near miss etc. This helps in ensuring proactive identification and avoidance of safety incidents.

**13. Number of Complaints on the following made by employees and workers:**

	FY 2023-24			FY 2022-23		
	Filed during the year	Pending resolution at the end of year	Remarks	Filed during the year	Pending resolution at the end of year	Remarks
Working Conditions	0	0	None	0	0	None
Health & Safety	0	0	None	0	0	None

**14. Assessments for the year:**

	% of your plants and offices that were assessed (by entity or statutory authorities or third parties)
Health and safety practices	100
Working Conditions	

**15. Provide details of any corrective action taken or underway to address safety-related incidents (if any) and on significant risks / concerns arising from assessments of health & safety practices and working conditions.**

None

**PRINCIPLE 4: Businesses should respect the interests of and be responsive to all its stakeholders**  
**Essential Indicators**

**1. Describe the processes for identifying key stakeholder groups of the entity.**

We take a proactive approach to engage with our stakeholders (both internal and external) to understand their perspectives, receive feedback and address any issues that are important to them. Through the Stakeholder Engagement and Materiality Assessment (SEMA) process, we identify our stakeholders namely employees, suppliers, dealers, customers, shareholders / investors, communities surrounding the operations and government / regulatory authorities and give utmost importance to healthy relationship and continuous engagement with them.

**2. List stakeholder groups identified as key for your entity and the frequency of engagement with each stakeholder group.**

Stakeholder Group	Whether identified as Vulnerable & Marginalized Group (Yes/No)	Channels of communication (Email, SMS, Newspaper, Pamphlets, Advertisement, Community Meetings, Notice Board, Website), Other	Frequency of engagement (Annually/ Half yearly/ Quarterly/ others please specify)	Purpose and scope of engagement including key topics and concerns raised during such Engagement
Regulatory Bodies	No	<ul style="list-style-type: none"> <li>Adherence to reporting requirements</li> <li>Industry representation on key matters</li> </ul>	As per requirement	<ul style="list-style-type: none"> <li>Regulatory compliance</li> <li>Operational efficiency</li> <li>Development of communities</li> <li>Management of environmental impact</li> <li>Occupational Health and Safety</li> <li>Emergency Preparedness</li> <li>Air and GHG emissions</li> <li>Biodiversity and resource conservation</li> <li>Waste management</li> </ul>
Shareholders	No	<ul style="list-style-type: none"> <li>Company website</li> <li>Quarterly publication of results followed by earning call</li> <li>Periodic Analysts' briefing and individual discussions between fund managers and the management team</li> <li>Communication with shareholders to provide service</li> </ul>	As per requirement	<ul style="list-style-type: none"> <li>Financial Performance</li> <li>Business Risk Management</li> <li>Foray into new markets</li> <li>Optimising operational costs</li> <li>Corporate governance</li> <li>Ethics and value</li> <li>Energy efficiency</li> <li>Renewable energy</li> <li>Delivery of timely service</li> </ul>
Suppliers	No	<ul style="list-style-type: none"> <li>Supplier evaluation programme</li> <li>Periodic meetings Visits to supplier's facilities</li> </ul>	As per requirement	<ul style="list-style-type: none"> <li>Pricing, quality and safety of raw materials</li> <li>Issues related with human rights</li> <li>Local employment</li> <li>Materials</li> </ul>

Stakeholder Group	Whether identified as Vulnerable & Marginalized Group (Yes/No)	Channels of communication (Email, SMS, Newspaper, Pamphlets, Advertisement, Community Meetings, Notice Board, Website), Other	Frequency of engagement (Annually/ Half yearly/ Quarterly/ others please specify)	Purpose and scope of engagement including key topics and concerns raised during such Engagement
Customers	No	<ul style="list-style-type: none"> <li>Customer visits / audit and meetings</li> <li>Customer recognition/ awards programmes</li> <li>Customer satisfaction surveys</li> <li>Joint development &amp; product reengineering</li> </ul>	As per requirement	<ul style="list-style-type: none"> <li>Product innovation and lifecycle efficiency</li> <li>Service quality</li> <li>Resolution of Customer Complaints</li> <li>Quality and Safety of Products</li> <li>Pricing of Products</li> <li>Branding</li> </ul>
Employees	No	<ul style="list-style-type: none"> <li>IT enablement &amp; digitisation</li> <li>Structured and focussed training programmes</li> <li>Employee oriented work policies</li> <li>Adequate grievance mechanism for reporting and redressal</li> <li>Fair and transparent performance management systems and 360-degree feedback process</li> <li>Periodic open house meetings with senior leadership teams</li> <li>Regular employee engagement and feedback surveys</li> </ul>	As per requirement	<ul style="list-style-type: none"> <li>Career growth prospects</li> <li>Learning and development programs</li> <li>Trainings</li> <li>Rewards and Recognition</li> <li>Occupational Health and Safety</li> <li>Work environment and policies</li> <li>Grievance redressal mechanism</li> <li>Ethics and transparency</li> <li>TQM</li> <li>Emergency preparedness</li> <li>Labour conditions</li> </ul>
Local communities	No	<ul style="list-style-type: none"> <li>Social impact assessment</li> <li>Joint development and partnership with local agencies, network partners for servicing wider set of local communities</li> <li>Local Infrastructure development, structured learning by digital classrooms training, providing scholarships, and other necessary support</li> </ul>	As per requirement	<ul style="list-style-type: none"> <li>Social concerns in the region</li> <li>Minimising negative environmental impact</li> <li>Local employment</li> </ul>
Bankers	No	<ul style="list-style-type: none"> <li>In-person meetings</li> <li>Digital interface</li> <li>Email</li> </ul>	As per requirement	<ul style="list-style-type: none"> <li>Transactional banking – deposits, withdrawals, transfers</li> <li>Loans and credit lines</li> <li>Investments and related advisory services</li> <li>Forex management</li> <li>New banking products</li> </ul>

## PRINCIPLE 5: Businesses should respect and promote human rights

### Essential Indicators

#### 1. Employees and workers who have been provided training on human rights issues and policy (ies) of the entity, in the following format:

Category	FY 2023-24			FY 2022-23		
	Total (A)	No. of employees / workers covered (B)	% (B/A)	Total (C)	No. of employees / workers covered (B)	%(D/C)
<b>Employees</b>						
Permanent	3,580	2,467	69	3,276	2,552	78
Other than permanent	30	5	17	-	-	-
<b>Total Employees</b>	<b>3,610</b>	<b>2,472</b>	<b>68</b>	<b>3,276</b>	<b>2,552</b>	<b>78</b>
<b>Workers</b>						
Permanent	3,792	1,301	34	3,895	3,045	78
Other than permanent	8,154	2,824	35	7,084	4,785	68
<b>Total Workers</b>	<b>11,946</b>	<b>4,125</b>	<b>35</b>	<b>10,979</b>	<b>7,830</b>	<b>71</b>

#### 2. Details of minimum wages paid to employees and workers, in the following format:

Category	FY 2023-24					FY 2022-23				
	Total (A)	Equal to Minimum Wage		More than Minimum Wage		Total (D)	Equal to Minimum Wage		More than Minimum Wage	
		No. (B)	% (B / A)	No. (C)	% (C / A)		No. (E)	% (E / D)	No. (F)	% (F / D)
<b>Employees</b>										
<b>Permanent</b>										
Male	3,295	0	0	3,295	100	3,049	0	0	3,049	100
Female	285	0	0	285	100	227	0	0	227	100
<b>Other than Permanent</b>										
Male	30	0	0	30	100	0	-	-	-	-
Female	-	-	-	-	-	-	-	-	-	-
<b>Workers</b>										
<b>Permanent</b>										
Male	3,738	0	0	3,738	100	3,771	0	0	3,771	100
Female	54	0	0	54	100	124	0	0	124	100
<b>Other than Permanent</b>										
Male	7,787	619	8	7,168	92	6,768	1,356	20	5,412	80
Female	367	199	54	168	46	316	181	57	135	43

### 3. Details of remuneration/salary/wages

#### a. Median remuneration/wages:

	Male		Female	
	Number	Number Median remuneration/ salary / wages of respective category (in INR)	Number	Number Median remuneration/ salary/ wages of respective category (in INR)
Board of Directors (BoD)	9	21,80,000	1	21,00,000
Key Managerial Personnel	8	8,98,03,165	0	-
Employees other than BoD and KMP	3,317	8,26,959	285	7,59,000
Workers	3,738	4,80,000	54	3,43,086

#### b. Gross wages paid to females as % of total wages paid by the entity, in the following format:

	FY 2023-24	FY 2022-23
Gross wages paid to females as % of total wages	5.04%	Not measured

Note: BRSR Core Indicator.

### 4. Do you have a focal point (Individual/ Committee) responsible for addressing human rights impacts or issues caused or contributed to by the business? (Yes/No)

SRF Limited acknowledges, respects, and upholds 'Human Rights' and is dedicated to ensuring the protection of the rights by ensuring a safe, secure, and healthy working environment for all its workforce. SRF has formed a Values Steering Committee consisting of the Joint Managing Director (JMD) and senior-level employees as its members. The responsibility of our Values Steering Committee includes addressing human rights concerns raised by the organization's employees and workers.

### 5. Describe the internal mechanisms in place to redress grievances related to human rights issues.

We possess a strong mechanism to handle grievances regarding violation of human rights. Any human rights issue raised by a worker or employee can be reported to the organization's Values Steering Committee or any of its members. The Values Steering Committee will designate resources to conduct investigations based on the reported issue's nature and proceed with necessary actions to address it in the best interests of both the aggrieved individual and the organization.

### 6. Number of Complaints on the following made by employees and workers:

	FY 2023-24			FY 2022-23		
	Filed during the year	Pending resolution at the end of year	Remarks	Filed during the year	Pending resolution at the end of year	Remarks
Sexual Harassment	0	0	None	2	0	None
Discrimination at workplace	0	0	None	1	0	None
Child Labour	0	0	None	0	0	None
Forced Labour/ Involuntary Labour	0	0	None	0	0	None
Wages	0	0	None	0	0	None
Other human rights related issues	2	0	None	0	0	None

### 7. Complaints filed under the Sexual Harassment of Women at Workplace (Prevention, Prohibition and Redressal) Act, 2013, in the following format:

	FY 2023-24	FY 2022-23
Total Complaints reported under Sexual Harassment on of Women at Workplace (Prevention, Prohibition and Redressal) Act, 2013 (POSH)	0	2
Complaints on POSH as a % of female employees/ workers	0	0.28
Complaints on POSH upheld	0	0

Note: BRSR Core Indicator.

### 8. Mechanisms to prevent adverse consequences to the complainant in discrimination and harassment cases.

SRF has strong mechanism in place to protect the complainant in discrimination and harassment cases. The mechanism includes safeguarding the complainant from any adverse action which includes discrimination, victimization, retaliation, demotion, and/or adoption of any unfair employment practices.

### 9. Do human rights requirements form part of your business agreements and contracts?

SRF Limited recognises, respects, and reinforces 'Human Rights' and is committed towards protection of such rights. We encourage our suppliers to be fully compliant with applicable laws and to adhere environmental, social and corporate governance standards (ESG standards). We intend to foster relationship with suppliers having robust Environment Health and Safety (EHS) practices.

### 10. Assessments for the year:

	% of your plants and offices that were assessed (by entity or statutory authorities or third parties)
Child labour	100
Forced/involuntary labour	100
Sexual harassment	100
Discrimination at workplace	100
Wages	100

### 11. Provide details of any corrective actions taken or underway to address significant risks / concerns arising from the assessments at Question 10 above.

Not applicable

# 2008



## Acquisition of Thai Baroda Industries Limited plant in Rayong, Thailand

SRF acquired the Thai Baroda Industries Limited plant in Rayong, Thailand that manufactured Nylon 6 tyre cord fabric.

**PRINCIPLE 6: Businesses should respect and make efforts to protect and restore the environment**
**Essential Indicators**
**1. Details of total energy consumption (in Joules or multiples) and energy intensity, in the following format:**

Parameter	FY 2023-24	FY 2022-23
From renewable sources		
Total electricity consumption (A) (TJ)	518	371
Total fuel consumption (B) (TJ)	718	830
Energy consumption through other sources (C) (TJ)	-	-
<b>Total energy consumed from renewable sources (A+B+C)</b>	<b>1,236</b>	<b>1,201</b>
From non-renewable sources		
Total electricity consumption (D) (TJ)	2,094	1,602
Total fuel consumption (E) (TJ)	9,350	10,109
Energy consumption through other sources (F) (TJ)	-	-
<b>Total energy consumed from non-renewable sources (D+E+F)</b>	<b>11,444</b>	<b>11,711</b>
<b>Total energy consumed (A+B+C+D+E+F)</b>	<b>12,680</b>	<b>12,912</b>
<b>Energy intensity per rupee of turnover</b> (Total energy consumed/ Revenue from operations) (TJ/INR Cr)	<b>1.18</b>	<b>1.07</b>
<b>Energy intensity per rupee of turnover adjusted for Purchasing Power Parity (PPP)</b> (Total energy consumption/ Revenue from operations adjusted for PPP) (TJ/INR Crore)	<b>0.32</b>	<b>0.30</b>
<b>Energy intensity in terms of physical output (TJ/MT)</b>	<b>0.029</b>	Not measured

Note: "Reasonable assurance has been carried out by BDO India LLP on above indicator".

**2. Does the entity have any sites / facilities identified as designated consumers (DCs) under the Performance, Achieve and Trade (PAT) Scheme of the Government of India? (Y/N) If yes, disclose whether targets set under the PAT scheme have been achieved. In case targets have not been achieved, provide the remedial action taken, if any.**

Not applicable

# 2008



## SRF Industex Belting (Pty) Limited

SRF acquired the belting fabrics business of Industex Technical Textiles (Pty) Limited, a South African company. The acquisition cost approximately INR 20 crore. Post the acquisition, the new entity was named SRF Industex Belting (Pty) Limited.

In 2018, the South African subsidiary was assessed to have become unviable and hence the operations were closed.

**3. Provide details of the following disclosures related to water, in the following format:**

Parameter	FY 2023-24	FY 2022-23
<b>Water withdrawal by source (in kilolitres)</b>		
(i) Surface water	-	-
(ii) Groundwater	8,41,756	10,25,296
(iii) Third party water	45,78,441	42,75,483
(iv) Seawater / desalinated water	-	-
(v) Others (Rainwater harvesting)	29,054	58,362
<b>Total volume of water withdrawal (in kilolitres) (i + ii + iii + iv + v)</b>	<b>54,49,252</b>	<b>53,59,141</b>
<b>Total volume of water consumption (in kilolitres)</b>		
Water intensity per rupee of turnover (Total Water consumed / Revenue from operations) (KL/INR Lakhs)	4.51	3.87
Water intensity per rupee of turnover adjusted for Purchasing Power Parity (PPP) (Total water consumption/ Revenue from operations adjusted for PPP) (KL/INR Lakhs)	1.24	1.08
Water intensity in terms of physical output (Total water consumed/ Total Production) (KL/MT)	11.30	Not measured

Note: "Reasonable assurance has been carried out by BDO India LLP on above indicator".

**4. Provided the following details related to water discharged:**

Parameter	FY 2023-24	FY 2022-23
<b>Water discharge by destination and level of treatment (in kilolitres)</b>		
(i) To Surface water	-	-
- No treatment	-	-
- With treatment – please specify level of treatment	12,018	12,634
	Tertiary treatment	Tertiary treatment
(ii) To Groundwater	-	-
- No treatment	-	-
- With treatment – please specify level of treatment	-	-
(iii) To Seawater	-	-
- No treatment	-	-
- With treatment – please specify level of treatment	5,68,206	6,59,453
	Tertiary treatment	Tertiary treatment
(iv) Sent to third parties	-	-
- No treatment	-	-
- With treatment – please specify level of treatment	-	-
(v) Others	-	-
- No treatment	-	-
- With treatment – please specify level of treatment	-	-
<b>Total water discharged (in kilolitres)</b>	<b>5,80,224</b>	<b>6,72,087</b>

Note: "Reasonable assurance has been carried out by BDO India LLP on above indicator".

**5. Has the entity implemented a mechanism for Zero Liquid Discharge? If yes, provide details of its coverage and implementation.**

Water conservation is one of our material topic. SRF is committed in optimising use of water by implementing water efficient technologies, recycling and reusing treated wastewater in operations. Our Chemicals plant in Bhiwadi, Technical Textiles Business units Manali, Viralimalai and Gwalior and Packaging Films Business units are zero liquid discharge. Other locations have wastewater treatment plants ensuring quality and quantity of wastewater discharged is within permissible limits set by the respective Pollution Control Boards.

**6. Please provide details of air emissions (other than GHG emissions) by the entity, in the following format:**

Parameter	Unit of Measurement	FY 2023-24	FY 2022-23
NOx	MT/Annum	428.65	490.31
SOx	MT/Annum	677.53	646.79
Particulate Matter (PM)	MT/Annum	202.56	263.34
Persistent organic pollutants (POP)	-	Not measured	Not measured
Volatile organic compounds (VOC)	-	Not measured	Not measured
Hazardous air pollutants (HAP)	-	Not measured	Not measured

**7. Provide details of greenhouse gas emissions (Scope 1 and Scope 2 emissions) & its intensity, in the following format:**

Parameter	Unit	FY 2023-24	FY 2022-23
Total Scope 1 emissions (Break-up of the GHG into CO <sub>2</sub> , CH <sub>4</sub> , N <sub>2</sub> O, HFCs, PFCs, SF <sub>6</sub> , NF <sub>3</sub> , if available)	Metric tonnes of CO <sub>2</sub> equivalent	9,45,442	10,89,283
Total Scope 2 emissions (Break-up of the GHG into CO <sub>2</sub> , CH <sub>4</sub> , N <sub>2</sub> O, HFCs, PFCs, SF <sub>6</sub> , NF <sub>3</sub> , if available)	Metric tonnes of CO <sub>2</sub> equivalent	4,16,445	3,15,771
Total Scope 1 and Scope 2 emissions intensity per rupee of turnover (Total Scope 1 and Scope 2 GHG emissions / Revenue from operations)	tCO <sub>2</sub> e/ INR Lakhs	1.26	1.16
Total Scope 1 and Scope 2 emission intensity per rupee of turnover adjusted for Purchasing Power Parity (PPP) (Total Scope 1 and Scope 2 GHG emissions/ Revenue from operations adjusted for PPP)	tCO <sub>2</sub> e/INR Lakhs	0.35	0.32
Total Scope 1 and Scope 2 emission intensity in terms of physical output	tCO <sub>2</sub> e/MT	3.16	Not measured

Note: "Reasonable assurance has been carried out by BDO India LLP on above indicator".

**8. Does the entity have any project related to reducing Green House Gas emission? If Yes, then provide details.**

SRF has increased the procurement of renewable energy in order to reduce the dependency on fossil fuels and reduce greenhouse gas emissions. The share of renewable energy in electricity mix has increased from 371 TJ in FY 2022-23 to 517 TJ in FY 2023-24. Additionally, our company has prioritized enhancing energy efficiency in manufacturing procedures through the adoption of advanced technologies, optimizing equipment efficiencies, and deploying energy management systems.

**9. Provide details related to waste management by the entity, in the following format:**

Parameter	FY 2023-24	FY 2022-23
<b>Total Waste generated (in metric tonnes)</b>		
Plastic waste (A)	2,996	2,313
E-waste (B)	5	19
Bio-medical waste (C)	0.02	0
Construction and demolition waste (D)	0	0
Battery waste (E)	5	104
Radioactive waste (F)	0	0
Other Hazardous waste. Please specify, if any. (G)	5,40,189	4,25,959
Other Non-hazardous waste generated (H). Please specify, if any. (Break-up by composition i.e., by materials relevant to the sector)	75,649	78,922
<b>Total (A+B + C + D + E + F + G + H)</b>	<b>6,18,845</b>	<b>5,07,316</b>
Waste intensity per rupee of turnover (Total waste generated / Revenue from operations) (MT/INR Lakh)	0.57	0.42
Waste intensity per rupee of turnover adjusted for Purchasing Power Parity (PPP) (Total waste generated / Revenue from operations adjusted for PPP) (MT/ INR Lakh)	0.16	0.12
Waste intensity in terms of physical output (Total waste generated/Total production (in MT))	1.43	Not measured
<b>For each category of waste generated, total waste recovered through recycling, re-using or other recovery operations (in metric tonnes)</b>		
Category of waste		
(i) Recycled	3,01,819	9,189
(ii) Re-used	1,01,881	3,30,805
(iii) Other recovery operations	1,75,365	69,776
<b>Total</b>	<b>5,79,065</b>	<b>4,09,770</b>
For each category of waste generated, total waste disposed by nature of disposal method (in metric tonnes)		
Category of waste		
(i) Incineration	851	223
(ii) Landfilling	38,247	34,753
(iii) Other disposal operations	2	0
<b>Total</b>	<b>39,100</b>	<b>34,976</b>

Note: "Reasonable assurance has been carried out by BDO India LLP on above indicator".



**10. Briefly describe the waste management practices adopted in your establishments. Describe the strategy adopted by your company to reduce usage of hazardous and toxic chemicals in your products and processes and the practices adopted to manage such wastes.**

Environment and social responsibility are one of our Aspirations 2030. One of our focus areas under this aspiration is to enhance our focus on the principle of 3R – Reduce, Reuse and Recycle. Consequently, we strive to operate in a ‘closed loop’ through circularity in operations wherever possible.

We have been able to significantly enhance our 3R capabilities by implementing necessary infrastructure by

- Ensuring conversion and neutralization of hazardous waste into usable material, disposable in the most environment-friendly manner.
- In the PFB, we reduce the use of polymer mass per unit of packaging without compromising on product quality and thereby reducing the use of virgin material at source.
- In our technical textile business, metal shell rolls used in the packaging of the fabric rolls are recollected from the domestic customers and reused multiple times.

**11. If the entity has operations/offices in/around ecologically sensitive areas (such as national parks, wildlife sanctuaries, biosphere reserves, wetlands, biodiversity hotspots, forests, coastal regulation zones etc.) where environmental approvals / clearances are required, please specify details in the following format:**

S. No.	Location of operations/offices	Type of operations	Whether the conditions of environmental approval / clearance are being complied with? (Y/N) If no, the reasons thereof and corrective action taken, if any.
None			

**12. Details of environmental impact assessments of projects undertaken by the entity based on applicable laws, in the current financial year:**

Name and brief details of project	EIA Notification No.	Date	Whether conducted by independent external agency (Yes / No)	Results communicated in public Domain (Yes / No)	Relevant Web Link
None					

**13. Is the entity compliant with the applicable environmental law/ regulations/ guidelines in India, such as the Water (Prevention and Control of Pollution) Act, Air (Prevention and Control of Pollution) Act, Environment protection act and rules thereunder (Y/N). If not, provide details of all such non-compliances, in the following format:**

S. No.	Specify the law / regulation / guidelines which was not complied with	Provide details of the non-compliance	Any fines / penalties / action taken by regulatory agencies such as pollution control boards or by courts	Corrective action taken, if any
None				

**PRINCIPLE 7: Businesses, when engaging in influencing public and regulatory policy, should do so in a manner that is responsible and transparent**

**Essential Indicators**

**1. a. Number of affiliations with trade and industry chambers/associations.**

10

**b. List the top 10 trade and industry chambers/associations (determined based on the total members of such body) the entity is a member of/affiliated to.**

S. No.	Name of the trade and industry chambers/ associations	Reach of trade and industry chambers/ associations (State/National)
1	Confederation of Indian Industry	National
2	Refrigerant Gases Manufacture Association	National
3	Indian Chemical Council	National
4	CHEMEXCIL	National
5	Centre for Chemical Process Safety	National
6	The Synthetic & Rayon Textiles Export Promotion Council	National
7	Indian Technical Textile Association (ITTA)	National
8	Association of Synthetic Fibre Industry	National
9	Indian society for quality	National
10	British Safety Council	National

**2. Provide details of corrective action taken or underway on any issues related to anticompetitive conduct by the entity, based on adverse orders from regulatory authorities.**

Name of authority	Brief of the case	Corrective action taken
None		

**PRINCIPLE 8: Businesses should promote inclusive growth and equitable development**

**Essential Indicators**

**1. Details of Social Impact Assessments (SIA) of projects undertaken by the entity based on applicable laws, in the current financial year.**

Name and brief details of project	SIA Notification No.	Date of notification	Whether conducted by independent external agency (Yes / No)	Results communicated in public domain (Yes / No)	Relevant Web link
None					

**2. Provide information on project(s) for which ongoing Rehabilitation and Resettlement (R&R) is being undertaken by your entity.**

S. No.	Name of Project for which R&R is ongoing	State	District	No. of Project Affected Families (PAFs)	% of PAFs covered by R&R	Amounts paid to PAFs in the FY (In INR)
None						

**3. Describe the mechanisms to receive and redress grievances of the community.**

The Company has a robust grievance mechanism to receive and redress complaints or any concerns raised by the community. We constantly engage with local communities through various means such as personal visits, surveys, meetings, letter etc. to understand their concerns and take appropriate actions to resolve them. Community members can also reach us through a dedicated section under "Contact us" tab of our website.

**4. Percentage of input material (inputs to total inputs by value) sourced from suppliers.**

	FY 2023-24	FY 2022-23
Directly sourced from MSMEs/ small producers	25.54%*	16.95%
Directly from within India	72.93%	70.25%

\*Services are included in FY 2023-24

Note: BRSR Core Indicator.

**5. Job creation in smaller towns – Disclose wages paid to persons employed (including employees or workers employed on a permanent or non-permanent/ on contract basis) in the following locations, as % of total wage cost**

Location	FY 2023-24	FY 2022-23
Rural	-	
Semi-urban	52%	Not measured
Urban	14%	
Metropolitan	34%	

(Place categorized as per RBI Classification System – rural/ semi-urban/ urban/ metropolitan)

Note: BRSR Core Indicator.

**PRINCIPLE 9: Businesses should engage with and provide value to their consumers in a responsible manner**

**Essential Indicators**

**1. Describe the mechanisms in place to receive and respond to consumer complaints and feedback.**

Customer advocacy is one of our Aspirations 2030. We aim to nurture our relationships with our customers, so we remain a preferred partner of choice and further recommendation.

We have a robust mechanism for resolution of customer complaints. Our customers can reach out to us or raise their complaints through a "Contact us" tab of our website. Their queries are addressed and complaints are resolved promptly.

Additionally, our marketing and customer relationship management team regularly engages with customers through visits/surveys and meetings to understand their feedback and subsequently incorporate into our solutions. We also conduct periodic consumer satisfaction surveys to seek detailed consumer feedback on our solutions.

**2. Turnover of products and/services as a percentage of turnover from all products/service that carry information about:**

	As a percentage to total turnover
Environmental and social parameters relevant to the product	100%
Safe and responsible usage	100%
Recycling and/or safe disposal	Not Applicable

**3. Number of consumer complaints in respect of the following:**

	FY 2023-24		Remarks	FY 2022-23		Remarks
	Received during the year	Pending resolution at end of year		Received during the year	Pending resolution at end of year	
Data privacy	0	0	None	0	0	None
Advertising	0	0	None	0	0	None
Cyber-security	0	0	None	0	0	None
Delivery of essential services	0	0	None	0	0	None
Restrictive Trade practices	0	0	None	0	0	None
Unfair Trade Practices	0	0	None	0	0	None
Others	520	5	None	440	56	None

**4. Details of instances of product recalls on account of safety issues:**

	Number	Reasons for recall
Voluntary recalls	0	Not applicable
Forced recalls	0	Not applicable

**5. Does the entity have a framework/policy on cyber security and risks related to data privacy? (Yes/No) If available, provide a web-link of the policy.**

Ensuring the security and confidentiality of the Company's information and associated data is vital for its sustained operations and trust of stakeholders. SRF has a well-defined cyber security policy and implementation framework. The said policy can be accessed at <https://www.srf.com/wp-content/uploads/2024/03/Cyber-Security-Policy.pdf>

Some of our key strategies to mitigate Cybersecurity risks are mentioned below:

- Implementation of new perimeter security mechanisms such as dual firewalls, internet/email content filtering, Secure VPNs etc.
- Secure data centres, identity and password management with multi factor authentication
- Control of privileged user (IT support team) access through PIM/PAM solutions
- Awareness sessions on cybersecurity risks conducted for employees on regular basis.
- Implementation of mobile device management for users with critical data leak risk
- Classification and encryption of Intellectual property with IRM solutions to protect against data exfiltration.
- Ensuring adequate upgradation, maintenance, segregation and micro segmentation of servers, network and IT-OT zones
- Devices for added security and data protection.
- Security events management and monitoring tools managed through a 24x7 SOC.
- Modern anti-malware and EDR solutions deployed on all end points and servers.
- Periodic automated vulnerability assessment and patch management
- Regular backups sufficiently segregated to ensure recovery in the event of any compromise.

6. Provide details of any corrective actions taken or underway on issues relating to advertising, and delivery of essential services; cyber security and data privacy of customers; re-occurrence of instances of product recalls; penalty / action taken by regulatory authorities on safety of products / services.

Not applicable

7. Provide the following information relating to data breaches:

a. Number of instances of data breaches along-with impact

None

b. Percentage of data breaches involving personally identifiable information of customers

None

c. Impact, if any, of the data breaches

None

Note: BRSR Core Indicator

2009



## Polyester Industrial Yarn

We commenced commercial production of Polyester Industrial Yarn in May 2009 with a capacity of 14,500 Metric Tonnes per Annum. Located in Gummidipoondi (Tamil Nadu, India), the manufacturing facility takes pride in its state-of-the-art technology installation from Toray Industries, Japan.

## Independent Assurance Statement

To,  
SRF Limited  
The Galleria, DLF Mayur Vihar,  
Unit No. 236 & 237, Second Floor,  
Mayur Place, Noida Link Road,  
Mayur Vihar Phase-1 Extn, Delhi 110 091

### Independent Assurance Statement to SRF Limited on BRSR Core non-financial sustainability disclosures in the Business Responsibility and Sustainability Report for the financial year 2023-24.

#### Introduction and objective of engagement

SRF Limited (the 'Company') has developed its Business Responsibility and Sustainability Report (BRSR) (the 'Report') based on the BRSR reporting guidelines including the BRSR Core indicators prescribed by SEBI for listed entities. The reporting criteria have been derived from the Principles of National Guidelines on Responsible Business Conduct (NGRBC), and Greenhouse Gas (GHG) Protocol - A Corporate Accounting and Reporting Standard.

BDO India LLP was engaged by the Company to provide independent assurance on BRSR Core indicators of the Report that includes the Company's performance for the period 1st April 2023 through 31st March 2024.

#### The Company's responsibilities

The report content and its presentation are the sole responsibilities of the management of the Company. The Company management is also responsible for the design, implementation, and maintenance of internal controls relevant to the preparation of the Report, so that it is free from material misstatement.

#### BDO's responsibilities

BDO's responsibility, as agreed with the management of the Company, is to provide reasonable assurance on the non-financial information of the BRSR Core indicators as described in the 'Scope & boundary of

assurance' section below. We do not accept or assume any responsibility for any other purpose or to any other person or organization. Any reliance a third party may place on the Report is entirely at its own risk.

#### Assurance standard

We conducted our assurance engagement in accordance with International Standard on Assurance Engagements (ISAE) 3000 (Revised), "Assurance Engagements Other than Audits or Reviews of Historical Financial Information" and ISAE 3410, "Assurance Engagements on Greenhouse Gas Statement" issued by the International Auditing and Standards Board. We applied the criteria of 'Reasonable' assurance.

#### Scope & boundary of assurance

We have assured non-financial information of the BRSR Core indicators<sup>1</sup> in the Report, pertaining to Company's performance for the period 1st April 2023 through 31st March 2024.

The scope and boundary of Company's reporting as well as our assurance cover the Company's operations as defined in Section A (General Disclosures) of the Report.

#### Assurance methodology

Our assurance process entailed conducting procedures to gather evidence regarding the reliability of the disclosures covered in the assurance scope.

Verification of non-financial sustainability performance data, was conducted at the following manufacturing facilities, on a sample basis, based on our professional judgement:

- Chemical Business: Dahej and Bhiwadi Site
- Packaging Films Business: Indore Site [Domestic Tariff Area 1 (DTA1), Domestic Tariff Area 2 (DTA2), Special Economic Zone (SEZ)] and Kashipur Site

<sup>1</sup> SEBI vide SEBI/HO/CFD/CFD-SEC-2/P/CIR/2023/122 dated 12 July 2023

These manufacturing facilities, combined, represent approximately 80% of the revenue generated by the Company.

We conducted a review and verification of data collection, collation, and calculation methodologies, and a general review of the logic of inclusion/ omission of relevant information/ data in the Report.

#### Our review process included:

- Evaluate and assess the appropriateness of the quantification methods used to arrive at the non-financial sustainability information of BRSR Core indicators in the Report;
- Review of consistency of data/information within the report as well as between the Report and source;
- Engagement through discussions with personnel at both corporate and business unit levels who are accountable for the data and information presented in the Report;
- Execution of an audit trail of claims and data streams, to determine the level of accuracy in collection, transcription, and aggregation;
- Review of data collection and management procedures, and related internal controls.

#### Inherent limitations

There are inherent limitations in an assurance engagement, including, for example, the use of judgment and selective testing of data. Accordingly, there are possibilities that material misstatements in the sustainability information of the BRSR Core indicators in the Report may remain undetected.

#### The assurance scope excludes:

- Data and information outside the defined reporting period (1st April 2023 to 31st March 2024);
- Any information not covered in 'Scope & boundary of assurance';
- Review of the 'economic and/or financial performance indicators' included in the Report or on which reporting is based; we have been informed by the Company that these are derived from the Company's audited financial records;

- The Company's statements that describe the expression of opinion, belief, inference, aspiration, expectation, aim, or future intention.

#### Our observations

During our review and assurance, we observed that the process of consolidation of data from different sources at plant level, needs to be further strengthened. Certain data collation and compilation discrepancies, which were noted during our review, were subsequently corrected. Additionally, the Company may consider augmented processes for maintenance of evidence trail of back-up data of reported information, for enhancing auditability.

Our above observations, however, does not affect our conclusion regarding the Report.

#### Our conclusion

Based on the scope of our review, we conclude that the non-financial sustainability disclosures as mentioned in 'Scope and boundary of assurance' fairly fulfil the criteria of relevance, completeness, reliability, neutrality, and understandability.

#### Our assurance team and independence

BDO India LLP is a professional services firm providing services in Advisory, Assurance, Tax, and Business Advisory Services, to both domestic and international organizations across industry sectors. Our non-financial assurance practitioners for this engagement are drawn from a dedicated Sustainability and ESG Team in the organization. This team is comprised of multidisciplinary professionals, with expertise across the domains of sustainability, global sustainability reporting standards and principles, and related assurance standards. This team has extensive experience in conducting independent assurance of sustainability data, systems, and processes across sectors and geographies. As an assurance provider, BDO India LLP is required to comply with the independence requirements set out in the International Federation of Accountants (IFAC) Code of Ethics for Professional Accountants. Our independence policies and procedures ensure compliance with the Code.

#### For BDO India LLP

##### Dipankar Ghosh

Partner and Lead| Sustainability & ESG  
Business Advisory Services

Dated: 31st May 2024

#### SRF Limited

(CIN: L18101DL1970PLC005197)

Regd. Office: The Galleria, DLF Mayur Vihar, Unit No. 236 & 237, 2nd Floor, Mayur Place, Mayur Vihar Phase I Extn, Delhi – 110091

Tel. No: (+91-11) 49482870, (+91-124) 4354400, Fax: (+91-11) 49482900, (+91-124) 4354500

Email: [cs@srf.com](mailto:cs@srf.com) website: [www.srf.com](http://www.srf.com)

## NOTICE

Notice is hereby given that the **53<sup>rd</sup> Annual General Meeting** of SRF Limited will be held on **Friday, June 28, 2024** at **11.00 a.m.** through Video Conferencing ("VC") / Other Audio Visual Means ("OAVM") facility to transact the following businesses: -

#### Ordinary Business

##### 1. Adoption of Audited Standalone and Consolidated Financial Statements

To receive, consider and adopt the standalone and consolidated audited financial statements of the Company for the financial year ended March 31, 2024 along with the Reports of the Auditors' and Board of Directors' thereon.

##### 2. Re-appointment of Director retiring by rotation

To appoint a Director in place of Mr. Vellayan Subbiah (DIN 01138759), who retires by rotation and being eligible, offers himself for re-election.

#### Special Business

##### 3. Appointment of Ms. Ira Gupta (DIN: 07517101) as an Independent Director

To consider and if thought fit, to pass with or without modification(s), the following resolution as a **Special Resolution**:

**"RESOLVED THAT** in accordance with the provisions of Sections 149, 150, 152 read with Schedule IV and other applicable provisions, if any, of the Companies Act, 2013 (the "Act") and Rules framed thereunder and the applicable provisions of the Securities and Exchange Board of India (Listing Obligations

and Disclosure Requirements) Regulations, 2015 (the "Listing Regulations") (including any statutory modification(s), amendment(s) or re-enactment(s) thereof, for the time being in force), the Articles of Association of the Company, based on the recommendations of the Nomination and Remuneration Committee and the Board of Directors of the Company (the "Board"), Ms. Ira Gupta (DIN:07517101), who was appointed as an Additional Non-Executive Independent Director of the Company with effect from April 01, 2024 and who has submitted a declaration that she meets the criteria for independence as provided in Section 149(6) of the Act and Regulation 16(1)(b) of the Listing Regulations and who is eligible for appointment and in respect of whom the Company has received a notice in writing under Section 160 of the Act from a member proposing her candidature to the office of Director, be and is hereby appointed as an Independent Director of the Company, not liable to retire by rotation, to hold office for a term of 5 years commencing from April 01, 2024 to March 31, 2029."

**"RESOLVED FURTHER THAT** the Board be and is hereby authorised to do all acts, deeds, matters, things and take all such steps as may be necessary, proper or expedient to give effect to this resolution."

##### 4. Appointment of Mr. Vineet Agarwal (DIN: 00380300) as an Independent Director

To consider and if thought fit, to pass with or without modification(s), the following resolution as a **Special Resolution**:

“**RESOLVED THAT** in accordance with the provisions of Sections 149, 150, 152 read with Schedule IV and other applicable provisions, if any, of the Companies Act, 2013 (the “Act”) and Rules framed thereunder and the applicable provisions of the Securities and Exchange Board of India (Listing Obligations and Disclosure Requirements) Regulations, 2015 (the “Listing Regulations”) (including any statutory modification(s), amendment(s) or re-enactment(s) thereof, for the time being in force), the Articles of Association of the Company, based on the recommendations of the Nomination and Remuneration Committee and the Board of Directors of the Company (the “Board”), Mr. Vineet Agarwal (DIN:00380300), who was appointed as an Additional Non-Executive Independent Director of the Company with effect from April 01, 2024 and who has submitted a declaration that he meets the criteria for independence as provided in Section 149(6) of the Act and Regulation 16(1) (b) of the Listing Regulations and who is eligible for appointment and in respect of whom the Company has received a notice in writing under Section 160 of the Act from a member proposing his candidature to the office of Director, be and is hereby appointed as an Independent Director of the Company, not liable to retire by rotation, to hold office for a term of 5 years commencing from April 01, 2024 to March 31, 2029.”

“**RESOLVED FURTHER THAT** the Board be and is hereby authorised to do all acts, deeds, matters, things and take all such steps as may be necessary, proper or expedient to give effect to this resolution.”

**5. Offer or invitation to subscribe to Redeemable Non-Convertible Debentures of the Company on private placement**

To consider and if thought fit, to pass with or without modification(s), the following resolution as a **Special Resolution**:

“**RESOLVED THAT** pursuant to the provisions of Sections 42, 71, 179 and any other applicable provisions of the Companies Act, 2013 read with Companies (Prospectus and Allotment of Securities) Rules, 2014 (including any statutory modification(s) or re-enactment thereof, for the time being in force), the Board of Directors of the Company (which term shall be deemed to include any Committee of the Board duly authorized by it in this regard in accordance with the applicable provisions of the said Act) be and is hereby authorised to issue, offer or invite subscriptions for secured/unsecured redeemable non-convertible debentures, in one or more series/tranches, aggregating upto ₹ 1500 crores (Rupees fifteen hundred crores only), on private placement basis, and on such terms and conditions as the Board of Directors may, from time to time, determine and consider proper and most beneficial to the Company including as to the timing of issue of such Debentures, the consideration for the issue, the utilisation of the issue proceeds and all other matters connected with or incidental thereto.”

“**RESOLVED FURTHER THAT** the Board of Directors of the Company be and is hereby authorised to do all acts and take all such steps including the power to sub-delegate the powers as may be necessary, proper or expedient to give effect to this resolution.”

**6. Ratification of Remuneration of Cost Auditors for financial year 2024-25**

To consider and if thought fit, to pass with or without modification(s), the following resolution as an **Ordinary Resolution**:

“**RESOLVED THAT** pursuant to the provisions of Section 148 and all other applicable provisions, if any, of the Companies Act, 2013 and the Companies (Audit and Auditors) Rules, 2014 (including any statutory modification(s) or re-enactment thereof, for the time being in

force), the remuneration payable to the Cost Auditors appointed by the Board of Directors of the Company, to conduct the audit of the cost records of the Company for the financial year ending March 31, 2025 as provided below, be and is hereby ratified:

Name of Cost Auditor	Business	Remuneration payable
H Tara & Co. (Membership No. 17321)	Technical Textiles Business and Other Businesses	₹ 3.25 lakhs plus applicable taxes and reimbursement of actual out of pocket expenses
Sanjay Gupta & Associates (Membership No. 18672)	Chemicals Business and Packaging Films Business	₹ 5.25 lakhs plus applicable taxes and reimbursement of actual out of pocket expenses

**By Order of the Board of Directors**

**Rajat Lakhanpal**

Sr. VP (Corporate Compliance) & Company Secretary  
Membership No. ACS 12725

Date : May 07, 2024  
Place : Gurugram

**SRF Limited**

(CIN: L18101DL1970PLC005197)  
Regd. Office: The Galleria, DLF Mayur Vihar,  
Unit No. 236 & 237, 2nd Floor,  
Mayur Place, Mayur Vihar Phase I Extn,  
Delhi – 110091

**NOTES**

1. Explanatory Statement pursuant to Section 102 of the Companies Act, 2013, which sets out details of material facts relating to the Special businesses to be transacted at this AGM, is annexed hereto.
2. Ministry of Corporate Affairs (“MCA”), vide Circular No. 14/2020 dated April 8, 2020, Circular No.17/2020 dated April 13, 2020 read with Circular No. 20/2020 dated May 5, 2020 read together with Circular No. 02/2021 dated January 13, 2021 read with Circular No. 2/2022 dated May 5, 2022 read with Circular No. 10/2022 dated December 28, 2022 and Circular No. 09/2023 dated September 25, 2023 (collectively referred to as ‘MCA Circulars’) and SEBI vide its circular dated May 12, 2020, January 15, 2021, May 13, 2022, January 5, 2023 and dated October 07, 2023 (collectively referred to as ‘SEBI Circulars’) has permitted

to hold Annual General Meeting (AGM) through Video Conferencing (VC) or Other Audio Visual means (OAVM).

3. In compliance with the applicable provisions of the Companies Act, 2013 (“the Act”) read with the aforesaid MCA Circulars and SEBI (Listing Obligations and Disclosure Requirements) Regulations, 2015 (“Listing Regulations”), the 53rd AGM of the Company is being conducted through VC/OAVM. Deemed Venue for meeting will be Registered Office: The Galleria, DLF Mayur Vihar, Unit No. 236 & 237, 2nd Floor, Mayur Place, Mayur Vihar Phase I Extn, Delhi – 110091.
4. National Securities Depository Limited (NSDL), will be providing facility for voting through remote e-voting, for participation in the 53rd AGM through VC/OAVM facility and e-voting during the AGM.

5. Since, the meeting is being conducted through VC/OAVM, facility of appointing proxies to attend and vote at the meeting on behalf of the members of the Company is not available and hence the proxy form is not annexed to this notice. However, Body Corporates are entitled to appoint authorized representatives to attend the AGM through VC/OAVM and participate there at and cast their votes through e-voting.

Body Corporates who intend to authorize representatives to participate and vote on their behalf in the meeting to be held through VC/OAVM are requested to send, in advance, a duly certified copy of the relevant board resolution/letter of authority/power of attorney to the Scrutinizer by e-mail to [arvindkohli@gmail.com](mailto:arvindkohli@gmail.com) and to the Company at [cs@srf.com](mailto:cs@srf.com) through its registered E-mail Address.

6. The attendance of members (members' login) attending the AGM through VC/OAVM shall be reckoned for the purpose of Quorum under Section 103 of the Companies Act, 2013 and hence no attendance slip is attached to the notice.

7. Pursuant to the applicable provisions of the Companies Act 2013, unpaid/unclaimed dividends up to the financial year 2016-17, were transferred to the Investor Education & Protection Fund (IEPF). Besides the dividend so transferred, Company has also transferred the relative share scrips in respect of dividends which remained unpaid for a continuous period of seven years to the demat account of IEPF Authority, in accordance with the applicable provisions of Companies Act, 2013 and Rules made thereunder. It may be noted that once the unclaimed / unpaid dividend and/or shares are so transferred; the same can only be reclaimed by a shareholder from the IEPF Authority in accordance with the applicable provisions of the Companies Act 2013 and relevant Rules made thereunder by following the prescribed procedure in this regard. The IEPF Rules and the application Form (Form IEPF-5), as prescribed by the Ministry of Corporate Affairs, are available on the website of the Ministry of Corporate Affairs at [www.iepf.gov.in](http://www.iepf.gov.in). Details of the unpaid/unclaimed dividend and shares transferred to

IEPF from time to time also have been uploaded on the "Investors Section" of the website of the Company viz. [www.srf.com](http://www.srf.com).

Members, who have not encashed their dividend pertaining to financial year 2017-18 onwards, are advised to write at [einward.ris@kfintech.com](mailto:einward.ris@kfintech.com) to M/s. Kfin Technologies Limited, Registrar of the Company immediately for claiming the same.

8. Members desiring any information/ clarification on the financial statements or any of the resolutions as detailed in the Notice are requested to write to the Company on or before June 21, 2024 through an E-mail to [cs@srf.com](mailto:cs@srf.com), specifying his/her name along with Demat account details. The same shall be replied by the Company suitably.

9. The Register of Directors and Key Managerial Personnel and their shareholding maintained under Section 170 of the Companies Act, 2013, the Register of contracts or arrangements in which directors are interested under Section 189 of the Companies Act, 2013, ESPS Certificate by Secretarial Auditor dated May 07, 2024 that SRF Limited Long term Share based Incentives Plan, 2018 has been implemented in accordance with SEBI (Share Based Employee Benefits and Sweat Equity) Regulations, 2021 and in accordance with the resolutions of the company passed through Postal Ballot on March 26, 2018. All documents referred to in the Notice will also be available for electronic inspection without any fee by the members from the date of circulation of this Notice up to the date of AGM, i.e. June 28, 2024. Members can inspect the same by sending an E-mail to [cs@srf.com](mailto:cs@srf.com).

10. Pursuant to the MCA Circulars and SEBI Circulars, the Notice of the 53rd AGM and the Annual Report for the financial year 2023-24 are being sent only by email to the Members whose name appear in the register of members/depositories as at closing hours of business on May 24, 2024. Members may note that the Notice and Annual Report 2023-24 will also be available on the Company's website [www.srf.com](http://www.srf.com), websites of the Stock Exchanges, that is, BSE Limited and National Stock Exchange of India Limited

at [www.bseindia.com](http://www.bseindia.com) and [www.nseindia.com](http://www.nseindia.com), respectively, and on the website of NSDL, the e-voting agency at [www.evoting.nsdl.com](http://www.evoting.nsdl.com). The physical copy of the Notice along with Annual Report shall be made available to the Member(s) who may request for the same in writing to the Company.

11. Those Members, whose email address is not registered with the Company or with their respective Depository Participant/s, and who wish to receive the Notice of the 53rd AGM and the Annual Report for the year 2023-24 and all other communication sent by the Company, from time to time, can get their email address registered by following the steps as given below:-

12. We request Members to support our commitment to environmental protection by choosing to receive the Company's communication through email. Members holding shares in Demat mode, who have not registered their email addresses are requested to register their email addresses with their respective DP, and Members holding shares in physical mode are requested to update their email addresses with the Company's RTA at [einward.ris@kfintech.com](mailto:einward.ris@kfintech.com). Members may follow the process detailed below for availing other services from RTA :

Type of Holder	Process to be followed	
Physical	For availing the following investor services, send a written request in the prescribed forms to the RTA of the Company, KFin Technologies Limited either by email to <a href="mailto:einward.ris@kfintech.com">einward.ris@kfintech.com</a> or by post to Selenium Tower B, Plot 31 & 32, Financial District, Nanakramguda, Serilingampally Mandal, Hyderabad – 500032	
	Form for availing investor services to register PAN, email address, bank details and other KYC details or changes / update thereof for securities held in physical mode	Form ISR - 1
	Update of signature of securities holder	Form ISR - 2
	For nomination as provided in the Rules 19 (1) of Companies (Share capital and debenture) Rules, 2014	Form SH-13
Demat	Declaration to opt out	Form ISR-3
	Cancellation of nomination by the holder(s) (along with ISR-3) / Change of Nominee	Form SH-14
	Form for requesting issue of Duplicate Certificate and other service requests for shares / debentures / bonds, etc., held in physical form	ISR-4
	The forms for updating the above details are available at Company's Website <a href="https://www.srf.com/investors/investors-information/">https://www.srf.com/investors/investors-information/</a> and website of RTA at Investor Support Center   Kfintech	
	Please contact your DP and register your email address and bank account details in your demat account, as per the process advised by your DP.	

13. SEBI has mandated the submission of PAN, KYC details and nomination by holders of physical securities and linking PAN with Aadhaar vide its circulars dated March 16, 2023, and November 17, 2023. Shareholders are requested to submit their PAN, KYC and nomination details to the Company's RTA KFin Technologies Limited at <https://ris.kfintech.com/clientservices/isc/default.aspx>. The forms for updating the same are available at <https://www.srf.com/investors/investors-information/>. Members holding shares in electronic form are also requested to submit / update their KYC details and bank details with their depository participant(s) and link PAN with Aadhaar, if required.
14. Nomination facility as per the provisions of Section 72 of the Act is available to individuals holding shares in the Company. Members can nominate a person in respect of all the shares held by him singly or jointly. Members holding shares in physical form and who have not yet registered their nomination are requested to register the same by submitting Form No. SH-13. If a member desires to opt out or cancel the earlier nomination and record a fresh nomination, he/she may submit the same in Form ISR-3 or SH-14 as the case may be. The said forms can be downloaded from the website of the Company and RTA. Members holding shares in electronic form may approach their respective DPs for completing the nomination formalities.
15. To prevent fraudulent transactions, members are advised to exercise due diligence and notify to their Depositories Participants (DPs) in respect of their electronic share accounts and to the Company's Registrar of any change in address or demise of any member as soon as possible. Members are also advised to not leave their demat account(s) dormant for long. Periodic statement of holdings should be obtained from the concerned DPs and holdings should be verified from time to time.
16. In case of joint holders attending the meeting, the members whose name appears as the first holder in the order of names as per the Register of Members of the Company will be entitled to vote.

### Voting through electronic means

- I. In compliance with provisions of Section 108 of the Companies Act, 2013, read with Rule 20 of the Companies (Management and Administration) Rules, 2014, as amended, Secretarial Standard on General Meetings (SS-2) issued by the Institute of Company Secretaries of India ("ICSI") and the provisions of Regulation 44 of SEBI (Listing Obligations and Disclosure Requirements) Regulations, 2015, read with MCA Circulars and SEBI Circulars, the Company is providing remote e-Voting facility to its Members in respect of the business to be transacted at the 53rd AGM and facility for those Members participating in the 53rd AGM to cast vote through e-Voting system during the 53rd AGM.
  - II. The remote e-Voting period will commence on **June 25, 2024 (9:00 am IST) and end on June 27, 2024 (5:00 pm IST)**. During this period, Members of the Company, holding shares either in physical form or in dematerialized form, as on the cut-off date of **June 21, 2024**, may cast their vote by remote e-Voting. The remote e-Voting module shall be disabled by NSDL for voting thereafter. Once the vote on a resolution is cast by the Member, the Member shall not be allowed to change it subsequently.
- Any person, who are other than individual shareholders holding securities in Demat mode and shareholders holding securities in physical mode, who acquires shares of the Company and become member of the Company after dispatch of the notice and holding shares as of the Cut-off date may obtain the login ID and password by sending a request at [evoting@nsdl.com](mailto:evoting@nsdl.com). However, if you are already registered with NSDL for remote e-Voting then you can use your existing user ID and password for casting your vote. If you have forgotten your password, you could reset your password by using "Forgot User Details/Password" or "Physical User Reset Password" option available on [www.evoting.nsdl.com](http://www.evoting.nsdl.com). In case of Individual shareholders holding securities in Demat mode, who acquires shares of the Company and become member of the Company after dispatch of the Notice and holding shares as of the Cut-off date, are requested to follow the login method mentioned below in point (A) under e-Voting instructions.

### The details of the process and manner for remote e-voting and voting during the AGM are explained here below:

#### Step 1 : Access to NSDL e-Voting system





#### Step 2 : Cast your vote electronically on NSDL e-Voting system

#### Details on Step 1 is mentioned below:

#### A) Login method for e-Voting and joining virtual meeting for Individual shareholders holding securities in Demat mode

In terms of SEBI circular dated December 9, 2020 on e-Voting facility provided by Listed Companies, Individual shareholders holding securities in Demat mode are allowed to vote through their Demat account maintained with Depositories and Depository Participants. Shareholders are advised to update their mobile number and email Id in their Demat accounts in order to access e-Voting facility.

Login method for Individual shareholders holding securities in demat mode is given below:

Type of shareholders	Login Method
Individual Shareholders holding securities in demat mode with NSDL.	<p><b>A. NSDL IDeAS facility</b></p> <p><b>If you are already registered for NSDL IDeAS facility</b></p> <ol style="list-style-type: none"> <li>1. Please visit the e-Services website of NSDL. Open web browser by typing the following URL: <a href="https://eservices.nsdl.com/">https://eservices.nsdl.com/</a> either on a Personal Computer or on a mobile.</li> <li>2. Once the home page of e-Services is launched, click on the "Beneficial Owner" icon under "Login" which is available under "IDeAS" section.</li> <li>3. A new screen will open. You will have to enter your User ID and Password. After successful authentication, you will be able to see e-Voting services.</li> <li>4. Click on "Access to e-Voting" under e-Voting services and you will be able to see e-Voting page.</li> <li>5. Click on options available against company name or <b>e-Voting service provider - NSDL</b> and you will be re-directed to NSDL e-Voting website for casting your vote during the remote e-Voting period or joining virtual meeting &amp; voting during the meeting.</li> </ol> <p><b>If the user is not registered for IDeAS e-Services,</b></p> <ol style="list-style-type: none"> <li>1. The option to register is available at <a href="https://eservices.nsdl.com">https://eservices.nsdl.com</a>.</li> <li>2. Select "Register Online for IDeAS" Portal or click at <a href="https://eservices.nsdl.com/SecureWeb/IdeasDirectReg.jsp">https://eservices.nsdl.com/SecureWeb/IdeasDirectReg.jsp</a></li> <li>3. <b>Upon successful registration, please follow steps given at Point 1 to 5 above.</b></li> </ol> <p><b>B. e-Voting website of NSDL</b></p> <ol style="list-style-type: none"> <li>1. Visit e-Voting website of NSDL. Open web browser by typing the following URL: <a href="https://www.evoting.nsdl.com/">https://www.evoting.nsdl.com/</a> either on a Personal Computer or on a mobile.</li> <li>2. Once the home page of e-Voting system is launched, click on the icon "Login" which is available under Shareholder/Member' section.</li> <li>3. A new screen will open. You will have to enter your User ID (i.e. your sixteen digit demat account number held with NSDL), Password/OTP and a Verification Code as shown on the screen.</li> <li>4. After successful authentication, you will be redirected to NSDL Depository site wherein you can see e-Voting page. Click on options available against company name or <b>e-Voting service provider - NSDL</b> and you will be redirected to e-Voting website of NSDL for casting your vote during the remote e-Voting period or joining virtual meeting &amp; voting during the meeting.</li> <li>5. Shareholders/Members can also download NSDL Mobile App "NSDL Speede" facility by scanning the QR code mentioned below for seamless voting experience.</li> </ol> <p>NSDL Mobile App is available on</p> <p>  App Store            Google Play         </p> <div style="display: flex; justify-content: space-around;">   </div>

Type of shareholders	Login Method
Individual Shareholders holding securities in demat mode with CDSL	<ol style="list-style-type: none"> <li>Existing users who have opted for Easi / Easiest, they can login through their user id and password. Option will be made available to reach e-Voting page without any further authentication. The URL for users to login to Easi / Easiest are <a href="https://web.cdslindia.com/myeasi/home/login">https://web.cdslindia.com/myeasi/home/login</a> or <a href="http://www.cdslindia.com">www.cdslindia.com</a> and click on New System Myeasi.</li> <li>After successful login of Easi/Easiest the user will be also able to see the E Voting Menu. The Menu will have links of <b>e-Voting service provider i.e. NSDL</b>. Click on <b>NSDL</b> to cast your vote.</li> <li>If the user is not registered for Easi/Easiest, option to register is available at <a href="https://web.cdslindia.com/myeasi/Registration/EasiRegistration">https://web.cdslindia.com/myeasi/Registration/EasiRegistration</a></li> <li>Alternatively, the user can directly access e-Voting page by providing demat Account Number and PAN No. from a link in <a href="http://www.cdslindia.com">www.cdslindia.com</a> home page. The system will authenticate the user by sending OTP on registered Mobile &amp; Email as recorded in the demat Account. After successful authentication, user will be provided links for the respective ESP i.e. <b>NSDL</b> where the e-Voting is in progress.</li> </ol>
Individual Shareholders (holding securities in demat mode) login through their depository participants	<ol style="list-style-type: none"> <li>You can also login using the login credentials of your demat account through your Depository Participant registered with NSDL/CDSL for e-Voting facility.</li> <li>Once login, you will be able to see e-Voting option. Once you click on e-Voting option, you will be redirected to NSDL/CDSL Depository site after successful authentication, wherein you can see e-Voting feature.</li> <li>Click on options available against company name or <b>e-Voting service provider-NSDL</b> and you will be redirected to e-Voting website of NSDL for casting your vote during the remote e-Voting period or joining virtual meeting &amp; voting during the meeting.</li> </ol>

**Important note:** Members who are unable to retrieve User ID/ Password are advised to use Forget User ID and Forget Password option available at abovementioned website.

Helpdesk for Individual Shareholders holding securities in demat mode for any technical issues related to login through Depository i.e. NSDL and CDSL

Login type	Helpdesk details
Individual Shareholders holding securities in demat mode with NSDL	Members facing any technical issue in login can contact NSDL helpdesk by sending a request at <a href="mailto:evoting@nsdl.com">evoting@nsdl.com</a> or call at 022-48867000
Individual Shareholders holding securities in demat mode with CDSL	Members facing any technical issue in login can contact CDSL helpdesk by sending a request at <a href="mailto:helpdesk.evoting@cdslindia.com">helpdesk.evoting@cdslindia.com</a> or contact at 1800225533

**B) Login Method for e-Voting and joining virtual meeting, shareholders other than Individual shareholders holding securities in Demat mode and shareholders holding securities in physical mode.**

**How to Log-in to NSDL e-Voting website?**

- Visit the e-Voting website of NSDL. Open web browser by typing the following URL: <https://www.evoting.nsdl.com/> either on a Personal Computer or on a mobile.
- Once the home page of e-Voting system is launched, click on the icon "Login" which is available under 'Shareholder/Member' section.

- A new screen will open. You will have to enter your User ID, your Password/OTP and a Verification Code as shown on the screen.

Alternatively, if you are registered for NSDL eservices i.e. IDEAS, you can log-in at <https://eservices.nsdl.com/> with your existing IDEAS login. Once you log-in to NSDL eservices after using your log-in credentials, click on e-Voting and you can proceed to Step 2 i.e. Cast your vote electronically.

- Your User ID details are given below :

Manner of holding shares i.e. Demat (NSDL or CDSL) or Physical	Your User ID is:
a) For Members who hold shares in demat account with NSDL.	8 Character DP ID followed by 8 Digit Client ID For example if your DP ID is IN300*** and Client ID is 12***** then your user ID is IN300***12*****.
b) For Members who hold shares in demat account with CDSL.	16 Digit Beneficiary ID For example if your Beneficiary ID is 12***** then your user ID is 12*****.
c) For Members holding shares in Physical Form.	EVEN Number followed by Folio Number registered with the company For example if folio number is 001*** and EVEN is 123456 then user ID is 123456001***

- Password details for shareholders other than Individual shareholders are given below:

- If you are already registered for e-Voting, then you can use your existing password to login and cast your vote.
- If you are using NSDL e-Voting system for the first time, you will need to retrieve the 'initial password' which was communicated to you. Once you

retrieve your 'initial password', you need to enter the 'initial password' and the system will force you to change your password.

**c) How to retrieve your 'initial password'?**

- If your email ID is registered in your demat account or with the company, your 'initial password' is communicated to you on your email ID. Trace the email sent to you from NSDL from your mailbox. Open the email and open the attachment i.e. a .pdf file. Open the .pdf file. The password to open the .pdf file is your 8 digit client ID for NSDL account, last 8 digits of client ID for CDSL account or folio number for shares held in physical form. The .pdf file contains your 'User ID' and your 'initial password'.
  - If your email ID is not registered, please follow steps mentioned below in process for those shareholders whose email ids are not registered
- If you are unable to retrieve or have not received the "Initial password" or have forgotten your password:
    - Click on "**Forgot User Details/ Password?**"(If you are holding shares in your demat account with NSDL or CDSL) option available on [www.evoting.nsdl.com](http://www.evoting.nsdl.com).
    - Physical User Reset Password?**(If you are holding shares in physical mode) option available on [www.evoting.nsdl.com](http://www.evoting.nsdl.com).
    - If you are still unable to get the password by aforesaid two options, you can send a request at [evoting@nsdl.com](mailto:evoting@nsdl.com) mentioning your demat account number/folio number, your PAN, your name and your registered address etc.
    - Members can also use the OTP (One Time Password) based login for casting the votes on the e-Voting system of NSDL.



7. After entering your password, tick on Agree to "Terms and Conditions" by selecting on the check box.
8. Now, you will have to click on "Login" button.
9. After you click on the "Login" button, Home page of e-Voting will open.

### Step 2: Cast your vote electronically and join General Meeting on NSDL e-Voting system.

How to cast your vote electronically and join General Meeting on NSDL e-Voting system?

1. After successful login at Step 1, you will be able to see all the companies "EVEN" in which you are holding shares and whose voting cycle and General Meeting is in active status.
2. Select "EVEN" of company for which you wish to cast your vote during the remote e-Voting period and casting your vote during the General Meeting. For joining virtual meeting, you need to click on "VC/OAVM" link placed under "Join General Meeting".
3. Now you are ready for e-Voting as the Voting page opens.
4. Cast your vote by selecting appropriate options i.e. assent or dissent, verify/modify the number of shares for which you wish to cast your vote and click on "Submit" and also "Confirm" when prompted.
5. Upon confirmation, the message "Vote cast successfully" will be displayed.
6. You can also take the printout of the votes cast by you by clicking on the print option on the confirmation page.
7. Once you confirm your vote on the resolution, you will not be allowed to modify your vote.

### THE INSTRUCTIONS FOR MEMBERS FOR e-VOTING ON THE DAY OF THE AGM ARE AS UNDER:-

1. The procedure for e-Voting on the day of the AGM is same as the instructions mentioned above for remote e-voting.

2. Only those Members/ shareholders, who will be present in the AGM through VC/OAVM facility and have not casted their vote on the Resolutions through remote e-Voting and are otherwise not barred from doing so, shall be eligible to vote through e-Voting system in the AGM.
3. Members who have voted through Remote e-Voting will be eligible to attend the AGM. However, they will not be eligible to vote at the AGM.
4. The details of the person who may be contacted for any grievances connected with the facility for e-Voting on the day of the AGM shall be the same person mentioned for Remote e-voting.

### General Guidelines for shareholders

1. Institutional shareholders (i.e. other than individuals, HUF, NRI etc.) are required to send scanned copy (PDF/JPG Format) of the relevant Board Resolution/ Authority letter etc. with attested specimen signature of the duly authorized signatory(ies) who are authorized to vote, to the Scrutinizer by e-mail to [arvindkohli@gmail.com](mailto:arvindkohli@gmail.com) with a copy marked to [evoting@nsdl.com](mailto:evoting@nsdl.com) and [cs@srf.com](mailto:cs@srf.com)

Institutional shareholders (i.e. other than individuals, HUF, NRI etc.) can also upload their Board Resolution / Power of Attorney / Authority Letter etc. by clicking on "Upload Board Resolution / Authority Letter" displayed under "e-Voting" tab in their login

2. It is strongly recommended not to share your password with any other person and take utmost care to keep your password confidential. Login to the e-voting website will be disabled upon five unsuccessful attempts to key in the correct password. In such an event, you will need to go through the "Forgot User Details/Password?" or "Physical User Reset Password?" option available on [www.evoting.nsdl.com](http://www.evoting.nsdl.com) to reset the password.
3. In case of any queries, you may refer the Frequently Asked Questions (FAQs) for Shareholders and e-voting user manual for Shareholders available at the download section of [www.evoting.nsdl.com](http://www.evoting.nsdl.com) or call on toll free no.:

1800 1020 990 and 1800 22 44 30 or send a request to Pallavi Mhatre at [evoting@nsdl.com](mailto:evoting@nsdl.com)

4. Process for those shareholders whose email ids are not registered with the depositories for procuring user id and password and registration of e mail ids for e-voting for the resolutions set out in this notice:
  - a) In case shares are held in physical mode please provide Folio No., Name of shareholder, scanned copy of the share certificate (front and back), PAN (self attested scanned copy of PAN card), AADHAR (self attested scanned copy of Aadhar Card) by email to [evoting@nsdl.com](mailto:evoting@nsdl.com) or [cs@srf.com](mailto:cs@srf.com).
  - b) In case shares are held in demat mode, please provide DPID-CLID (16 digit DPID + CLID or 16 digit beneficiary ID), Name, client master or copy of Consolidated Account statement, PAN (self attested scanned copy of PAN card), AADHAR (self attested scanned copy of Aadhar Card) to [evoting@nsdl.com](mailto:evoting@nsdl.com) or [cs@srf.com](mailto:cs@srf.com). If you are an Individual shareholders holding securities in demat mode, you are requested to refer to the login method explained at step 1 (A) i.e. Login method for e-Voting and joining virtual meeting for Individual shareholders holding securities in demat mode.

### INSTRUCTIONS FOR MEMBERS FOR ATTENDING THE AGM THROUGH VC/OAVM ARE AS UNDER:

1. Member will be provided with a facility to attend the AGM through VC/OAVM through the NSDL e-Voting system. Members may access by following the steps mentioned above for **Access to NSDL e-Voting system**. After successful login, you can see link of "VC/OAVM link" placed under "Join General meeting" menu against company name. You are requested to click on VC/OAVM link placed under Join General Meeting menu. The link for VC/OAVM will be available in Shareholder/Member login where the EVEN of Company will be displayed. Please note that the members who do not have the User ID and Password for e-Voting or have forgotten the

User ID and Password may retrieve the same by following the remote e-Voting instructions mentioned in the notice to avoid last minute rush.

2. Members are encouraged to join the Meeting through Laptops for better experience.
3. Further Members will be required to allow Camera and use Internet with a good speed to avoid any disturbance during the meeting.
4. Please note that Participants Connecting from Mobile Devices or Tablets or through Laptop connecting via Mobile Hotspot may experience Audio/Video loss due to Fluctuation in their respective network. It is therefore recommended to use Stable Wi-Fi or LAN Connection to mitigate any kind of aforesaid glitches.
5. Members who would like to express their views or ask questions during the AGM may register themselves as a speaker by sending their request from their registered email address mentioning their name, DP ID and Client ID/folio number, PAN, mobile number at [cs@srf.com](mailto:cs@srf.com) from June 21, 2024 (9:00 am IST) to June 24, 2024 (5:00 pm IST). Those Members who have registered themselves as a speaker will only be allowed to express their views/ask questions during the AGM. The Company reserves the right to restrict the number of speakers depending on the availability of time for the AGM.
6. The Members can join the AGM through VC/OAVM mode 30 minutes before and after the scheduled time of the commencement of the Meeting by following the procedure mentioned in the Notice. The facility of participation in the AGM through VC/OAVM will be made available for 1000 members on first come first served basis. This will not include large Shareholders (Shareholders holding 2% or more shareholding), Promoters, Institutional Investors, Directors, Key Managerial Personnel, the Chairpersons of the Audit Committee, Nomination and Remuneration Committee and Stakeholders Relationship Committee, Auditors etc., who are allowed to attend the AGM without restriction on account of first come first served basis.

12. Any person who acquires shares of the Company and becomes member of the Company post-dispatch of Notice of AGM along with the Annual Report before the Cut-Off Date may obtain the login ID and password by sending a request to NSDL at [evoting@nsdl.com](mailto:evoting@nsdl.com) or at Company's email address at [cs@srf.com](mailto:cs@srf.com). However if they are already registered with NSDL for remote e-Voting then they can use their existing user ID and password for casting their vote. If they forgot their password, they can reset their password by using "Forgot User Details/Password?" or "Physical User Reset Password?" option available on [www.evoting.nsdl.com](http://www.evoting.nsdl.com)
13. The voting rights of the members shall be in proportion to the paid-up value of their shares in the equity capital of the Company as on the Cut-off Date.
14. A person, whose name is recorded in the Register of Members or in the Register of Beneficial Owners maintained by the depositories, as on the cut-off date, only shall be entitled to avail the facility of remote e-voting or e-voting during the AGM.
15. Mr. Arvind Kohli, (Membership No. FCS 4434, CP 2818) Practicing Company Secretary, Proprietor of M/s Arvind Kohli & Associates, Company Secretaries has been appointed as the Scrutinizer to scrutinize the entire e-voting process in a fair and transparent manner.
16. The results declared along with the report of the Scrutinizer shall be placed on the Company's website <https://www.srf.com> and on the website of NSDL [www.evoting.nsdl.com](http://www.evoting.nsdl.com) immediately after the declaration of results by the Chairman or a person authorized by him in writing. The results shall also be immediately forwarded to the concerned Stock Exchanges i.e. BSE and NSE.
17. Since the AGM will be held through VC/OAVM, the Route Map is not annexed to this Notice.

## EXPLANATORY STATEMENT PURSUANT TO SECTION 102(1) OF THE COMPANIES ACT, 2013 & DETAILS OF DIRECTORS SEEKING APPOINTMENT/ RE-APPOINTMENT AS REQUIRED UNDER LISTING REGULATIONS AND SECRETARIAL STANDARDS ON GENERAL MEETINGS

### Item No. 2

#### Mr. Vellayan Subbiah (DIN: 01138759)

Mr. Vellayan Subbiah is a Director liable to retire by rotation. In compliance with the requirements of Section 152 of the Companies Act, 2013, Mr. Vellayan Subbiah shall, retire at the 53rd Annual General Meeting and being eligible offers himself for re-appointment.

Mr. Vellayan Subbiah (54) is a Bachelor of Technology in Civil Engineering from IIT, Madras, and holds a Master's Degree in Business Administration from the University of Michigan. He has over 28 years of work experience in consulting, technology manufacturing, and financial services.

Mr. Vellayan Subbiah is the Chairman of Cholamandalam Investment & Finance Co. Ltd., a leading NBFCs in India in the business of Vehicle Finance, Home Loans, SME Loans, etc. Mr. Vellayan worked with McKinsey & Company, USA for six years. His experience at McKinsey spanned across strategic consulting, mergers and acquisitions and operations management. Vellayan also worked with 24/7 Customer Inc., Sundaram Fasteners, and Laserwords in different capacities. He was a recipient of the Extraordinary Entrepreneur of the year – TiECON 2014 Award.

Mr Vellayan Subbiah holds 67035 shares (0.02%) shares in the Company. Details of Directorship in other Companies and Memberships and Chairmanships of the Committees in other Companies are as follows -

Directorships in other companies	Committee Membership
Cholamandalam Investment & Finance Co. Ltd	- Corporate Social Responsibility Committee - Chairman - IT Strategy Committee - Nomination & Remuneration Committee - Business Committee – Chairman
Tube Investments of India Limited	- Shares & Debentures Committee - Loans Committee
CG Power and Industrial Solutions Limited	- Nomination & Remuneration Committee - Risk Management Committee – Chairman
Cholamandalam Financial Holdings Limited	Nil
Ambadi Investments Ltd	Nil
3xper Innoventure Limited	Nil
Cherrytin Online Private Limited	Nil
DOT IOT Technologies Private Limited	Nil
TI Clean Mobility Private Limited	Nil
CG Semi Private Limited	Nil
Mavco Investments Private Limited	Nil

None of the Directors or Key Managerial Personnel or their relatives except Mr. Vellayan Subbiah, are in any way concerned or interested, financially or otherwise, in the Resolution.

The Board recommends the ordinary resolution set out in item no. 2 of the Notice for approval by the members.

### Item No. 3

The Board of Directors of the Company, based on the recommendation of the Nomination and Remuneration Committee had approved the appointment of Ms. Ira Gupta (50 years) (DIN:07517101), as an Additional Non-Executive Independent Director of the Company with effect from April 01, 2024 under Sections 149, 150, 152 and other applicable provisions of the Companies Act, 2013 (the "Act") and the Articles of Association of the Company.

In accordance with the provisions of Section 149 read with Schedule IV of the Act, appointment of Independent Director requires approval of the members of the Company.

The Company has received notice under Section 160 of the Act from a member proposing the candidature of Ms. Ira Gupta for the office of an Independent Director of the Company. The Company has also received from Ms. Gupta (i) consent in writing to act as Director in Form DIR-2 pursuant to Rule 8 of the Companies (Appointment & Qualification of Directors) Rules, 2014, (ii) intimation in Form DIR-8 in terms of the Companies (Appointment & Qualification of Directors) Rules, 2014, to the effect that she is not disqualified under Section 164(1) and 164(2) of the Act, (iii) a declaration to the effect that she meets the criteria of independence as provided under Section 149(6) of the Act and Rules framed thereunder and Regulation 16(1)(b) of the SEBI Listing Regulations, (iv) declaration pursuant to BSE Circular No. LIST/COMP/14/2018-19 dated June 20, 2018 and NSE Circular No. NSE/CML/2018/24 dated June 20, 2018, that she has not been debarred from holding office of a Director by virtue of any Order passed by the Securities and Exchange Board of India or any other such authority.

Further, Ms. Gupta has confirmed that she is not aware of any circumstance or situation which exists or may be reasonably anticipated that could impair or impact her ability to discharge her duties as an Independent Director of the Company. Ms. Gupta has confirmed that she is in compliance with Rules 6(1) and 6(2) of the Companies (Appointment and Qualification of Directors) Rules, 2014, with respect to her registration with the data bank of Independent Directors maintained by the Indian Institute of Corporate Affairs.

Ms. Ira Gupta leads a HR Advisory practice focused on leadership coaching, succession and culture. She brings 27 years of experience as a HR leader and coach and believes in the ability to scale impact for organisations and people through helping leaders achieve their full potential. She has been the CHRO at

Microsoft India and South Asia and led HR functions in organisations that spanned product engineering, development centres, services delivery, consulting, research labs, and sales and marketing in these geographies. Prior to 12 years with Microsoft, she was HR leader at GlaxoSmithKline. She has worked extensively on succession and talent management, leadership coaching and development, organisation transformation and culture across companies engaged in Tech, Pharma and FMCG sectors. She has worked as a Director on the governing bodies of NGOs, Advisory Board member for educational institutions including XLRI and a member of committees at both CII and FICCI.

The nomination and remuneration committee has considered her diverse skills, analysing business problems, adapting to changing business conditions, Talent Management, Devising plans for New Business, Proposing solutions in Business problems, Mentoring Abilities, Critical thinking, Strategic planning, Analytical Decision making, Leading change, Leading people and vast global business experience, among others, as being some of the skills identified by the Board for an Independent Director. In view of the above, the nomination and remuneration committee and the Board are of the view that Ms. Ira Gupta possesses the requisite skills and capabilities, which would be of immense benefit to the Company, and hence, it is desirable to appoint her as an independent director.

In the opinion of the Board, Ms. Ira Gupta is independent of the management.

Ms. Ira Gupta has no shareholding in the Company. She is a member of Nomination and Remuneration Committee and Corporate Social Responsibility Committee of the Company, and she doesn't hold directorship in any other Company. She was Independent Director in KAMA Holdings Limited till February 13, 2024.

The terms and conditions of appointment of Ms. Gupta as an Independent Director is available at [www.srf.com](http://www.srf.com)

Except Ms. Gupta, none of the Directors, Key Managerial Personnel or their relatives are concerned or interested, financial or otherwise, in the Resolution.

Keeping in view her vast experience in the field of people and talent management which can add value to the discussions and deliberations of the Board, her appointment is recommended for approval of the members by way of special Resolution set out in Item No. 3 of the Notice.

#### Item No. 4

The Board of Directors of the Company, based on the recommendation of the Nomination and Remuneration Committee had approved the appointment of Mr. Vineet Agarwal (50 years) (DIN: 00380300), as an Additional Non-Executive Independent Director of the Company with effect from April 01, 2024 under Sections 149, 150, 152 and other applicable provisions of the Companies Act, 2013 (the "Act") and the Articles of Association of the Company.

In accordance with the provisions of Section 149 read with Schedule IV of the Act, appointment of Independent Director requires approval of the members of the Company.

The Company has received notice under Section 160 of the Act from a member proposing the candidature of Mr. Vineet Agarwal for the office of an Independent Director of the Company. The Company has also received from Mr. Agarwal (i) consent in writing to act as Director in Form DIR-2 pursuant to Rule 8 of the Companies (Appointment & Qualification of Directors) Rules, 2014, (ii) intimation in Form DIR-8 in terms of the Companies (Appointment & Qualification of Directors) Rules, 2014, to the effect that he is not disqualified under Section 164(1) and 164(2) of the Act, (iii) a declaration to the effect that he meets the criteria of independence as provided under Section 149(6) of the Act and Rules framed thereunder and Regulation 16(1)(b) of the SEBI Listing Regulations, (iv) declaration pursuant to BSE Circular No. LIST/COMP/14/2018-19 dated June 20, 2018 and NSE Circular No. NSE/CML/2018/24 dated June 20, 2018, that he has not been debarred from holding office of a Director by virtue of any Order passed by the Securities and Exchange Board of India or any other such authority.

Further, Mr. Agarwal has confirmed that he is not aware of any circumstance or situation which exists or may be reasonably anticipated that could impair

or impact his ability to discharge his duties as an Independent Director of the Company. Mr. Agarwal has confirmed that he is in compliance with Rules 6(1) and 6(2) of the Companies (Appointment and Qualification of Directors) Rules, 2014, with respect to his registration with the data bank of Independent Directors maintained by the Indian Institute of Corporate Affairs.

Mr. Vineet Agarwal is the Managing Director of Transport Corporation of India Ltd. which is one of India's largest logistics companies. He graduated from Carnegie Mellon University and the Owner President Management program from Harvard Business School. Mr. Agarwal joined TCI in 1996 as the Executive Director and has held various roles within the Company.

Under his leadership, TCI has adapted to new technologies and work systems to grow from strength to strength. He has been active in transforming the organization towards value-added services in the area of supply chain management and multimodal logistics. Mr. Agarwal has played a pivotal role in orienting TCI to move from being a mere trucking company to evolve itself as one of India's foremost integrated multimodal supply chain solutions provider.

He is ex-President of ASSOCHAM, a leading Chamber of Commerce in India and on the Board of the National Start-up Advisory council. Mr. Agarwal is the Chairman of Transystem Logistics International Limited (a joint venture with Mitsui & Co.) and the Chairman of TCI CONCOR Multimodal Logistics Ltd (a joint venture with CONCOR India Ltd.).

The nomination and remuneration committee has considered his diverse skills, Understanding of relevant laws, rules, regulation and policy, analysing business problems, adapting to changing business conditions, Recommending cost-cutting measures, Recommending Process Improvements, Accounting and finance, Talent Management, Compliance and risk, Devising plans for New Business, Proposing solutions to Business problems, Innovation, Integrity and ethical standards, Mentoring Abilities, Critical thinking, Strategic planning, Entrepreneurial & Commercial Acumen, Analytical Decision making, Customer Centricity, Leading change, Leading people and vast global business experience, among others,

as being some of the skills identified by the Board for an Independent Director. In view of the above, the nomination and remuneration committee and the Board are of the view that Mr. Vineet Agarwal possesses the requisite skills and capabilities, which would be of immense benefit to the Company, and hence, it is desirable to appoint him as an independent director.

In the opinion of the Board, Mr. Agarwal is independent of the management.

Mr. Agarwal has no shareholding in the Company. He is a member of Nomination and Remuneration Committee of the Company.

Directorship in other companies	Committee Membership
Transport Corporation of India Limited	- Risk Management Committee - Share Transfer Committee - Corporate & Restructuring Committee - Executive Authorisation - Chairman
Transystem Logistics International Private Limited	Nil
Loglabs Ventures Private Limited	Nil
TCI Developers Limited	- Audit Committee - Nomination & Remuneration Committee - Stakeholders Relationship Committee - Share Transfer Committee
Somany Ceramics Limited	- Audit Committee - Risk Management Committee
TCI-Concor Multimodal Solutions Private Limited	Nil
Gloxinia Farms Private Limited	Nil
TCI Institute of Logistics	Nil
TCI Express Limited	- Audit Committee - Stakeholders -Relationship Committee - Share Transfer Committee
TCI Cold Chain Solutions Limited	Nil

The terms and conditions of appointment of Mr. Agarwal as an Independent Director is available at [www.srf.com](http://www.srf.com)

Except Mr. Vineet Agarwal, none of the Directors, Key Managerial Personnel or their relatives are concerned or interested, financial or otherwise, in the Resolution.

Keeping in view his vast experience of Mr. Agarwal which can add value to the discussions and deliberations of the Board, his appointment is recommended for approval of the members by way of special Resolution set out in Item No. 4 of the Notice.

#### Item No. 5

As per the provisions of Section 42 of the Companies Act, 2013 read with Companies (Prospectus and allotment of Securities) Rules, 2014, private placement of redeemable, non-convertible debentures requires approval of shareholders by way of special resolution. However, the Company may pass a special resolution once in a year for all the offers or invitation for such debentures during the year.

In order to provide for resources for financing of capital expenditure requirements, re-financing of existing debt, general corporate purposes and such other purposes of the Company as are allowed by the applicable laws, the Company may be required to offer or invite subscription for secured/ unsecured redeemable non-convertible debentures, in one or more series/tranches on private placement.

Pricing of debentures is determined and impacted by general economic conditions and monetary policy, Company specific rating and outlook of the investor on the Company.

None of the Directors/Key Managerial Personnel of the Company/their relatives are, in any way, concerned or interested, financially or otherwise, in the Resolution.

In view of the above, the Board of Directors recommend the Special Resolution set out at Item No. 5 of the Notice for approval of the members authorising the Board to issue redeemable, non-convertible Debentures by private placement for an aggregate

amount not exceeding ₹ 1500 crores, in one or more tranches, during the period of one year from the date of this Annual General Meeting.

#### Item No. 6

The Board, on the recommendation of the Audit Committee, has approved the appointment of the Cost Auditors to conduct audit of the cost records of the Company for the financial year ending March 31, 2025 at the remuneration as provided in the resolution.

In accordance with the provisions of Section 148 of the Act read with the Companies (Audit and Auditors) Rules, 2014, the remuneration payable to the Cost Auditors has to be ratified by the shareholders of the Company.

None of the Directors or Key Managerial Personnel or their relatives are, in any way, concerned or interested, financially or otherwise, in the Resolution.

Both the cost auditors had rendered satisfactory service during their last tenure, therefore the Board of Directors recommend Ordinary Resolution set out at Item No. 6 of the Notice for approval by the members.

#### By Order of the Board of Directors

**Rajat Lakhnpal**

Sr. VP (Corporate Compliance) &

Date : May 07, 2024

Company Secretary

Place : Gurugram

Membership No. ACS 12725

#### SRF Limited

(CIN: L18101DL1970PLC005197)

Regd. Office: The Galleria, DLF Mayur Vihar,

Unit No. 236 & 237, 2nd Floor,

Mayur Place, Mayur Vihar Phase I Extn,

Delhi – 110091

# Board's Report



Dear Members,

Your Directors are pleased to present the 53<sup>rd</sup> Annual Report for the year ended March 31, 2024.

#### Financial Results

Particulars	Standalone		Consolidated	
	2023-24	2022-23	2023-24	2022-23
Revenue from operations	10,786.67	12,073.84	13,138.52	14,870.25
Other income	119.42	106.06	83.02	74.93
<b>Total Income</b>	<b>10,906.09</b>	<b>12,179.90</b>	<b>13,221.54</b>	<b>14,945.18</b>
Profit Before Interest, Depreciation & Tax (PBIDT)	2,509.33	3,300.12	2,667.13	3,604.13
Less: Interest & Finance Charge	235.60	175.82	302.29	204.82
Less: Depreciation and amortisation charge	555.85	468.44	672.62	575.32
Profit Before Tax (PBT)	1,717.88	2,655.86	1,692.22	2,823.99
Less: Provision For Taxation including Deferred Tax Charge	343.85	632.50	356.51	661.65
Profit After Taxation (PAT)	1,374.03	2,023.36	1,335.71	2,162.34
Add: Profit Brought Forward	7,643.98	5,841.95	8,726.97	6,785.77
<b>Total</b>	<b>9018.01</b>	<b>7865.31</b>	<b>10062.68</b>	<b>8948.11</b>

(₹ in Crores)

## Appropriation

(₹ In Crores)

Particulars	Standalone		Consolidated	
	2023-24	2022-23	2023-24	2022-23
Interim dividend on Equity Shares	213.43	213.43	213.43	213.43
Other comprehensive income arising from re-measurement of defined benefit obligation	3.43	7.90	4.73	7.71
Amount transferred to Debenture Redemption Reserve	-	-	-	-
Profit carried to Balance Sheet	8,801.15	7,643.98	9,844.52	8,726.97

## Operations Review

Total revenue from operations of the Company on standalone basis decreased by 10.66 per cent from ₹ 12,073.84 Crores in 2022-23 to ₹ 10,786.67 Crores in 2023-24. The profit before interest, depreciation and tax (PBIDT) including 'other income' on a standalone basis decrease from ₹ 3,300.12 Crores in 2022-23 to ₹ 2,509.33 Crores in 2023-24.

Profit before tax (PBT) from continuing operations on a standalone basis decreased by 35.32 % per cent from ₹ 2,655.86 Crores in 2022-23 to ₹ 1,717.88 Crores in 2023-24. After accounting for the provision for tax of ₹ 343.85 Crores, profit after tax (PAT) on continuing operations on a standalone basis decreased by 32.09 per cent from ₹ 2,023.36 Crores in 2022-23 to ₹ 1,374.03 Crores in 2023-24.

Total revenue from operations of the Company on consolidated basis decreased by 11.65 per cent from ₹ 14,870.25 Crores in 2022-23 to ₹ 13,138.52 Crores in 2023-24. The profit before interest, depreciation and tax (PBIDT) including 'other income' on a consolidated basis decreased from ₹ 3,604.13 Crores in 2022-23 to ₹ 2,667.13 Crores in 2023-24.

Profit before tax (PBT) from continuing operations on a consolidated basis decreased by 40.08 per cent from ₹ 2,823.99 Crores in 2022-23 to ₹ 1,692.22 Crores in 2023-24. After accounting for the provision for tax of ₹ 356.51 Crores, profit after tax (PAT) on continuing operations on a consolidated basis decreased by 38.23 per cent from ₹ 2,162.34 Crores in 2022-23 to ₹ 1,335.71 Crores in 2023-24.

## Equity Dividend

During the year, your Company has paid two interim dividends of ₹ 3.60 per share each amounting to

₹ 213.43 Crores. The Board of Directors of the Company has not recommended any final dividend.

## Transfer to Reserves

In view of the statutory provisions of the Companies Act, 2013 the Board of Directors has decided not to transfer any amount to the reserves consequent to declaration of above Interim dividends.

## Share Capital

During the year, there was no change in the paid-up share capital of the Company. The paid-up share capital of the Company stood at ₹ 296,42,48,250 divided into 29,64,24,825 equity shares of ₹ 10/- each.

## Non-Convertible Debentures

During the year, the Company has not issued any Non-Convertible Debentures.

As per erstwhile Regulation 50B of SEBI (Issue and Listing of Non-Convertible Securities) Regulations, 2021 (NCS Regulations) read with Operational Circular dated August 10, 2021, a large corporate borrower was required to raise a minimum of 25% of their incremental borrowings in a financial year through issuance of debt securities which were to be met over a contiguous block of three years from Financial Year (FY) 2022 onwards. SRF Limited qualified as a large corporate borrower in terms of the said regulations. During FY24 the Company has raised an incremental borrowing of ₹ 200 Crores on March 26, 2024 and compliance with respect to Regulation 50B would have been met in the subsequent financial year.

As per SEBI Circular No. SEBI/HO/DDHS/DDHS-RACPOD1/P/CIR/2023/172 dated October 19, 2023, the Company no longer falls under the definition of a Large Corporate Borrower, Hence the Company is not required to issue any debt securities. The above

explanation is intended to meet the requirements laid down under the Regulation 50B of SEBI read with aforesaid circular.

## Management Discussion and Analysis

A detailed section on the Management Discussion and Analysis forms part of the Annual Report. A review of the Businesses is also given in that section.

## Business Responsibility and Sustainability Report

ESG Report for FY 2023-24 containing the Environment, Social and Governance initiatives taken by the Company during the year forms part of the Annual Report. As stipulated under the Securities and Exchange Board of India (LODR) Regulations, 2015 ("Listing Regulations"), the Business Responsibility Sustainability Report has been prepared for 2023-24 and is presented along with the above ESG Report.

## Subsidiaries, Joint Ventures and Associate companies

As on March 31, 2024, your Company had 8 (eight) wholly owned subsidiary companies out of which 2 (two) wholly owned subsidiary companies are registered in India and remaining 6 (six) are registered outside India. 3 (three) of these are direct wholly owned subsidiaries and rest 5 (five) are step-down wholly owned subsidiaries. The consolidated profit and loss account for the period ended March 31, 2024 includes the profit and loss account for these 8 (eight) wholly owned subsidiaries for the Financial Year ended March 31, 2024.

## These subsidiaries are: -

1. SRF Global B.V. is a wholly owned subsidiary of the Company incorporated in the Netherlands. This entity is an SPV formed for the purpose of holding investments and mobilizing funds for the 5 (five) step-down subsidiaries of the Company.
2. SRF Industries (Thailand) Ltd. (a wholly owned subsidiary of SRF Global BV) is incorporated in Thailand and engaged in the manufacture and distribution of packaging films.
3. SRF Flexipak (South Africa) (Pty) Ltd. (a wholly owned subsidiary of SRF Global BV) is incorporated in South Africa and engaged in manufacture and distribution of packaging films.

4. SRF Industex Belting (Pty) Ltd. (a wholly owned subsidiary of SRF Global BV) is incorporated in South Africa and presently engaged in the business of trading in packaging films in South Africa and other neighbouring countries.
5. SRF Europe Kft (a wholly owned subsidiary of SRF Global BV) is incorporated in Hungary to undertake the manufacture of packaging films in Hungary.
6. SRF Middle East LLC (a wholly owned subsidiary of SRF Global BV) incorporated in UAE during the year. It is engaged in business of trading in refrigerant gases in Middle East.
7. SRF Holiday Home Ltd. is a wholly owned subsidiary of the Company incorporated in India. This company is engaged in the business of acquisition and renting of real estate properties.
8. SRF Altech Limited is a wholly owned subsidiary of the Company incorporated in India. It is engaged in the business of manufacture of Aluminium foil.

The consolidated financial statements of the Company prepared in compliance with applicable Accounting Standards and other applicable laws including all the above subsidiaries duly audited by the statutory auditors are presented in the Annual Report.

No subsidiaries were divested during the year. No company has become/ceased to be a joint venture or associate during the year. A report on performance and financial position of each of the subsidiaries and associates is presented in a separate section in this Annual Report. Please refer (AOC-1) annexed to the financial statements in the Annual Report at page no. 434. The Policy for determining material subsidiaries as approved may be accessed on the Company's website at the link: <https://www.srf.com/wp-content/uploads/2021/04/2019-02-04-SRF-Limited-Policy-on-Material-Subsidiary-Companies.pdf>

The annual accounts of the subsidiary companies will also be kept open for inspection at the registered office of the Company and of respective subsidiary companies. Further, the annual accounts of the

subsidiaries are also available on the website of the Company viz. [www.srf.com](http://www.srf.com)

### Directors & Key Managerial Personnel

During the year, the Members of the Company at the 52nd Annual General Meeting held on June 30 2023, had re-appointed Ms. Bharti Gupta Ramola as Independent Director of the Company for a further period of 5 years w.e.f. February 04, 2024 and Mr. Puneet Yadu Dalmia & Mr. Yash Gupta as Independent Directors of the Company for a further period of 5 years each w.e.f. April 1, 2024.

Mr. Lakshman Lakshminarayan (DIN: 00012554) and Mr. Tejpreet S Chopra (DIN: 00317683) completed their second term as Independent Directors on the closing of business hours of March 31, 2024 and accordingly ceased to be Independent Directors and Members of the Board of Directors of the Company. The Board of Directors place on record their deep appreciation for the wisdom, knowledge and guidance provided by Mr. Lakshman Lakshminarayan and Mr. Tejpreet S Chopra during their tenure.

Mr. Vellayan Subbiah, Director (DIN: 01138759), is retiring by rotation and being eligible, offers himself for re-appointment.

The Board on the recommendation of Nomination and Remuneration Committee has recommended the proposals for appointment of Mr. Vineet Agarwal (DIN: 00380300) and Ms. Ira Gupta (DIN: 07517101) as Independent Directors for a period of 5 years each w.e.f. April 1, 2024 for approval of the shareholders through special resolution(s) at the forthcoming Annual General Meeting.

Brief resume of the Directors who are proposed to be appointed/reappointed is furnished in the explanatory statement to the notice of the ensuing Annual General Meeting.

The Board confirms that independent directors appointed during the year possess the desired integrity, expertise and experience. They are also independent of the management. The Independent Directors of the Company have confirmed that they have enrolled themselves in the Independent Directors' Databank maintained with the Indian Institute of Corporate

Affairs ('IICA') in terms of Section 150 of the Act read with Rule 6 of the Companies (Appointment & Qualification of Directors) Rules, 2014. Some of the Directors are exempt from the requirement to undertake the online proficiency self-assessment test conducted by IICA and the remaining have cleared the Online Proficiency Test as prescribed under Companies (Appointment and Qualifications of Directors) Rules, 2014 as amended.

All the Independent Director(s) have submitted the declaration of meeting the criteria for independence as provided in Section 149(6) of the Companies Act, 2013 and rules applicable thereunder and as per the SEBI Regulations.

In accordance with the requirements of the Companies Act and the Listing Regulations, the Company has formulated a Nomination, Appointment and Remuneration Policy. A copy of the Policy is enclosed as Annexure I and on the website of the Company at the link: <https://www.srf.com/investors/corporate-governance/>

In accordance with the aforesaid Policy, the Nomination and Remuneration Committee evaluates the performance of the Executive Directors, Non-Independent non-executive Director and Independent Directors based on the criteria more particularly described in the enclosed Nomination, Appointment and Remuneration policy. Board evaluates, its own performance, performance of the Chairman and the performance of its Committees on the criteria more particularly described in the said policy.

The details of programmes for familiarisation of Independent Directors with the Company, their roles, rights, responsibilities in the Company, nature of the industry in which the Company operates, business model of the Company and related matters are put up on the website of the Company at the link <https://www.srf.com/wp-content/uploads/2023/04/Familiarisation-programme-for-Independent-Directors.pdf>

During the year 2023-24, Five meetings of the Board of Directors were held. For further details, please refer to report on Corporate Governance on page no. 196 of this Annual Report.

### Directors' Responsibility Statement

Pursuant to the requirements of Section 134(3)(c) of the Companies Act, 2013, it is hereby confirmed that:

- in the preparation of the annual accounts, the applicable accounting standards had been followed along with proper explanation relating to material departures;
- the directors had selected such accounting policies and applied them consistently and made judgments and estimates that are reasonable and prudent so as to give a true and fair view of the state of affairs of the company at the end of the financial year and of the profit and loss of the company for that period;
- the directors had taken proper and sufficient care for the maintenance of adequate accounting records in accordance with the provisions of this Act for safeguarding the assets of the company and for preventing and detecting fraud and other irregularities;
- the directors had prepared the annual accounts on a going concern basis;
- the directors had laid down internal financial controls to be followed by the company and that such internal financial controls are adequate and were operating effectively ; and
- the directors had devised proper systems to ensure compliance with the provisions of all applicable laws and that such systems were adequate and operating effectively.

### Contracts and Arrangements with Related Parties

All contracts/ arrangements/ transactions entered by the Company during the financial year with related parties were in the ordinary course of business and on an arms' length basis or as approved by the Audit Committee /Board in accordance with the requirements of the Companies Act and Listing regulations. These contracts/ arrangements/ transactions were entered in accordance with the Transfer Pricing Policy/ basis approved by the Audit Committee and/or in accordance with the Omnibus approval of the Audit Committee. During the year, the Company had not

entered into any contract/ arrangement/ transaction with related parties which could be considered material in accordance with the Policy on Materiality of Related Party Transactions. Accordingly, the disclosure of related party transactions as required under Section 134(3)(h) of the Companies Act, 2013 ('the Act') in Form No. AOC-2 is not applicable to the Company for FY 2023-24 and hence the same is not provided.

Your Directors draw attention of the members to Note 32 to the notes to accounts forming part of the financial statements which sets out related party transaction disclosures.

### Particulars of Loans given, Investments made, Guarantees given and Securities provided

Particulars of loans given, investments made, guarantees given and securities provided alongwith the purpose for which the loan or guarantee or security was proposed to be utilised by the recipient are provided in the standalone financial statement (Please refer to Note 40(d) of Additional Disclosures forming part of the standalone financial statement).

### Corporate Social Responsibility (CSR)

As per the requirements of the Companies Act, 2013, the Company has a Corporate Social Responsibility Committee comprising of Mr. Kartik Bharat Ram, (Chairman of the Committee), Mr. Yash Gupta, Mr. Lakshman Lakshminarayan, (ceased on March 31, 2024), and Ms. Ira Gupta, Independent Director (w.e.f. April 1, 2024) as other members.

The Corporate Social Responsibility Committee has formulated and recommended to the Board, a Corporate Social Responsibility Policy (CSR Policy) indicating the projects to be undertaken by the Company, which has been approved by the Board.

The CSR Policy may be accessed on the Company's website at the link <https://www.srf.com/wp-content/uploads/2023/05/SRF-Corporate-Social-Responsibility-policy-08-05-2023.pdf>

As per the requirements of section 135 (5) of the Companies Act 2013, the CSR Obligation for FY 2023-24 was ₹ 41.04 Crores. The Board upon recommendations of CSR Committee approved the

Annual CSR budget of ₹ 41.04 Crores for the financial year 2023-24 to be spent in accordance with the Annual Plan, as amended, recommended by the CSR Committee and approved by the Board. Out of the said budget, an amount of ₹ 31.50 Crores was spent during the year and an amount of ₹ 9.51 Crores which has been allocated to ongoing projects has been transferred to SRF Limited-Unspent CSR Account-2023-24 which will be spent on those projects during the next three financial years. A credit of ₹ 0.03 Crores (appx) has been availed out of the carried forward credit from the previous three years of excess CSR spent over and above the CSR obligation for one or more of those financial years.

Annual Report on CSR activities for financial year 2023-24 is annexed herewith as Annexure II.

### Risk Management

The company has a well-established risk management framework to identify, assess and frame a response to threats that can affect its business objectives and stakeholder. The risk management process consists of risk identification, risk assessment, risk prioritization, risk treatment or mitigation, risk monitoring and documenting the new risks.

The risks identified by the company are broadly fall into the following categories viz. strategic risks, operational risks, regulatory risks, financial and reporting risks, IT & Cyber risks, sectoral risks, and sustainability including ESG Risk.

Further, to oversee key risks and assist in efficient management of risk management process, the Board has constituted a Risk Management Committee consisting of Mr. Ashish Bharat Ram as Chairman, Mr. Kartik Bharat Ram and Ms. Bharti Gupta Ramola as members of the Committee. In the opinion of your Board, none of the risks which have been identified may threaten the existence of the Company.

### Internal Financial Controls

The Company believes that Internal Control is a necessary concomitant of the principle of Governance and remains committed to ensuring an effective Internal Control environment that provides assurance to the Board of Directors, Audit Committee, and the management that there is a structured system of:

- close and active supervision by the Audit Committee
- business planning and review of goals achieved
- evaluating & managing risks
- policies and procedures adopted for ensuring orderly Financial Reporting
- timely preparation of reliable Financial Information
- accuracy and completeness of the Accounting Records
- ensuring legal and regulatory compliance
- protecting company's assets
- prevention and detection of fraud and error
- validation of IT Security Controls

Interrelated control systems, covering all financial and operating functions, assure fulfilment of these objectives.

Significant features of these control systems include:

- the planning system that ensures drawing up of challenging goals and formulation of detailed strategies and action plans for achieving these goals.
- the risk assessment system that accounts for all likely threats to the achievement of the plans and draws up contingency plans to mitigate them.
- the review systems track the progress of the plan and ensure that timely remedial measures are taken, to minimise deviations from the plan.

The Company uses Enterprise Resource Planning (ERP) supported by in-built controls that ensures reliable and timely financial reporting. Well-established & robust internal audit processes both at the Corporate and Business levels continuously monitor the adequacy and effectiveness of the Internal Controls and status of compliance with operating systems, internal policies, and regulatory requirements. All Internal Audit findings and control systems are periodically reviewed by the Audit Committee of the Board of Directors, which provides strategic guidance on Internal Controls.

The Company also has a robust & comprehensive framework of Control Self-Assessment (CSA) which continuously verifies compliance with laid down policies & procedures and help plug control gaps, CSA comprises Automated and Manual Controls. CSA Assurance Testing completes the control compliance loop. In addition to this, Compliance Manager (CM) a facilitating tool sends pre-emptive alert to meet specific calendared regulatory deadlines in the company.

### Listing of Equity Shares

SRF's equity shares are listed at the BSE Ltd. and the National Stock Exchange of India Ltd.

### SRF Limited Long term Share based Incentives Plan, 2018

During the year, no equity shares were allotted under Part B- SRF ESPS, 2018 of the SRF Long Term Share Incentive Plan, 2018 to an eligible employee. There has been no change in the said Plan which was approved by the shareholders through postal ballot dated February 26, 2018. The said Plan is in compliance with the Securities and Exchange Board of India (Share Based Employee Benefits and Sweat Equity) Regulations, 2021. The disclosures prescribed under the said Regulations are given below:

- In terms of the "Guidance Note on accounting for employee share based payments" issued by ICAI and Ind AS 102, note no. 34 on Employee Share Based Payments forms part of the notes to standalone annual accounts appearing on page no. 301 of the Annual Report 2023-24. Note No. 1.B.16 forming part of the Accounting Policies which refers to this is also appearing on page no. 248 of the Annual Report 2023-24. The same are also reproduced in the "Investors Section" of the website ([www.srf.com](http://www.srf.com)). The weblink for the same is <https://www.srf.com/investors/corporate-governance/>
- During financial year 2018-19, 2021-22 and 2022-23 shares under Part B- SRF ESPS, 2018 of the SRF Long Term Share Incentive Plan, 2018 were issued directly to the eligible employees as decided by the Board/Nomination and Remuneration Committee of the Company. Basic and diluted EPS for 2023-24 was ₹ 46.35 per Share.

- Other Disclosures mandated by the said circular are given in Annexure III.

Certificate from the Sanjay Grover & Associates, Company Secretaries, Secretarial Auditors of the Company dated May 07, 2024 that SRF Limited Employees Long term Share Based Incentive Plan, 2018 has been implemented in accordance with these regulations and in accordance with the special resolution approved by the shareholders through postal ballot, result of which was declared on March 26, 2018 shall be placed in the forthcoming Annual general meeting.

### Dividend Distribution Policy

In compliance with the Listing Regulations, your Board had formulated a Dividend Distribution Policy. A copy of the said policy is available on the website of the Company at <https://www.srf.com/wp-content/uploads/2020/11/Dividend-Distribution-Policy.pdf>

### Corporate Governance

Certificate of the auditors of your Company regarding compliance of the conditions of corporate governance as stipulated in regulation 34(3) of the Securities and Exchange Board of India (Listing Obligations and Disclosure Requirements) Regulations, 2015 is attached to the report as Annexure IV.

In compliance with the requirements of the regulation 17(8) of the aforesaid regulations, a certificate from Chairman and Managing Director and President & CFO was placed before the Board.

All Board members and Corporate Leadership Team (CLT) have affirmed compliance with the Code of Conduct for Board and Senior Management Personnel. A declaration to this effect duly signed by the Chairman and Managing Director is enclosed as a part of the Corporate Governance Report. A copy of the Code is also placed at the website of the Company at <https://www.srf.com/wp-content/uploads/2020/11/Code-of-Conduct-for-Directors-and-Senior-Management-Personnel.pdf>

### Consolidated Financial Statement

The consolidated financial statements of the Company have been prepared in accordance with the Indian Accounting Standards (Ind AS) to comply with the Accounting Standards specified under Section 133

of the Companies Act, 2013, read with Companies (Indian Accounting Standards) Rules, 2015 and other relevant amendments issued thereafter of the Act.

### Audit Committee

As on date, the Audit Committee comprises of Independent Directors namely, Ms. Bharti Gupta Ramola (Chairperson of the Committee), Mr. Raj Kumar Jain and Mr. Yash Gupta as other members. All the recommendations made by the Audit Committee were accepted by the Board. Mr. Lakshman Lakshminarayan ceased to be the Chairman of Audit Committee w.e.f closing of business hours of 31st March 2024 and Mr. Yash Gupta was appointed as a member w.e.f April 01, 2024.

### Accounts and Audit

M/s B S R & Co. LLP, Chartered Accountants (Registration No. 101248W/W-100022) were re-appointed as Statutory Auditors for 5 years in 52nd annual general meeting to hold office from the conclusion of 52nd Annual General Meeting until the conclusion of 57th annual general meeting.

The observations of the auditors are explained wherever necessary in appropriate notes to the accounts. The Auditors Report does not contain any qualification, reservation, adverse remark or disclaimer.

### Vigil Mechanism

In compliance with the provisions of the Companies Act, 2013 and Listing Regulations, the company has established a vigil mechanism for directors, employees and other stakeholders to report concerns about unethical behaviour, actual or suspected fraud or violation of the company's code of conduct.

The Vigil Mechanism of the Company consists of Code of Conduct for employees, Policy against sexual harassment, Whistleblower Policy, Code of Conduct to Regulate, Monitor and Report Trading by Insiders and Code of Conduct for Directors and Sr. Management Personnel. These taken together constitute the vigil mechanism through which Directors, employees and other stakeholders can voice their concerns. The Whistle blower Policy, Code of Conduct to Regulate, Monitor and Report Trading by Insiders and Code of Conduct for Directors and Sr. Management Personnel can be accessed on the Company's website at the link: <https://www.srf.com/investors/corporate-governance/>

### Cost Audit

Pursuant to various circulars issued by Ministry of Corporate Affairs, the Company is required to maintain cost records for all the products being manufactured by it and get the same audited by a cost auditor.

M/s. H. Tara & Co., Cost Accountants, was appointed to conduct cost audit of the accounts maintained by the Company for the financial year 2024-25 in respect of all the relevant product groups of Technical Textiles Business and other Businesses of the Company.

M/s. Sanjay Gupta & Associates, Cost Accountant, was appointed to conduct cost audit of the accounts maintained by the Company for the financial year 2024-25 in respect of all the relevant product groups of Chemicals Business and Packaging Films Business of the Company.

M/s. Sanjay Gupta & Associates, Cost Accountant was nominated as the Company's Lead Cost Auditor.

The remuneration of the cost auditors for financial year 2024-25 is subject to ratification by the shareholders. Accordingly a suitable item has been included in the notice of the ensuing annual general meeting.

The Cost Audit reports for audit of the said products for the financial year 2022-23, conducted by M/s. H. Tara, Cost Accountants (M. No. 17321) and M/s Sanjay Gupta & Associates, Cost Accountants (M. No. 18672), have been filed with the Ministry of Corporate Affairs on August 17, 2023. The due date for filing was August 23, 2023.

### Secretarial Auditor

The Board has appointed M/s Sanjay Grover & Associates, Practising Company Secretary, to conduct Secretarial Audit for the financial year 2023-24. The Secretarial Audit Report for the financial year ended March 31, 2024 is annexed herewith as Annexure V to this Report. The Secretarial Audit Report does not contain any qualification, reservation or adverse remark.

Further, Secretarial Compliance Report dated May 3, 2024 issued as per regulation 24A of SEBI (Listing Obligation and Disclosure Requirements) Regulations 2015 was given by M/s Sanjay Grover & Associates,

Practising Company Secretary which was submitted to Stock Exchanges.

### Reporting of Fraud

During the year under review, the Statutory Auditors, Cost Auditors and Secretarial Auditors have not reported any instances of frauds committed in the Company by its officers or employees, to the Audit Committee under Section 143(12) of the Act details of which need to be mentioned in this Report.

### Personnel

The statement containing names of top ten employees in terms of remuneration drawn and the particulars of employees as required under section 197 (12) of the Act read with Rule 5(2) of the Companies (Appointment and Remuneration of Managerial Personnel) Rules, 2014, is provided in a separate annexure forming part of this report. Further, the report and the accounts are being sent to the members excluding the aforesaid annexure. In terms of Section 136 of the Act, the said Annexure is open for inspection at the registered office of the Company during business hours on working days upto the date of ensuing Annual general meeting. Any shareholder interested in obtaining a copy of the same may write to the Company Secretary at cs@srf.com

Disclosures pertaining to remuneration and other details as required under Section 197(12) of the Act read with Rule 5(1) of the Companies (Appointment and Remuneration of Managerial Personnel) Rules, 2014 are provided in Annexure VI.

### Conservation of Energy, Technology Absorption, Foreign Exchange Earnings & Outgo

The details as required under the Companies (Accounts) Rules, 2014 are given as Annexure VII to the Directors' report.

### Annual Return

The Annual Return (MGT-7) of the Company as on 31.03.2024 is available on the following web link: <https://www.srf.com/investors/corporate-governance/>

### Industrial Relations

The Company continued to generally maintain harmonious and cordial relations with its workers in all its businesses.

### Secretarial Standards

Applicable Secretarial Standards, i.e. SS-1 SS-2 and SS-3, relating to 'Meeting of the Board of Directors' 'General Meetings' and 'Dividend' respectively, have been duly followed by the Company.

### General

Your Directors state that no disclosure or reporting is required in respect of the following items as there was no transactions on these items during the year under review :-

1. Details relating to deposits covered under Chapter V of the Companies Act, 2013.
2. Neither the Chairman and Managing Director/ Joint Managing Director nor Whole-time Director received any remuneration or commission from any of the Company's subsidiaries.
3. No significant or material orders were passed by the Regulators or Courts or Tribunals which impact the going concern status and Company's operations in future.

As per the requirement of The Sexual Harassment of Women at Workplace (Prevention, Prohibition & Redressal) Act, 2013 ('Act') and Rules made thereunder, your Company has constituted Internal Complaints Committees (ICC). During the year, no complaints were received.

### Acknowledgements

Your Directors acknowledge with gratitude the co-operation and assistance received from various agencies of the Central Government and the Governments of Madhya Pradesh, Rajasthan, Tamil Nadu, Gujarat and Uttarakhand, financial institutions and banks. Your Directors thank the shareholders for their continued support. Your Directors also place on record their appreciation of the contribution made by employees at all levels.

**For and on Behalf of the Board**

**Ashish Bharat Ram**

Date: May 07, 2024 Chairman & Managing Director  
Place: Gurugram (DIN – 00671567)



# Annexure I to Board's Report

## Nomination, Appointment and Remuneration Policy

### A. Introduction

This Policy on Nomination, Appointment and Remuneration of Directors, Key Managerial Personnel, Senior Management Personnel and Other Employees has been formulated and amended from time to time in accordance with the provisions of Section 178 of the Companies Act, 2013 (the Act) and the Listing Regulations by the Nomination and Remuneration Committee of the Directors of the Company.

### B. Definitions

Directors :	Directors (other than Managing Director(s) and Whole-time Director(s)) appointed under the provisions of the Companies Act, 2013 and rules made thereunder.
Key Managerial Personnel	Managing Director(s), Whole-time Director(s), Chief Executive Officers of the businesses of the Company reporting to the Managing Director, Chief Financial Officer and Company Secretary.
Senior Management Personnel	Members of the Corporate Leadership Team of the Company (excluding Executive Directors), Chief Financial Officer and Company Secretary
Other Employees	Employees other than Key Managerial Personnel and Senior Management Personnel.

The terms "He" or "his" as mentioned in this Policy includes any gender.

### C. Terms of Reference

The Board of Directors of the Company at its meeting held on 9th May, 2014 reconstituted the existing Remuneration Committee of Directors as "Nomination and Remuneration Committee" of Directors (the Committee). The terms of reference the Committee are as follows :-

- Formulation of the criteria for determining qualifications, positive attributes and independence of a director.
- Formulation of criteria for evaluation of performance of Independent Directors and the Board.
- Devising a policy on Board diversity.
- Formulation of policies for remuneration to Directors, Key Managerial Personnel, Sr. Management Personnel and Other Employees.
- Identification and recommendation to Board of persons who are qualified to become Directors, Key Managerial Personnel and Sr. Management Personnel in accordance with the criteria laid down.

- Recommend to the Board on appointment and removal of Directors, Key Managerial Personnel and Sr. Management Personnel.
- Evaluation of the performance of Directors (other than independent directors).
- Evaluation of the performance of independent directors and make recommendations to Board.
- To oversee succession planning for Board of Directors, Key Managerial Personnel and Senior Management Personnel.
- Formulation of criteria for making payment to non-executive Directors.
- Recommend to the board, all remuneration, in whatever form, payable to senior management.

### D. Criteria for recommending a person to become Director

The Committee shall take into consideration the following criteria of qualification, positive attributes and independence for recommending to the Board for appointment of a Director:-

### 1. Qualification & Experience

The incumbent shall possess appropriate skills, experience and knowledge in one or more fields of finance, law, management, sales & marketing, operations, research, corporate governance, education, community service or other disciplines.

### 2. Attributes/Qualities

The incumbent Director shall possess one or more of the following attributes/qualities :-

Industry knowledge/experience	Technical skills/experience	Behavioural Competencies
a) Consulting Experience	a) Accounting and finance	a) Integrity and ethical standards
b) Manufacturing Industry experience	b) Industrial Engineers	b) Mentoring abilities
c) Understanding of relevant laws, rules, regulation and policy	c) Talent Management	c) Critical thinking
d) Analyzing Business Problems	d) Compliance and risk	d) Strategic Planning
e) Adapting to changing Business Conditions	e) Devising plans for New Business	e) Entrepreneurial & Commercial Acumen
f) Recommending cost-cutting measures	f) Proposing solutions to Business Problems	f) Analytical Decision Making
g) Recommending Process Improvements	g) Innovation	g) Customer Centricity
		h) Leading Change
		i) Leading People

3. In case the proposed appointee is an Independent Director, he should fulfill the criteria for appointment as Independent Director as per the provisions of the Act, Listing Regulations and other applicable laws and regulations.

The Committee / Board shall inter alia, consider level of remuneration /commission payable by other comparable companies, time devoted, experience, providing guidance on strategic matters and such other factors as it may deem fit.

4. The incumbent should not be disqualified for appointment as a Director pursuant to the provisions of the Act or other applicable laws & regulations.

### F. Evaluation

Performance evaluation of Executive Directors, Non-executive & Non Independent Directors, Independent Directors, Board as a whole, Board Committees and their members and Chairman shall be carried out in following manner:

a) **Performance evaluation of all individual Directors:** It shall be done annually by the Nomination and Remuneration Committee (NRC) as per the structure of performance evaluation (as per Annexure I & II & III). The outcome of the evaluation shall be shared by the Chairman of NRC with the Board.

b) **Performance evaluation of Independent Directors:** It shall be done, annually and at the time of their re-appointment, by NRC for recommending to the Board whether to extend or continue the term of appointment of independent

### E. Directors' Remuneration

The Committee will approve the fixed remuneration to Executive Directors subject to the provisions of the Act, Listing Regulations and other applicable laws & regulations. Commission to the Executive Directors, if any, will be recommended by the Committee to the Board for approval. The Committee/Board shall periodically review the remuneration of such Directors in relation to other comparable companies and other factors like performance of the Company etc. as deemed appropriate.

The Committee will recommend to the Board appropriate fees / commission to the non-executive directors for its approval.

directors. Based upon the recommendations of the NRC, the Board of Directors shall decide to continue their appointment or consider them for reappointment.

The performance evaluation of independent directors, in addition to feedback received from NRC, shall be done by the entire Board of Directors, excluding the director being evaluated as per the structure of performance evaluation (as per Annexure II).

**c) Performance evaluation of Non-Executive & Non-Independent Directors:** It shall be done annually by NRC for recommending to the Board whether to extend or continue the term of appointment of non-executive & non-independent Directors.

The performance evaluation of Non-Executive & Non-Independent directors, in addition to feedback received from NRC, shall be done by the entire Board of Directors, excluding the director being evaluated as per the structure of performance evaluation (as per Annexure III).

**d) Performance evaluation of the Board of Directors:** Board shall evaluate its own performance on criteria as specified in annexure IV.

**e) Performance evaluation of Board Committees:** The Board shall review the performance of all its committees annually on criteria for evaluation as specified in annexure V.

**f) Performance evaluation of Chairman:** The Board shall review the performance of Chairman annually on criteria for evaluation as specified in annexure VI.

**g) Performance evaluation by independent directors at their separate meeting:** The Independent Directors in their separate meeting shall review performance of non-independent directors, Board as a whole, the Chairman

of the company, taking into account the views of executive directors and non-executive directors.

The Chairman of meeting of Independent Directors or one selected by independent Directors shall share outcome of their abovementioned evaluations with the Chairman of the Board.

Chairman of the Board shall be responsible for giving feedback as and when required as a result of performance evaluation above and guide on preparation of a suitable action plan, if required.

#### G. Board Diversity

The Committee will review from time to time Board diversity to bring in professional experience in different areas of operations, transparency, corporate governance, financial management, risk assessment & mitigation strategy, education, community service and human resource management in the Company. The Committee will keep succession planning and Board diversity in mind in recommending any new name of Director for appointment to the Board.

#### H. Eligibility criteria & Remuneration of Key Managerial Personnel, Senior Management Personnel and Other Employees

The eligibility criteria for appointment of Key Managerial Personnel, Senior Management Personnel and Other Employees shall be in accordance with the job description of the relevant position.

In particular, the position of Key Managerial Personnel should be filled by senior personnel having relevant qualifications and experience.

#### Remuneration Structure

##### i) Key Managerial Personnel and Senior Management Personnel

The remuneration structure for Key Managerial Personnel and Senior Management Personnel shall be decided taking into account factors such as level of experience, qualification, performance and suitability which shall be

reasonable and sufficient to attract, retain and motivate them.

Nomination and Remuneration Committee shall recommend to the Board the remuneration/remuneration structure for senior management personnel every year.

##### ii) Other Employees

The remuneration for the Other Employees is determined on the basis of the role and position of the individual employee, including professional experience, responsibility, job complexity and market conditions and his/her last drawn remuneration in the previous organization.

The various remuneration components, basic salary, allowances, perquisites etc. may be combined to ensure an appropriate and balanced remuneration package.

The annual increments to the remuneration paid to the employees shall be determined based on the appraisal carried out by the respective reporting managers/HODs of various departments as ratified by Business Leadership Teams/Corporate Leadership

Team (as applicable). Decision on Annual Increments shall be made on the basis of this appraisal. The remuneration would be benchmarked intermittently with a basket of identified companies comparable to SRF.

At the same time, the increments are largely fixed for Bands. In case, a specific correction is to be brought about for a particular employee or group of employees, rationalization on a one time basis may also be carried out.

The remuneration may consist of fixed and incentive pay/retention bonus reflecting short and long-term performance objectives appropriate to the working of the Company and its goals.

The aforesaid Key Managerial Personnel, Senior Management Personnel and Other Employees may also be provided any facility, perquisites, commission, accommodation, interest free loans or loans at concessional rate in accordance with the policies framed for them or any category thereof.

However loan to the Directors who are KMPs shall be governed by such approvals as may be required by the Companies Act, 2013.

# 2010



## Laminated Fabrics

We set up the Laminated Fabrics Business in 2010 with the commencement of our plant at Kashipur, India. The business delivers quality solutions to the printing, advertising & signage industry.

**Annexure - I**

**Performance Evaluation of Executive Directors**

**Name of Director :**

**Type of Directorship : Executive Director**

Assessment of the following Roles/Attributes as performed by or observed in the Director whose performance is under evaluation:

Please rate each criteria on the scale of 1 (Poor) - 5 (Excellent)

	(1 – Poor)	(2-Fair)	(3-Good)	(4-Very Good)	(5-Excellent)
<b>S. No.</b>	<b>Particulars/Role/Attribute</b>				<b>Rating (1,2, 3,4,5)</b>
1.	Attendance and participation in meetings of the Board of Directors and of the Board Committees				
2.	Advises Board on implementation of good corporate governance practices				
3.	Exercised his/her duties with integrity, due care, skill and diligence				
4.	Acted in good faith and in the best interests of the Company towards promotion of interest of the stakeholders				
5.	Conduct in compliance with the policies of the Company viz. Code of Conduct, Code of Conduct for Prevention of Insider Trading, Whistle blower Policy etc.)				
6.	Ensures compliance with applicable laws/ statutory obligations in the functioning of the Company				
7.	Enhances Brand Equity				
8.	Encourages new initiatives/expansion/innovation				
9.	Encourages adherence to the principles of Quality, Cost, Delivery and safety (QCDS)				
10.	Resolves Investor complaints				
11.	Ensures talent retention				
12.	Encourages awards & recognitions				
13.	Overall Performance (Remarks)				

Name of Director : .....

Signature : .....

Date & Place : .....

**Annexure - II**

**Performance Evaluation of Independent Directors**

**Name of Director :**

**Type of Directorship : Independent Director**

Assessment of the following Roles/Attributes as performed by or observed in the Director whose performance is under evaluation:

Please rate each criteria on the scale of 1 (Poor) - 5 (Excellent)

	(1 – Poor)	(2-Fair)	(3-Good)	(4-Very Good)	(5-Excellent)
<b>S. No.</b>	<b>Particulars/Role/Attribute</b>				<b>Rating (1,2, 3,4,5)</b>
1.	Attendance and participation in meetings of the Board of Directors and of the Board Committees				
2.	Independent Directors have sufficient knowledge of Company strategy and objective and can monitor performance.				
3.	Advises on implementation of good corporate governance practices. Whether knowledge and experience of the Independent				
4.	Directors have been adequately and productively used for the functioning of Board.				
5.	Independent Directors make efforts for professional development to enable better fulfilment of their responsibilities.				
6.	Independent in judgement and actions				
7.	Exercised his/her duties with integrity, due care, skill and diligence				
8.	Acted in good faith and in the best interests of the Company towards promotion of interest of the stakeholders				
9.	Conduct in compliance with the policies of the Company viz. Code of Conduct, Code of Conduct for Prevention of Insider Trading, Whistle blower Policy etc.)				
10.	Fulfilment of the independence criteria as specified in Listing Regulations and other applicable laws and their independence from the management				
11.	Overall Performance (Remarks)				

Name of Director : .....

Signature : .....

Date & Place : .....

**Annexure - III**

**Performance Evaluation of Non-executive & Non-Independent Directors**

Name of Director :

Type of Directorship : **Non- Executive & Non-Independent Director**

Assessment of the following Roles/Attributes as performed by or observed in the Director whose performance is under evaluation:

Please rate each criteria on the scale of 1 (poor) - 5 (Excellent)

	(1 – Poor)	(2-Fair)	(3-Good)	(4-Very Good)	(5-Excellent)
<b>S. Particulars/Role/Attribute No.</b>					<b>Rating (1,2, 3,4,5)</b>
1. Attendance and participation in meetings of the Board of Directors and of the Board Committees					
2. Non-Executive & Non-Independent Directors have sufficient knowledge of Company strategy and objective and can monitor performance.					
3. Advises on implementation of good corporate governance practices.					
4. Whether knowledge and experience of the Non-Executive & Non-Independent Directors have been adequately and productively used for the functioning of Board.					
5. Non-Executive & Non-Independent Directors make efforts for professional development to enable better fulfilment of their responsibilities.					
6. Exercised his/her duties with integrity, due care, skill and diligence					
7. Acted in good faith and in the best interests of the Company towards promotion of interest of the stakeholders					
8. Conduct in compliance with the policies of the Company viz. Code of Conduct, Code of Conduct for Prevention of Insider Trading, Whistle blower Policy etc.)					
9. Overall Performance (Remarks)					

Name of Director : .....

Signature : .....

Date & Place : .....

**Annexure - IV**

**Performance Evaluation of the Board**

**Assessment of the following Roles/Attributes as observed in the Board as a whole:**

Please rate each criteria on the scale of 1 (Poor) - 5 (Excellent)

	(1 – Poor)	(2-Fair)	(3-Good)	(4-Very Good)	(5-Excellent)
<b>S. Particulars/Role/Attribute No.</b>					<b>Rating (1,2, 3,4,5)</b>
<b>Composition and Quality</b>					
1. The Company has Diverse Board.					
2. The Board monitors compliance with corporate governance norms and other laws applicable to the Company.					
<b>Understanding Business including Risks</b>					
3. The Company's management and internal control system is periodically reviewed for appropriateness and relevance.					
<b>Process and Procedure</b>					
4. The structure and content of the Board meeting agendas are appropriate.					
5. Board meetings are conducted effectively, with sufficient time spent on significant or emerging points.					
6. The agenda and related information are circulated in advance of the meetings to allow Board members sufficient time to study and understand the information.					
<b>Oversight of Financial Reporting process including Internal Controls and Audit Functions</b>					
7. The Board considers the quality and appropriateness of financial accounting and reporting including transparency of disclosures.					
8. The Board appropriately considers the suggestions from the Audit Committee, internal audit reports, management's responses, risk framework and steps toward improvement.					
9. The Board through Audit Committee reviews material related party transactions.					
<b>Ethics and Compliance</b>					
10. The Board is fully aware of the Company's code of conduct and has a well-developed sense of ethics.					
<b>Monitoring Activities</b>					
11. An annual performance evaluation of the Board is conducted and any matters that require follow-up are resolved and presented to the Board.					
12. Overall Performance (Remarks)					

Name of Director : .....

Signature : .....

Date & Place : .....

### Annexure - V

#### Performance Evaluation of the Committees

Assessment of the following Roles/Attributes as observed in the Committees:

Please rate each criteria on the scale of 1 (Poor) - 5 (Excellent)

	(1 – Poor)	(2-Fair)	(3-Good)	(4-Very Good)	(5-Excellent)
<b>S. No.</b>	<b>Particulars/Role/Attribute</b>				<b>Rating (1,2, 3,4,5)</b>
1.	The Committee(s) composition is/ are appropriate				
2.	The Committee(s) has/ have a defined agenda.				
3.	Members of the Committee(s) receive agenda in sufficient time which permits them to effectively consider issues to be dealt with.				
4.	The mandate of the Board to the Committee(s) of all matters are clear and adequate.				
5.	The Committee(s) allocate(s) the right amount of time for its discussions.				
6.	The minutes of the Committee(s) are placed before the Board on a regular basis.				
7.	Appropriate internal and external support or resources are available to the Committee(s).				
8.	Overall Performance (Remarks)				

Name of Director : .....

Signature : .....

Date & Place : .....

## 2011



### Coated Fabrics, Gummidipoondi Plant

The Gummidipoondi plant is equipped with world class facilities for manufacturing yarn, weaving and coating and is fully integrated for manufacture of coated fabrics with PVC formulation.

### Annexure - VI

#### Performance Evaluation Of Chairman

Assessment of the following Roles/Attributes as observed in the Chairman:

Please rate each criteria on the scale of 1 (Poor) - 5 (Excellent)

	(1 – Poor)	(2-Fair)	(3-Good)	(4-Very Good)	(5-Excellent)
<b>S. No.</b>	<b>Particulars/Role/Attribute</b>				<b>Rating (1,2, 3,4,5)</b>
1.	Chairman demonstrates effective leadership qualities and skills				
2.	Implementation of observations/recommendations of Board Members				
3.	Effective and timely resolution of grievances of Board Members				
4.	Ability to bring convergence in case of divergent views and conflict of interest situation tabled at Board meetings				
5.	Overall Performance (Remarks)				

Name of Director : .....

Signature : .....

Date & Place : .....

Date: May 07, 2024  
Place: Gurugram

**For and on Behalf of the Board**

**Ashish Bharat Ram**  
Chairman & Managing Director  
(DIN – 00671567)

## 2012



### Commissioned Chemical Complex at Dahej, Gujarat

Spread over an area of ~293 acres, SRF's Dahej facility in Gujarat is the company's biggest manufacturing facility to-date. It was set up in 2012 with state-of-the-art equipment and best of the brains in the industry to serve the specific needs of its customers.

# Annexure II to Board's Report

## Annual Report on CSR Projects as on March 31, 2024

### 1. Brief outline on CSR Policy of the Company:

As per the requirement of Section 135 of the Companies Act, 2013, the Company had laid down a CSR Policy under which the Company had identified projects as per the Schedule VII of the Act in the following areas for the year 2023-24: -

- Promotion of Health Care (i):** Focusing on prevention and curative health care and to improving the quality of health facilities of Government health center. Empowering Government Anganwadi centers to reduce the incidence of mortality, morbidity, malnutrition.
- Promotion of Quality Education & Vocational Skills (ii):** Improving Quality of Education and Developing School infrastructure of Govt. Schools. Focusing on imparting appropriate skills as per the

market and industry needs and providing a platform to the youth trained to be gainfully self-employed or linking them with potential employers to increase their employability and livelihood.

- Ensure Environmental Sustainability (iv):** Plantation, Awareness Creation – Water Conservation, Ground Water Recharge, Research, Waste Recycling
- Promotion of Art and Culture (v):** Lecture cum demonstration session on classical music, dance, folk form, etc.
- Promotion of Sports (vii):** Training to promote rural sports, nationally recognized sports, paralympic and Olympic sports.
- Disaster Management (xii):** Relief and rehabilitation, livelihoods support, R&D

### 2. Composition of CSR Committee:

Sl. No.	Name of Director	Designation / Nature of Directorship	Number of meetings of CSR Committee held during the year	Number of meetings of CSR Committee attended during the year
1.	Mr. Kartik Bharat Ram	Chairman	2	2
2.	Mr. Lakshman Lakshminarayan*	Member	2	2
3.	Mr. Yash Gupta	Member	2	2

\*Mr. L Lakshman ceased to be Independent Director and member of CSR Committee upon completion of second consecutive term with effect from close of business hours on March 31, 2024. The Committee was reconstituted by inducting Ms. Ira Gupta as members of the Committee wef April 1, 2024

### 3. Provide the web-link(s) where Composition of CSR Committee, CSR Policy and CSR Projects approved by the board are disclosed on the website of the company.

3.1. CSR Committee & CSR Policy: <https://srf.com/investors/corporate-governance/>

3.2. CSR Projects: <https://srf.com/investors/corporate-governance/>

### 4. Provide the executive summary along with web-link(s) of Impact Assessment of CSR Projects carried out in pursuance of sub-rule (3) of rule 8, if applicable.

During FY 2021-22, SRF contributed in the following projects:

- Sewage Water Treatment Plan at Delhi Golf Club- ₹ 4.50 Crores
- Rural Education Program, Nuh, Haryana- ₹ 1.96 Crores
- Rural Education Program, Madhya Pradesh, and Gujarat- ₹ 6.24 Crores

These projects have provided great impact on the society and in accordance with the Companies (Corporate Social Responsibility Policy) Rules, 2014, Aspire Impact has conducted impact assessments for the said projects.

Impact Assessment report can be accessed at: <https://srf.com/investors/corporate-governance/>

- (a) **Average net profit of the company as per sub-section (5) of section 135.**  
INR 2,051.52 Lakhs

(b) **Two percent of average net profit of the company as per sub-section (5) of section 135.**  
INR 4,104.00 Lakhs

(c) **Surplus arising out of the CSR Projects or programmes or activities of the previous financial years.**  
NA

(d) **Amount required to be set-off for the financial year, if any.**  
INR 3 Lakhs

(e) **Total CSR obligation for the financial year [(b)+(c)-(d)].**  
INR 4,101.00 Lakhs
- (a) **Amount spent on CSR Projects (both Ongoing Project and other than Ongoing Project).**  
INR 3,118.88 Lakhs

(b) **Amount spent in Administrative Overheads.**  
INR 10.59 Lakhs

(c) **Amount spent on Impact Assessment, if applicable.**  
INR 21.00 Lakhs

(d) **Total amount spent for the Financial Year [(a)+(b)+(c)].**  
INR 3,150.47 Lakhs

### (e) CSR amount spent or unspent for the Financial Year:

Total Amount Spent for the Financial Year. (in ₹)	Amount Unspent (in ₹)				
	Total Amount transferred to Unspent CSR Account as per sub-section (6) of section 135.	Amount transferred to any fund specified under Schedule VII as per second proviso to sub-section (5) of section 135.	Amount.	Date of transfer.	Name of the Fund
INR 3150.47 Lakhs	INR 950.78 Lakhs		30/04/2024	XX	XX

**(b) Excess amount for set-off, if any:**

Sl. No.	Particular	Amount (in ₹)
(1)	(2)	(3)
(i)	Two percent of average net profit of the company as per sub-section (5) of section 135	4,104 Lakhs
(ii)	Total amount spent for the Financial Year	3,150.47 Lakhs
(iii)	Excess amount spent for the Financial Year [(ii)-(i)]	NA
(iv)	Surplus arising out of the CSR projects or programmes or activities of the previous Financial Years, if any	NA
(v)	Amount available for set off in succeeding Financial Years [(iii)-(iv)]	NA

**7. Details of Unspent Corporate Social Responsibility amount for the preceding three Financial Years:**

1	2	3	4	5	6	7	8
Sl. No.	Preceding Financial Year(s)	Amount transferred to Unspent CSR Account under sub-section (6) of section 135 (in ₹)	Balance Amount in Unspent CSR Account under sub-section (6) of section 135 (in ₹)	Amount Spent in the Financial Year (in ₹)	Amount transferred to a Fund as specified under Schedule VII to sub-section (5) of section 135, if any (in ₹)	Amount remaining to be spent in succeeding Financial Years (in ₹)	Deficiency, if any
1	FY-20-21	-	-	-	37.00 Lakhs	28 Sept 2021	0.00
2	FY-21-22	-	-	-	-	-	-
3	FY-22-23	-	-	-	-	-	-

**8. Whether any capital assets have been created or acquired through Corporate Social Responsibility amount spent in the Financial Year:**
 Yes  No

 If Yes, enter the number of Capital assets created/ acquired 

Furnish the details relating to such asset(s) so created or acquired through Corporate Social Responsibility amount spent in the Financial Year:

Sl. No.	Short particulars of the property or asset(s) [including complete address and location of the property]	Pincode of the property or asset(s)	Date of creation	Amount of CSR amount spent	Details of entity/ Authority/ beneficiary of the registered owner		
(1)	(2)	(3)	(4)	(5)	(6)		
					CSR Registration Number, if applicable	Name	Registered address
1.	Land admeasuring 1 acre at Manali Village, Thiruvotriyur Taluk Thiruvallur District Manali, Tamil Nadu	600019	21/03/2024	INR 763.01 Lakhs	CSR00000733	SRF Foundation	SRF Foundation, D-3 Street, Vasant Vihar, New Delhi 110057
2.	Land admeasuring of 22153 Sq. mt at Holding No. 109 Eksal Village Bharuch, Gujarat	392130	13/02/2024	INR 423.22 Lakhs	CSR00000733	SRF Foundation	SRF Foundation, D-3 Street, Vasant Vihar, New Delhi 110057
3.	SRF Vidyalaya Gurgaon, 318, Block Q, South City I, Sector 40, Gurugram, Haryana 122001	122001	31/03/2024	INR 138.00 Lakhs	CSR00000733	SRF Foundation	SRF Foundation, D-3 Street, Vasant Vihar, New Delhi 110057

**9. Specify the reason(s), if the company has failed to spend two per cent of the average net profit as per sub-section (5) of section 135.**

- NA

 Date: May 07, 2024  
 Place: Gurugram

 Sd/-  
**Ashish Bharat Ram**  
 Chairman & Managing Director  
 DIN: 00671567

 Sd/-  
**Kartik Bharat Ram**  
 Joint Managing Director &  
 Chairman CSR Committee  
 DIN: 00008557

# Annexure III to Board's Report

## ESPS Disclosures

### Details related to ESPS

(i) Details of allotments made under **Part-B of SRF ESPS 2018 of SRF Limited (SRF) Employees Long Term Share Based Incentive Plan – 2018** during the financial year 2023-24: **NIL**

- (a) Date of shareholders' approval: **NA**
- (b) Number of shares issued: **NA**
- (c) The price at which such shares are issued: **NA**
- (d) Lock-in period: **NA**

(ii) Details regarding allotment made under **Part-B of SRF ESPS 2018 of SRF Limited (SRF) Employees Long Term Share Based Incentive Plan – 2018**, as at the end the financial year 2023-24 :

Particulars	Details of Allotment during FY 2018-19	Details of Allotment during FY 2021-22	Details of Allotment during FY 2022-23
The details of the number of shares issued under ESPS	60,000#	1,95,000	3800
The price at which such shares are issued	₹ 10/-	₹ 10/-	₹ 10/-
Employee-wise details of the shares issued to			
i) senior management" as defined under regulation 16(1)(d) of the Securities and Exchange Board of India (Listing Obligations and Disclosure Requirements) Regulations, 2015			
Mr. Prashant Yadav, President & CEO (FCB & TTB)	20,000 Shares	55,000 shares	-
Mr. Prashant Mehra, President & CEO (PFB, LF & CF)	20,000 Shares	55,000 shares	-
Mr. Anurag Jain, President & CEO (SCB & CTG)	20,000 Shares	55,000 shares	-
Mr. Rahul Jain, President & CFO	-	15,000 shares	3800 shares
Mr. Sanjay Rao, President & CIO	-	12,500 shares	-
Mr. Ajay Chowdhury, President & CHRO	-	2,500 shares	-
ii) any other employee who is issued shares in any one year amounting to 5% or more shares issued during that year;	None	None	None
(iii) identified employees who were issued shares during any one year equal to or exceeding 1% of the issued capital of the company at the time of issuance	None	None	None
Consideration received against the issuance of shares, if scheme is implemented directly by the company	₹ 6,00,000	₹ 19,50,000	₹ 38,000
Loan repaid by the Trust during the year from exercise price received	NA	NA	NA

# Bonus shares in the ratio of 4 equity shares for every 1 equity shares were issued in respect of these shares on 15th October 2021

### Details related to Trust

Details, inter alia, in connection with transactions made by the Trust meant for the purpose of administering the schemes under the Regulations :-

(i) General information on all schemes:

S. No	Particulars	Details
1	Name of the Trust	SRF Employees Welfare Trust
2	Details of the Trustee(s)	SRF Employees Benefit Scheme LLP
3	Amount of loan disbursed by company / any company in the group, during the year	NIL
4	Amount of loan outstanding (repayable to company / any company in the group) as at the end of the year	NIL
5	Amount of loan, if any, taken from any other source for which company / any company in the group has provided any security or guarantee	NIL
6	Any other contribution made to the Trust during the year	Nil

(ii) Brief details of transactions in shares by the Trust

- (a) Number of shares held at the beginning of the year; : NIL
- (b) Number of shares acquired during the year through (i) primary issuance (ii) secondary acquisition, also as a percentage of paid up equity capital as at the end of the previous financial year, along with information on weighted average cost of acquisition per share;: NIL
- (c) Number of shares transferred to the employees / sold along with the purpose thereof : NIL
- (d) Number of shares held at the end of the year.: NIL

(iii) In case of secondary acquisition of shares by the Trust

Number of shares	As a percentage of paid-up equity capital as at the end of the year immediately preceding the year in which shareholders' approval was obtained
Held at the beginning of the year	NIL
Acquired during the year	NIL
Sold during the year	NIL
Transferred to the employee during the year	NIL
Held at the end of the year	NIL

For and on Behalf of the Board

**Ashish Bharat Ram**

Chairman & Managing Director  
(DIN – 00671567)

Date: May 07, 2024  
Place: Gurugram



## Annexure IV to Board's Report

### INDEPENDENT AUDITORS' CERTIFICATE ON COMPLIANCE WITH THE CORPORATE GOVERNANCE REQUIREMENTS UNDER SEBI (LISTING OBLIGATIONS AND DISCLOSURE REQUIREMENTS) REGULATIONS, 2015

TO

#### THE MEMBERS OF SRF LIMITED

1. This certificate is issued in accordance with the terms of our engagement letter dated 6th May 2024
2. We have examined the compliance of conditions of Corporate Governance by SRF Limited ("the Company"), for the year ended 31 March 2024, as stipulated in regulations 17 to 27, clauses (b) to (i) of regulation 46(2) and paragraphs C, D and E of Schedule V of the Securities Exchange Board of India (Listing Obligations and Disclosure Requirements) Regulations, 2015 as amended from time to time ("Listing Regulations") pursuant to the Listing Agreement of the Company with Stock Exchanges.

#### Management's Responsibility

3. The compliance of conditions of Corporate Governance as stipulated under the listing regulations is the responsibility of the Company's Management including the preparation and maintenance of all the relevant records and documents. This responsibility includes the design, implementation and maintenance of internal control and procedures to ensure the compliance with the conditions of Corporate Governance stipulated in the Listing Regulations.

#### Auditors' Responsibility

4. Our examination was limited to procedures and implementation thereof, adopted by the Company for ensuring the compliance of the conditions of the Corporate Governance. It is neither an audit nor an expression of opinion on the financial statements of the Company.
5. Pursuant to the requirements of the Listing Regulations, it is our responsibility to provide a reasonable assurance whether the Company has complied with the conditions of Corporate Governance as stipulated in Listing Regulations for the year ended 31 March 2024.
6. We conducted our examination of the above corporate governance compliance by the Company in accordance with the Guidance Note on Reports or Certificates for Special Purposes (Revised 2016) and Guidance Note on Certification of Corporate Governance both issued by the Institute of the Chartered Accountants of India (the "ICAI"), in so far as applicable for the purpose of this certificate. The Guidance Note requires that we comply with the ethical requirements of the Code of Ethics issued by the ICAI.
7. We have complied with the relevant applicable requirements of the Standard on Quality Control (SQC) 1, Quality Control for Firms that Perform Audits and Reviews of Historical Financial Information, and Other Assurance and Related Services Engagements.

#### Opinion

8. In our opinion and to the best of our information and according to the explanations given to us, we certify that the Company has complied with the conditions of Corporate Governance as stipulated in the above-mentioned Listing Regulations.
9. We state that such compliance is neither an assurance as to the future viability of the Company nor the efficiency or effectiveness with which the management has conducted the affairs of the Company.

#### Restriction on use

10. The certificate is addressed and provided to the Members of the Company solely for the purpose of enabling the Company to comply with the requirement of the Listing Regulations and should not be used by any other person or for any other purpose. Accordingly, we do not accept or assume any liability or any duty of care for any other purpose or to any other person to whom this certificate is shown or into whose hands it may come without our prior consent in writing.

For **B S R & Co. LLP**

Chartered Accountants

Firm's Registration Number: 101248W/W-100022

**Kaushal Kishore**

Partner

Membership Number: 090075

UDIN: 24090075BKGTYP7841

Place: Gurugram

Date: 7th May 2024

# 2013



## Packaging Films Business Facility in Thailand

We set up a greenfield facility to manufacture Packaging Films in Thailand to cater to our customers overseas.

# Annexure V to Board's Report

## SECRETARIAL AUDIT REPORT

### FOR THE FINANCIAL YEAR ENDED 31st MARCH, 2024

[Pursuant to section 204(1) of the Companies Act, 2013 and Rule No. 9 of the Companies (Appointment and Remuneration of Managerial Personnel) Rules, 2014]

To,  
The Members  
**SRF Limited**  
(CIN: L18101DL1970PLC005197)  
The Galleria, DLF Mayur Vihar,  
Unit No. 236 & 237, 2nd Floor, Mayur Place,  
Mayur Vihar Phase I Extension, New Delhi-110091

We have conducted the Secretarial Audit of the compliance of applicable statutory provisions and the adherence to good corporate practices by SRF Limited (hereinafter called "the Company") for the financial year ended 31st March, 2024. Secretarial Audit was conducted in a manner that provided us a reasonable basis for evaluating the corporate conducts/statutory compliances and expressing our opinion thereon.

#### We report that-

- Maintenance of secretarial records are the responsibility of the management of the Company. Our responsibility is to express an opinion on these secretarial records based on our audit and we adhered to best professional standards and practices as could be possible while carrying out audit.
- We have followed the audit practices and processes as were appropriate to obtain reasonable assurance about the correctness of the contents of the secretarial records. The verification was done on test basis to ensure that correct facts are reflected in secretarial records. We believe that the processes and practices, we followed, provide a reasonable basis for our opinion.
- We have not verified the correctness and appropriateness of the financial statements of the Company.
- Wherever required, we have obtained the Management representation about the

compliances of laws, rules and regulations and happening of events etc.

- The compliance of the provisions of the corporate and other applicable laws, rules, regulation, standards is the responsibility of the management. Our examination was limited to the verification of procedures on test basis.
- The Secretarial Audit Report is neither an assurance as to the future viability of the Company nor of the efficacy or effectiveness with which the management has conducted the affairs of the Company.

Based on our verification of the Company's books, papers, minute books, forms and returns filed and other records maintained by the Company and also the information provided by the Company, its officers, agents and authorized representatives during the conduct of Secretarial Audit, we hereby report that in our opinion, the Company has, during the audit period covering the financial year ended on 31st March, 2024 ("Audit Period") complied with the statutory provisions listed hereunder and also that the Company has proper Board processes and compliance mechanism in place to the extent, in the manner and subject to the reporting made hereinafter:

We have examined the books, papers, minute books, forms and returns filed and other records maintained by the Company for the financial year ended 31st March, 2024 according to the provisions of:

- The Companies Act, 2013 ("the Act") and the rules made thereunder;
- The Securities Contracts (Regulation) Act, 1956 ('SCRA') and the rules made thereunder;
- The Depositories Act, 1996 and the Regulations and Bye-laws framed thereunder;

- Foreign Exchange Management Act, 1999 and the rules and regulations made thereunder to the extent of Foreign Direct Investment, Overseas Direct Investment and External Commercial Borrowings, wherever applicable;
- The following Regulations prescribed under the Securities and Exchange Board of India Act, 1992 ('SEBI Act'):-
  - The Securities and Exchange Board of India (Substantial Acquisition of Shares and Takeovers) Regulations, 2011;
  - The Securities and Exchange Board of India (Prohibition of Insider Trading) Regulations, 2015;
  - The Securities and Exchange Board of India (Issue of Capital and Disclosure Requirements) Regulations, 2018; {Not applicable during the audit period}
  - The Securities and Exchange Board of India (Share Based Employee Benefits and Sweat Equity) Regulations, 2021;
  - The Securities and Exchange Board of India (Issue and Listing of Non-Convertible Securities) Regulations, 2021;
  - The Securities and Exchange Board of India (Registrars to an Issue and Share Transfer Agents) Regulations, 1993 regarding the Act and dealing with client;
  - The Securities and Exchange Board of India (Delisting of Equity Shares) Regulations, 2021; {Not applicable to the Company during the audit period}
  - The Securities and Exchange Board of India (Buyback of Securities) Regulations, 2018; {Not applicable to the Company during the audit period}; and
  - The Securities and Exchange Board of India (Listing Obligations and Disclosure Requirements) Regulations, 2015;

We have also examined compliance with the applicable clauses of the Secretarial Standard on Meetings of the Board of Directors and on General Meetings issued by the Institute of Company Secretaries of India which has been generally complied with.

During the audit period, the Company has generally complied with the provisions of the Act, Rules, Regulations and Guidelines, to the extent applicable.

- The Company is engaged in manufacturing of **Chemicals & Other Businesses** plants located at Alwar, Rajasthan; Bharuch, Gujarat; Thiruvallur, Tamil Nadu and Kashipur, Uttarakhand; **Technical Textiles** plants at Thiruvallur, Tamil Nadu; Manali, Tamil Nadu; Pudukottai, Tamil Nadu and Bhind, Madhya Pradesh; and **Packaging Films** plants at Kashipur, Uttarakhand and Pithampur, Madhya Pradesh. As informed by the management, following are some of the laws specifically applicable to the Company: -
  - Narcotics Drugs and Psychotropic substance Act, 1985;
  - Legal Metrology Act, 2009;
  - SEZ Act, 2005 and SEZ Rules, 2006; &
  - The Chemical Weapons Convention Act, 2000.

On the basis of management representation, recording in the minutes of Board of Directors and our check on test basis, we are on the view that the Company has ensured the compliance of laws specifically applicable on it.

**We further report that** the Board of Directors of the Company is duly constituted with proper balance of Executive Directors, Non-Executive Directors and Independent Directors including woman director. The changes in the composition of the Board of Directors that took place during the audit period were carried out in compliance with the provisions of the Act.

Adequate notice was given to all directors to schedule the Board Meetings, agenda and

detailed notes on agenda were sent in advance of the meetings and there exists a system for seeking and obtaining further information and clarifications on the agenda items before the meeting for the meaningful participation at the meetings.

As per minutes, board decisions were carried out with requisite majority. There were no dissenting views which were required to be captured and recorded in the minutes.

**We further report that** there are adequate systems and processes in the Company commensurate with the size and operations of the Company to monitor and ensure compliance with applicable laws, rules, regulations and guidelines.

**We further report that** during the audit period, the members of the Company at their 52nd Annual General Meeting (AGM) held on June 30, 2023, accorded their approval for the followings:

- Offer or invitation to subscribe to Redeemable Non-Convertible Debentures of the Company, in one or more series/tranches, aggregating upto ₹1500 Crores (Rupees Fifteen Hundred Crores only), on private placement basis, in terms of Sections

42, 71, 179 and other applicable provisions of the Companies Act, 2013 including rules made thereunder;

- Re-appointment of M/s BSR & Co. LLP, Chartered Accountants, as Statutory Auditors of the Company for their 2nd term of 5 (Five) consecutive years who shall hold office from the conclusion of 52nd AGM till the conclusion of 57th AGM in terms of Sections 139, 142 and other applicable provisions of the Companies Act, 2013 including rules made thereunder; &
- Alteration of Article of Association by inserting new Article 68A in the Articles of Association in terms of Sections 5, 14(1), 15 and other applicable provisions of the Companies Act, 2013 including rules made thereunder.

For **Sanjay Grover & Associates**  
Company Secretaries  
Firm Registration No.: P2001DE052900

**Kapil Dev Taneja**  
Partner

New Delhi CP No.: 22944 / Mem. No. F4019  
May 07, 2024 UDIN: F004019F000323943

# 2013



## Packaging Films Business Facility in South Africa

SRF forayed into the manufacture of BOPP (Bi-axially Oriented Polypropylene) films by setting up a facility in South Africa.

## Annexure VI to Board's Report

### DETAILS PERTAINING TO REMUNERATION AS REQUIRED UNDER SECTION 197(12) OF THE COMPANIES ACT, 2013 READ WITH RULE 5(1) OF THE COMPANIES (APPOINTMENT AND REMUNERATION OF MANAGERIAL PERSONNEL) RULES, 2014

- (i) The percentage increase in remuneration of each Director, Chief Financial Officer, Company Secretary and CEO during the financial year 2023-24 and ratio of the remuneration of each Director to the median remuneration of the employees of the Company for the financial year 2023-24 are as under:

S. No.	Name of Director/KMP and Designation	% Increase in Remuneration in the Financial Year 2023-24	Ratio of remuneration of each Director to median remuneration of employees
1	Ashish Bharat Ram Chairman and Managing Director	-6%	351.31
2	Kartik Bharat Ram Joint Managing Director	-6%	354.41
3	Pramod G. Gujarathi Director (Safety and Environment)	11%	4.48
4	Tejpreet S. Chopra* Non-Executive Director	5%	3.82
5	Lakshman Lakshminarayan* Non-Executive Director	1%	3.82
6	Vellayan Subbiah Non-Executive Director	4%	3.44
7	Bharti Gupta Ramola Non-Executive Director	-2%	3.68
8	Puneet Dalmia Non-Executive Director	-1%	3.37
9	Yash Gupta Non-Executive Director	12%	4.00
10	Raj Kumar Jain Non-Executive Director	3%	3.65
11	Prashant Mehra President & CEO (Packaging Films Business, CF & LF)	20%	Not Applicable
12	Prashant Yadav President & CEO (Fluorochemicals Business and Technical Textile Business)	21%	Not Applicable
13	Anurag Jain President & CEO (Specialty Chemicals Business and CTG)	20%	Not Applicable
14	Rahul Jain President & CFO	18%	Not Applicable
15	Rajat Lakhanpal Senior Vice President - Corporate Compliance and Company Secretary	13%	Not Applicable

(ii) The median remuneration of employees of the Company as on March 31, 2024 was ₹ 0.057 Crores as compared to ₹ 0.054 Crores as on March 31, 2023. The increase in median remuneration was 6.41% as compared to 2022-23.

(iii) There were 8116 permanent employees on the rolls of the Company as on March 31, 2024.

(iv) Average percentage increase already made in the salaries of employees other than the managerial personnel in the last financial year i.e. 2023-24 and its comparison with the percentage increase in the managerial remuneration and justification thereof and point out if there are any exceptional circumstances for increase in the managerial remuneration.

Category	Average Increase
Employees' remuneration (other than Directors)	13.55%
Managerial remuneration (Directors)	-6.00%

v) It is hereby affirmed that the remuneration paid is as per the Nomination, Appointment and Remuneration Policy of the Company.

**For and on Behalf of the Board**

**Ashish Bharat Ram**

Chairman and Managing Director  
(DIN – 00671567)

Date: 7th May 2024  
Place: Gurugram

**Notes:**

For the purposes of calculation of remuneration, the Gratuity amount calculated has been taken as per actuarial data. i.e., the difference between the gratuity provision of March 2024 and March 2023.

\*Ceased to Independent Directors of the Company w.e.f closing of business hours of March 31, 2024, due to completion of second term as Independent Director.

**2015**



**Acquired Global DuPont Dymel® HFA 134a/P**

We acquired the Dymel® HFA 134a/P regulated medical pharmaceutical propellant brand from DuPont™ in January 2015 along with the technology to convert our technical grade of F 134a to the propellant grade. This made us one of the few manufacturers of Pharma grade HFA 134a/P in the world, which is used in Metered Dose Inhalers as a propellant.

**Annexure VII to Board's Report**

**Conservation of Energy – Measures taken:**

**1. SCB Bhiwadi**

- Saving of ~57.8 MWH (~₹ 5.67 Lacs/ annum) by centralized brine network
- Saving of ~55.26 MWH (~₹ 5.42 Lakh/ annum) by optimizing the chiller operation
- Saving of ~100 MT of steam (~₹ 2.76 Lakh/ annum) by changing the steam trap design
- Saving of 117.6 MWH (~₹ 11.52 Lakh) by optimizing cooling towers
- Saving of 9.63 MWH (~₹ 0.94 Lakh) by installation of energy efficient lights

**2. SCB Dahej**

- Saving of 624 MWH (₹ 56 Lacs/annum) by improving power factor
- Saving of 123 MWH (₹ 11 lacs/annum) by motor replacement
- Savings of 65 MWH (₹ 6 Lacs/annum) due to automation in the plant
- Savings of 173 MWH (₹ 15 Lacs/annum) by optimizing UPS
- Saving of 503 MWH (₹ 45 Lacs/annum) by improving utilization of chilled water systems
- Saving of 107 MWH (₹ 9 lacs/annum) by optimizing brine system
- Savings of 202 MWH (₹ 18.5 Lacs/annum) by improving pump utilization
- Savings of 584 MWH (₹ 52 Lacs/annum) by optimization of chilled water power
- Savings of 634 MWH (₹ 57 Lacs/annum) by redesigning chilled water network

**3. FCB Bhiwadi**

- Saved 0.36 lac units of electricity by developing a process to optimizing the operation of Recirculation fan in AHF plant.
- Saved 0.87 lac units of electricity by optimization of pump speeds through VFD in CMS plant.
- Saved 1.15 lac units of electricity by installing high grade E-glass epoxy fan blades in CPP cooling tower.
- Saved 0.20 lac units of electricity by installing high efficiency motors in place of old conventional efficiency class motors in F22 Plant.
- Saved 7184 units of electricity by replacing old conventional luminaires with new LED luminaires.

**4. FCB Dahej**

- Saved 13.88 lac units of electricity by installing energy efficient fans in cooling towers.
- Saved 3.52 lac units of electricity by Brine Chiller performance improvement by replacing efficient cooling medium to in AHF plants.
- Saved 2.33 lac units of electricity by interconnecting and reduced nitrogen booster Compressors of TCE-PCE, CMS-1 and CMS-2 plants.
- Saved 0.80 lac units of electricity through installing LDR switch/timer in plant lighting and replacing conventional light with LED light.
- Saved 3.66 lac units of electricity by installing VFD in process gas compressor and drinking RO transfer pumps.

- Saved 5.05 lac units of electricity by use of with energy efficient motors.

#### 5. Packaging Film Business, Indore (SEZ)

- Saved 255500 KWH in Chilled water system through :
  - a. Close loop Cooling tower Water taken in Line for Line-2 Chill roll cooling to reduce chilling load of Chillers.
  - b. V provided in Chilled water pump for Frequency optimization.
  - c. Variable frequency Drive provided in Cooling water pump for Frequency optimization.
  - d. Close Loop Cooling Tower uses optimized in MDO rolls area
- Saved 608333 KWH through Line-2 TDO Blowers frequency optimization
- Saved 45625 KWH from EREMA Chips conveying system
- Saved 31938 KWH by increasing steam pressure from 3.2 bar to 3.9 bar to improve performance of vapour absorption machine.
- Saved 18310 KWH by providing 11 KW pump in place of 30 KW in RESIN Cutter Close Loop Cooling Tower.
- Saved 16790 KWH by installing insulation to diffusion pumps in both Line 1 & Line 2 Metallizers

#### 6. Packaging Films Business, Indore (DTA-1)

- Saving of 138000 KWH by isolation of one Closed Loop Cooling Tower of system 713 and system successfully run for 8 months with one Closed loop cooling tower.
- Saving of 40000 KWH through one BOPET hot oil pump stop with no effect on film quality

- Saving of 87500 KWH through installation of pressure regulator on compressed air cleaning point and reducing the pressure from 8.0 bar to 1.5bar and reduced the compressed air consumption.
- Saving of 33600 KWH by replacing the vacuum pump in one of the metallizers from 11Kw to 5Kw
- Packaging Films Business, Indore (DTA-2)
- Saving of 69374 KWH in Water Bath & Chill Roll CLCT (close loop cooling tower), cooling water set point increased from 23 Degree centigrade to 32 Degree centigrade by optimizing the process.
- Saving of 212311 KWH by increasing chiller set point from 11 degree centigrade to 13 degrees centigrade. This could be done by increasing EREMA palatizing cooling pipe length and providing partition door between Metallizer area (kept cool) and main line process hall (ambient Temperature)

#### 7. Coated Fabrics Business

- Saving of 13.22 lacs units by production increase from 101.34 lacs (Year 22-23) to 146.92 lacs (Year 23-24), thereby achieving power savings from 0.70 Kwh / sqm to 0.61 Kwh/sqm
- Saving of 426 MT of Husk by production increased from 101.34 lacs (Year 22-23) to 146.92 lacs (Year 23-24), thereby achieving fuel savings from 0.243 Kg / sqm to 0.214 Kg/sqm

#### 8. Technical Textile Business – Gwalior

- Savings 4320 KWH by by installation of energy efficient pumps (2 nos.)
- Savings 62016 KWH by by installation of energy efficient pumps in cooling water pump
- Savings 25920 KWH by replacing Chilled water coils of Take up air washer plant-2

- Savings 37148 KWH by reducing power consumption in supply air fans take up air washer-1&2 and inverter AHU of spinning plant-2 by providing energy efficient mono block fans.
- Savings 68417 KWH by installation of energy efficient chillers
- Savings 59602 KWH by reduction of Utilities (Air/N2) consumption through CIP in process area
- Savings 611000 KWH through other activities

#### 9. Technical Textile Business – Manali

- Savings of 692585 KWH by installation of EC fan at AHU-1A, AHU-3B, AHU-4, AHU-3A air washer
- Savings of 521884 KWH by installation of 660 TR Energy efficient chiller
- Savings of 33840 KWH by installation of energy efficient fan at Mcquay cooling tower 3rd cell
- Savings of 231660 KWH by upgradation of N2 CT pumps (2 nos.)
- Savings of 113033 KWH by installation of direct evaporative cooling system in AHU-3B

#### 10. Technical Textile Business – Gummidipoondi

- Savings of 159810 KWH by installation of AHUs EC fans
- Savings of 256905 KWH by installation of MSEC
- Savings of 3792 KWH by installation of WTP Filter water pump VFD

#### 11. Technical Textile Business – Viralimalai

- Saving of 1627 KWH by LED Lights installation and Lighting optimization
- Saving of 7992 KWH by installation of timer control for air blower ON/OFF in STP aeration tank

- Saving of 350 KWH by providing timer control for street lights
- Saving of 3500 KWH by installing idle off for Optimax Loom panel AC

#### Capital Investment on Energy Conservation Equipment:

##### SCB Bhiwadi:

- Installation cost of steam trap in plant = ₹ 1.84 Lakh
- Installation of indoor unit with brine cooler = ₹ 0.5 Lakh
- Installation of VFDs in cooling tower fans = ₹ 2.0 Lakh
- Installation of Energy efficient lights = 0.26 Lakh

##### SCB Dahej:

- Installation of timer automation in plant: ₹ 1.2 Lacs
- Installation of Smart Panel: ₹ 16 Lacs
- Installation of 2.2Kw Motor: ₹ 1 Lacs

##### PFB SEZ:

- Active damping system installed with new contact roll (Dia 435 mm) at Line-2 Winder. System taken from Original Equipment Manufacturer-Kampf. to reduce contact roll vibration and improve jumbo winding quality : ₹ 120 lacs
- Development and implementation of Artificial intelligence analytics solution for process consistency of Line-2 : ₹ 15.68 lacs

- Installation of High Rating Antistatic Bars at Primary Slitter-1 : ₹ 14 lacs

- Slope evaporator installation in Metaliser-2 : ₹ 63.1 lacs

##### PFB DTA-1:

- MAIN Long Life FILTER FOR BOPP LINE : ₹ 210 lacs
- SLOPE EVAPORATOR MODIFICATION AT METALLIZER-(MACHINE NO.-P/7350) : ₹ 74.8 lacs

- Bopet Line UPGRADATION TO ACHIEVE MECHANICAL LINE SPEED OF 700 MPM AND PRODUCTION SPEED OF 640 MPM : ₹ 340 lacs

**TTBM:**

- INSTALLATION OF ELECTRONICALLY COMMUTATED (EC) FAN IN TEXTILE ₹ 1.47 Crs.
- ERECTION OF NEW RADICALIZED CATALYTIC OXIDATION PROCESS PLAN ₹ 1.40 Crs.

**TTBG:**

- ENERGY EFFICIENT MOTOR FOR TO3 TWISTERS- 4 NOS ₹ 0.09 Crs.
- PROCUREMENT OF ANEMOMETER FOR QUENCH AIR VELOCITY CHECKING ₹ 0.01 Crs.
- PROCUREMENT OF ENERGY EFFICIENT PUMPS FOR CHILLED WATER ₹ 0.40 Crs.
- LED DISPLAY FOR BOARDROOM WITH MS TEAMS CONFERENCE FACILITY ₹ 0.04 Crs.
- ENERGY EFFICIENT (EE MONO BLOCK) FANS FOR AGING TAKE ₹ 0.41 Crs.
- PROCUREMENT OF CTS NITROGEN CTS BLOWER FOR P-1 ₹ 0.03 Crs.

**TTBT:**

- INSTALLATION OF THREE STAGE COOLING FOR TWISTING AHUS ₹ 1.51 Cr

**TTBV:**

- IMPLEMENTATION OF LED DISPLAY ON SHOP FLOOR & POLYCOM SETUP ₹ 0.04 Crs.

**Technology Absorption (FY2023-24)**

In the highly innovative world of Specialty Chemicals, the Business continued its journey of discovering and implementing new technologies and processes that are critical to creating better future prospects for the Business. In the challenging year, utilizing technology and deploying it to overcome obstacles came as an imperative to offset factors affecting Business growth.

To seize these prospects, our Business strategically invested in technology absorption initiatives. These endeavors not only enhanced our product

offerings but also bolstered efficiency while minimizing our environmental impact. The in-house Research and Development (R&D) team diligently works on creating novel and innovative products for the Pharma and Agrochemicals segments, aligning with the evolving needs of our valued customers. R&D efforts are focused on advanced intermediates, and sustainable technologies, the effort is to enhance product quality, reduce costs, and boost competitiveness.

The company continues its focus on cutting-edge manufacturing technologies and systems to update production processes and intensify efficiency. This encompasses the implementation of automation and digitization measures to streamline operations, coupled with investments in relevant equipment and infrastructure, to sustain the trajectory of growth.

Over the course of the year, investments were made in technologies that facilitated waste reduction, reduced energy consumption, and enhanced sustainability of the products. The company observed demand contraction for its established products, however, the new products continued to show growth. Also, the Business undertook cost reduction initiatives for established products, to make them more competitive. This was supported by investment in superior technologies in both dedicated and flexible manufacturing facilities at its Bhiwadi and Dahej locations.

Some of the areas where technology has been absorbed in this period are:

- Process enhancements aimed at resource reduction, recycling, and reuse
- Bringing cost-effectiveness in new products and lowering costs of existing products
- Strengthening the value chain by backward integrating some critical RMs in-house
- Capacity augmentation and debottlenecking some plants
- Focus on automation to improve process robustness, cost and safety
- Reducing waste generation and solvent usage as well as enhancing process safety

The absorption of new technologies is targeted to ensure the product pipeline captures new opportunities and learnings from technology implemented so far and reduces the time to market for opportunities coming to the Business. Apart from making the Business sustainable, technology absorption also enables the Business to deliver long term value to the stakeholders. The Business remains committed to the journey of continuous technological innovation and advancement to meet the evolving needs of the customers and contribute to a sustainable future. This journey is also critical to ensure the company remains ahead on the technology curve to maintain its leadership position.

**FCB:**

In case of imported technology (imported during the last three years reckoned from the beginning of the financial year)-

- (a) the details of technology imported - Technology imported for making TFE monomer and then PTFE polymer

- (b) the year of import - November 2019 to June 2024 (in-between break for COVID)
- (c) whether the technology been fully absorbed – Yes, fully absorbed

**Foreign exchange earnings and outgo**

(₹ in Crores)

Particulars	Year ended March 31, 2023	Year ended March 31, 2024
Foreign Exchange Earnings	6,035.65	4,845.64
Foreign Exchange outgo	3,487.15	2,712.75
Net Foreign Exchange Earnings	2,548.50	2,132.89

**For and on Behalf of the Board**

**Ashish Bharat Ram**

Date: 7th May 2024 Chairman & Managing Director  
Place: Gurugram (DIN – 00671567)

# 2016



## Fluorochemicals Thailand Operations

With the aim of dominating the fast-growing domestic market and leveraging low cost for global play, the company set up a distribution network for refrigerants and chemicals in Thailand through SRF Industries (Thailand).

# Management Discussion & Analysis

In the following pages, the Management will provide its perspective on the operating and financial performance of the company during FY24 and an outlook of the business performance in the coming years.



## Businesses

SRF Limited is a Chemical-based, multi-business conglomerate engaged in the manufacturing of industrial and specialty intermediates. The company is widely recognised and well respected for its R&D capabilities globally, especially in the niche domain of Chemicals. SRF Limited is a market leader in most of its business segments in India and overseas. The company has operations in four countries namely, India, Thailand, South Africa, and Hungary. SRF has commercial interests in more than hundred countries and classifies its businesses as Technical Textiles Business (TTB), Chemicals Business (CB), Packaging Films Business (PFB), and Other Businesses.

## Technical Textiles Business

During the year, the Technical Textiles Business (TTB) focussed on three important aspects, namely, expanding product portfolio, broadening customer base, and strengthening its market position in order to derisk from the flagship Nylon Tyre Cord Fabric (NTCF) from a long-term perspective. On the Business' endeavours in the area of sustainability, a large portion of energy requirements were met through clean energy sources.

We will now discuss the three segments under TTB individually -

## Tyre Cord Fabrics

The NTCF market witnessed marginal growth during the year. Business increased the sales volumes of NTCF and Nylon Yarn in the domestic market with heightened focus on value-added Yarn portfolio.

During FY24, the business also successfully commissioned the capacity expansion of Nylon Yarn manufacturing for captive consumption and external sales.

## Belting Fabrics

In FY24, the Belting Fabrics (BF) segment did well with healthy demand coming from the core sectors of coal, steel, and cement. These sectors grew rapidly during the year on the back of increased spending on infrastructure projects by the Government of India.

Having said that, the Belting Fabrics segment faced challenges due to cheap imports from China, leading to stress on the domestic margins. Several countermeasures were undertaken to tide over the challenges that included an increase in its high-end, value-added products (VAPs) offerings, thereby tapping into a wider customer base.

## Polyester Industrial Yarn

During the year, the Polyester Industrial Yarn (PIY) performed well with strong demand from the



**The Industrial Chemicals segment also witnessed increased competition due to new capacity addition from few domestic players as a forward integration strategy. Despite capacity addition and subdued demand from the Agrochemical and Pharma industries, our market share increased.**

Geotextiles, Seat Belts and Belting verticals. In H2 FY24, we witnessed a surge in demand for products manufactured by quality players, to which the business responded well.

The TTB also successfully commissioned PIY capacity expansion by the end of the year and the expanded capacity is expected to be fully utilised in FY25.

#### Outlook

On an overall basis, the TTB is expected to deliver moderately improved results over FY24 with an enhanced focus on fully utilising capacities, reducing costs, and enhancing the portfolio of high-end, VAPs in BF and PIY. While margins will continue to remain under pressure in FY25, the increased volumes are expected to support the performance.

#### Chemicals Business

The **Chemicals Business** comprises two different product segments, namely **Fluorochemicals** and **Specialty Chemicals**.

#### Fluorochemicals

##### Refrigerants & Propellants and Industrial Chemicals

FY24 was a tough year for the Fluorochemicals Business. At the beginning of the year, we witnessed a weak season in the domestic market. There was stress on refrigerants' prices and volumes due to Chinese dumping in India and the international markets. In addition, the refrigerants segment saw an increase in competition from the additional capacities that were put into use in India and the Middle East. US continued to destock HFC inventory. Prices were softer; and so was the demand. Additionally, global uncertainties like the Red Sea crisis and the Israel war increased lead time and cost of freight adding to pressure on margins. However, commodity prices remained low and supported the margins. Overall, the Ref Gas business remained under pressure in the domestic and international markets.

The Industrial Chemicals segment also witnessed increased competition due to new capacity addition from few domestic players as a forward integration strategy. Despite capacity addition and subdued demand from the Agrochemical and Pharma industries, our market share increased. Moreover, the Business continues to increase its market share in the Dymel®/ propellant segment in the domestic and international markets, entering new geographies and broadening its customer base.

On a positive note, the Business commissioned its PTFE plant during FY24. Approvals for various grades of the product are currently underway with major domestic and international customers. The Business also commissioned the F 32 plant, along with capacity expansion of the AHCI plant.

During FY24, both the sites reported safe and stable operations. With a number of operational excellence measures in place, several plants achieved the highest-ever production in FY24. The focus of the business will be to optimise raw material sourcing, cost saving initiatives, strengthening capabilities in new product portfolio with sustainability as the priority. Overall, the business performance was stable despite various tailwinds across segments.

#### Outlook

In FY25, the global and Indian economy is expected to perform better than FY24. In addition, the inflation rates are expected to come down. The Indian Air Conditioning industry is expected to witness growth, as a result, we expect to see an increase in the demand for refrigerants. US market is expected to remain subdued, however, the Middle East economy is expected to do well over FY24, thereby supporting demand. Pricing pressure on refrigerants is anticipated to go down.

Industrial Chemicals segment is expected to remain stable with an improvement in demand from the Agrochemicals and Pharma industries.

In our Fluoropolymers journey, while we have done good work on bulk, we are now moving into the new grades (free flow and fine cuts) and ramping those up. This is a learning journey and the knowledge that we have attained will help us streamline our new fluoropolymer projects at a faster pace.

Overall, the business is expected to do better over FY24 with maximum utilisation of capacities and commissioning of new specialty fluoropolymers plants.

#### Specialty Chemicals Business

FY24 has been a challenging year for the Specialty Chemicals Business (SCB). The Business faced headwinds due to excess inventory in the market, forcing agrochemicals customers to initiate inventory rationalisation measures. In addition, a lot of capacity has come up in China, which makes the landscape more competitive. However, the Business has taken several steps to combat this onslaught and emerge stronger.

The Business actively worked on our customers' new products and their developmental projects, while ensuring the production capacities were optimally

utilised for existing products. Apart from commissioning new facilities, the team worked on cost structures, ensuring we run our plants most efficiently. In FY24, both the Bhiwadi and Dahej sites improved operational efficiency, managing an expanded portfolio of innovative products. We enhanced our capabilities and cultivated expertise in novel chemistries. Our inroads in pharma are showing positive traction. In order to seize future market opportunities, we commissioned nine dedicated facilities at the Dahej site in FY24.

During the year, the SCB secured the Board's approval to build an intermediate plant to cater to a new product, which is currently under implementation.

In addition, the Business took several initiatives towards decarbonisation, including energy optimisation and carbon footprint reduction. The Business continues to make investments toward safer, cleaner, and leaner operations, and further strengthen its sustainability initiatives.

#### Outlook

The SCB will continue to actively work on Agrochemicals and Pharmaceuticals segments, collaborating with global innovators to drive process development, commercialisation, and the production of complex, innovative molecules. The Business positions the customers at the core of its strategic





**The dedicated R&D facilities, developmental labs, and pilot plant facilities, having many scientists and engineers are working together to achieve innovation and technology leadership at SRF. SRF continues to invest in R&D to create propositions for the future and Capital and Revenue expenditures of ₹ 121 crore was spent during FY24.**

intent and aligns itself with their business initiatives. As we invest in emerging technologies, operational excellence remains our pillar of strength, propelling us towards sustainable growth and market leadership. Our journey is driven by our core values, purpose, innovation, and firm dedication to excellence.

### Chemicals Technology Group

The Chemicals Technology Group (CTG) remains steadfast in its mission to introduce innovative technologies and cost-effective routes for existing and next-generation products in the Specialty Chemicals and Fluorochemicals Businesses.

In a challenging year for both the Businesses, CTG continued to boost its capabilities and added new technologies and processes, to support the Businesses. CTG delivered very well where technology presented itself as a challenge, when it was newly introduced and where the scale-ups and improvements were desired by both the Businesses, to improve the output and lower the costs. The Businesses owe a part of their success in terms of launching a challenging line of new products and timely scale-ups to CTG. The cornerstone of these breakthroughs was achieved by our talented team of researchers and scientists. CTG is expected to continue enhancing the capabilities and act as a bedrock of support systems to the Businesses, amid rising complexity and reduce time-to-market requirements.

For over two decades, CTG has enabled the Business growth in Fluorinated molecules and now it continues to engage in introducing new chemistries, platforms, and the development of complex, challenging, and innovative products to address the needs of our customers and the market. CTG is at the forefront of continuous process improvements and developing more efficient processes by utilising novel chemistries and scaling them up for successful commercialisation. In view of its crucial support to the growth of the

Businesses, efforts will be made to enhance CTG's capabilities and support systems. This has enabled both the Businesses to have continuous development of innovative products in their pipeline of future products and continue their journey of excellence going forward.

The dedicated R&D facilities, developmental labs, and pilot plant facilities, having many scientists and engineers are working together to achieve innovation and technology leadership at SRF. SRF continues to invest in R&D to create propositions for the future and Capital and Revenue expenditures of ₹ 121 crore was spent during FY24.

R&D worked on over 44 molecules and many products were successfully taken up for process development. More than 34 molecules were taken up for the scale-up studies and 70% were commercially produced in multipurpose and dedicated plants.

In FY24, CTG filed thirty-seven patents, taking the total count to four hundred and forty-three patents filed so far. Seventeen patents were granted in FY24, taking the total count of patents granted to the company to one hundred and forty-nine.

### Packaging Films Business

FY24 was a challenging year for the Packaging Films Business (PFB). Market conditions were extremely difficult, and margins continued to be under pressure for both BOPET and BOPP Films.

Overall, the Business achieved its highest-ever packed production. Intensive cost rationalisation and enhancing business profitability by strengthening VAPs portfolio have been major thrust areas to survive the industry onslaught. Cohesive team effort and complete goal-alignment helped SRF perform better than its competitors. The Business successfully commercialised many VAPs in BOPET and BOPP during the year.

Energy prices have stabilised in Hungary, which should give us some respite and we expect the performance there to improve. However, till the overall BOPET cycle changes, things will remain under pressure.

In January 2024, Business commissioned its Aluminium Foil plant at Jetapur, Madhya Pradesh. Work on the upcoming Capacitor Grade BOPP Film project in India is also progressing as per schedule.

The Business is driven by its philosophy of – Easy To Do Business With (ETDBW) and the team remains focussed on serving customers well every day. Sustainability continues to be amongst the top priorities for the Business. Reaffirming its commitment towards sustainability, SRF successfully secured ISCC+ certification for its manufacturing sites at SEZ and DTA in Madhya Pradesh, India. Further, we are making steady progress in completing the registration process to comply with new Plastic Waste Management rules.

### Outlook

Margins in both BOPET and BOPP are likely to remain under pressure as new lines have been added and some more lines are in the pipeline. In FY25, SRF's primary focus will be on enhancing our profitability by further strengthening VAPs, improving capacity utilisation and cost rationalisation. We will commission our new Inline Coating machines in Thailand and

India and leverage our capabilities fully to further enhance our VAPs portfolio. Ramping up Aluminium Foil Business will be an important focus area for the Business in the coming Financial Year (FY). We will continue our work on various sustainability initiatives driven by the '3R' approach - Reduce, Reuse and Recycle. During the year, we plan to complete the registration process in compliance with the new Plastic Waste Management rule, secure ISCC certification for other manufacturing sites and strengthen our portfolio of sustainable products.

### Other Businesses

#### Coated and Laminated Fabrics Businesses

FY24 was a good year for the Coated Fabrics Business. Domestic demand, particularly for VAPs remained strong, which helped the Business achieve its highest-ever domestic sales. Business made the highest-ever EBITDA during the year. In response to the growing demand, SRF expanded its textile capacity by adding four new looms during the year. We continued to maintain our domestic market leadership in Coated Fabrics. Business also continued its price and volume leadership in the Laminated Fabrics Business by selling at full capacity and achieving its highest-ever sales during the FY. However, margins remained under pressure in Laminated Fabrics as cost increases could not be passed on completely to the customers due to excess supply.



**For SRF, not just ensuring a diverse workforce but also being inclusive in its true sense was the guiding light while taking decisions pertaining to people. The desire to build a workplace that is safe and free from all forms of biases, pushed us further and further.**

### Outlook

In FY25, we expect the demand to remain strong for both the Coated Fabrics and Laminated Fabrics Businesses. In Coated Fabrics, the focus will be to enhance capacity, strengthen our VAPs portfolio and increase sales during the year. In Laminated Fabrics, we will be commissioning our new Hot Lamination Machine, which will replace the existing Cold Lamination machine to help us cater our customers with a better product offering. The Business will also continue to work on various cost reduction initiatives for both the businesses.

### Human Resources

As the organisation commemorates 50 years of manufacturing excellence, we are filled with pride, realising that we have come a long way from our humble beginning. As we celebrate this milestone and reflect on our journey so far, the one overpowering emotion that takes centre-stage is gratitude. Gratitude for every single person who has ever been a part of this journey, whether as a customer, vendor, adviser, auditor, or an employee. Amongst all the gratefulness, the biggest debt is towards our employees who have tirelessly worked towards building an extraordinary organisation.

The Human Resources function has forever focussed on building an exceptional organisation that is full of promises of an even brighter future. The key is knowing that it is our people that form the organisation, and it is the remarkable efforts of these people that make the organisation 'Great'. Hiring the right people, providing them a conducive environment that supports them in unleashing their potential, and developing them to achieve even greater heights remained at the forefront for HR.

For SRF, not just ensuring a diverse workforce but also being inclusive in its true sense was the guiding light while taking decisions pertaining to people. The desire to build a workplace that is safe and free from all forms of biases, pushed us further and further.

Introduction of new benefits and more progressive policies around subsidising health and wellness of our people was warmly welcomed by our people. Being proactive in our approach towards our employees' needs helped us earn the reputation of a trusted employer of choice and enabled us to emerge as a strong brand amongst the talent pool. We now have a well-articulated Employee Value Proposition that appeals to all generational personas.

Changing winds necessitated personalisation of HR offerings leading to our new-age learning solutions being completely customised. The year ahead may witness a similar stance in several other areas and may also see a lot more communication around this. While the HR systems are already highly automated, the existing automations may undergo further personalisation.



**As we migrate to the cloud, we will be in a better position to test and deploy evolving technologies like Generative AI which is in the list of technologies we are tracking.**

In the last five decades, the organisation has seen tremendous growth, and the overall experience of each individual is now governed by the one-to-one relationships that employees enjoy at the workplace. Appreciating and acknowledging that it is the manager who plays a major role in an individual's happiness, a keen focus on developing and enhancing this eco-system remained an integral part of the HR agenda.

As we continue our journey of growth at SRF, we remain committed to strengthening a performance-driven, fair, and transparent organisation.

### Industrial environment

The organisation's overall employee relations remained positive throughout the year. Understanding them and keeping employees' need ahead in all major decisions resulted in a more engaged, motivated, involved and committed workforce. Various initiatives were implemented at the plant locations that encouraged collaboration and participation of not just employees but also of their families. We maintained a pleasant and cordial working environment across all manufacturing locations.

The total number of permanent employees at SRF and its subsidiaries/parent company stood at 8,991 at the close of business on March 31, 2024. Of these, 8,241 were based at our Indian locations.

### Information Technology

SRF continued its journey of automating processes using traditional systems as well as modern technology tools towards enabling a productive workforce working on lean, efficient IT-enabled processes, securely integrated with external stakeholders like customers, suppliers, banks, GSP providers, logistics partners. We are now exploring the impact that AI tools can have on optimising the processes and outcomes.

IT security and resilience was a major focus area considering the heightened threats against Indian enterprises. We made further enhancements on

most aspects of Information Security covering Identity and Access management; Privileged User Access and monitoring; Network segmentation and micro segmentation; Perimeter security; Backup management; Vulnerability assessment and patching; Data Privacy & Security, API management. We are closely monitoring the evolving threats and taking necessary steps to prevent, detect, isolate, mitigate any incident.

After finishing all the application modernisation projects, we have now started our project to migrate most of our applications to a hybrid cloud setup. This is part of our strategic initiative to provide scalability for anticipated growth, build resilience while utilising additional services on the cloud like data warehousing, data lakes, AI/ML for digital transformation. After a thorough assessment, we have tied up with two cloud providers where we are setting up our datacentres and migrating applications best suited for the specific environment. The first round of testing is underway and the project is expected to be completed in H1.

As we migrate to the cloud, we will be in a better position to test and deploy evolving technologies like Generative AI which is in the list of technologies we are tracking.

### Community Partnerships

In alignment with its enduring dedication to sustainable and inclusive community development, the SRF Foundation, the Corporate Social Responsibility wing of SRF Limited, has broadened its initiatives and implemented tangible measures in accordance with Section 135 of the Companies Act 2013 for FY24. This strategic expansion underscores the Foundation's unwavering commitment to fostering positive social impact and upholding corporate responsibility standards within the community.

The Foundation continued to focus on the identified areas of Education, Vocational Skills, Health Promotion, Environment, Disaster Management Promotion of Arts and Culture on a sustainable basis. Moreover, it

strengthened its Public Private Community Partnership (PPCP) model to positively impact people's lives.

In FY24, the Foundation's Education Programs experienced significant growth and enhancement. The efforts of SRF Foundation were dedicated towards revitalising Government schools, elevating them into exemplary educational institutions known as "Model Schools". This transformation was achieved through focussed initiatives in physical infrastructure development, digital integration, academic enrichment, and the cultivation of effective school leadership.

Currently, our impact extends to 447 Government schools located across 24 regions within 12 states and 1 UT. Through direct and collaborative efforts with like-minded partners, we have been able to provide quality education to a student population of 1,67,350 individuals. Furthermore, our rural education programmes have equipped 2,266 teachers and 447 headmasters with the necessary skills and knowledge to foster a conducive learning environment within these schools.

In order to promote digital inclusion, the SRF Foundation has implemented a number of initiatives in various intervention locations. These include World on Wheels & SmartShiksha Mobile Digital Labs, Common Services Lab, and Digital Smart TV Classroom Programmes. These programmes aim to

provide access to digital technology and education to underserved communities. Furthermore, the SRF Foundation is dedicated to transforming schools into hubs of innovation by offering future skills programs such as the Tinker Coding Program, Atal Community Innovation Centres, and ATAL Tinkering Labs. These programs are designed to equip students with the necessary skills and knowledge to thrive in the digital age.

Apart from school education, this year, the SRF Foundation initiated the 'Anganwadi Development Program,' aimed at improving the quality of Early Childhood Care and Education in line with the National Education Policy (NEP) 2020, which had a direct impact on 13,244 children from 309 Anganwadis across 7 locations.

Regarding vocational skills, the SRF Foundation integrated school dropouts, unemployed youth, and women into the mainstream workforce by equipping them with appropriate skills to meet the demands of the supply chain. Through the vocational skills programs, such as the Basic Electrician Training Program, Basic Computer Literacy Program, Spoken English Program, and Nari Shakti Program, we have trained 1,620 unemployed youth and 328 women across 13 locations in 8 states, and approximately 70% of them have been placed in national and multinational companies.



**The company has a well-established independent Internal Audit & Risk Management function which drives and coordinates for the Internal Audits, Internal Financial Controls and Enterprise Risk Management System.**

SRF Foundation undertook several new initiatives to improve employability, health, and digital skills among the community. We introduced 'SmartShiksha' mobile digital labs in Mewat, Bharuch, Kamrup (M), Dhar, and Kashipur, offering a mobility solution to bridge the digital divide in rural locations. By partnering with Microsoft and Shell, we introduced 'Skills for Livelihood – Digital Skills for ITI & Polytechnics (non-IT trades),' which will benefit 5,215 ITI and Polytechnic students in skill development and employability across various parts of the country.

In order to promote community health, we have two programs: the 'Rural Health Program (RHP)' and 'SRF Swasthya Seva'. The RHP focusses on improving medical practices at a primary health centre in Nalcha (Dhar) according to the 'kayakalp standard'. Additionally, our mobile health van, 'SRF Swasthya Seva', will be visiting 15 different villages around the Dahej plant in Bharuch to provide health awareness, diagnose issues, and offer treatment for diseases within the community.

Furthermore, in collaboration with Amway and Opportunity International, we have the 'Power of 5' project in Sohna (Haryana) and Chennai (Tamil Nadu) to support child nutrition. These initiatives aim to address the healthcare needs of underserved communities and improve overall well-being. Through the Power of 5 program, the SRF Foundation aims to eradicate childhood malnutrition by empowering communities.

Through the Natural Resource Management (NRM) program, the SRF Foundation continued to support economically weaker families in the vicinity of its Bhiwadi, Rajasthan manufacturing plant by adopting a watershed-based livelihood and environmental conservation approach. In FY24, this program directly benefited over 8,100 families in the Tijara block surrounding the SRF Bhiwadi plant. This region receives below-normal rainfall, but the NRM program

has helped maintain 204 earthen dams, ensuring their proper utilisation and providing sustainable benefits.

In the plantation project, SRF has partnered with Global Vikas Trust and has planted 3,80,300 saplings impacting 122 farmer families directly and around 150-200 farmer families indirectly in 12 districts of Madhya Pradesh.

Furthermore, we undertook flood relief work in Chennai and Tiruvallur district during the Michaung cyclone. We provided rice bags to 500 families and groceries to 300 families affected by the floods. During FY24, the SRF Foundation funded nineteen NGOs for twenty-one social projects in education, sports, health, and environment.

In recognition of our efforts in education programmes, the SRF Foundation was honoured with six prestigious awards during the year. Some noteworthy awards include the CSR Journal Excellence Award 2023, the Bhamashah Award 2023 for CSR intervention in Education (Rajasthan), and the ICC Social Impact Award 2023 for the promotion of education, among several others.

**Internal Control System and Internal Audit**

The company has a well-documented system of internal financial controls in place commensurate with its size, scale, and complexity of operations. These controls have been designed to provide reasonable assurance with respect to recording and providing reliable financial and operational information, complying with applicable laws, safeguarding assets, executing transactions with proper authorisation, and ensuring compliance with corporate policies.

The company has a well-established independent Internal Audit & Risk Management function which drives and coordinates for the Internal Audits, Internal Financial Controls and Enterprise Risk Management System. These frameworks are

The company has established a risk management framework to identify, assess and frame a response to threats that can affect its business objectives and stakeholders.

supported by a well-defined organisation structure, roles and responsibilities, documented policies and procedures, financial delegation of authority, ERP controls, among others.

The Internal Audit team monitors and evaluates the efficacy and adequacy of internal control systems in the company, the ERP solutions, the accounting procedures, and policies at all locations.

Internal Audit reviews are conducted on an ongoing basis, based on a comprehensive risk-based audit plan commensurate with the size and nature of business activities of the company. The Internal Audit plan is approved by the Audit Committee, which also reviews compliance to the said plan. Any significant audit observations and corrective actions thereon are presented to the Audit Committee which reviews the reports submitted by the Internal Auditors (both internal and external) in each of its meetings. Based on the gaps reported in the internal audit report, process owners undertake corrective actions in their respective areas and thereby strengthen the internal control framework. In addition, the statutory auditors also obtain reasonable assurance on the adequacy and operating effectiveness over the company's internal financial controls with reference to financial statements as a part of their annual audit exercise.

A robust Control Self-assessment (CSA) process enables process owners to perform self-assessment

and promote self-compliance in accordance with laid down policies and procedures, regulatory environment through IT-enabled platform such as CSA tool and Compliance Manager.

**Risk Management**

The company has developed and implemented a Risk Management Framework, which is approved by the Board. Further, Board has constituted a Risk Management Committee (RMC) to oversee key risks and assist the Board in efficient management of risk management process.

The Risk Management Policy, inter alia, includes identification therein of elements of risk, including those, which in the opinion of the Board/RMC may threaten the existence of the company or may have a significant material impact. Risk management process has been an integral part of the company strategy and planning process. The company has established a risk management framework to identify, assess and frame a response to threats that can affect its business objectives and stakeholders. Further, it is embedded across all the major functions and revolves around the goals and objectives of the organisation. The responsibility of tracking and monitoring the key risks of the business/function periodically and implementing suitable mitigation plans proactively is with the senior executives of various business/functional units.

**Risk Management Process**



**Risk Governance Structure**



The key roles and responsibilities regarding risk management in the company are summarised as follows:

- 1. Board of Directors (BOD) & the Audit Committee:**
  - The Board of Directors hold the overall responsibility for an effective risk management system. The Audit Committee of the Board examines the appropriateness and effectiveness of the risk management system at least once a year and reports to the Board
  - Review the risks that may threaten the existence of the company
  - Consider the recommendation of Risk Management Committee on Risk Management Plan/Policy
  - Review of policy, key risks as identified by the management, provide guidance to the management, and update the Board & Audit Committee on the same
- 2. Risk Management Committee (RMC):**
  - Overview company's risk management framework and its compliance
  - Identifications of key risks which may significantly impact the performance of the company
  - Assist the Board/Audit Committee in evaluating the effectiveness of Risk Management System
- 3. Corporate Leadership Team (CLT):**
  - Develop risk management framework and policy
  - Review key risks and mitigation action plan
  - Review effectiveness of risk mitigation strategies, develop counter measures, if any, and update the same to RMC
- 4. Business Leadership Team (BLT) & Risk Owners:**
  - Identification, classification, and prioritisation of risks into high, medium, and low as per risk management framework
  - Identify and implement risk mitigation measures
  - Periodically review mitigation measure status, develop counter measures, if any
  - Provide status update of key risks to the CLT

### Risk Classification

All risks have been broadly classified into the following categories:

#### Sustainability including ESG Risk

Risks arising out of macro-economics and other external conditions which can significantly impact the company's strategic business decision, future aspiration, and financial performance

#### Regulatory Risk

Risks arising out of regulatory non-compliances

#### IT and Cyber Risk

Potential loss due to non-availability of technical infrastructure or appropriate software technology, impact on data integrity, data theft or loss of Intellectual Property Right (IPR) due to compromised network security

#### Sustainability including ESG Risk

These are the risks arising out of environmental, social or governance events or conditions that, if it occurs, could cause an actual or a potential material negative impact

#### Operational Risk

Risks of loss due to inadequate manufacturing process, insufficient resources, inadequate processes, safety or failure thereof, insufficient skill or people

#### Financial & Reporting Risk

Financial reporting risk arises from the evolving accounting and financial reporting requirement, increasingly complex business model, etc.

#### Sectoral

These are the risks arising out of uncertainty with respect to changes in the economic and financial scenarios that are unique to a sector or industry



During FY24, significant changes in the key financial ratios as per listing regulations were as follows:

Ratio	FY24	FY23	% change	Reason
<b>Interest Coverage Ratio = (EBIDT - Current Tax) / Gross Interest and lease payments</b>	7.35	13.10	-43.89%	Interest rates witnessed an uptrend during FY24 due to increased benchmarks, both INR and USD. Higher debt led to additional interest outgo. EBITDA was lower than last year leading to some deterioration in the overall ratio
<b>Return on Net Worth = PAT / Net Worth</b>	13.07%	21.87%	-40.24%	Lower PAT due to business scenario in the current financial year

## 2017



### Packaging Films Business Domestic Tariff Area, Indore Site

SRF's Packaging Films Business set up a BOPET and BOPP films manufacturing facility at the Domestic Tariff Area (DTA), in Indore, Madhya Pradesh to tap the growth of the flexible packaging sector in India.

# Corporate Governance Report

## Philosophy of the Company on Corporate Governance

For SRF Limited (SRF), good corporate governance means adoption of best practices to ensure that the Company operates not only within the regulatory framework but is also guided by broader business ethics. The adoption of such corporate practices — based on transparency and proper disclosures — ensures accountability of the persons in charge of the Company and brings benefits to investors, customers, creditors, employees and the society at large.

## Board of Directors

### Composition of the Board

As on March 31, 2024, SRF's Board consisted of 10 Directors, of which three are executives of the Company (including the Chairman, who is an Executive Chairman), and six are independent and one is non independent and non-executive. Table 1 gives the details of the Board as on March 31, 2024.

**Table 1: Composition of the Board of Directors of SRF**

Name of Director	Category of Director	No. of other Directorships of Indian Public Ltd Co. (other than SRF Limited) *	No. of Committees where Chairperson or Member (including SRF Limited) #		Name of Listed Entities & Category of Directorship
			Chairperson	Member	
Mr. Ashish Bharat Ram	Executive Chairman, Promoter	6	1	1	1. KAMA Holdings Limited – Non- Executive Director 2. Havells India Limited - Independent Director 3. Bharat Forge Limited – Non-Independent & Non-Executive Director
Mr. Kartik Bharat Ram	Executive, Promoter	3	-	2	1. KAMA Holdings Limited – Non- Executive Director
Mr Tejpreet S Chopra**	Non-Executive, Independent	4	2	1	1. Gujarat Pipavav Port Limited – Independent Director 2. Indian Energy Exchange Ltd - Independent 3. Tube Investments of India Ltd -Independent Director 4. Eicher Motors Limited – Independent Director
Mr. Lakshman Lakshminarayan**	Non-Executive, Independent	0	1	-	-

Name of Director	Category of Director	No. of other Directorships of Indian Public Ltd Co. (other than SRF Limited) *	No. of Committees where Chairperson or Member (including SRF Limited) #		Name of Listed Entities & Category of Directorship
			Chairperson	Member	
Mr. Vellayan Subbiah	Non-Executive, Non-Independent	6	1	2	1. Tube Investments of India Ltd –Executive Vice Chairman, Promoter 2. Cholamandalam Investment and Finance Company Limited - Non-Executive Director 3. Cholamandalam Financial Holdings Limited - Non-Executive Director 4. CG Power and Industrial Solutions Limited - Non-Executive Director
Mr. Pramod Gopal Das Gujarathi	Executive	1	-	1	1. Chemiesynth (Vapi) Limited – Independent Director
Ms. Bharti Gupta Ramola	Non-Executive, Independent	2	-	2	1. HDFC Life Insurance Company Ltd – Independent Director, 2. Tata Steels Limited - Independent Director
Mr. Yash Gupta	Non-Executive, Independent Director	2	-	1	1. Restaurant Brands Asia Limited - Independent Director
Mr. Puneet Yadu Dalmia	Non-Executive, Independent Director	4	-	1	1. Dalmia Bharat Ltd - Managing Director 2. Piramal Enterprises Ltd - Independent Director 3. Piramal Capital & Housing Finance Ltd - Independent Director
Mr Raj Kumar Jain	Non-Executive, Independent Director	1	-	3	1. JK Agri Genetics Limited - Independent Director

Mr. Ashish Bharat Ram and Mr. Kartik Bharat Ram are related to each other.

\*Other directorships do not include directorships of private limited companies, foreign companies and companies registered under Section 8 of the Act.

\*\* Mr. L Lakshman and Mr. Tejpreet S Chopra ceased to be Independent Directors upon completion of second consecutive term with effect from close of business hours on March 31, 2024 and subject to approval of shareholders, Mr. Vineet Agarwal and Ms. Ira Gupta were appointed as Independent Directors w.e.f. April 1, 2024.

# Membership & Chairmanship of Stakeholder Relationship Committee & Audit Committee of Indian Public Limited Companies (whether listed or not) have been considered.

The Board has identified the following skills/expertise/ competencies fundamental for the effective functioning of the Company which are currently available with the Board :

Industry knowledge/experience	Technical skills/ experience	Behavioural Competencies
a) Consulting Experience	a) Accounting and finance	a) Integrity and ethical standards
b) Manufacturing Industry experience	b) Industrial Engineers	b) Mentoring abilities
c) Understanding of relevant laws, rules, regulation and policy	c) Talent Management	c) Critical thinking
d) Analyzing Business Problems	d) Compliance and risk	d) Strategic Planning
e) Adapting to changing Business Conditions	e) Devising plans for New Business	e) Entrepreneurial & Commercial Acumen
f) Recommending cost-cutting measures	f) Proposing solutions to Business Problems	f) Analytical Decision Making
g) Recommending Process Improvements	g) Innovation	g) Customer Centricity
		h) Leading Change
		i) Leading People

Skills available with Board as per skill matrix -

S. No.	Name of Director	Industry knowledge/ experience	Technical skills/ experience	Behavioural Competencies
1.	Mr. Ashish Bharat Ram	b,c,d,e,f,g	a,d,e,f,g	a,c,d,e,f,g,h,i
2.	Mr. Kartik Bharat Ram	b,d,e,f,g	c,d,e,f,g	a,b,c,d,e,f,h,i
3.	Mr. Lakshman Lakshminarayan	b,c,d,e,f,g	a,b,c,f	a,b,e,f,g,i
4.	Mr. Vellayan Subbiah	a,b,c,d,e,f,g	a,b,e,f	a,c,d,e,f,g,h
5.	Mr. Tejpreet S Chopra	b,c,d,f,g	d,e,f,g	a,c,d,e,f,g,h
6.	Mr. Pramod G. Gujarathi	b,c,f,g	b,d,	a,b,c,f,g
7.	Mrs. Bharti Gupta Ramola	a,c,d,e,g	a,d,f,g	a,c,d,f,g,h
8.	Mr. Puneet Yadu Dalmia	b,c,d,e,f,g	a,b,e,f	a,b,c,d,e,f,i
9.	Mr. Yash Gupta	a,d,e,f,g	a,c,e,f,g	a,b,c,d,e,f,h
10.	Mr. Raj Kumar Jain	a, b,c,d, e, g	a,b,c,e, f, g	a,b,c,d,e,f, g,h,i

Certificate from M/s. Rohit Parmar & Associates, Practising Company Secretary (Registration No. 22137) dated April 30, 2024, confirming that none of the Directors on the Board of the Company have been debarred or disqualified from being appointed or continuing as directors of the Company by the SEBI/ Ministry of Corporate Affairs or any such Statutory Authority as stipulated under Regulation 34(3) of the Listing Regulations, is attached to this Report.

### Independent Directors on the Board are Non-Executive Directors

Our definition of 'Independence' of Directors is derived from Regulation 16 of Listing Regulations, and Section 149(6) of the Companies Act, 2013. Based on the confirmation / disclosures received from the Directors and on evaluation of the relationships disclosed, all Independent Directors are Non-Executive Directors and are Independent in terms of Regulation 16 of Listing Regulations and Section 149(6) of the Companies Act, 2013.

The Company has received declarations from all the Independent Directors confirming that they meet the criteria of independence as prescribed both under the Companies Act and Listing Regulations. In terms of Regulation 25(8) of SEBI Listing Regulations, they have confirmed that they are not aware of any circumstance or situation which exists or may be reasonably anticipated that could impair or impact their ability to discharge their duties. Based on the declarations received from the Independent Directors, the Board of Directors has confirmed that they meet the criteria of independence as mentioned under Regulation 16(1)(b) of the SEBI Listing Regulations and that they are independent of the management.

None of the Directors on the Board holds directorships in more than ten public companies. None of our Directors serve as a director/ independent director in more than seven listed entities. None of our Directors who is serving as whole time Director/ Managing Director in any listed entity is holding position of independent director in more than three listed entities. None of the Directors is a member of more than ten Board level committees nor are they

Chairpersons of more than five committees in which they are members.

### Independent Directors' Meeting

In accordance with the applicable provisions of Companies Act, 2013 and Listing Regulations, a meeting of the Independent Directors of the Company was held on January 30, 2024, without the attendance of Non-Independent Directors and members of the management.

### Familiarisation Programme

Your Company has put in place familiarisation programme for all its Directors including the Independent Directors with regard to their roles, rights, responsibilities in the Company, nature of the industry in which the Company operates, the business models of the Company etc and the familiarisation programme for the Independent Directors is available on the website of the Company at the link <https://www.srf.com/investors/corporate-governance/>

### Number of Board Meetings

During 2023-24, the Board of Directors met five times on the dates as referred below in Table 2.

**Table 2: Attendance of directors in Board Meetings and Annual General Meeting (AGM) held during the year in 2023-24**

Name of the Director	Date of Board Meeting and Attendance of Directors				Date of AGM and Attendance of Directors
	May 09, 2023	July 24, 2023	October 27, 2023	January 30, 2024	June 30, 2023
Mr. Ashish Bharat Ram	Yes	Yes	Yes	Yes	Yes
Mr. Kartik Bharat Ram	Yes	Yes	Yes	Yes	Yes
Mr. Pramod G Gujarathi	No	No	No	Yes	Yes
Mr. Tejpreet S Chopra	Yes	Yes	Yes	Yes	Yes
Mr. Lakshman Lakshminarayan	Yes	Yes	Yes	Yes	Yes
Mr. Vellayan Subbiah	Yes	Yes	Yes	Yes	Yes
Mrs. Bharti Gupta Ramola	Yes	No	Yes	Yes	Yes
Mr. Puneet Yadu Dalmia	Yes	Yes	Yes	No	Yes
Mr. Yash Gupta	Yes	Yes	Yes	Yes	Yes
Mr. Raj Kumar Jain	Yes	Yes	Yes	No	Yes

### Remuneration of Directors

Table 3 gives the remuneration paid or payable to the Directors of SRF Limited for financial year 2023-24 and table 4 gives details of Service Contracts

**Table 3: Remuneration Paid or Payable**

S. No	Name	Salary & Allowances	Sitting Fees	Perquisites	Retiral benefits	Commission (Provided)/ Professional Fees	Total (₹ In Crores)
1	Mr Ashish Bharat Ram	9.63	-	1.04	1.35	8.00	20.02
2	Mr Kartik Bharat Ram	9.63	-	1.04	1.53	8.00	20.20
3	Mr Pramod G Gujarathi	0.24	-	-	0.02	-	0.26
4	Mr. Raj Kumar Jain	-	0.03	-	-	0.18	0.21
5	Mr Tejpreet S Chopra	-	0.04	-	-	0.18	0.22
6	Mr. Lakshman Lakshminarayan	-	0.04	-	-	0.18	0.22
7	Mr Vellayan Subbiah	-	0.01	-	-	0.18	0.19
8	Mrs. Bharti Gupta Ramola	-	0.03	-	-	0.18	0.21
9	Mr. Puneet Dalmia	-	0.01	-	-	0.18	0.19
10	Mr. Yash Gupta	-	0.05	-	-	0.18	0.23
	<b>Total</b>	<b>19.50</b>	<b>0.21</b>	<b>2.08</b>	<b>2.90</b>	<b>17.26</b>	<b>41.95</b>

The Nomination and Remuneration Committee has laid down criteria for making payments to non-executive directors, which inter alia, includes level of remuneration /commission payable by other comparable companies, time devoted, experience, providing guidance on strategic matters and such other factors as it may deem fit.

The non-executive directors are entitled to remuneration up to an aggregate limit of one percent per annum of the net profits of the Company. Within the aforesaid limit, the commission payable is determined by the Board and equal amount of commission is payable to all the Non-Executive Directors in accordance with the NRC Policy. For the year under review, remuneration to non-executive directors was approved by the Board of Directors with the interested non-executive directors, not participating or voting in the resolution.

**Table 4: Details of Service Contracts**

Name of Director	Tenure	Notice Period	Severance Fee
Mr. Ashish Bharat Ram	5 years w.e.f. May 23, 2020.	3 months by either party	As per the provisions of the Companies Act, 2013
Mr. Kartik Bharat Ram	5 years w.e.f. June 01, 2021.	3 months by either party	As per the provisions of the Companies Act, 2013
Mr. Pramod Gopaldas Gujarathi	3 years w.e.f. April 01, 2023.	1 month by either party	Nil

### Shareholding of Non-Executive Directors

Table 5 gives details of the shares held by the non-executive Directors as on March 31, 2024.

**Table 5: Equity Shares held by Non-Executive Directors as on March 31, 2024**

Name of Director	Category	Number of Equity Shares Held
Mr. Tejpreet S Chopra	Independent	3521
Mr. Lakshman Lakshminarayan	Independent	-
Mr. Vellayan Subbiah	Non-Executive and Non-Independent	67035
Mrs. Bharti Gupta Ramola	Independent	-
Mr. Puneet Yadu Dalmia	Independent	-
Mr. Yash Gupta	Independent	3200
Mr. Raj Kumar Jain	Independent	-

The Company has not issued any convertible securities to any Director

### Information Supplied to the Board

The Board has complete access to all information with the Company. Inter-alia, the following information is regularly provided to the Board as a part of the agenda papers well in advance of the Board meetings or is tabled in the course of the Board meeting:

- Annual operating plans and budgets and any update thereof
- Capital budgets and any updates thereof
- Quarterly results of the Company and operating divisions and business segments
- Minutes of the meetings of the audit committee and other committees of the Board
- Information on recruitment and remuneration of senior officers just below the level of Board, including the appointment or removal of Chief Financial Officer and Company Secretary
- Materially important show cause, demand, prosecution notices and penalty notices
- Fatal or serious accidents, dangerous occurrences, any material effluent or pollution problems
- Any material default in financial obligations to and by the Company, or substantial non-payment for goods sold by the Company
- Any issue, which involves possible public or product liability claims of substantial nature, including any judgement or order, which may have passed strictures on the conduct of the Company or taken an adverse view regarding

another enterprise that can have negative implications on the Company

- Details of any joint venture or collaboration agreement
- Transactions that involve substantial payment towards goodwill, brand equity or intellectual property
- Significant labour problems and their proposed solutions. Any significant development in human resources / industrial relations front like signing of wage agreement, implementation of voluntary retirement scheme, etc
- Sale of material nature of investments, subsidiaries, assets, which is not in the normal course of business
- Quarterly details of foreign exchange exposures and the steps taken by management to limit the risks of adverse exchange rate movement, if material
- Non-compliance of any regulatory, statutory nature or listing requirements and shareholders service such as non-payment of dividend, delay in share transfer, etc

The Board periodically reviews compliance reports of all laws applicable to the Company, prepared by the Company as well as steps taken by the Company to rectify instances of non-compliances.

In addition to the above, pursuant to the Listing Regulations the minutes of the Board meetings



of your Company's unlisted subsidiary companies and a statement of all significant transactions and arrangements entered into by the unlisted subsidiary companies are also placed before the Board.

### Code of Conduct

The Company's Board has laid down a Code of Conduct for all Board members and senior management of the Company. The Code of Conduct is available on the website of the Company, <https://www.srf.com/investors/corporate-governance/>. All Board members and designated senior management personnel have affirmed compliance with the Code of Conduct. A declaration signed by the Chairman & Managing Director to this effect is enclosed at the end of this report.

### Risk Management

The Company has laid down procedures to inform the Board members about the risk assessment and minimisation procedures. These procedures are being periodically reviewed to ensure that management controls risk through means of a properly defined framework.

### Statutory Committees of the Board

#### a) Audit Committee

##### i) Terms of Reference

The terms of reference of the Audit Committee are wide enough covering the matters as per the guidelines set out in the Listing Regulations read with Section 177 of the Companies Act, 2013. These broadly includes approval of annual internal audit plan, review of financial reporting systems, ensuring compliance with regulatory guidelines, discussions on quarterly, half yearly and annual financial results, interaction with statutory, internal and cost auditors, recommendation for appointment, remuneration and term of auditors, examination of financial statements and auditors' report thereon, review the functioning of the Whistle Blower Mechanism, review and monitor the auditor's independence and performance and effectiveness of audit process, approval or any subsequent modification of

transactions of the Company with related parties, scrutiny of inter-corporate loans and investments, valuation of undertakings or assets of the company, wherever it is necessary, evaluation of internal financial controls and risk management systems, reviewing with the management adequacy of internal control system and reviewing the utilization of loan and/ or advances from/ investment by the holding company in the subsidiary company exceeding prescribed limit.

In addition, the Committee also mandatorily reviews:

- Management discussion and analysis of financial condition and results of operations;
- Statement of significant related party transactions (as defined by the Audit Committee), submitted by management;
- Management letters / letters of internal control weaknesses issued by the statutory auditors;
- Internal audit reports relating to internal control weaknesses;
- The appointment, removal and terms of remuneration of the Chief internal auditor shall be subject to review by the Audit Committee, and
- Statement of deviations:
  - (a) Quarterly statement of deviation(s) including report of monitoring agency, if applicable, submitted to stock exchange(s) in terms of Regulation 32(1).
  - (b) Annual statement of funds utilized for purposes other than those stated in the offer document/prospectus/notice in terms of Regulation 32(7).

##### ii) Composition of Audit Committee and Attendance of members in Audit Committee Meeting held during the year

As on March 31, 2024, the Audit Committee of SRF comprised of three Directors all of whom are independent, namely Mr. Lakshman Lakshminarayan as Chairman, Mr. Raj Kumar Jain and Mrs. Bharti Gupta Ramola as members. The constitution of the Committee meets the requirements of Section 177 of the Companies Act, 2013, as

well as Regulation 18 of Listing Regulations. All the members of the Audit Committee are financially literate. Chairman & Managing Director, Joint Managing Director, CFO, Internal Auditors and Statutory Auditors are invitees to the Committee. Company Secretary of the Company acts as Secretary to the Committee.

Table 6 provides details of the Audit Committee meetings held during the year 2023-24 and attendance of its members.

**Table 6: Attendance Record of Audit Committee Meetings during 2023-24**

Name of Members**	Category	Date of Audit Committee Meeting and Attendance of Members			
		May 08, 2023*	July 24, 2023	October 27, 2023	January 30, 2024
Mr. Lakshman Lakshminarayan (Chairman)	Independent, Non-Executive	Yes	Yes	Yes	Yes
Mrs. Bharti Gupta Ramola	Independent, Non-Executive	Yes	No	Yes	Yes
Mr. Raj Kumar Jain	Independent, Non-Executive	Yes	Yes	Yes	Yes

\*Audit Committee Meeting dated May 08, 2023 was adjourned and reconvened & concluded on May 09, 2023.

\*\* Mr. L Lakshman ceased to be Independent Director and Chairman of Audit Committee upon completion of second consecutive term with effect from close of business hours on March 31, 2024. The Committee was reconstituted by redesignation of Mrs. Bharti G Ramola as Chairperson of Audit Committee and induction of Mr. Yash Gupta as Member of Audit Committee wef April 1, 2024

#### b) Nomination and Remuneration Committee

##### i) Terms of Reference:

The terms of reference of the Committee are wide enough covering the matters specified in Listing Regulations and the Companies Act, 2013 and Terms of reference of the Committee briefly are as under:

- Formulation of the criteria for determining qualifications, positive attributes and independence of a director.
- Formulation of criteria for evaluation of Independent Directors and the Board
- Devising a policy on Board diversity.
- Formulation of policies for remuneration to Directors, Key Managerial Personnel, Senior Management Personnel and other Employees.
- Identification and recommendation to Board of persons who are qualified

to become Directors, Key Managerial Personnel and, Senior Management Personnel and in accordance with the criteria laid down.

- Recommend to the Board on appointment and removal of Directors, Key Managerial Personnel and Senior Management Personnel
- Evaluation of the performance of Directors (other than independent directors).
- Evaluation of the performance of independent directors and make recommendations to Board.
- To oversee succession planning for Board of Directors, Key Managerial Personnel and Senior Management Personnel
- Formulation of criteria for making payment to Non-Executive Directors

- Recommend to the board, all remuneration, in whatever form, payable to senior management.

ii) **Composition of Nomination and Remuneration Committee**

As on March 31, 2024, this Committee comprised of three Directors, all of whom are independent, namely

Mr. Tejpreet S Chopra (Chairman), Mr. Yash Gupta and Mr. Puneet Yadu Dalmia as Members. The constitution of the Committee meets the requirements of Section 178 of the Companies Act, 2013.

Table 7 provides details of the Nomination and Remuneration Committee meetings held during the year 2023-24 and attendance of its members.

**Table 7: Attendance Record of Nomination and Remuneration Committee Meetings during 2023-24**

Name of Members	Category	Date of NRC Meeting and Attendance of Members January 30, 2024
Mr. Tejpreet S Chopra (Chairman)**	Independent, Non-Executive	Yes
Mr. Puneet Yadu Dalmia	Independent, Non-Executive	No
Mr. Yash Gupta**	Independent, Non-Executive	Yes

\*\* Mr. Tejpreet S Chopra ceased to be Independent Director and Chairman of NRC Committee upon completion of second consecutive term with effect from close of business hours on March 31, 2024. The Committee was reconstituted by redesignation of Mr. Puneet Dalmia as Chairman of the NRC Committee and induction of Mr. Vineet Agarwal and Ms. Ira Gupta as members of the Committee and cessation of membership of Mr. Yash Gupta wef April 1, 2024

iii) **Annual Evaluation of Board, Committees and Individual Directors**

Pursuant to the provisions of the Companies Act, 2013, Listing Regulations and as per the Nomination, Appointment and Remuneration Policy, the Board of Directors/ Independent Directors/ Nomination & Remuneration Committee ("NRC") (as applicable) had undertaken an evaluation of the Board's own performance, the performance of its Committees and of all the individual Directors including the Chairman of the Board of Directors based on various parameters relating to roles, responsibilities and obligations of the Board, effectiveness of its functioning, contribution of Directors at meetings and the functioning of its Committees.

Performance evaluation of independent directors is done by the Nomination and Remuneration Committee on criteria more particularly described in the Nomination, Appointment and Remuneration Policy, a copy of which is attached as Annexure I to the Board Report.

Based on the recommendations of the NRC, the Board of Directors decide to continue their appointment or consider them for reappointment, as applicable.

iv) **Nomination, Appointment and Remuneration Policy**

The Company's Nomination, Appointment and Remuneration Policy for Directors, Key Managerial Personnel and Senior Management Personnel forms part of the Board's Report and is also accessible on Company's website [www.srf.com](http://www.srf.com).

c) **Stakeholders Relationship Committee**

As on March 31, 2024, this Committee comprised four Directors—two executive Directors and two non-executive Directors, Mr. Tejpreet S Chopra, (Independent Director) is Chairman, Mr. Yash Gupta, (Independent Director), Mr. Ashish Bharat Ram and Mr. Kartik Bharat Ram (Executive Directors) are members of the Committee.

Table 8 provides details of the Stakeholders Relationship Committee meetings held during the year 2023-24 and attendance of its members.

**Table 8: Attendance Record of Stakeholders Relationship Committee Meetings during 2023-24**

Name of Members	Mr. Tejpreet S Chopra (Chairman)**	Mr. Ashish Bharat Ram	Mr. Kartik Bharat Ram	Mr. Yash Gupta**
Category	Non-Executive, Independent	Executive, Promoter	Executive, Promoter	Non-Executive, Independent
Date of Stakeholders Relationship Committee Meetings during 2023-24	April 28, 2023	Yes	Yes	Yes
	May 09, 2023	Yes	Yes	Yes
	June 03, 2023	No	No	Yes
	June 30, 2023	Yes	Yes	Yes
	July 19, 2023	Yes	Yes	Yes
	September 04, 2023	Yes	Yes	Yes
	October 04, 2023	No	No	Yes
	November 09, 2023	Yes	Yes	Yes
	November 21, 2023	Yes	Yes	Yes
	December 26, 2023	No	Yes	Yes
	January 24, 2024	Yes	Yes	Yes
	February 08, 2024	No	Yes	Yes
	March 26, 2024	Yes	Yes	Yes

\*\* Mr. Tejpreet S Chopra ceased to be Independent Director and Chairman of Stakeholder Relationship Committee upon completion of second consecutive term with effect from close of business hours on March 31, 2024. The Committee was reconstituted by induction of Mr. Raj Kumar Jain as Chairman of the Committee and cessation of membership of Mr. Yash Gupta wef April 1, 2024.

Mr. Rajat Lakhanpal, Sr. VP (Corporate Compliance) & Company Secretary is Compliance Officer under Listing Regulations.

As on March 31, 2024, no investor complaint was pending with the Registrar and Share Transfer Agent.

Table 9 gives data on the shareholder/investor complaints received and redressed during the year 2023-24.

**Table 9: Shareholder and Investor Complaints received and redressed during 2023-24**

Total Complaints Received	Total Complaints Redressed	Complaints not solved to the satisfaction of Shareholders	Pending as on March 31, 2024
316	316	Nil	Nil

d) **Corporate Social Responsibility Committee**

As on March 31, 2024, this Committee comprised of three Directors —Mr. Kartik Bharat Ram (Chairman), Mr. Lakshman Lakshminarayan and Mr. Yash Gupta as members. The constitution of the Committee meets the requirements of Section 135 of the Companies Act, 2013.

The terms of reference of the Committee in line with the requirements of the Section 135 of the Companies Act, 2013 and the rules framed thereunder. Table 10 provides details of the Corporate Social Responsibility Committee meetings held during the year 2023-24 and attendance of its members:

**Table 10: Attendance Record of Corporate Social Responsibility Committee Meetings during 2023-24**

Name of the Member	Category	Date of Corporate Social Responsibility Meeting and Attendance of Member	
		08 May 2023	30 January 2024
		Mr. Kartik Bharat Ram (Chairman)	Executive
Mr. Lakshman Lakshminarayan**	Independent	Yes	Yes
Mr. Yash Gupta	Independent	Yes	Yes

\*\* Mr. L Lakshman ceased to be Independent Director and member of CSR Committee upon completion of second consecutive term with effect from close of business hours on March 31, 2024. The Committee was reconstituted by inducting Ms. Ira Gupta as members of the Committee wef April 1, 2024

The details of CSR initiatives undertaken by the Company during financial year 2023-24 are provided in the CSR Annual Report annexed to the Directors Report.

**e) Risk Management Committee**

As on March 31, 2024, this Committee comprised of three Directors— Mr. Ashish Bharat Ram as Chairman, Mr. Kartik Bharat Ram and Mrs. Bharti Gupta Ramola as Members. The composition of the Committee is in conformity with Regulation 21 of the Listing Regulations.

As on March 31, 2024, brief description of terms of reference of Risk Management Committee interalia includes the following:

- (1) To formulate a detailed risk management policy which shall include:
  - (a) A framework for identification of internal and external risks specifically faced by the listed entity, in particular including financial, operational, sectoral, sustainability (particularly, ESG related risks), information, cyber security risks or any other risk as may be determined by the Committee.
  - (b) Measures for risk mitigation including systems and processes for internal control of identified risks.

(c) Business continuity plan.

- (2) To ensure that appropriate methodology, processes and systems are in place to monitor and evaluate risks associated with the business of the Company;
- (3) To monitor and oversee implementation of the risk management policy, including evaluating the adequacy of risk management systems;
- (4) To periodically review the risk management policy, at least once in two years, including by considering the changing industry dynamics and evolving complexity;
- (5) To keep the board of directors informed about the nature and content of its discussions, recommendations and actions to be taken;
- (6) The appointment, removal and terms of remuneration of the Chief Risk Officer (if any) shall be subject to review by the Risk Management Committee.

Table 11 provides details of the Risk Management Committee meetings held during the year 2023-24 and attendance of its members.

**Table 11: Attendance Record of Risk Management Committee Meeting during 2023-24**

Name of Members	Category	Date of meeting and Attendance of Director	
		June 05, 2023	November 28, 2023
Mr. Ashish Bharat Ram (Chairman)	Executive, Promoter	Yes	Yes
Mr. Kartik Bharat Ram	Executive, Promoter	No	Yes
Mrs. Bharti Gupta Ramola	Independent, Non-Executive	Yes	Yes

**f) Committee of Directors – Financial Resources**

As on March 31, 2024, this Committee comprised of three Directors - Mr. Ashish Bharat Ram, Mr. Kartik Bharat Ram and Mr. Pramod Gopaldas Gujarathi all of whom are executive directors.

**Table 12 provides details of the Committee of Directors- Financial Resources meetings held during the year 2023-24 and attendance of its members.**

Name of Members	Date of Committee of Directors- Financial Resources Meeting and Attendance of Members									
	9 May 23	23 Jun 23	24 Jul 23	11 Aug 23	27 Oct 23	08 Jan 24	30 Jan 24	13 Mar 24	20 Mar 24	
Mr. Ashish Bharat Ram	Yes	Yes	Yes	Yes	Yes	Yes	Yes	Yes	Yes	
Mr. Kartik Bharat Ram	Yes	Yes	Yes	Yes	Yes	Yes	Yes	Yes	Yes	
Mr. Pramod G Gujarathi	No	No	No	No	No	No	Yes	No	No	

**Recommendations made by any of the above Committees which were not accepted by the Board**

During the year under review, there were no instances where the Board has not accepted any recommendation(s) made by any of the Committee of the Board.

**Senior Management-** Particulars of Senior Management Personnel as defined under Regulation 16(1)(d) of SEBI (LODR) as on March 31, 2024 Including the changes therein since the close of the previous financial year are as follows:

S. No.	Name of Senior Management	Designation
1	Mr. Ashish Bharat Ram	Chairman & Managing Director
2	Mr. Kartik Bharat Ram	Joint Managing Director
3	Mr. Pramod Gopaldas Gujarathi	Occupier & Director (Safety & Environment)
4	Mr. Prashant Mehra	President & CEO (Packaging Films Business, Coated Fabric & Laminated Fabric Business)
5	Mr. Anurag Jain	President & CEO (Specialty Chemicals Business & CTG)
6	Mr. Prashant Yadav	President & CEO (Fluoro Chemicals Business & Technical Textiles Business)
7	Mr. Ajay Chowdhury	President & CHRO
8	Mr. Sanjay Rao	President & CIO
9	Mr. Rahul Jain	President & CFO
10	Mr. Rajat Lakhanpal	Sr. VP (Corporate Compliance) & Company Secretary

There is no change in Senior Management during the financial year.

**Disclosure of certain types of agreements binding listed entities - Information disclosed under clause 5A of Para A of Part A of Schedule III of SEBI (LODR) , 2015**

Nil

There is no such agreement.

**Management**

**Management Discussion and Analysis**

This is given as a separate chapter in this Annual Report.

**Disclosure Requirements**

- During the year 2023-24, the Company had no materially significant related party transactions. Transactions with related parties are disclosed in Note No 32 to the Financial Statements. The Company has policies on materiality of Related Party Transactions and on dealing with Related Party Transactions. The said policies are available on the website of the Company at <https://www.srf.com/investors/corporate-governance/>. Policy of determining 'material subsidiaries' is available on the website of the Company at <https://www.srf.com/investors/corporate-governance/>.
- The equity shares of the Company are listed on BSE Limited and National Stock Exchange of India Limited. The Company has complied with all the applicable requirements of capital markets and no penalties or strictures have been imposed on the Company by Stock Exchange(s), SEBI or any other statutory authority, on any matter relating to the capital markets, during the last three years.
- Vigil Mechanism Policy : Section 177 (9) of the Companies Act, 2013 and Regulation 22 of Listing Regulations requires that a Company shall have a vigil mechanism for directors and employees for reporting concerns about unethical behaviour, actual or suspected fraud or violation of the Company's code of conduct or ethics policy. Vigil Mechanism Policy of the Company includes Code of Conduct for Directors and Senior Management Personnel, Code of Conduct for employees, Policy against sexual harassment, Whistle blower Policy and Code of Conduct for Prevention of Insider Trading.

The Company is following such a policy and details of which are disclosed by the Company on its website at <https://www.srf.com/investors/corporate-governance/>. No personnel has been denied access to the Audit Committee for raising his/her concern under this policy during financial year 2023-24.

- The Company has complied with all the mandatory requirements specified in Regulations 17 to 27 (as applicable) and clauses (b) to (i) of sub – regulation (2) of Regulation 46 of the Listing Regulations
- This Corporate Governance Report of the Company for the year 2023-24 is in compliance with the requirements of Listing Regulations, as applicable.

**Non-Mandatory Requirement**

The status of adoption of the non-mandatory requirements as specified in sub – regulation 1 of Regulation 27 of the SEBI (Listing Obligations and Disclosure Requirements) Regulations, 2015 are as follows:

- (a) **The Board** : The Chairman of the Company is Executive Chairman; **(b) Shareholder Rights**: Half-yearly and other quarterly financial statements are published in newspapers and uploaded on Company's website [www.srf.com](http://www.srf.com). **(c) Modified opinion(s) in audit report**: The Company already has in place a regime of un-qualified financial statements. Auditors have raised no qualification on the financial statements; and **(d) Reporting of Internal Auditor**: The Internal Auditor of the Company reports to the President & CFO of the Company and has direct access to the Audit Committee.

**CEO/CFO certification**

The Certificate in compliance with Regulation 17(8) of Listing Regulations was placed before the Board of Directors.

**Appointment/ Reappointment/Resignation of Directors**

Mr. Vellayan Subbiah, Non-Independent & Non-Executive Director is retiring by rotation and being eligible, offer himself for re-appointment.

Mr. L Lakshman and Mr. Tejpreet S Chopra ceased to be Independent Director(s) upon completion their second consecutive term with effect from close of business hours on March 31, 2024.

Subject to approval of shareholders, the Board at its meeting held on January 30, 2024 appointed Mr. Vineet Agarwal and Mrs. Ira Gupta as Additional Director (Independent) w.e.f. April 1, 2024.

Brief resumes of all the directors proposed to be appointed/re-appointed are given in the Notice of the 53rd Annual General Meeting.

**General body meetings**

**Last three Annual General Body Meetings**

The details of the last three AGMs are given in Table 14.

**Table 14 : Last three AGMs of the Company**

Year	Location	Date	Time	No. of Special Resolutions Passed
2020-21	Video Conferencing. Deemed Venue- The Galleria, DLF Mayur Vihar, Unit No. 236 & 237, 2nd Floor, Mayur Place, Mayur Vihar Phase I Extn, Delhi – 110091	August 31, 2021	11.00 A.M.	1
2021-22	Video Conferencing. Deemed Venue- The Galleria, DLF Mayur Vihar, Unit No. 236 & 237, 2nd Floor, Mayur Place, Mayur Vihar Phase I Extn, Delhi – 110091	July 21, 2022	11.00 A.M	2
2022-23	Video Conferencing. Deemed Venue- The Galleria, DLF Mayur Vihar, Unit No. 236 & 237, 2nd Floor, Mayur Place, Mayur Vihar Phase I Extn, Delhi – 110091	June 30, 2023	10.00 A.M	6

**Postal Ballot**

During the year no resolutions was passed through Postal Ballot.

**Additional Shareholder Information  
53rd Annual General Meeting**

Day: Friday  
Date: June 28, 2024  
Time: 11.00 A.M.  
Mode: Video Conferencing

**Means of Communication with Shareholders**

Quarterly and annual results of SRF are published in two major national dailies, generally Business Standard / Financial Express (in English) and Jansatta (in Hindi). In addition, these results are posted on the website of the Company, [www.srf.com](http://www.srf.com). The website also contains other information regarding SRF available in the public domain.

SRF communicates with its institutional shareholders through analysts briefing and individual discussions between the fund managers and the management team. The presentations made to analysts and funds managers are posted on the Company's website.

2021, May 13, 2022 and January 5, 2023 (collectively referred to as 'SEBI Circulars') and deemed venue for meeting will be Registered Office: The Galleria, DLF Mayur Vihar, Unit No. 236 & 237, 2nd Floor, Mayur Place, Mayur Vihar Phase I Extn, Delhi – 110091 For details please refer to the Notice of this AGM.

#### Financial Year

1 April to 31 March

#### Tentative Financial Calendar for Results, 2024-25

First Quarter	Third week of July 2024
Second Quarter	Last week of October 2024
Third Quarter	Last week of January 2025
Fourth Quarter and Annual	Second week of May 2025

#### Interim Dividend Payment Date

During the financial year 2023-24, Two interim dividends of ₹ 3.60/- per share (36%) each on the paid up capital of the Company absorbing ₹ 213.43 Crores approx. were paid on August 22, 2023 and February 28, 2024 respectively.

#### Equity Shares in Unclaimed Shares Suspense Account

In terms of Regulation 39 of the SEBI (Listing Obligations and Disclosure Requirements) Regulations, 2015 details of the equity shares lying in the Unclaimed Suspense Account are as follows:

Particulars	No. of shareholders	No. of Equity Shares
Aggregate Number of shareholders and the Outstanding shares in the Unclaimed Suspense Account lying as on April 1, 2023	936	2,89,141
Less : Number of shareholders to whom shares were transferred from suspense account during the year	(35)	(20,788)
Less : Number of shares transferred to IEPF Authority during the year	(204)	(57,498)
Aggregate number of shareholders and the outstanding shares in the suspense account lying on March 31, 2024	697	2,10,855

The Voting rights on these shares shall remain frozen till the rightful owner of such shares claims the shares.

The rightful owner can still claim his/ her shares from the suspense account after complying with the procedure laid down in the statute regarding the same.

#### Details of Total fees paid to Statutory Auditors and all entities in the network firm/network entity of which the statutory auditor is a part

B S R & Co. LLP, Chartered Accountant who are the Statutory Auditors of the Company are a part of B S R & Affiliates network. During financial year 2023-24, total fees paid by the Company and its subsidiaries on a consolidated basis to B S R & Co. LLP, Chartered Accountant and all entities forming part of B S R & Affiliates network is ₹ 2.10 Crores (including out of pocket expenses).

#### Details of utilisation of funds raised through preferential allotment or qualified institutions placement as specified under Regulation 32(7A)

The Company did not raise any funds through preferential allotment or qualified institutions placement during the year.

#### Disclosure by Company and its subsidiaries of 'Loans and advances in the nature of loans to firms/companies in which directors are interested by name and amount –

Below are the details of Loans and advances made by the Company and its subsidiaries to firms/companies in which directors are interested -

(₹ In Crores)

Lender	Borrower	Nature of Relationship	Currency	Opening Balance as on 01.04.2023*	Loan granted during the year	Loan repaid during the year	Closing Balance as on 31.03.2024
SRF Limited (Company)	SRF Altech Limited	Wholly owned subsidiary	INR	54.96	365.04	(360.00)	60.00
SRF Global BV (Wholly Owned Subsidiary of Co.)	SRF Industex Belting (Pty) Limited	Wholly owned subsidiary	USD	52.32	-	(3.96)	48.36
	SRF Europe Kft.	Wholly owned subsidiary	EURO	260.47	-	(58.49)	201.98
	SRF Flexipak (South Africa) (Pty) Limited	Wholly owned subsidiary	USD	5.52	-	(5.52)	-

\* April 1, 2023 numbers have been computed using exchange rate as on March 31, 2024, where ever applicable. Exchange rate used- USD-1 Rupees equals to USD 83.383 and 1 Rupees equals to EURO 89.978

#### Details of material subsidiaries of the listed entity

In compliance with the Listing Regulations, the Board has formulated the Policy for determining Material Subsidiaries, which is available on its website. There is no material subsidiary of Company as on 31.03.2024.

#### Disclosures in relation to the Sexual Harassment of Women at Workplace (Prevention, Prohibition and Redressal) Act, 2013 for the year 2023-24

No. of complaints filed during the financial year	Nil
No. of complaints disposed off during the financial year	Nil
No. of complaints pending as on the end of the financial year	Nil

#### List of Credit Ratings

Instrument	Rating Agency	Rating	Outlook
Fund Based and Non-Fund Based Limits	India Ratings	IND AA+/Stable/IND A1+	Stable
Fund Based and Non-Fund Based Limits	CRISIL	CRISIL AA+/Stable/ CRISIL A1+	Stable
Long Term Loans	India Ratings	IND AA+/Stable	Stable
Long Term Loans	CRISIL	CRISIL AA+/Stable	Stable
Commercial Papers	India Ratings	IND A1+	Stable
Commercial Papers	CRISIL	CRISIL A1+	Stable

During the year under review there is no revision in Credit Rating.

#### Listing on Stock Exchanges in India

As on March 31, 2024, SRF's shares are listed on the BSE and the NSE. The Company has paid the listing fee to both BSE and NSE for the year 2024-25. The Stock Codes are:

Stock Exchanges	Equity Shares
BSE Limited 25th Floor , P.J. Towers Dalal Street, Mumbai 400 001	503806
National Stock Exchange of India Limited "Exchange Plaza" Bandra-Kurla Complex Bandra (E) Mumbai 400 051	SRF

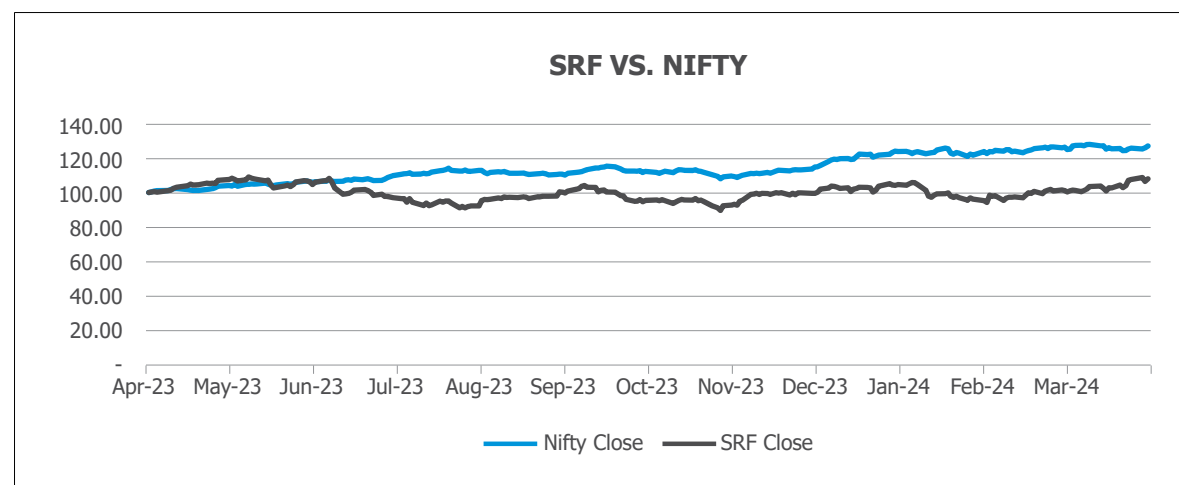
### Stock Market Data

Table 15 gives the monthly high and low quotations as well as the volume of shares traded at BSE and NSE during 2023-24

**Table 15: Monthly Highs and Lows and Volumes Traded at the BSE and NSE during 2023-24**

Month	BSE			NSE		
	Highest Price (₹)	Lowest Price (₹)	Volume (No.)	Highest Price (₹)	Lowest Price (₹)	Volume (No.)
Apr-23	2,545.00	2,354.00	2,22,706	2,545.00	2,354.40	79,21,711
May-23	2,636.65	2,400.00	2,73,814	2,636.00	2,400.00	88,55,916
Jun-23	2,573.25	2,285.00	8,34,892	2,576.95	2,285.10	1,11,76,664
Jul-23	2,304.70	2,050.00	9,77,005	2,307.85	2,040.00	1,94,16,334
Aug-23	2,397.95	2,167.70	4,62,401	2,387.00	2,168.00	1,14,58,938
Sep-23	2,475.45	2,223.25	3,02,292	2,475.50	2,224.25	88,12,529
Oct-23	2,300.00	2,081.25	3,36,264	2,301.20	2,082.25	78,45,520
Nov-23	2,382.95	2,159.60	1,77,176	2,383.25	2,160.05	50,67,841
Dec-23	2,529.60	2,345.60	4,34,639	2,529.00	2,344.60	1,10,30,002
Jan-24	2,524.90	2,205.05	5,92,729	2,525.00	2,210.00	1,30,37,655
Feb-24	2,428.90	2,244.80	3,54,570	2,429.55	2,245.00	98,92,672
Mar-24	2,600.00	2,338.30	1,96,586	2,600.00	2,344.35	94,34,035

Chart 1: Share prices of Nifty versus SRF Limited for the year ended March 31 2024



Note: Both Nifty and SRF share prices are indexed to 100 as on April 1, 2023.

### Registrar and Share Transfer Agents

M/s KFin Technologies Limited (Formerly known as KFin Technologies Private Limited), Hyderabad are the Registrar and Share Transfer Agent of the Company for handling both electronic and physical shares.

### Share Transfer System

As mandated by SEBI, securities of the Company can be transferred / traded only in dematerialised form. Shareholders who have the shares in physical form are advised to get their shares dematerialised.

Company obtains a yearly certificate from a Company Secretary in Practice as required under Regulation 40(9) of SEBI (LODR) Regulations and files copy of the said certificate with the Stock Exchanges.

### Dematerialisation of Shares & Liquidity

As on March 31, 2024, out of 29,64,24,825 Equity Shares of ₹ 10/- each, 29,43,47,981 shares (99.30%) were held in electronic form by 2,35,149 shareholders and balance 20,76,844 shares (0.70%) were held by 5,611 shareholders in physical form.

### Distribution of Shareholding as on March 31, 2024@

Table 16 gives the distribution of shares according to shareholding class, while Table 17 gives the distribution of shareholding by ownership.

**Table 16: Pattern of Shareholding by Share Class as on March 31, 2024**

No. of Equity Shares held	No. of shareholders	% of Shareholders	No. of shares	% of Shareholding
1-500	2,28,732	95.01	93,30,228	3.15
501- 1000	5,139	2.13	39,37,152	1.33
1001- 2000	3,426	1.42	49,83,835	1.68
2001- 3000	1,314	0.51	32,70,659	1.10
3001- 4000	490	0.21	17,23,671	0.58
4001- 5000	342	0.14	16,00,646	0.54
5001- 10000	522	0.22	37,09,588	1.25
10001& Above	795	0.33	26,78,69,046	90.36
<b>Total</b>	<b>2,40,760</b>	<b>100.00</b>	<b>29,64,24,825</b>	<b>100.00</b>

**Table 17: Pattern of Shareholding by Ownership as on March 31, 2024**

S. No	Category	Total Shares	% To Equity
1	PROMOTER COMPANIES*	14,89,70,000	50.26
2	FOREIGN PORTFOLIO – CORP	5,64,90,451	19.06
3	RESIDENT INDIVIDUALS	3,18,93,857	10.76
4	MUTUAL FUNDS	2,48,09,166	8.37
5	QUALIFIED INSTITUTIONAL BUYER	2,03,14,387	6.85
6	BODIES CORPORATES	39,46,739	1.33
7	NON RESIDENT INDIAN NON REPATRIABLE	36,58,476	1.23
8	I E P F	20,92,187	0.71
9	INSURANCE COMPANIES	12,92,616	0.44
10	H U F	8,84,751	0.30
11	ALTERNATIVE INVESTMENT FUND	6,50,599	0.22
12	NON RESIDENT INDIANS	4,68,088	0.16
13	EMPLOYEES	4,22,058	0.14
14	BANKS	2,63,523	0.09
15	PROMOTERS	1,37,500	0.05
16	DIRECTORS	73,756	0.02
17	NBFC	20,033	0.01
18	UNIT TRUST OF INDIA	17,265	0.01
19	CLEARING MEMBERS	9,940	0.00
20	TRUSTS	9,433	0.00
<b>Total</b>		<b>29,64,24,825</b>	<b>100.00</b>

@Including holdings in NSDL and CDSL

\*KAMA Holdings Limited ("KAMA"), Promoter Company has sold 6,75,000 equity shares on March 27, 2024 & 1,25,000 equity Shares on March 28, 2024 in open market. However, Equity shares aggregating to 125000 which were sold on 28th March 2024 were not debited from the demat account of KAMA due to intervening holidays and therefore the same are being shown as a part of total shares held by KAMA in the Company as on March 31, 2024 for the disclosure above considering details of the category of purchaser are not available with the company.

**Outstanding GDRs/ ADRs/ Warrants or Any Convertible Instruments, their conversion dates and Likely Impact on Equity**

As on March 31, 2024, there were no outstanding GDRs/ ADRs/ Warrants or any convertible instruments

**Commodity price risk or foreign exchange risk and hedging activities**

During the year 2023-24, the Company had managed the foreign exchange risk and hedged to the extent considered necessary. The Company enters into

forward contracts and options for hedging foreign exchange exposures against exports and imports. There is no direct hedgeable commodity risk that the Company has on any of its raw materials or finished products. Thus, the Foreign Exchange Risk Management Policy covers only net forex exposure on account of imports and exports.

The details of foreign currency exposure are disclosed in the Note No. 38 to the Financial Statements.

**Declaration Regarding Code of Conduct**

I, Ashish Bharat Ram, Chairman & Managing Director of SRF Limited hereby declare that all Board Members and Senior Management personnel have affirmed compliance with the Code of Conduct for Board and Senior Management Personnel for the year ended March 31, 2024.

**Ashish Bharat Ram**  
Chairman & Managing Director

Date: 7th, May 2024  
Place: Gurugram

**Plant Locations**

Business	Plant Locations
Technical Textiles Business	<ul style="list-style-type: none"> <li>Manali Industrial Area, Manali, Chennai-600068 ,Tamil Nadu</li> <li>Industrial Area, Malanpur, Distt. Bhand-477116 ,MP</li> <li>Plot No. 1, SIPCOT Industrial Area Complex, Gummidipoondi, Dist. Thiruvallur- 601 201, Tamil Nadu*</li> <li>Viralimalai, Distt. Pudukottai - 621 316, Tamil Nadu</li> <li>Plot No. 12, Rampura, Ramnagar Road, Kashipur , Dist. Udham Singh Nagar-244713, Uttarakhand</li> </ul>
Chemicals Business	<ul style="list-style-type: none"> <li>Village &amp; P.O. Jhiwana, Tehsil Tijara, Distt. Alwar - 301 018, Rajasthan</li> <li>DII / I GIDC. PCPIR,GIDC Phase II, Tal Vagra, Vill. Dahej, Dist Bharuch-392130, Gujarat</li> </ul>
Packaging Films Business	<ul style="list-style-type: none"> <li>Plot No. 12, Rampura, Ramnagar Road, Kashipur , Dist. Udham Singh Nagar-244713, Uttarakhand*</li> <li>Plot No. C 1-8, C 21-30, Sector 3, Indore Special Economic Zone, Pithampur, Dist. Dhar-454775, Indore, MP</li> <li>Plot No. 675, Industrial Area, Sector 3, Village Bagdoon, Pithampur, Dist. Dhar – 454775, Indore MP</li> <li>Plot No 3-A, Industrial Growth Sector Kheda, Kheda, Dist-Dhar, Madhya Pradesh, 454775</li> </ul>

\* Including other Business

**Address for Correspondence**

Registered Office	Corporate Office	Registrar & Share Transfer Agent
The Galleria, DLF Mayur Vihar, Unit No.236 & 237, Second Floor, Mayur Place, Mayur Vihar, Phase-I Extn., Delhi - 110091 Tel No.:( + 91-11) 49482870 Fax No.:(+ 91-11) 49482900 E-mail : <a href="mailto:cs@srf.com">cs@srf.com</a>	Block – C, Sector –45 Gurugram 122 003 Tel No.:( + 91-124) 4354400 Fax No.:( + 91-124) 4354500 E-mail : <a href="mailto:cs@srf.com">cs@srf.com</a>	KFin Technologies Limited Karvy Selenium Tower B, Plot No 31 & 32 Gachibowli, Financial District, Nanakramguda, Serilingampally Hyderabad – 500032 E-mail: <a href="mailto:einward.ris@kfintech.com">einward.ris@kfintech.com</a> Website: <a href="https://www.kfintech.com">https://www.kfintech.com</a> Toll Free No. 1- 800-309-4001

**2017**



**Acquired Mexichem's HFC-125 assets**

SRF acquired the HFC-125 assets and the technical know-how on an exclusive basis. The company relocated the assets to India and set up the facility for manufacturing HFC-125 at its Chemical complex in Dahej, Gujarat. With this acquisition, SRF gained the unique advantage of manufacturing all three major HFCs, namely HFC 134a, 32 and 125, which are marketed under the FLORON® brand.

## Certificate Of Non-Disqualification Of Directors

(Pursuant to Regulation 34(3) read with Schedule V Para-C Clause 10(i) of the SEBI (Listing Obligations and Disclosure Requirements) Regulations, 2015)

To  
The Members  
**SRF Limited**  
The Galleria, DLF Mayur Vihar,  
Unit No. 236 & 237, 2nd Floor, Mayur Place,  
Mayur Vihar Phase I Extension, New Delhi-110091

I have examined the relevant registers, records, forms, returns and disclosures received from the Directors of SRF Limited having CIN L18101DL1970PLC005197 and having registered office at the Galleria, DLF Mayur Vihar, Unit No. 236 & 237, 2nd Floor, Mayur Place, Mayur Vihar Phase I Extension, New Delhi-110091 (hereinafter referred to as 'the Company'), produced before me by the Company for the purpose of issuing this Certificate, in accordance with Regulation 34(3) read with Schedule V Para-C Clause 10(i) of the Securities and Exchange Board of India (Listing Obligations and Disclosure Requirements) Regulations, 2015.

In my opinion and to the best of my information and according to the verifications (including Directors Identification Number (DIN) status at the portal [www.mca.gov.in](http://www.mca.gov.in)) as considered necessary and explanations furnished to me by the Company & its officers, I hereby certify that none of the Directors on the Board of the Company as stated below for the financial year ending on March 31, 2024, have been debarred or disqualified from being appointed or continuing as Directors of companies by the Securities and Exchange Board of India, Ministry of Corporate Affairs, or any such other Statutory Authority.

S. no.	Name of Director	DIN	Date of appointment in the Company*
1.	Mr. Ashish Bharat Ram	00671567	23/05/2005
2.	Mr. Kartik Bharat Ram	00008557	14/11/2006
3.	Mr. Lakshman Lakshminarayan**	00012554	11/11/2011
4.	Mr. Puneet Yadu Dalmia	00022633	01/04/2019
5.	Mr. Yash Gupta	00299621	01/04/2019
6.	Mr. Tejpreet Singh Chopra**	00317683	21/09/2011
7.	Mrs. Bharti Gupta Ramola	00356188	04/02/2019
8.	Mr. Pramod Gopaldas Gujarathi	00418958	01/04/2017
9.	Mr. Vellayan Subbiah	01138759	01/05/2012
10.	Mr. Raj Kumar Jain	01741527	09/05/2022

\*The date of appointment is as per the MCA Portal.

\*\*ceased to be Director upon completion of tenure as Independent Director from the close of business hours on March 31, 2024.

Ensuring the eligibility of the appointment / continuity of every Director on the Board is the responsibility of the management of the Company. My responsibility is to express an opinion on these, based on my verification. This certificate is neither an assurance as to the future viability of the Company nor of the efficiency or effectiveness with which the management has conducted the affairs of the Company.

**For Rohit Parmar and Associates**  
**Company Secretaries**  
**Unique Code No.: S2021DE820800**

**Rohit Parmar**

ACS No.: A54442; COP No. 22137

Peer Review no.: 2122/2022

UDIN: A054442F000275476

Date: April 30, 2024

Place: New Delhi

## Independent Auditor's Report

To the Members of SRF Limited

### Report on the Audit of the Standalone Financial Statements

#### Opinion

We have audited the standalone financial statements of SRF Limited (the "Company") which comprise the standalone balance sheet as at 31 March 2024, and the standalone statement of profit and loss (including other comprehensive income), standalone statement of changes in equity and standalone statement of cash flows for the year then ended, and notes to the standalone financial statements, including material accounting policies and other explanatory information.

In our opinion and to the best of our information and according to the explanations given to us, the aforesaid standalone financial statements give the information required by the Companies Act, 2013 ("Act") in the manner so required and give a true and fair view in conformity with the accounting principles generally accepted in India, of the state of affairs of the Company as at 31 March 2024, and its profit and other comprehensive income, changes in equity and its cash flows for the year ended on that date.

#### 1. Accounting for derivatives

##### See Note 38 to standalone financial statements

Key audit matter	How the matter was addressed in our audit
The Company uses derivative financial instruments to mitigate foreign currency risk primarily through foreign currency forward exchange contracts. Further, the Company uses hedge relationship designation as per criteria set out in relevant Indian accounting standards. Accounting thereof, including assessment of hedge effectiveness, and related presentation and disclosures of these transactions require significant judgement. Given the significant level of judgement and estimation involved and the quantitative significance, we have determined this to be a key audit matter.	In view of the significance of the matter, we applied the following audit procedures in this area, among others, to obtain sufficient appropriate audit evidence: <ul style="list-style-type: none"> <li>a. Tested the design, implementation and operating effectiveness of controls over the Company's treasury and other related functions which directly impact the relevant account balances and transactions, including hedge accounting.</li> </ul>

#### Basis for Opinion

We conducted our audit in accordance with the Standards on Auditing (SAs) specified under Section 143(10) of the Act. Our responsibilities under those SAs are further described in the Auditor's Responsibilities for the Audit of the Standalone Financial Statements section of our report. We are independent of the Company in accordance with the Code of Ethics issued by the Institute of Chartered Accountants of India together with the ethical requirements that are relevant to our audit of the standalone financial statements under the provisions of the Act and the Rules thereunder, and we have fulfilled our other ethical responsibilities in accordance with these requirements and the Code of Ethics. We believe that the audit evidence obtained by us is sufficient and appropriate to provide a basis for our opinion on the standalone financial statements.

#### Key Audit Matters

Key audit matters are those matters that, in our professional judgment, were of most significance in our audit of the standalone financial statements of the current period. These matters were addressed in the context of our audit of the standalone financial statements as a whole, and in forming our opinion thereon, and we do not provide a separate opinion on these matters.



## 1. Accounting for derivatives

See Note 38 to standalone financial statements

Key audit matter	How the matter was addressed in our audit
	<ul style="list-style-type: none"> <li>b. For selected samples via statistical sampling, obtained external confirmations from counterparties of the year end positions as well as agreed to original agreements analyzing critical terms, such as nominal amount, maturity, and underlying, of the hedging instrument and the hedged item to assess they are closely aligned.</li> <li>c. Performed sample tests of valuation and accounting of these transactions. In doing so we have involved valuation specialists to assist us in carrying out aforesaid procedure, as considered necessary.</li> <li>d. Assessed the adequacy of disclosures in the financial statements in respect of both non-derivative and derivative financial instruments.</li> </ul>

## 2. Assessment of uncertain tax position on taxability of income from sale of Carbon emission reduction ("CER") certificates

See Note 29 to standalone financial statements

Key audit matter	How the matter was addressed in our audit
<p>The Company has an uncertain tax position with regard to taxability of income from sale of Carbon Emission Reduction (CER) certificates related to certain past years. Assessment of such positions involves significant judgement based on a number of factors, including, interpretation of tax laws, status of assessment of each year by income-tax authorities, evaluation of company- specific orders, and judicial precedents.</p> <p>As explained in note 29 of the standalone financial statements, based on assessment of relevant factors, the Company has decided to reverse the provision for tax recognised in respect of two assessment years. The above note also explains related uncertainties associated with the matter, including those pertaining to outcome for other assessment years.</p> <p>Given the significant level of judgement involved and the quantitative significance, we have determined this to be a key audit matter.</p>	<p>In view of the significance of the matter, we applied the following audit procedures, among others, to obtain sufficient appropriate audit evidence:</p> <ul style="list-style-type: none"> <li>a. Tested the design, implementation and operating effectiveness of controls over analysis of uncertain tax position and measuring tax benefits.</li> <li>b. Obtained status of litigations for relevant assessment years where this uncertain tax position has been identified and management assessment on such tax positions.</li> <li>c. Evaluated, with the assistance of specialists, Company's uncertain tax position by performing the following: <ul style="list-style-type: none"> <li>i. Identifying key judgements underlying uncertain tax position.</li> <li>ii. Evaluating relevant factors taken into consideration by the Company in its probability assessment of uncertain tax position, including status of different assessment years, position taken by tax authorities in company-specific tax assessments and industry precedents.</li> </ul> </li> </ul>

## 2. Assessment of uncertain tax position on taxability of income from sale of Carbon emission reduction ("CER") certificates

See Note 29 to standalone financial statements

Key audit matter	How the matter was addressed in our audit
	<ul style="list-style-type: none"> <li>iii. Evaluating Company's method of measuring the amount of reversal of provision for tax, including underlying data and past tax filings.</li> <li>iv. Based on the above, evaluating whether Company's assessment of tax uncertainties and resulting conclusions are consistent with our assessment, after taking into consideration current facts and circumstances.</li> </ul>

### Other Information

The Company's Management and Board of Directors are responsible for the other information. The other information comprises the information included in the Company's annual report, but does not include the financial statements and auditor's report thereon.

Our opinion on the standalone financial statements does not cover the other information and we do not express any form of assurance conclusion thereon.

In connection with our audit of the standalone financial statements, our responsibility is to read the other information and, in doing so, consider whether the other information is materially inconsistent with the standalone financial statements or our knowledge obtained in the audit or otherwise appears to be materially misstated. If, based on the work we have performed, we conclude that there is a material misstatement of this other information, we are required to report that fact. We have nothing to report in this regard.

### Management's and Board of Directors' Responsibilities for the Standalone Financial Statements

The Company's Management and Board of Directors are responsible for the matters stated in Section 134(5) of the Act with respect to the preparation of these standalone financial statements that give a true and fair view of the state of affairs, profit/ loss and other comprehensive income/ loss, changes in equity and cash flows of the Company in accordance with the accounting principles generally accepted

in India, including the Indian Accounting Standards (Ind AS) specified under Section 133 of the Act. This responsibility also includes maintenance of adequate accounting records in accordance with the provisions of the Act for safeguarding of the assets of the Company and for preventing and detecting frauds and other irregularities; selection and application of appropriate accounting policies; making judgments and estimates that are reasonable and prudent; and design, implementation and maintenance of adequate internal financial controls, that were operating effectively for ensuring the accuracy and completeness of the accounting records, relevant to the preparation and presentation of the standalone financial statements that give a true and fair view and are free from material misstatement, whether due to fraud or error.

In preparing the standalone financial statements, the Management and Board of Directors are responsible for assessing the Company's ability to continue as a going concern, disclosing, as applicable, matters related to going concern and using the going concern basis of accounting unless the Board of Directors either intends to liquidate the Company or to cease operations, or has no realistic alternative but to do so.

The Board of Directors is also responsible for overseeing the Company's financial reporting process.

### Auditor's Responsibilities for the Audit of the Standalone Financial Statements

Our objectives are to obtain reasonable assurance about whether the standalone financial statements as

a whole are free from material misstatement, whether due to fraud or error, and to issue an auditor's report that includes our opinion. Reasonable assurance is a high level of assurance, but is not a guarantee that an audit conducted in accordance with SAs will always detect a material misstatement when it exists. Misstatements can arise from fraud or error and are considered material if, individually or in the aggregate, they could reasonably be expected to influence the economic decisions of users taken on the basis of these standalone financial statements.

As part of an audit in accordance with SAs, we exercise professional judgment and maintain professional skepticism throughout the audit. We also:

- Identify and assess the risks of material misstatement of the standalone financial statements, whether due to fraud or error, design and perform audit procedures responsive to those risks, and obtain audit evidence that is sufficient and appropriate to provide a basis for our opinion. The risk of not detecting a material misstatement resulting from fraud is higher than for one resulting from error, as fraud may involve collusion, forgery, intentional omissions, misrepresentations, or the override of internal control.
- Obtain an understanding of internal control relevant to the audit in order to design audit procedures that are appropriate in the circumstances. Under Section 143(3)(i) of the Act, we are also responsible for expressing our opinion on whether the company has adequate internal financial controls with reference to financial statements in place and the operating effectiveness of such controls.
- Evaluate the appropriateness of accounting policies used and the reasonableness of accounting estimates and related disclosures made by the Management and Board of Directors.
- Conclude on the appropriateness of the Management and Board of Directors use of the going concern basis of accounting in preparation of standalone financial statements and, based

on the audit evidence obtained, whether a material uncertainty exists related to events or conditions that may cast significant doubt on the Company's ability to continue as a going concern. If we conclude that a material uncertainty exists, we are required to draw attention in our auditor's report to the related disclosures in the standalone financial statements or, if such disclosures are inadequate, to modify our opinion. Our conclusions are based on the audit evidence obtained up to the date of our auditor's report. However, future events or conditions may cause the Company to cease to continue as a going concern.

- Evaluate the overall presentation, structure and content of the standalone financial statements, including the disclosures, and whether the standalone financial statements represent the underlying transactions and events in a manner that achieves fair presentation.

We communicate with those charged with governance regarding, among other matters, the planned scope and timing of the audit and significant audit findings, including any significant deficiencies in internal control that we identify during our audit.

We also provide those charged with governance with a statement that we have complied with relevant ethical requirements regarding independence, and to communicate with them all relationships and other matters that may reasonably be thought to bear on our independence, and where applicable, related safeguards.

From the matters communicated with those charged with governance, we determine those matters that were of most significance in the audit of the standalone financial statements of the current period and are therefore the key audit matters. We describe these matters in our auditor's report unless law or regulation precludes public disclosure about the matter or when, in extremely rare circumstances, we determine that a matter should not be communicated in our report because the adverse consequences of doing so would reasonably be expected to outweigh the public interest benefits of such communication.

## Report on Other Legal and Regulatory Requirements

1. As required by the Companies (Auditor's Report) Order, 2020 ("the Order") issued by the Central Government of India in terms of Section 143(11) of the Act, we give in the "Annexure A" a statement on the matters specified in paragraphs 3 and 4 of the Order, to the extent applicable.
2. A. As required by Section 143(3) of the Act, we report that:
  - a. We have sought and obtained all the information and explanations which to the best of our knowledge and belief were necessary for the purposes of our audit.
  - b. In our opinion, proper books of account as required by law have been kept by the Company so far as it appears from our examination of those books except for the matter stated in the paragraph 2(B)(f) below on reporting under Rule 11(g) of the Companies (Audit and Auditors) Rules, 2014.
  - c. The standalone balance sheet, the standalone statement of profit and loss (including other comprehensive income), the standalone statement of changes in equity and the standalone statement of cash flows dealt with by this Report are in agreement with the books of account.
  - d. In our opinion, the aforesaid standalone financial statements comply with the Ind AS specified under Section 133 of the Act.
  - e. On the basis of the written representations received from the directors as on 31 March 2024 taken on record by the Board of Directors, none of the directors is disqualified as on 31 March 2024 from being appointed as a director in terms of Section 164(2) of the Act.

- f. the modification relating to the maintenance of accounts and other matters connected therewith are as stated in the paragraph 2A(b) above on reporting under Section 143(3)(b) and paragraph 2B(f) below on reporting under Rule 11(g) of the Companies (Audit and Auditors) Rules, 2014.
  - g. With respect to the adequacy of the internal financial controls with reference to financial statements of the Company and the operating effectiveness of such controls, refer to our separate Report in "Annexure B".
- B. With respect to the other matters to be included in the Auditor's Report in accordance with Rule 11 of the Companies (Audit and Auditors) Rules, 2014, in our opinion and to the best of our information and according to the explanations given to us:
- a. The Company has disclosed the impact of pending litigations as at 31 March 2024 on its financial position in its standalone financial statements - Refer Note 31 to the standalone financial statements.
  - b. The Company has made provision, as required under the applicable law or accounting standards, for material foreseeable losses, if any, on long-term contracts including derivative contracts - Refer Note 38 to the standalone financial statements.
  - c. There has been no delay in transferring amounts, required to be transferred, to the Investor Education and Protection Fund by the Company.
  - d. (i) The management has represented that, to the best of its knowledge and belief, as disclosed in the Note 40(h)(viii) to the standalone financial statements, no funds have been advanced or loaned or invested (either from borrowed

- funds or share premium or any other sources or kind of funds) by the Company to or in any other person(s) or entity(ies), including foreign entities ("Intermediaries"), with the understanding, whether recorded in writing or otherwise, that the Intermediary shall directly or indirectly lend or invest in other persons or entities identified in any manner whatsoever by or on behalf of the Company ("Ultimate Beneficiaries") or provide any guarantee, security or the like on behalf of the Ultimate Beneficiaries.
- (ii) The management has represented that, to the best of its knowledge and belief, as disclosed in the Note 40(h)(ix) to the standalone financial statements, no funds have been received by the Company from any person(s) or entity(ies), including foreign entities ("Funding Parties"), with the understanding, whether recorded in writing or otherwise, that the Company shall directly or indirectly, lend or invest in other persons or entities identified in any manner whatsoever by or on behalf of the Funding Parties ("Ultimate Beneficiaries") or provide any guarantee, security or the like on behalf of the Ultimate Beneficiaries.
- (iii) Based on the audit procedures that have been considered reasonable and appropriate in the circumstances performed, nothing has come to our notice that has caused us to believe that the representations under sub-clause (i) and (ii) of Rule 11(e), as provided under (i)

and (ii) above, contain any material misstatement.

- e. The interim dividend declared and paid by the Company during the year and until the date of this audit report is in accordance with Section 123 of the Act.
- f. Based on our examination which included test checks, except for the instances mentioned below, the Company has used accounting softwares for maintaining its books of account, which have a feature of recording audit trail (edit log) facility and the same has operated throughout the year for all relevant transactions recorded in the respective softwares:
- (i) The feature of audit trail (edit log) facility was not enabled throughout the year in the accounting softwares used for maintaining the books of account relating to general ledger and other related records, for certain tables relating to areas, such as, inventory, purchase and payables and certain master tables. Further, the feature of recording audit trail (edit log) facility was not enabled for the period from 1 April 2023 to 11 April 2023 for certain tables relating to areas such as receivables, property, plant and equipment, intangible assets, sale and purchase invoices, journal entries etc.
- (ii) The feature of audit trail (edit log) facility was not enabled throughout the year in the database layer of the software used for maintaining the books of account relating to payroll, to log any direct data changes. Further, the feature of audit trail (edit log) facility was enabled at the application layer, however, due to limitations in

the system configuration, we are unable to comment whether the audit trail feature operated throughout the year.

- (iii) In case of the edit logs generated by the accounting softwares, only an authorised privileged user had rights to make direct changes to the edit log. However, the feature of audit trail (edit log) facility for recording any such changes was not enabled throughout the year, and hence, we are unable to determine whether any direct changes to the edit logs were made during the year.

For the periods where audit trail (edit log) facility was enabled and operated for the respective accounting softwares,

Place: Gurugram  
Date: 07 May 2024

we did not come across, subject to our comment in sub-paragraph (iii) above, any instance of the audit trail feature being tampered with.

- C. With respect to the matter to be included in the Auditor's Report under Section 197(16) of the Act:

In our opinion and according to the information and explanations given to us, the remuneration paid by the Company to its directors during the current year is in accordance with the provisions of Section 197 of the Act. The remuneration paid/payable to any director is not in excess of the limit laid down under Section 197 of the Act. The Ministry of Corporate Affairs has not prescribed other details under Section 197(16) of the Act which are required to be commented upon by us.

For **BSR & Co. LLP**  
Chartered Accountants  
Firm's Registration No.:101248W/W-100022

**Kaushal Kishore**  
Partner  
Membership No.: 090075  
ICAI UDIN:24090075BKGTYN3757

## Annexure A to the Independent Auditor's Report on the Standalone Financial Statements of SRF Limited for the year ended 31 March 2024

(Referred to in paragraph 1 under 'Report on Other Legal and Regulatory Requirements' section of our report of even date)

- (i) (a) (A) The Company has maintained proper records showing full particulars, including quantitative details and situation of Property, Plant and Equipment.
- (B) The Company has maintained proper records showing full particulars of intangible assets.
- (i) (b) According to the information and explanations given to us and on the basis of our examination of the records of the Company, the Company has a regular programme of physical verification of its Property, Plant and Equipment by which all property, plant and equipment are verified in a phased manner over a period of three years. In accordance with this programme, certain property, plant and equipment were verified during the year. In our opinion, this periodicity of physical verification is reasonable having regard to the size of the Company and the nature of its assets. As informed to us, no material discrepancies were noticed on such verification.
- (c) According to the information and explanations given to us and on the basis of our examination of the records of the Company, the title deeds of immovable properties (other than immovable properties where the Company is the lessee and the lease agreements are duly executed in favour of the lessee) disclosed in the standalone financial statements are held in the name of the Company.
- (d) According to the information and explanations given to us and on the basis of our examination of the records of the Company, the Company has not revalued its Property, Plant and Equipment (including Right of Use assets) or intangible assets or both during the year.
- (e) According to the information and explanations given to us and on the basis of our examination of the records of the Company, there are no proceedings initiated or pending against the Company for holding any benami property under the Prohibition of Benami Property Transactions Act, 1988 and rules made thereunder.
- (ii) (a) The inventory, except goods-in-transit and stocks lying with third parties, has been physically verified by the management during the year. For stocks lying with third parties at the year-end, written confirmations have been obtained, and for goods-in-transit, subsequent evidence of receipts till date of the report has been linked with inventory records. In our opinion, the frequency of such verification is reasonable and procedures and coverage as followed by management were appropriate. No discrepancies were noticed on verification between the physical stocks and the book records that were more than 10% in the aggregate of each class of inventory.
- (b) According to the information and explanations given to us and on the basis of our examination of the records of the Company, the Company has been sanctioned working capital limits in excess of five crore rupees, in aggregate, from banks or financial institutions on the basis of security of current assets. In our opinion, the quarterly returns or statements filed by the Company with such banks or financial institutions are in agreement with the books of account of the Company.
- (iii) According to the information and explanations given to us and on the basis of our examination

of the records of the Company, the Company has not provided any security nor granted any advances in the nature of loans, secured or unsecured, to companies, firms, limited liability partnership or any other parties during the year. The Company has made investments in, provided

guarantees and granted loans to companies and other parties, in respect of which the requisite information is as below. The Company has not made any investments in, provided guarantees and granted loans to firms or limited liability partnership.

- (a) Based on the audit procedures carried out by us and as per the information and explanations given to us the Company has provided loans or provided advances in the nature of loans, or stood guarantee, or provided security to entities as below:

Particulars	Guarantees (₹ in Crores)	Loans (₹ in Crores)
Aggregate amounts during the year		
(i) Subsidiaries*	632.79	365.04
(ii) Others (Officers* and employees)	-	26.90
Balance outstanding as at balance sheet date		
(i) Subsidiaries*	2,423.85	310.15
(ii) Others (Officers* and employees)	-	61.94

\*As per the Companies Act, 2013

- (b) According to the information and explanations given to us and based on the audit procedures conducted by us, in our opinion, the investments made and guarantees provided during the year, and the terms and conditions of the grant of loans and guarantees provided during the year are, prima facie, not prejudicial to the interest of the Company.
- (c) According to the information and explanations given to us and on the basis of our examination of the records of the Company, in the case of loans given, in our opinion, the repayment of principal and payment of interest have been stipulated and the repayments or receipts have been regular, except for the loan of ₹ 365.04 crores given to SRF Altech Limited (a wholly owned subsidiary), which is repayable on demand, including interest thereon and has been received to the extent demanded during the year. Thus, there has been no default on the part of the party to whom the money has been lent. Further, the Company has not given any advances in the nature of loan to any party during the year.
- (d) According to the information and explanations given to us and on the basis of our examination of the records of the Company, there is no overdue amount for more than ninety days in respect of loans given. Further, the Company has not given any advances in the nature of loans to any party during the year.
- (e) According to the information and explanations given to us and on the basis of our examination of the records of the Company, there is no loan or advance in the nature of loan granted falling due during the year, which has been renewed or extended or fresh loans granted to settle the overdues of existing loans given to same parties.
- (f) According to the information and explanations given to us and on the basis of our examination of the records of the Company, in our opinion the Company has not granted any loans or advances in the nature of loans either repayable on demand or without specifying any terms or period of repayment except for the following loans or advances in the nature of loans granted during the year to its Promoters and related

parties as defined in Clause (76) of Section 2 of the Companies Act, 2013 ("the Act"):

Particulars	Related Party
Loan Repayable on demand	₹ 365.04 Crores
Percentage of loans to the total loans	93.14%

(iv) According to the information and explanations given to us and on the basis of our examination of records of the Company, in respect of investments made and loans, guarantees and security given by the Company, in our opinion the provisions of Sections 185 and 186 of the Companies Act, 2013 ("the Act") have been complied with.

(vii) (a) The Company does not have liability in respect of Service tax, Duty of excise, Sales tax and Value added tax during the year since effective 1 July 2017, these statutory dues has been subsumed into GST.

According to the information and explanations given to us and on the basis of our examination of the records of the Company, in our opinion amounts deducted / accrued in the books of account in respect of undisputed statutory dues including Goods and Service Tax, Provident Fund, Employees State Insurance, Income-Tax, Duty of Customs or Cess or other statutory dues have been regularly deposited by the Company with the appropriate authorities.

According to the information and explanations given to us and on the basis of our examination of the records of the Company, no undisputed amounts payable in respect of Goods and Service Tax, Provident Fund, Employees State Insurance, Income-Tax, Duty of Customs or Cess or other statutory dues were in arrears as at 31 March 2024 for a period of more than six months from the date they became payable, except as mentioned below:

Name of the statute	Nature of the dues	Amount (₹ in crores)	Period to which the amount relates	Due date	Date of payment	Remarks, if any
Customs Act, 1962	Tax and Interest	3.03	2020-21	2 December 2020	Not paid (refer remarks)	Pending deposit due to technical process not enabled, involving re-assessment of a bill of entry. The Company has taken steps to address this matter.

(v) The Company has not accepted any deposits or amounts which are deemed to be deposits from the public. Accordingly, clause 3(v) of the Order is not applicable.

(vi) We have broadly reviewed the books of accounts maintained by the Company pursuant to the rules prescribed by the Central Government for maintenance of cost records under Section 148(1) of the Act in respect of its manufactured goods and are of the opinion that prima facie, the prescribed accounts and records have been made and maintained. However, we have not carried out a detailed examination of the records with a view to determine whether these are accurate or complete.

(b) According to the information and explanations given to us and on the basis of our examination of the records of the Company, statutory dues relating to Goods and Service Tax, Provident Fund, Employees State Insurance, Income-Tax, Duty of Customs or Cess or other statutory dues which have not been deposited on account of any dispute are as follows:

Name of the statute	Nature of the dues	Amount* (₹ in Crores)	Period to which the amount relates	Forum where dispute is pending	Remarks, if any
Central Excise Laws	Excise Duty	9.32	1993-02	Upto Commissioner (Appeals)	None
Service Laws	Service Tax	3.36	2006-18	Upto Commissioner (Appeals)	
Customs Law	Customs Duty	1.27 0.17	2012-13 2002	Supreme Court Upto Commissioner (Appeals)	
Sales Tax Laws	Sales Tax	0.34 0.02 7.66	2015-16 2014-15 1988-2017	High Court Sales tax Appellate Tribunal Upto Commissioner (Appeals)	
Income Tax Laws	Income Tax	1.13 12.35 4.30 73.40 68.76	AY 1989-90 AY 2018-19 AY 2007-08 AY 2021-22 AY 2022-23	Supreme Court Up to Income tax Appellate Tribunal Upto Commissioner of Income Tax (Appeal)	
Goods & Service tax Laws	Goods & Service Tax	0.23 2.47	2017-18 2017-18	Upto Commissioner (Appeals) High Court	
Employees Provident Fund & Miscellaneous Provisions Act, 1952	Provident Fund	0.21 0.30	2011-16 2011-13	EPF Appellate Tribunal Central Government Industrial Tribunal	

The following matters, which have been excluded from the above table, have been decided in favour of the Company but the concerned department has preferred appeals at higher levels:

Name of the statute	Nature of the dues	Amount* (₹ in Crores)	Period to which the amount relates	Forum where dispute is pending	Remarks, if any
Income Tax Laws	Income Tax	2.64 1.08 1.83	AY 2000-01 AY 2001-02 AY 2003-04	High Court	None
Central Excise Laws	Excise Duty	1.18 2.24	1994-95 1989-95	High Court Upto Commissioner (Appeals)	
Customs Law	Customs Duty	0.01	2012-13	Upto Commissioner (Appeals)	

\*The amounts disclosed are net of payments and include interest and penalties, wherever determined.

- (viii) According to the information and explanations given to us and on the basis of our examination of the records of the Company, the Company has not surrendered or disclosed any transactions, previously unrecorded as income in the books of account, in the tax assessments under the Income Tax Act, 1961 as income during the year.
- (ix) (a) According to the information and explanations given to us and on the basis of our examination of the records of the Company, the Company has not defaulted in repayment of loans and borrowing or in the payment of interest thereon to any lender.
- (b) According to the information and explanations given to us and on the basis of our examination of the records of the Company, the Company has not been declared a wilful defaulter by any bank or financial institution or government or government authority.
- (c) In our opinion and according to the information and explanations given to us by the management, term loans were applied for the purpose for which the loans were obtained, other than ₹ 50.00 crores which remain unutilised as at 31 March 2024 pending application towards ongoing capital expenditure. The Company has temporarily invested such unutilised balance in fixed deposits with a bank as at 31 March 2024.
- (d) According to the information and explanations given to us and on an overall examination of the balance sheet of the Company, we report that no funds raised on short-term basis have been used for long-term purposes by the Company.
- (e) According to the information and explanations given to us and on an overall examination of the standalone financial statements of the Company, we report that the Company has not taken any funds from any entity or person on account of or to meet the obligations of its subsidiaries as defined under the Act.
- (f) According to the information and explanations given to us and procedures performed by us, we report that the Company has not raised loans during the year on the pledge of securities held in its subsidiaries (as defined under the Act).
- (x) (a) The Company has not raised any moneys by way of initial public offer or further public offer (including debt instruments) during the year. Accordingly, clause 3(x)(a) of the Order is not applicable.
- (b) According to the information and explanations given to us and on the basis of our examination of the records of the Company, the Company has not made any preferential allotment or private placement of shares or fully or partly convertible debentures during the year. Accordingly, clause 3(x)(b) of the Order is not applicable.
- (xi) (a) Based on examination of the books and records of the Company and according to the information and explanations given to us, no fraud by the Company or on the Company has been noticed or reported during the course of the audit.
- (b) According to the information and explanations given to us, no report under sub-section (12) of Section 143 of the Act has been filed by the auditors in Form ADT-4 as prescribed under Rule 13 of the Companies (Audit and Auditors) Rules, 2014 with the Central Government.
- (c) We have taken into consideration the whistle blower complaints received by the Company during the year while determining the nature, timing and extent of our audit procedures.
- (xii) According to the information and explanations given to us, the Company is not a Nidhi Company. Accordingly, clause 3(xii) of the Order is not applicable.
- (xiii) In our opinion and according to the information and explanations given to us, the transactions with related parties are in compliance with Section 177 and 188 of the Act, where applicable, and the details of the related party transactions have been disclosed in the standalone financial statements as required by the applicable accounting standards.
- (xiv) (a) Based on information and explanations provided to us and our audit procedures, in our opinion, the Company has an internal audit system commensurate with the size and nature of its business.
- (b) We have considered the internal audit reports of the Company issued till date for the period under audit.
- (xv) In our opinion and according to the information and explanations given to us, the Company has not entered into any non-cash transactions with its directors or persons connected to its directors and hence, provisions of Section 192 of the Act are not applicable to the Company.
- (xvi) (a) The Company is not required to be registered under Section 45-IA of the Reserve Bank of India Act, 1934. Accordingly, clause 3(xvi) (a) of the Order is not applicable.
- (b) The Company is not required to be registered under Section 45-IA of the Reserve Bank of India Act, 1934. Accordingly, clause 3(xvi) (b) of the Order is not applicable.
- (c) The Company is not a Core Investment Company (CIC) as defined in the regulations made by the Reserve Bank of India. Accordingly, clause 3(xvi)(c) of the Order is not applicable.
- (d) According to the information and explanations provided to us, the Group (as per the provisions of the Core Investment Companies (Reserve Bank) Directions, 2016) does not have more than one CIC.
- (xvii) The Company has not incurred cash losses in the current and in the immediately preceding financial year.
- (xviii) There has been no resignation of the statutory auditors during the year. Accordingly, clause 3(xviii) of the Order is not applicable.
- (xix) According to the information and explanations given to us and on the basis of the financial ratios, ageing and expected dates of realisation of financial assets and payment of financial liabilities, other information accompanying the standalone financial statements, our knowledge of the Board of Directors and management plans and based on our examination of the evidence supporting the assumptions, nothing has come to our attention, which causes us to believe that any material uncertainty exists as on the date of the audit report that the Company is not capable of meeting its liabilities existing at the date of balance sheet as and when they fall due within a period of one year from the balance sheet date. We, however, state that this is not an assurance as to the future viability of the Company. We further state that our reporting is based on the facts up to the date of the audit report and we neither give any guarantee nor any assurance that all liabilities falling due within a period of one year from the balance sheet date, will get discharged by the Company as and when they fall due.
- (xx) (a) In our opinion and according to the information and explanations given to us, there is no unspent amount under sub-section (5) of Section 135 of the Act pursuant to any project other than ongoing projects. Accordingly, clause 3(xx)(a) of the Order is not applicable.
- (b) According to the information and explanations given to us, in respect of ongoing projects, the Company has transferred the unspent amount to a Special Account within a period of 30 days from the end of the financial year in compliance with Section 135(6) of the said Act.

For **B S R & Co. LLP**  
Chartered Accountants  
Firm's Registration No.:101248W/W-100022

**Kaushal Kishore**  
Partner

Membership No.: 090075  
ICAI UDIN:24090075BKGTYN3757

Place: Gurugram  
Date: 07 May 2024

## Annexure B to the Independent Auditor's Report on the standalone financial statements of SRF Limited for the year ended 31 March 2024

### Report on the internal financial controls with reference to the aforesaid standalone financial statements under Clause (i) of Sub-section 3 of Section 143 of the Act

(Referred to in paragraph 2(A)(g) under 'Report on Other Legal and Regulatory Requirements' section of our report of even date)

#### Opinion

We have audited the internal financial controls with reference to financial statements of SRF Limited ("the Company") as of 31 March 2024 in conjunction with our audit of the standalone financial statements of the Company for the year ended on that date.

In our opinion, the Company has, in all material respects, adequate internal financial controls with reference to financial statements and such internal financial controls were operating effectively as at 31 March 2024, based on the internal financial controls with reference to financial statements criteria established by the Company considering the essential components of internal control stated in the Guidance Note on Audit of Internal Financial Controls Over Financial Reporting issued by the Institute of Chartered Accountants of India (the "Guidance Note").

#### Management's and Board of Directors' Responsibilities for Internal Financial Controls

The Company's Management and the Board of Directors are responsible for establishing and maintaining internal financial controls based on the internal financial controls with reference to financial statements criteria established by the Company considering the essential components of internal control stated in the Guidance Note. These responsibilities include the design, implementation and maintenance of adequate internal financial controls that were operating effectively for ensuring the orderly and efficient conduct of its business, including adherence to company's policies, the safeguarding of its assets, the prevention and detection of frauds and errors, the accuracy and completeness of the accounting records, and the timely preparation of reliable financial information, as required under the Act.

#### Auditor's Responsibility

Our responsibility is to express an opinion on the Company's internal financial controls with reference to financial statements based on our audit. We conducted our audit in accordance with the Guidance Note and the Standards on Auditing, prescribed under Section 143(10) of the Act, to the extent applicable to an audit of internal financial controls with reference to financial statements. Those Standards and the Guidance Note require that we comply with ethical requirements and plan and perform the audit to obtain reasonable assurance about whether adequate internal financial controls with reference to financial statements were established and maintained and if such controls operated effectively in all material respects.

Our audit involves performing procedures to obtain audit evidence about the adequacy of the internal financial controls with reference to financial statements and their operating effectiveness. Our audit of internal financial controls with reference to financial statements included obtaining an understanding of internal financial controls with reference to financial statements, assessing the risk that a material weakness exists, and testing and evaluating the design and operating effectiveness of internal control based on the assessed risk. The procedures selected depend on the auditor's judgement, including the assessment of the risks of material misstatement of the standalone financial statements, whether due to fraud or error.

We believe that the audit evidence we have obtained is sufficient and appropriate to provide a basis for our audit opinion on the Company's internal financial controls with reference to financial statements.

#### Meaning of Internal Financial Controls with Reference to Financial Statements

A company's internal financial controls with reference to financial statements is a process designed to provide reasonable assurance regarding the reliability of financial reporting and the preparation of financial statements for external purposes in accordance with Generally Accepted Accounting Principles. A company's internal financial controls with reference to financial statements include those policies and procedures that (1) pertain to the maintenance of records that, in reasonable detail, accurately and fairly reflect the transactions and dispositions of the assets of the company; (2) provide reasonable assurance that transactions are recorded as necessary to permit preparation of financial statements in accordance with generally accepted accounting principles, and that receipts and expenditures of the company are being made only in accordance with authorisations of management and directors of the company; and (3)

provide reasonable assurance regarding prevention or timely detection of unauthorised acquisition, use, or disposition of the company's assets that could have a material effect on the financial statements.

#### Inherent Limitations of Internal Financial Controls with Reference to Financial Statements

Because of the inherent limitations of internal financial controls with reference to financial statements, including the possibility of collusion or improper management override of controls, material misstatements due to error or fraud may occur and not be detected. Also, projections of any evaluation of the internal financial controls with reference to financial statements to future periods are subject to the risk that the internal financial controls with reference to financial statements may become inadequate because of changes in conditions, or that the degree of compliance with the policies or procedures may deteriorate.

For **B S R & Co. LLP**  
Chartered Accountants  
Firm's Registration No.:101248W/W-100022

**Kaushal Kishore**  
Partner  
Membership No.: 090075  
ICAI UDIN:24090075BKGTYN3757

Place: Gurugram  
Date: 07 May 2024

## Standalone Balance Sheet

as at March 31, 2024

(All amounts in ₹ Crores, unless otherwise stated)

Particulars	Note No.	As at March 31, 2024	As at March 31, 2023
<b>ASSETS</b>			
<b>Non-current assets</b>			
Property, plant and equipment	2	10,078.20	7,309.25
Right-of-use assets	37	248.59	258.87
Capital work-in-progress	3	744.79	2,128.95
Other intangible assets	4	111.76	106.08
Financial assets			
(i) Investments	5	629.77	92.82
(ii) Loans	6	50.04	291.35
(iii) Other financial assets	7	190.48	65.33
Other tax assets (net)	20	206.85	85.57
Other non-current assets	8	114.23	209.72
<b>Total non-current assets</b>		<b>12,374.71</b>	<b>10,547.94</b>
<b>Current assets</b>			
Inventories	9	1,901.01	1,848.67
Financial assets			
(i) Investments	5	405.58	490.05
(ii) Trade receivables	10	1,538.00	1,436.38
(iii) Cash and cash equivalents	11	361.77	527.25
(iv) Bank balances other than above	12	8.21	8.48
(v) Loans	6	322.05	243.35
(vi) Other financial assets	7	201.48	240.64
Other current assets	8	251.83	208.65
<b>Total current assets</b>		<b>4,989.93</b>	<b>5,003.47</b>
<b>TOTAL ASSETS</b>		<b>17,364.64</b>	<b>15,551.41</b>
<b>EQUITY AND LIABILITIES</b>			
<b>Equity</b>			
Equity share capital	13	297.44	297.44
Other equity	14	10,216.27	8,956.11
<b>Total equity</b>		<b>10,513.71</b>	<b>9,253.55</b>
<b>LIABILITIES</b>			
<b>Non-current liabilities</b>			
Financial liabilities			
(i) Borrowings	15	1,662.06	1,726.53
(ii) Lease liabilities	37	81.75	96.53
(iii) Other financial liabilities	19	0.80	159.47
Provisions	16	60.96	51.84
Deferred tax liabilities (net)	17	880.28	749.34
Other non-current liabilities	21	122.75	29.20
<b>Total non-current liabilities</b>		<b>2,808.60</b>	<b>2,812.91</b>

## Standalone Balance Sheet (CONTD.)

as at March 31, 2024

(All amounts in ₹ Crores, unless otherwise stated)

Particulars	Note No.	As at March 31, 2024	As at March 31, 2023
<b>Current liabilities</b>			
Financial liabilities			
(i) Borrowings	15	1,949.45	1,312.73
(ii) Lease liabilities	37	27.51	25.90
(iii) Trade payables	18		
(a) Total outstanding dues of micro enterprises and small enterprises		84.28	67.79
(b) Total outstanding dues of creditors other than micro enterprises and small enterprises		1,483.53	1,581.38
(iv) Other financial liabilities	19	404.56	382.99
Other current liabilities	21	73.97	96.23
Provisions	16	7.27	6.28
Current tax liabilities (net)	20	11.76	11.65
<b>Total current liabilities</b>		<b>4,042.33</b>	<b>3,484.95</b>
<b>TOTAL LIABILITIES</b>		<b>6,850.93</b>	<b>6,297.86</b>
<b>TOTAL EQUITY AND LIABILITIES</b>		<b>17,364.64</b>	<b>15,551.41</b>

**Summary of material accounting policies** 1B  
**See accompanying notes to the standalone financial statements** 2 to 40

As per our report of even date attached

For **B S R & Co. LLP**  
Chartered Accountants  
ICAI Firm registration no. 101248W/W-100022

For and on behalf of the Board of Directors

**Kaushal Kishore**  
Partner  
Membership No.: 090075

**Ashish Bharat Ram** **Kartik Bharat Ram** **Raj Kumar Jain**  
Chairman and Joint Managing Director Director  
Managing Director DIN - 00008557 DIN - 01741527  
DIN - 00671567

Place: Gurugram  
Date : May 07, 2024

**Rahul Jain** **Rajat Lakhanpal**  
President & CFO Senior Vice President  
(Corporate Compliance)  
and Company Secretary

Place: Gurugram  
Date : May 07, 2024



## Standalone Statement of Profit and Loss

for the year ended March 31, 2024

(All amounts in ₹ Crores, unless otherwise stated)

Particulars	Note No.	Year ended March 31, 2024	Year ended March 31, 2023
<b>I</b> Revenue from operations	22	10,786.67	12,073.84
<b>II</b> Other income	23	119.42	106.06
<b>III Total Income (I + II)</b>		<b>10,906.09</b>	<b>12,179.90</b>
<b>IV Expenses</b>			
Cost of materials consumed	24.1	5,196.28	5,504.52
Purchases of stock-in-trade	24.2	83.61	109.72
Changes in inventories of finished goods, work-in-progress and stock-in-trade	24.3	(114.32)	21.91
Employee benefits expense	25	790.33	684.19
Finance costs	26	235.60	175.82
Depreciation and amortisation expense	27	555.85	468.44
Other expenses	28	2,440.86	2,559.44
<b>Total Expenses</b>		<b>9,188.21</b>	<b>9,524.04</b>
<b>V Profit before tax (III - IV)</b>		<b>1,717.88</b>	<b>2,655.86</b>
<b>VI Tax expense</b>	29		
Current tax		244.67	581.99
Deferred tax			
MAT credit entitlement		-	(94.13)
Others		99.18	144.64
<b>Total tax expense</b>		<b>343.85</b>	<b>632.50</b>
<b>VII Profit for the year (V - VI)</b>		<b>1,374.03</b>	<b>2,023.36</b>
<b>VIII Other comprehensive income</b>			
<b>A</b> Items that will not be reclassified to profit or loss			
(i)(a) Gain / (loss) on remeasurement of defined benefit obligation	14.2, 33.2	(4.59)	(12.14)
(i)(b) Income tax on item (i)(a) above	14.2, 30	1.16	4.24
<b>B</b> Items that will be reclassified to profit or loss			
(i)(a) Effective portion of gain / (loss) on hedging instruments in a cash flow hedge	14.3	127.90	(252.29)
(i)(b) Income tax on item (i)(a) above	14.3, 30	(32.19)	67.58
(ii)(a) Cost of Hedging Reserve	14.10	(1.70)	3.81

## Standalone Statement of Profit and Loss (CONTD.)

for the year ended March 31, 2024

(All amounts in ₹ Crores, unless otherwise stated)

Particulars	Note No.	Year ended March 31, 2024	Year ended March 31, 2023
(ii)(b) Income tax on item (ii)(a) above	14.10, 30	0.43	(0.79)
<b>Total other comprehensive income / (loss) for the year, net of taxes (A + B)</b>		<b>91.01</b>	<b>(189.59)</b>
<b>IX Total comprehensive income for the year (VII+VIII)</b>		<b>1,465.04</b>	<b>1,833.77</b>
Basic and Diluted Earnings per equity share (in ₹)	36	46.35	68.26

### Summary of material accounting policies

1B

### See accompanying notes to the standalone financial statements

2 to 40

As per our report of even date attached

For **B S R & Co. LLP**  
Chartered Accountants  
ICAI Firm registration no. 101248W/W-100022

For and on behalf of the Board of Directors

**Kaushal Kishore**  
Partner  
Membership No.: 090075

**Ashish Bharat Ram**  
Chairman and  
Managing Director  
DIN - 00671567

**Kartik Bharat Ram**  
Joint Managing Director  
DIN - 00008557

**Raj Kumar Jain**  
Director  
DIN - 01741527

Place: Gurugram  
Date : May 07, 2024

**Rahul Jain**  
President & CFO

**Rajat Lakhanpal**  
Senior Vice President  
(Corporate Compliance)  
and Company Secretary

Place: Gurugram  
Date : May 07, 2024

## Standalone Statement of Cash Flow

for the year ended March 31, 2024

(All amounts in ₹ Crores, unless otherwise stated)

Particulars	Year ended March 31, 2024	Year ended March 31, 2023
<b>A CASH FLOW FROM OPERATING ACTIVITIES</b>		
Profit before tax	1,717.88	2,655.86
Adjustments for:		
Finance costs	235.60	175.82
Interest income	(44.95)	(59.90)
Net gain on sale of property, plant and equipment	(4.77)	(6.19)
Net gain on financial assets measured at fair value through profit and loss	(22.87)	(9.10)
Credit impaired assets provided / written off / (written back)	(0.17)	0.52
Amortisation of grant income	(18.77)	(3.35)
Depreciation and amortisation expense	555.85	468.44
Property, plant and equipment and inventory discarded / provided / (written back)	11.17	2.98
Provision / liabilities no longer required written back	(12.54)	(27.44)
Net currency exchange fluctuation (gain) / loss	(38.62)	(43.37)
Employee share based payment expense	8.54	8.41
Stamp duty on purchase of investments	0.13	0.07
Adjustments for (increase) / decrease in operating assets :-		
Trade receivables	(101.30)	(89.87)
Inventories	(59.23)	(97.23)
Loans (current)	(2.28)	(1.59)
Loans (non-current)	(5.32)	(30.00)
Other assets (current)	56.55	(101.20)
Other assets (non-current)	(17.81)	(23.62)
Adjustments for increase / (decrease) in operating liabilities :-		
Trade payables	(81.84)	307.57
Provisions	10.11	7.83
Other liabilities (current)	82.17	121.44
<b>Cash generated from operations</b>	<b>2,267.53</b>	<b>3,256.08</b>
Income taxes paid (net of refunds)	(364.69)	(467.98)
<b>Net cash generated from operating activities</b>	<b>1,902.84</b>	<b>2,788.10</b>
<b>B CASH FLOW FROM INVESTING ACTIVITIES</b>		
Net sale / (purchases) of current investments	107.34	(164.21)
Stamp duty on purchase of investments	(0.13)	(0.07)
Purchase of non-current investments	(555.28)	-
Sale of non-current investments	4.11	-
Interest received	47.54	37.21
Bank balances not considered as cash and cash equivalents	0.07	30.39
Deposit made with Non Banking Financial Company (NBFC)	(25.00)	-
Payment for purchase of property, plant and equipment, capital work-in-progress and other intangible assets	(1,865.39)	(2,373.79)
Proceeds from disposal of property, plant and equipment	14.97	15.58
Loans given to subsidiaries	(365.04)	(278.16)
Repayment of loans by subsidiaries	562.77	404.89
<b>Net cash used in investing activities</b>	<b>(2,074.04)</b>	<b>(2,328.16)</b>
<b>C CASH FLOW FROM FINANCING ACTIVITIES</b>		
Proceeds from issue of shares	-	*
Proceeds from long term borrowings	814.67	818.42
Repayment of long term borrowings	(369.70)	(672.25)
Net proceeds from short term borrowings	86.47	22.69
Dividends on equity share capital paid	(213.71)	(213.32)
Payment towards lease liability	(37.11)	(32.47)
Finance costs paid	(274.90)	(175.40)
<b>Net cash generated from / (used in) financing activities</b>	<b>5.72</b>	<b>(252.33)</b>
<b>Net increase / (decrease) in cash and cash equivalents</b>	<b>(165.48)</b>	<b>207.61</b>
Cash and cash equivalents at the beginning of the year	527.25	319.64
<b>Cash and cash equivalents at the end of the year (Refer to note 11)</b>	<b>361.77</b>	<b>527.25</b>

\* Amount in absolute: ₹ 38,000

## Standalone Statement of Cash Flow (CONTD.)

for the year ended March 31, 2024

(All amounts in ₹ Crores, unless otherwise stated)

### Notes:

- The cash flow statement has been prepared under indirect method as set out in Indian Accounting Standard-7 (Ind AS) on 'Statement of Cash Flows'.
- During the year, the Company paid ₹ 31.51 crores (Previous year: ₹ 28.63 crores) towards corporate social responsibility (CSR) expenditure.
- The following table discloses changes in liabilities arising from financing activities, including both cash and non-cash changes:

Particulars	As at April 1, 2023	Cash flow from financing activities	Non-cash changes					As at March 31, 2024
			Upfront fees amortised	Exchange fluctuation changes <sup>#</sup>	Finance cost <sup>#</sup>	Interim dividend declared	Lease liability recognised	
Equity share capital	297.44	-	-	-	-	-	-	297.44
Securities premium	509.56	-	-	-	-	-	-	509.56
Non-current borrowings*	2,092.08	444.97	3.35	28.60	-	-	-	2,569.00
Current borrowings <sup>^</sup>	947.18	86.47	-	8.86	-	-	-	1,042.51
Interest accrued	13.25	(274.90)	-	-	281.16	-	-	19.51
Lease liability	122.43	(37.11)	-	-	8.99	-	14.95	109.26
Dividend	6.83	(213.71)	-	-	-	213.43	-	6.55
<b>Total</b>	<b>3,988.77</b>	<b>5.72</b>	<b>3.35</b>	<b>37.46</b>	<b>290.15</b>	<b>213.43</b>	<b>14.95</b>	<b>- 4,553.83</b>

Particulars	As at April 1, 2022	Cash flow from financing activities	Non-cash changes					As at March 31, 2023
			Upfront fees amortised	Exchange fluctuation changes <sup>#</sup>	Finance cost <sup>#</sup>	Interim dividend declared	Lease liability recognised	
Equity share capital	297.44	^^	-	-	-	-	-	297.44
Securities premium	509.56	-	-	-	-	-	-	509.56
Non-current borrowings*	1,852.22	146.17	1.49	92.20	-	-	-	2,092.08
Current borrowings <sup>^</sup>	922.68	22.69	-	1.81	-	-	-	947.18
Interest accrued	3.70	(175.40)	-	-	184.95	-	-	13.25
Lease liability	115.84	(32.47)	-	-	8.92	-	30.14	122.43
Dividend	6.72	(213.32)	-	-	-	213.43	-	6.83
<b>Total</b>	<b>3,708.16</b>	<b>(252.33)</b>	<b>1.49</b>	<b>94.01</b>	<b>193.87</b>	<b>213.43</b>	<b>30.14</b>	<b>- 3,988.77</b>

\* including current maturities of long term borrowings

<sup>^</sup> excluding current maturities of long term borrowings

<sup>^^</sup> Amount in absolute: ₹ 38,000

<sup>#</sup> including amount capitalised

### Summary of material accounting policies

See accompanying notes to the standalone financial statements

1B

2 to 40

As per our report of even date attached

For **B S R & Co. LLP**  
Chartered Accountants  
ICAI Firm registration no. 101248W/W-100022

For and on behalf of the Board of Directors

**Kaushal Kishore**  
Partner  
Membership No.: 090075

**Ashish Bharat Ram**   **Kartik Bharat Ram**   **Raj Kumar Jain**  
Chairman and   Joint Managing Director   Director  
Managing Director   DIN - 00008557   DIN - 01741527  
DIN - 00671567

Place: Gurugram  
Date : May 07, 2024

**Rahul Jain**  
President & CFO

**Rajat Lakhnarpal**  
Senior Vice President  
(Corporate Compliance)  
and Company Secretary

Place: Gurugram  
Date : May 07, 2024

## Standalone Statement of Changes in Equity

for the year ended March 31, 2024

(All amounts in ₹ Crores, unless otherwise stated)

### (a) Equity share capital

	Amount
<b>Balance at April 1, 2022</b>	<b>297.44</b>
Changes in equity share capital during the year	*
<b>Balance at March 31, 2023</b>	<b>297.44</b>
Changes in equity share capital during the year	-
<b>Balance at March 31, 2024</b>	<b>297.44</b>

\* Amount in absolute: ₹ 38,000

### (b) Other Equity

Particulars	Reserves and Surplus <sup>#</sup>						Items of other comprehensive income <sup>#</sup>			Total equity	
	Capital reserve	General reserve	Capital redemption reserve	Securities premium	Debenture redemption reserve	Employee share based payment reserve	Retained earnings	Effective portion of cash flow hedge	Equity instrument through other comprehensive income		Cost of hedging reserve
<b>Balance at April 1, 2022</b>	219.19	648.54	10.48	509.56	62.50	3.22	5,841.95	34.49	(4.22)	1.65	7,327.36
Profit for the year	-	-	-	-	-	-	2,023.36	-	-	-	2,023.36
Other comprehensive income for the year, net of income tax	-	-	-	-	-	-	(7.90)	(184.71)	-	3.02	(189.59)
<b>Total comprehensive income for the year</b>	-	-	-	-	-	-	<b>2,015.46</b>	<b>(184.71)</b>	-	<b>3.02</b>	<b>1,833.77</b>
Dividend <sup>^</sup>	-	-	-	-	-	-	(213.43)	-	-	-	(213.43)
Employee share based payment expense	-	-	-	-	-	8.41	-	-	-	-	8.41
Transfer from Debenture redemption reserve to General reserve	-	62.50	-	-	(62.50)	-	-	-	-	-	-
<b>Balance at March 31, 2023</b>	<b>219.19</b>	<b>711.04</b>	<b>10.48</b>	<b>509.56</b>	<b>-</b>	<b>11.63</b>	<b>7,643.98</b>	<b>(150.22)</b>	<b>(4.22)</b>	<b>4.67</b>	<b>8,956.11</b>
Profit for the year	-	-	-	-	-	-	1,374.03	-	-	-	1,374.03
Other comprehensive income for the year, net of income tax	-	-	-	-	-	-	(3.43)	95.71	-	(1.27)	91.01
<b>Total comprehensive income for the year</b>	-	-	-	-	-	-	<b>1,370.60</b>	<b>95.71</b>	-	<b>(1.27)</b>	<b>1,465.04</b>
Dividend <sup>^</sup>	-	-	-	-	-	-	(213.43)	-	-	-	(213.43)
Employee share based payment expense	-	-	-	-	-	8.55	-	-	-	-	8.55
<b>Balance at March 31, 2024</b>	<b>219.19</b>	<b>711.04</b>	<b>10.48</b>	<b>509.56</b>	<b>-</b>	<b>20.18</b>	<b>8,801.15</b>	<b>(54.51)</b>	<b>(4.22)</b>	<b>3.40</b>	<b>10,216.27</b>

# Refer note 14

<sup>^</sup> Refer note 13.1

Summary of material accounting policies

1B

See accompanying notes to the standalone financial statements

2 to 40

As per our report of even date attached

For **B S R & Co. LLP**

Chartered Accountants

ICAI Firm registration no. 101248W/W-100022

For and on behalf of the Board of Directors

**Kaushal Kishore**

Partner

Membership No.: 090075

**Ashish Bharat Ram**

Chairman and  
Managing Director  
DIN - 00671567

**Kartik Bharat Ram**

Joint Managing Director  
DIN - 00008557

**Raj Kumar Jain**

Director  
DIN - 01741527

Place: Gurugram

Date : May 07, 2024

**Rahul Jain**

President & CFO

**Rajat Lakhnopal**

Senior Vice President  
(Corporate Compliance)  
and Company Secretary

Place: Gurugram

Date : May 07, 2024

## Notes to the Standalone Financial Statements

for the year ended March 31, 2024

(All amounts in ₹ Crores, unless otherwise stated)

### 1 CORPORATE INFORMATION, MATERIAL ACCOUNTING POLICIES AND SIGNIFICANT ACCOUNTING JUDGEMENTS, ESTIMATES AND ASSUMPTIONS

#### A CORPORATE INFORMATION

SRF Limited ("the Company") is a public limited company domiciled in India and incorporated under the provisions of the Companies Act, 1956. The Company's equity shares are listed at the Bombay Stock Exchange (BSE) and the National Stock Exchange (NSE). The registered office of the Company is situated at The Galleria, DLF Mayur Vihar, Unit No. 236 and 237, Second Floor, Mayur Vihar Place, Noida Link Road, Mayur Vihar Phase I Extn, Delhi - 110091. The Company's parent company is KAMA Holdings Limited.

The principal activities of the Company are manufacturing, purchase and sale of technical textiles, chemicals, packaging films and other polymers.

The standalone financial statements were authorised for issue in accordance with a resolution of the directors on May 7, 2024.

#### B MATERIAL ACCOUNTING POLICIES

##### 1 Basis of Preparation

These standalone financial statements are prepared in accordance with Indian Accounting Standards (Ind AS), under the Companies (Indian Accounting Standards) Rules, 2015 notified under section 133 of the Companies Act 2013 ("the Act") as amended thereafter and other relevant provisions of the Act.

The standalone financial statements have been prepared on an accrual basis and under the historical cost convention, except for the following assets and liabilities which have been measured at fair value:

- Derivative financial instruments

- Certain financial assets and liabilities measured at fair value (refer accounting policy regarding financial instruments)

- Defined benefit plans - plan assets measured at fair value less present value of defined benefit obligation

The standalone financial statements are presented in Indian Rupees (INR) which is also the Company's functional currency and all values are rounded to the nearest crores, except when otherwise indicated.

The principal accounting policies are set out below.

##### 2 Current versus non-current classification

Based on the nature of products and the time between acquisition of assets for processing and their realisation in cash and cash equivalents, the Company has identified twelve months as its operating cycle for the purpose of current / non current classification of assets and liabilities.

##### 3 Property, plant and equipment (PPE)

The cost of an item of property, plant and equipment shall be recognised as an asset if, and only if it is probable that future economic benefits associated with the item will flow to the Company and the cost of the item can be measured reliably.

Property, plant and equipment are stated at cost of acquisition or construction less accumulated depreciation and accumulated impairment losses, if any.

All items of property, plant and equipment were measured at fair value at the date of transition to Ind AS. The Company had opted such fair valuation as deemed cost at the transition date i.e. April 1, 2015.

## Notes to the Standalone Financial Statements for the year ended March 31, 2024

(All amounts in ₹ Crores, unless otherwise stated)

Cost of an item of property, plant and equipment comprises its purchase price, including import duties and non-refundable purchase taxes, after deducting trade discounts and rebates, any directly attributable cost of bringing the item to its working condition for its intended use and estimated costs of dismantling and removing the item and restoring the site on which it is located. The cost of a self-constructed item of property, plant and equipment comprises the cost of materials and direct labour, any other costs directly attributable to bringing the item to working condition for its intended use, and estimated costs of dismantling and removing the item and restoring the site on which it is located.

Subsequent expenditure is capitalised only if it is probable that the future economic benefits associated with the expenditure will flow to the Company and the cost of the item can be measured reliably.

Excess of net sale proceeds of items produced during the test run over the cost of testing, if any, are not recognised in the profit or loss but deducted from the directly attributable costs of property, plant, and equipment.

If significant parts of an item of property, plant and equipment have different useful lives, then they are accounted for as separate items of property, plant and equipment and depreciated accordingly.

Assets are classified to the appropriate categories of property, plant and equipment when completed and ready for intended use.

Capital Work in Progress: Project under which assets are not yet ready for their

intended use are carried at cost of comprising of cost of asset, direct cost of labour and material, related incidental expenses and attributable interest.

Spare parts are capitalized when they meet the definition of PPE, i.e., when the Company intends to use these for a period of more than 12 months.

#### 4 Depreciation

Depreciable amount for assets is the cost of an asset, or other amount substituted for cost, less its estimated residual value.

Depreciation has been provided on the cost of assets less their residual values on straight line method on the basis of estimated useful life of assets determined by the Company which are different from the useful life as prescribed in Schedule II of the 2013 Act. The estimated useful life of the assets have been assessed based on technical advice, taking into account the nature of the asset, the estimated usage of the asset, the operating conditions of the asset, past history of replacement, anticipated technological changes, manufacturers warranties and maintenance support, etc. and are as under:

#### Management's estimate of useful life

Roads	40-50 years
Buildings (including temporary structures)	5-60 years
Plant and equipment	2-40 years
Furniture and fixtures	3-20 years
Office equipment	3-20 years
Vehicles	4-5 years

Freehold land is not depreciated.

## Notes to the Standalone Financial Statements for the year ended March 31, 2024

(All amounts in ₹ Crores, unless otherwise stated)

Depreciation is calculated on a pro rata basis.

An item of property, plant and equipment or any significant part initially recognised of such item of property plant and equipment is derecognised upon disposal or when no future economic benefits are expected from its use or disposal. Any gain or loss arising on derecognition of the asset (calculated as the difference between the net disposal proceeds and the carrying amount of the asset) is included in the statement of profit and loss.

The estimated useful lives and methods of depreciation of property, plant and equipment are reviewed at each financial year end and adjusted prospectively, if appropriate.

#### 5 Other Intangible Assets

Intangible assets acquired separately are measured on initial recognition at cost.

Following initial recognition, intangible assets are carried at cost less any accumulated amortisation and accumulated impairment losses, if any.

Internally generated intangibles, excluding capitalised development costs, are not capitalised and the related expenditure is reflected in profit or loss in the period in which the expenditure is incurred.

Subsequent expenditure is capitalised only when it increases the future economic benefits embodied in the specific asset to which it relates and the cost of the asset can be measured reliably

Intangible assets with finite lives are amortised using the straight line method over the useful economic life and assessed for impairment whenever there is an

indication that the intangible asset may be impaired. The useful lives considered are as follows:

Trademarks / Brand	10-30 years
Technical Knowhow	30-40 years
Software	3-5 years
Other intangibles	2.5-8 years

The Company has elected to continue with the carrying value of all of its intangibles assets recognised as on April 1, 2015 measured as per the previous GAAP and use that carrying value as its deemed cost as of transition date.

The amortisation period and the amortisation method for an intangible asset with a finite useful life are reviewed at least at the end of each reporting period. Changes in the expected useful life or the expected pattern of consumption of future economic benefits embodied in the asset are considered to modify the amortisation period or method, as appropriate, and are treated as changes in accounting estimates. The amortisation expense on intangible assets with finite lives is recognised in the statement of profit and loss unless such expenditure forms part of carrying value of another asset.

An intangible asset is derecognised on disposal or when no future economic benefits are expected from use or disposal. Gains or losses arising from derecognition of an intangible asset are measured as the difference between the net disposal proceeds and the carrying amount of the asset and are recognised in the statement of profit or loss when the asset is derecognised.

## Notes to the Standalone Financial Statements for the year ended March 31, 2024

(All amounts in ₹ Crores, unless otherwise stated)

### 6 Research and development expenditure

Expenditure on research and development of products is included under the natural heads of expenditure in the year in which it is incurred except which relate to development activities whereby research findings are applied to a plan or design for the production of new or substantially improved products and processes.

Such development costs are capitalised if they can be reliably measured, the product or process is technically and commercially feasible and the Company has sufficient resources to complete the development and to use or sell the asset.

Following initial recognition of the development expenditure as an asset, the asset is carried at cost less any accumulated amortisation and accumulated impairment losses, if any. Amortisation of the asset begins when development is complete and the asset is available for use. It is amortised over the period of expected future benefit. Amortisation expense is recognised in the statement of profit and loss unless such expenditure forms part of carrying value of another asset. During the period of development, the asset is tested for impairment annually.

### 7 Impairment of tangible and intangible assets other than goodwill

The Company assesses, at each reporting date, whether there is an indication that an asset may be impaired. If any indication exists, or when annual impairment testing for an asset is required, the Company estimates the asset's recoverable amount. An asset's recoverable amount is the higher of an asset's or cash-generating unit's (CGU) fair value less costs of disposal and its value in use.

Recoverable amount is determined for an individual asset, unless the asset does not generate cash inflows that are largely independent of those from other assets or groups of assets.

Impairment loss is recognised when the carrying amount of an asset or CGU exceeds its recoverable amount. In such cases, the asset is considered impaired and is written down to its recoverable amount.

In assessing value in use, the estimated future cash flows are discounted to their present value using a pre-tax discount rate that reflects current market assessments of the time value of money and the risks specific to the asset. In determining fair value less costs of disposal, recent market transactions are taken into account. If no such transactions can be identified, an appropriate valuation model is used. These calculations are corroborated by valuation multiples or other available fair value indicators.

For assets excluding goodwill, an assessment is made at each reporting date to determine whether there is an indication that previously recognised impairment losses no longer exist or have decreased. If such indication exists, the Company estimates the asset's or CGU's recoverable amount. A previously recognised impairment loss is reversed only if there has been a change in the assumptions used to determine the asset's recoverable amount since the last impairment loss was recognised. The reversal is limited so that the carrying amount of the asset does not exceed its recoverable amount, nor exceed the carrying amount that would have been determined, net of depreciation, had no impairment loss been recognised for the asset in prior years.

## Notes to the Standalone Financial Statements for the year ended March 31, 2024

(All amounts in ₹ Crores, unless otherwise stated)

### 8 Leasing

At inception of a contract, the Company assesses whether a contract is, or contains, a lease. A contract is, or contains, a lease if the contract conveys the right to control the use of an identified asset for a period of time in exchange for consideration. To assess whether a contract conveys the right to control the use of an identified asset, the Company assesses whether:

- the contract involves the use of an identified asset – this may be specified explicitly or implicitly and should be physically distinct or represent substantially all of the capacity of a physically distinct asset. If the supplier has a substantive substitution right, then the asset is not identified;
- the Company has the right to obtain substantially all of the economic benefits from use of the asset through the period of use; and
- the Company has the right to direct the use of the asset. The Company has this right when it has the decision-making rights that are most relevant to changing how and for what purpose the asset is used. In rare cases, where the decision about how and for what purpose the asset is used is predetermined, the Company has the right to direct the use of the asset if either:
  - the Company has the right to operate the asset; or
  - the Company designed the asset in a way that predetermines how and for what purpose it will be used.

The Company reassesses whether a contract is, or contains, a lease only if the terms and conditions of the contract are changed.

At inception or on reassessment of a contract that contains a lease component, the Company allocates the consideration in the contract to each lease component on the basis of their relative stand-alone prices.

#### Company as lessee

The Company accounts for assets taken under lease arrangements in the following manner:

The Company recognises a right-of-use asset and a lease liability at the lease commencement date. The right of use asset is initially measured at cost, which comprises the initial amount of the lease liability adjusted for any lease payments made at or before the commencement date, plus any initial direct costs incurred and an estimate of costs to dismantle and remove the underlying asset or to restore the underlying asset or the site on which it is located, less any lease incentive received.

The right of use asset is subsequently depreciated using the straight line method from the commencement date to the end of the lease term. The estimated useful lives of right-of-use assets are determined on the basis of remaining lease term. In addition, the right-of-use asset is periodically reduced by impairment losses, if any, and adjusted for certain remeasurements of the lease liability.

The lease liability is initially measured at the present value of the lease payments that are not paid at the commencement date, discounted using the interest rate implicit in the lease or, if that rate cannot be readily determined, the Company's incremental borrowing rate. Generally, the Company uses its incremental borrowing rate as the discount rate. The Company determines its incremental borrowing rate by obtaining

## Notes to the Standalone Financial Statements for the year ended March 31, 2024

(All amounts in ₹ Crores, unless otherwise stated)

interest rates from various external financing sources and makes certain adjustments to reflect the terms of the lease and type of the asset leased.

Lease payments included in the measurement of the lease liability comprise the fixed payments, including in-substance fixed payments and variable lease payments that depend on an index or a rate, initially measured using the index or rate as at the commencement date

The lease liability is measured at amortised cost using the effective interest method. It is remeasured when there is a change in future lease payments arising from a change in an index or rate, if there is a change in Company's estimate of the amount expected to be payable under a residual value guarantee, or if the Company changes its assessment of whether it will exercise a purchase, extension or termination option.

When the lease liability is remeasured in this way, a corresponding adjustment is made to the carrying amount of the right-of-use asset, or is recorded in profit or loss if the carrying amount of the right-of-use asset has been reduced to zero.

### *Short-term leases and leases of low-value assets*

The Company has elected not to recognise right-of use assets and lease liabilities for short term leases that have a lease term of 12 months or less and leases of low value assets. The Company recognises the lease payments associated with these leases as an expense on a straight- line basis over the lease term.

### 9 Borrowing costs

Borrowing costs consist of interest and other costs that an entity incurs in connection

with the borrowing of funds. Borrowing cost also includes exchange differences to the extent regarded as an adjustment to the borrowing costs.

Borrowing costs directly attributable to the acquisition, construction or production of an asset that necessarily takes a substantial period of time to get ready for its intended use or sale are capitalised as part of the cost of the asset. Borrowing costs incurred for the period from commencement of activities relating to construction/ development of the qualifying asset upto the date of capitalisation of such asset are added to the cost of the asset. All other borrowing costs are expensed in the period in which they occur.

In case of a specific borrowing taken for the purpose of acquisition, construction or production of a qualifying asset, the borrowing costs capitalised shall be the actual borrowing costs incurred during the period less any interest income earned on temporary investment of specific borrowing pending expenditure on qualifying asset.

In case funds are borrowed generally and such funds are used for the purpose of acquisition, construction or production of a qualifying asset, the borrowing costs capitalised are calculated by applying the weighted average capitalisation rate on general borrowings outstanding during the period, to the expenditures incurred on the qualifying asset.

If any specific borrowing remains outstanding after the related asset is ready for its intended use, that borrowing is considered part of the funds that are borrowed generally for calculating the capitalisation rate.

## Notes to the Standalone Financial Statements for the year ended March 31, 2024

(All amounts in ₹ Crores, unless otherwise stated)

### 10 Foreign Currencies

Transactions in foreign currencies are recorded on initial recognition at the exchange rate prevailing on the date of the transaction.

- (i) Monetary assets and liabilities denominated in foreign currency remaining unsettled at the end of the year, are translated at the closing rates prevailing on the Balance Sheet date. Non-monetary items which are carried in terms of historical cost denominated in foreign currency are reported using the exchange rate at the date of transaction. Any gains or losses arising due to differences in exchange rates at the time of translation or settlement are accounted for in the Statement of Profit and Loss either under the head foreign exchange fluctuation or interest cost, as the case may be, except those relating to exchange differences arising from cash flow hedges to the extent that the hedges are effective and those covered below.
- (ii) Exchange differences pertaining to long term foreign currency loans obtained or re-financed on or before March 31, 2016:

Exchange differences on long-term foreign currency monetary items relating to acquisition of depreciable assets are adjusted to the carrying cost of the assets and depreciated over the balance useful life of the assets.

- (iii) Exchange differences pertaining to long term foreign currency loans obtained or re-financed on or after April 1, 2016:

The exchange differences pertaining to long term foreign currency loans

obtained or re-financed on or after April 1, 2016 are treated in accordance with Ind AS 21/ Ind AS 109. Refer point (i) above.

### 11 Inventories

Inventories are valued at cost or net realisable value, whichever is lower. The basis of determining the cost for various categories of inventories are as follows:

- (a) Raw materials, packing materials and stores and spares (including fuel) - Cost includes cost of purchase and other costs incurred in bringing the inventories to their present location and condition. Cost is determined on weighted average basis. The aforesaid items are valued at Net Realisable Value if the finished products in which they are to be incorporated are expected to be sold at a loss.
- (b) Traded goods, Stock in progress and finished goods- Direct cost plus appropriate share of overheads based on normal operating capacity.
- (c) By products - At estimated realisable value.

Net realisable value is the estimated selling price in the ordinary course of business, less estimated costs of completion and the estimated costs necessary to make the sale.

The net realisable value of work-in-progress is determined with reference to the selling prices of related finished goods. Raw materials, components and other supplies held for use in the production of finished products are not written down below cost except in cases when a decline in the price of

## Notes to the Standalone Financial Statements for the year ended March 31, 2024

(All amounts in ₹ Crores, unless otherwise stated)

materials indicates that the cost of the finished products shall exceed the net realisable value.

The comparison of cost and net realisable value is made on an item-by-Item basis.

### 12 Provisions, contingent liabilities and contingent assets

#### Provisions

The Company recognises a provision when there is a present obligation (legal or constructive) as a result of past events and it is more likely than not that an outflow of resources would be required to settle the obligation and a reliable estimate can be made.

When the Company expects some or all of a provision to be reimbursed, for example, under an insurance contract, the reimbursement is recognised as a separate asset, but only when the reimbursement is virtually certain.

The expense relating to a provision is presented in the statement of profit and loss net of any reimbursement.

If the effect of the time value of money is material, provisions are discounted using a current pre-tax rate that reflects, when appropriate, the risks specific to the liability. When discounting is used, the increase in the provision due to the passage of time is recognised as a finance cost.

#### Contingent liabilities

A contingent liability is a possible obligation that arises from past events whose existence will be confirmed by the occurrence or non-occurrence of one or more uncertain future events beyond the control of the Company or a present obligation that is not

recognised because it is not probable that an outflow of resources will be required to settle the obligation. A contingent liability also arises in extremely rare cases where there is a liability that cannot be recognised because it cannot be measured reliably. The Company does not recognize a contingent liability but discloses its existence in the financial statements unless the possibility of an outflow of resources embodying economic benefits is remote. Contingent liabilities and commitments are reviewed by the management at each balance sheet date.

#### Contingent assets

Contingent assets are not recognised in the financial statements. However, contingent assets are assessed continually and if it is virtually certain that an inflow of economic benefits will arise, the asset and related income are recognised in the period in which the change occurs.

### 13 Revenue recognition

#### Sale of goods

Revenue from sale of products is recognised upon transfer of control of products to customers at the time of shipment to or receipt of goods by the customers.

Revenues towards satisfaction of a performance obligation are measured based on the transaction price (net of variable consideration), which is the consideration, net of tax collected from customers and remitted to government authorities such as goods and services tax and applicable discounts and allowances.

Any fees including upfront fees received in relation to contract manufacturing arrangements is recognised on straight line basis over the period over which the Company satisfies the underlying

## Notes to the Standalone Financial Statements for the year ended March 31, 2024

(All amounts in ₹ Crores, unless otherwise stated)

performance obligations. Contract assets are recognised when there is excess of revenue earned over billings on contracts. Contract assets are classified as unbilled revenue (only when act of invoicing is pending) when there is unconditional right to receive cash as per contractual terms. Advance from customers ("contract liability") is recognised when the Company has received consideration from the customer before it delivers the goods.

### 14 Taxation

Income tax expense represents the sum of current tax and deferred tax.

#### a) Current tax

Current income tax assets and liabilities are measured at the best estimate of amount expected to be recovered from or paid to the taxation authorities. The tax rates and tax laws used to compute the amount are those that are enacted or substantively enacted, at the reporting date.

Current income tax relating to items recognised outside profit or loss is recognised outside profit or loss i.e. in other comprehensive income or in equity.

#### b) Deferred tax

Deferred tax is provided on temporary differences between the tax bases of assets and liabilities and their carrying amounts at the reporting date.

Deferred tax assets and liabilities are measured using substantively enacted tax rates expected to apply to taxable income in the years in which the temporary differences are expected to be received or settled.

Deferred tax assets and liabilities are offset if such items relate to taxes on income levied by the same governing tax laws and the Company has a legally enforceable right for such set off.

Deferred tax assets are recognised for all deductible temporary differences and unused tax losses only if it is probable that future taxable amounts will be available to utilise those temporary differences and losses. The carrying amount of deferred tax assets is reviewed at each reporting date and reduced to the extent that it is no longer probable that sufficient taxable profit will be available to allow all or part of the deferred tax asset to be utilised. Unrecognised deferred tax assets are re-assessed at each reporting date and are recognised to the extent that it has become probable that future taxable profits will allow the deferred tax asset to be recovered.

Deferred tax relating to items recognised outside profit or loss is recognised outside profit or loss i.e. in other comprehensive income or in equity.

Deferred tax assets/liabilities are not recognised for below mentioned temporary differences:

- (i) At the time of initial recognition of goodwill;
- (ii) Initial recognition of assets or liabilities (other than in a business combination) at the time of the transaction, (a) affects neither the accounting profit nor taxable profit or loss and (b) does not give rise to equal taxable and deductible temporary differences

## Notes to the Standalone Financial Statements for the year ended March 31, 2024

(All amounts in ₹ Crores, unless otherwise stated)

Minimum Alternate Tax (MAT) paid in accordance with the tax laws, which gives future economic benefits in the form of adjustment to future income tax liability, is considered as an asset if there is convincing evidence that the Company will pay normal income tax. Accordingly, MAT asset is recognised in the Balance Sheet when it is probable that future economic benefit associated with it will flow to the Company.

The Company considers whether it is probable that a taxation authority will accept an uncertain tax treatment. If the Company concludes that it is probable that the taxation authority will accept an uncertain tax treatment, the Company determines the taxable profit (tax loss), tax bases, unused tax losses, unused tax credits or tax rates consistently with the tax treatment used or planned to be used in its income tax filings. However, if the Company concludes that it is not probable that the taxation authority will accept an uncertain tax treatment, the Company reflects the effect of uncertainty in determining the related taxable profit (tax loss), tax bases, unused tax losses, unused tax credits or tax rates.

### 15 Government grants

Government grants are recognised where there is reasonable assurance that the grant will be received and all attached conditions will be complied with.

A government grant that becomes receivable as compensation for expenses or losses incurred is recognised in profit or loss on a systematic basis over the periods in which the Company recognises as expenses the related costs for which the grants are intended to compensate,

unless the conditions for receiving the grant are met after the related expenses have been recognised. In this case, the grant is recognised when it becomes receivable.

Government grants related to assets are presented in the balance sheet at fair value as deferred income and are recognised in profit or loss on a systematic basis over the expected useful life of the related assets.

Revenue from export benefits arising from duty drawback scheme, remission of duties and taxes on exported product scheme are recognized on export of goods in accordance with their respective underlying scheme at fair value of consideration received or receivable.

The benefit accrued under the above grants is included under the head "Revenue from Operations" under 'Export and other incentives'.

### 16 Employee benefits

#### Short-term employee benefits

Wages and salaries including non monetary benefits that are expected to be settled within the operating cycle after the end of the period in which the related services are rendered, are measured at the undiscounted amount expected to be paid. A liability is recognised for the amount expected to be paid under short-term cash bonus, if the Company has a present legal or constructive obligation to pay this amount as a result of past service provided by the employee and the obligation can be estimated reliably.

#### Defined contribution plans

Provident fund administered through Regional Provident Fund Commissioner, Superannuation Fund and Employees' State Insurance Corporation are defined contribution schemes. Contributions to such

## Notes to the Standalone Financial Statements for the year ended March 31, 2024

(All amounts in ₹ Crores, unless otherwise stated)

schemes are charged to the statement of profit and loss in the year when employees have rendered services entitling them to contributions. The Company has no obligation, other than the contribution payable to such schemes.

#### Defined benefit plans

The Company has defined benefit gratuity plan and provident fund for certain category of employees administered through a recognised provident fund trust. Provision for gratuity and provident fund for certain category of employees administered through a recognised provident fund trust are determined on an actuarial basis at the end of the year and charged to Statement of Profit and Loss, other than remeasurements. The cost of providing these benefits is determined using the projected unit credit method.

Remeasurements, comprising of actuarial gains and losses and the effect of the asset ceiling, (excluding amounts included in net interest on the net defined benefit liability and return on plan assets), are recognised immediately in the balance sheet with a corresponding debit or credit to retained earnings through other comprehensive income in the period in which they occur. Remeasurements are not reclassified to statement of profit and loss in subsequent periods.

#### Other long-term employee benefits

The Company also has other long-term employee benefits in the nature of compensated absences. Provision for compensated absences are determined on an actuarial basis at the end of the year and charged to Statement of Profit and Loss. The cost of providing these benefits is determined using the projected unit credit method.

#### Share based payments

Equity settled share based payments to employees under SRF Long Term Share Based Incentive Plan (SRF LTIP) are measured at the fair value (which is the market price less exercise price) of the equity instruments on the grant date. This compensation expense is amortised over the remaining tenure over which the employees renders their service on a straight line basis.

### 17 Earnings per share

Basic earnings per share is calculated by dividing the net profit or loss for the year attributable to equity shareholders by the weighted average number of equity shares outstanding during the year.

For the purpose of calculating diluted earnings per share, the net profit or loss for the period attributable to equity shareholders and the weighted average number of shares outstanding during the period is adjusted for the effects of all dilutive potential equity shares.

### 18 Cash and cash equivalents

Cash and cash equivalent in the balance sheet comprise cash at banks and on hand and short-term deposits with an original maturity of three months or less, which are subject to an insignificant risk of changes in value.

### 19 Financial instruments

A financial instrument is any contract that gives rise to a financial asset of one entity and a financial liability or equity instrument of another entity.

#### Initial Recognition and measurement

Trade receivables and debt securities issued are initially recognised when they are originated. All other financial assets and



## Notes to the Standalone Financial Statements for the year ended March 31, 2024

(All amounts in ₹ Crores, unless otherwise stated)

financial liabilities are initially recognised when the Company becomes a party to the contractual provisions of the instrument.

A financial asset (unless it is a trade receivable without a significant financing component) or financial liability is initially measured at fair value plus or minus, for an item not at FVTPL, transaction costs that are directly attributable to its acquisition or issue. A trade receivable without a significant financing component is initially measured at the transaction price.

### A) *Financial Assets*

Classification and Subsequent measurement

For purposes of subsequent measurement, financial assets of the Company are classified in three categories:

- a) At amortised cost
- b) At fair value through profit and loss (FVTPL)
- c) At fair value through other comprehensive income (FVTOCI)

Financial assets are not reclassified subsequent to their initial recognition unless the Company changes its business model for managing financial assets, in which case all affected financial assets are reclassified on the first day of the first reporting period following the change in the business model.

Financial asset is measured at amortised cost if both the following conditions are met:

- a) The asset is held within a business model whose objective is to hold assets for collecting contractual cash flows, and

- b) Contractual terms of the asset give rise on specified dates to cash flows that are solely payments of principal and interest (SPPI) on the principal amount outstanding.

After initial measurement, such financial assets are subsequently measured at amortised cost using the effective interest rate (EIR) method. Amortised cost is calculated by taking into account any discount or premium on acquisition and fees or costs that are an integral part of the EIR. The EIR amortisation is included in other income in the statement of profit and loss. The losses arising from impairment are recognised in the standalone statement of profit and loss. This category generally applies to trade and other receivables.

A debt investment is measured at FVTOCI if it meets both of the following conditions and is not designated at FVTPL:

- it is held within a business model whose objective is achieved by both collecting contractual cash flows and selling financial assets; and
- its contractual terms give rise on specified dates to cash flows that are solely payments of principal and interest on the principal amount outstanding.

Financial assets not classified as measured at amortised cost or FVTOCI are measured at FVTPL. Financial assets included within the FVTPL category are measured at fair value with all changes recognised in the statement of profit and loss.

### *Equity Instruments*

All equity instruments in the scope of Ind AS 109 are measured at fair value.

## Notes to the Standalone Financial Statements for the year ended March 31, 2024

(All amounts in ₹ Crores, unless otherwise stated)

Equity instruments which are held for trading are measured at fair value through profit and loss.

For all other equity instruments, the Company may make an irrevocable election to present subsequent changes in the fair value in other comprehensive income.

The Company makes such election on an instrument by instrument basis. The classification is made on initial recognition and is irrevocable.

If the Company decides to classify an equity instrument as at FVTOCI, then all fair value changes on the instrument, excluding dividends, are recognised in other comprehensive income. This cumulative gain or loss is not reclassified to statement of profit and loss on disposal of such instruments.

Investments in Subsidiaries are carried at cost less accumulated impairment losses, if any. Where an indication of impairment exists, the carrying amount of the investment is assessed and written down immediately to its recoverable amount. On disposal of investments in subsidiaries, the difference between net disposal proceeds and the carrying amounts are recognized in the Standalone Statement of Profit and Loss.

### *Derecognition*

A financial asset (or, where applicable, a part of a financial asset) is primarily derecognised (i.e. removed from the balance sheet) when:

- a) The rights to receive cash flows from the asset have expired, or
- b) The Company has transferred its rights to receive cash flows from the asset

or has assumed an obligation to pay the received cash flows in full without material delay to a third party under a 'pass-through' arrangement; and either (i) the Company has transferred substantially all the risks and rewards of the asset, or (ii) the Company has neither transferred nor retained substantially all the risks and rewards of the asset, but has transferred control of the asset.

When the Company has transferred its rights to receive cash flows from an asset or has entered into a pass-through arrangement, it evaluates if and to what extent it has retained the risks and rewards of ownership. When it has neither transferred nor retained substantially all of the risks and rewards of the asset, nor transferred control of the asset, the Company continues to recognise the transferred asset to the extent of the Company's continuing involvement. In that case, the Company also recognises an associated liability. The transferred asset and the associated liability are measured on a basis that reflects the rights and obligations that the Company has retained.

Continuing involvement that takes the form of a guarantee over the transferred asset is measured at the lower of the original carrying amount of the asset and the maximum amount of consideration that the Company could be required to repay. Any gain or loss on derecognition is recognised in profit or loss.

When the Company has retained substantially all the risks and rewards of ownership of the transferred asset, the Company continues to recognise the transferred asset in its entirety and recognises a financial liability for the consideration received.

## Notes to the Standalone Financial Statements for the year ended March 31, 2024

(All amounts in ₹ Crores, unless otherwise stated)

### *Impairment of financial assets*

The Company recognizes loss allowance using the expected credit loss (ECL) model for the financial assets which are not fair valued through profit or loss. Loss allowance for trade receivables and contract assets with no significant financing component is measured at an amount equal to lifetime ECL. For all financial assets with contractual cash flows other than trade receivable and contract assets, ECLs are measured at an amount equal to the 12-month ECL, unless there has been a significant increase in credit risk from initial recognition in which case those are measured at lifetime ECL. The amount of ECL (or reversal) that is required to adjust the loss allowance at the reporting date is recognised as an impairment gain or loss in the Statement of Profit and Loss.

When determining whether the credit risk of a financial asset has increased significantly since initial recognition and when estimating ECLs, the Company considers reasonable and supportable information that is relevant and available without undue cost or effort. This includes both quantitative and qualitative information and analysis, based on the Company's historical experience and informed credit assessment, that includes forward-looking information. The Company considers a financial asset to be in default when the asset is unlikely to be realised in full.

### *Credit Impaired Financial Assets*

At each reporting date, the Company assesses whether financial assets carried at amortised cost and debt securities at FVTOCI are credit-impaired. A financial asset is 'credit-impaired' when one or more events that have a detrimental impact on the estimated future cash flows of the financial asset have occurred.

Evidence that a financial asset is credit-impaired includes the following observable data:

- significant financial difficulty of the debtor;
- a breach of contract such as a default; or
- it is probable that the debtor will enter bankruptcy or other financial reorganisation

### *Presentation of allowance for ECL in the balance sheet*

Loss allowances for financial assets measured at amortised cost are deducted from the gross carrying amount of the assets.

### *Write Off*

The gross carrying amount of a financial asset is written off when the Company has no reasonable expectations of recovering a financial asset in its entirety or a portion thereof. However, financial assets that are written off could still be subject to enforcement activities in order to comply with the Company's procedures for recovery of amounts due.

### *B) Financial liabilities and Equity instruments Initial recognition and measurement*

All financial liabilities are recognised initially at fair value, net of directly attributable transaction costs, if any.

The Company's financial liabilities includes borrowings, trade and other payables including financial guarantee contracts and derivative financial instruments.

### *Subsequent measurement*

#### *Borrowings*

Borrowings are subsequently measured at amortised cost. Any differences between the proceeds (net of transaction costs) and the redemption/repayment amount

## Notes to the Standalone Financial Statements for the year ended March 31, 2024

(All amounts in ₹ Crores, unless otherwise stated)

is recognised in profit and loss over the period of the borrowings using the effective interest rate method.

### *Trade and other payables*

Trade and other payables represent liabilities for goods and services provided to the Company prior to the end of the financial year and which are unpaid.

### *Offsetting of financial instruments*

Financial assets and financial liabilities are offset and the net amount is reported in the balance sheet if there is a currently enforceable legal right to offset the recognised amounts and there is an intention to settle on a net basis, to realise the assets and settle the liabilities simultaneously.

### *Financial guarantee contracts*

Financial guarantee contracts issued by the Company are those contracts that require a payment to be made to reimburse the holder for a loss it incurs because the specified entity fails to make a payment when due in accordance with the terms of a debt instrument. Financial guarantee contracts are recognised initially as a liability at fair value, adjusted for transaction costs that are directly attributable to the issuance of the guarantee.

### *Derecognition*

A financial liability is derecognised when the obligation under the liability is discharged or cancelled or expires. When an existing financial liability is replaced by another from the same lender on substantially different terms, or the terms of an existing liability are substantially modified, such an exchange or modification is treated as the derecognition of the original liability and the recognition of a new liability. The difference in the respective carrying amounts is recognised in the statement of profit and loss.

### *Equity instrument*

Equity instruments are any contract that evidences a residual interest in the assets of an entity after deducting all of its liabilities.

Debt or equity instruments issued by the Company are classified as either financial liabilities or as equity in accordance with the substance of the contractual arrangements and the definitions of a financial liability and an equity instrument.

### 20 *Derivative and non derivative financial instruments and hedge accounting*

#### *Initial recognition and subsequent measurement*

The Company uses derivative financial instruments (such as forward currency contracts, interest rate swaps and full currency swaps) or non derivative financial assets / liabilities to hedge its foreign currency risks and interest rate risks. The Company has opted for "Hedge Accounting" for all its derivative as well as non-derivative financial instrument used for hedging. Accordingly, at the inception of the hedge the Company formally designates a hedge relationship between the 'hedging instrument' and 'hedged item' which determine the initial recognition of the financial instrument as Fair Value Hedge or Cashflow hedge. The documentation includes the Company's risk management objective and strategy for undertaking hedge, the hedging/ economic relationship, the hedged item or transaction, the nature of the risk being hedged and how the entity will assess the effectiveness of changes in the hedging instrument's fair value in offsetting the exposure to changes in the hedged item's fair value or cash flows attributable to the hedged risk. The Company determines the existence of an economic relationship between the hedging instrument and hedged item

## Notes to the Standalone Financial Statements for the year ended March 31, 2024

(All amounts in ₹ Crores, unless otherwise stated)

based on the currency/reference interest rates, contract amount and timing of their respective cash flows. The Company assesses whether the derivative designated in each hedging relationship is expected to be and has been effective in offsetting changes in cash flows of the hedged item using the hypothetical derivative method. In these hedge relationships, the main expected sources of ineffectiveness are:

- the effect of the counterparties' and the Company's own credit risk on the fair value of the forward foreign exchange contracts or swaps, which is not reflected in the change in the fair value of the hedged cash flows attributable to the change in exchange rates or interest rates and
- changes in the timing of the hedged transactions

Hedges entered into by the Company are expected to be highly effective in achieving offsetting changes in fair value or cash flows and are assessed on an ongoing basis to determine that they actually have been highly effective throughout the financial reporting periods for which they were designated. These financial instruments are initially recognised at fair value on the date on which a derivative contract is entered into and are subsequently re-measured at fair value. Derivatives are carried as financial assets when the fair value is positive and as financial liabilities when the fair value is negative.

Any gains or losses arising from changes in the fair value of derivatives are taken directly to profit or loss, except for the effective portion of cash flow hedges, which is recognised in OCI and later reclassified to

profit and loss when the hedge item affects profit or loss.

For the purpose of hedge accounting, hedges are classified as:

- Fair value hedges when hedging the exposure to changes in the fair value of a recognised asset or liability.
- Cash flow hedges when hedging the exposure to variability in cash flows that is either attributable to a particular risk associated with a recognised asset or liability or a highly probable forecast transaction or the foreign currency risk in an unrecognised firm commitment.

Hedges that meet the strict criteria for hedge accounting are accounted for, as described below:

### *Fair value hedges*

The change in the fair value of a hedging instrument is recognised in the statement of profit and loss. The change in the fair value of the hedged item attributable to the risk hedged is recorded as part of the carrying value of the hedged item and is also recognised in the statement of profit and loss.

If the hedged item is derecognised, the unamortised fair value is recognised immediately in profit or loss. When an unrecognised firm commitment is designated as a hedged item, the subsequent cumulative change in the fair value of the firm commitment attributable to the hedged risk is recognised as an asset or liability with a corresponding gain or loss recognised in statement of profit and loss.

## Notes to the Standalone Financial Statements for the year ended March 31, 2024

(All amounts in ₹ Crores, unless otherwise stated)

### *Cash flow hedges*

The effective portion of the gain or loss on the hedging instrument is recognised in other comprehensive income in the cash flow hedge reserve, while any ineffective portion is recognised immediately in the statement of profit and loss.

The Company uses forward currency contracts as hedges of its exposure to foreign currency risk in forecast transactions and firm commitments. The ineffective portion relating to foreign currency contracts is recognised in the statement of profit and loss. In some cases, the Company separates the premium element and the spot element of a forward contract and designates only the change in fair value of the spot element of forward exchange contracts as the hedging instrument in cash flow hedging relationships. In such cases, the changes in the fair value of the premium element of the forward contract or the foreign currency basis spread of the financial instrument is accumulated in a separate component of equity as 'cost of hedging'. The changes in the fair value of such premium element or foreign currency basis spread are reclassified to profit or loss as a reclassification adjustment on a straight-line basis over the period of the forward contract or the financial instrument.

The Company also designates non derivative financial liabilities, such as foreign currency borrowings from banks, as hedging instruments for the hedge of foreign currency risk associated with highly probable forecasted transactions and, accordingly, applies cash flow hedge accounting for such relationships.

Amounts recognised as other comprehensive income are transferred to profit or loss when the hedged transaction affects profit

or loss, such as when the hedged financial income or financial expense is recognised or when a forecast transaction occurs.

If the hedging instrument expires or is sold, terminated or exercised without replacement or rollover (as part of the hedging strategy), or if its designation as a hedge is revoked, or when the hedge no longer meets the criteria for hedge accounting, the hedge accounting will be discontinued prospectively. Any cumulative gain or loss previously recognised in other comprehensive income remains separately in other equity if the forecast transaction or the foreign currency firm commitment is expected to occur else the amount shall be immediately reclassified from the cash flow hedge reserve to profit or loss as a reclassification adjustment.

### 21 Fair value measurement

The Company measures some of its financial instruments at fair value at each balance sheet date.

Fair value is the price that would be received to sell an asset or paid to transfer a liability in an orderly transaction between market participants at the measurement date. The fair value measurement is based on the presumption that the transaction to sell the asset or transfer the liability takes place either:

- In the principal market for the asset or liability, or
- In the absence of a principal market, in the most advantageous market for the asset or liability.

The principal or the most advantageous market must be accessible by the Company. The fair value of an asset or a liability is

## Notes to the Standalone Financial Statements for the year ended March 31, 2024

(All amounts in ₹ Crores, unless otherwise stated)

measured using the assumptions that market participants would use when pricing the asset or liability, assuming that market participants act in their economic best interest. A fair value measurement of a non-financial asset takes into account a market participant's ability to generate economic benefits by using the asset in its highest and best use or by selling it to another market participant that would use the asset in its highest and best use. The Company uses valuation techniques that are appropriate in the circumstances and for which sufficient data are available to measure fair value, maximising the use of relevant observable inputs and minimising the use of unobservable inputs. All assets and liabilities for which fair value is measured or disclosed in the financial statements are categorised within the fair value hierarchy, described as follows, based on the lowest level input that is significant to the fair value measurement as a whole:

- a) Level 1 — Quoted (unadjusted) market prices in active markets for identical assets or liabilities.
- b) Level 2 — Inputs other than quoted prices included in Level 1 that are observable for the asset or liability, either directly (i.e. as prices) or indirectly (i.e. derived from prices).
- c) Level 3 — Inputs for the asset or liability that are not based on observable market data (unobservable inputs).

For assets and liabilities that are recognised in the financial statements on a recurring basis, the Company determines whether transfers have occurred between levels in the hierarchy by re-assessing categorisation

(based on the lowest level input that is significant to the fair value measurement as a whole) at the end of each reporting period.

For the purpose of fair value disclosures, the Company has determined classes of assets and liabilities on the basis of the nature, characteristics and risks of the asset or liability and the level of the fair value hierarchy as explained above.

### 22 Segment Reporting

Based on "Management Approach" as defined in Ind AS 108 -Operating Segments, the Chief Operating Decision Maker evaluates the Company's performance and allocates the resources based on an analysis of various performance indicators by business segments. Inter segment sales and transfers are reflected at market prices.

Unallocable items includes general corporate income and expense items which are not allocated to any business segment.

#### Segment Policies:

The Company prepares its segment information in conformity with the accounting policies adopted for preparing and presenting the standalone financial statements of the Company as a whole. Common allocable costs are allocated to each segment on an appropriate basis.

### 23 Dividend

The Company recognises a liability to make cash distributions to equity holders when the distribution is authorised and the distribution is no longer at the discretion of the Company. As per the corporate laws in India, a distribution is authorised when it is approved by the shareholders. A corresponding amount is recognised directly in equity.

## Notes to the Standalone Financial Statements for the year ended March 31, 2024

(All amounts in ₹ Crores, unless otherwise stated)

### 24 Non-current assets held for sale and discontinued operations

Non-current assets (or disposal groups) are classified as held for sale if their carrying amounts will be recovered principally through a sale transaction rather than through continuing use. The appropriate level of management must be committed to a plan to sell, an active programme to locate a buyer and complete the plan has been initiated, the sale is considered highly probable and is expected within one year from the date of classification.

Non-current assets (or disposal groups) held for sale are measured at the lower of their carrying amount and fair value less costs to sell. Assets and liabilities classified as held for sale are presented separately from other assets and liabilities in the balance sheet. Property, plant and equipment and intangible assets once classified as held for sale are not depreciated or amortised.

A discontinued operation is a component of the Company that either has been disposed of, or is classified as held for sale, and:

- a) Represents a separate major line of business or geographical area of operations,
- b) Is part of a single co-ordinated plan to dispose of a separate major line of business or geographical area of operations, or
- c) Is a subsidiary acquired exclusively with a view to resale.

Discontinued operations are excluded from the results of continuing operations and are presented separately in the statement of profit and loss.

### 25 Interest and dividend income

Interest income is recognised when it is probable that the economic benefits will flow to the Company using the effective interest rate method. The 'effective interest rate' is the rate that exactly discounts estimated future cash payments or receipts through the expected life of the financial instrument to the gross amount of the financial asset or the amortised cost of the financial liability, The effective. Interest income is accrued on a time basis, by reference to the principal outstanding.

Dividend income from investments is recognised when the shareholder's right to receive payment has been established (provided that it is probable that the economic benefits will flow to the Company and the amount of income can be measured reliably).

### 26 Material Accounting Policy Information

The Company adopted Disclosure of Accounting Policies (Amendments to Ind AS 1) from 1 April 2023. Although the amendments did not result in any changes in the accounting policies themselves, they impacted the accounting policy information disclosed in the financial statements.

The amendments require the disclosure of 'material' rather than 'significant' accounting policies. The amendments also provide guidance on the application of materiality to disclosure of accounting policies, assisting entities to provide useful, entity-specific accounting policy information that users need to understand other information in the financial statements.

- 27 Ministry of Corporate Affairs ("MCA") notifies new standards or amendments to the existing standards under Companies

## Notes to the Standalone Financial Statements for the year ended March 31, 2024

(All amounts in ₹ Crores, unless otherwise stated)

(Indian Accounting Standards) Rules as issued from time to time. For the year ended March 31, 2024, MCA has not notified any new standards or amendments to the existing standards applicable to the Company.

### C SIGNIFICANT ACCOUNTING JUDGEMENTS, ESTIMATES AND ASSUMPTIONS

The preparation of financial statements requires management to make judgments, estimates and assumptions that affect the application of accounting policies and the reported amounts of assets, liabilities, income and expenses. Actual results may differ from these estimates.

Judgements, estimates and underlying assumptions are reviewed on an ongoing basis. Revisions to accounting estimates are recognised in the period in which the estimates are revised and in any future periods affected. In particular, information about significant areas of estimation, uncertainty and critical judgments in applying accounting policies that have the most significant effect on the amounts recognised in the financial statements is included in the following notes.

#### A) Judgements

- Classification and lease term determination of leasing arrangement – Note 1.B.9
- Derecognition of trade receivables and hedge effectiveness - Note 1.B.20

- Reverse factoring: presentation of amounts related to supply chain financing arrangements in the balance sheet and in the statement of cash flows - Note 18
- Assessment of Uncertain Tax Treatments - Note 1.B.14
- Assessment of classification and recognition of government grants - Note 1.B.15

#### B) Assumptions and Estimation uncertainties

- Fair value measurement of derivative instruments – Note 1.B.22
- Assessment of useful life of property, plant and equipment and intangible asset – Note 1.B.4
- Recognition and estimation of tax expense including determination of applicable tax rate for measuring deferred tax balances – Note 1.B.15
- Estimation of assets and obligations relating to employee benefits (including actuarial assumptions) – Note 1.B.17
- Assessment of impairment of financial assets and non-financial assets – Note 1.B.20 and Note 1.B.8
- Recognition and measurement of contingencies: key assumptions about the likelihood and magnitude of an outflow of resources – Note 1.B.13

## Notes to the Standalone Financial Statements for the year ended March 31, 2024

(All amounts in ₹ Crores, unless otherwise stated)

### 2 PROPERTY, PLANT AND EQUIPMENT

Particulars	Freehold land	Roads	Buildings	Plant and equipment	Furniture and fixtures	Office equipment	Vehicles	Total
<b>Cost</b>								
<b>Balance at April 1, 2022</b>	<b>317.18</b>	<b>72.85</b>	<b>751.44</b>	<b>6,464.92</b>	<b>28.06</b>	<b>72.31</b>	<b>48.92</b>	<b>7,755.68</b>
Additions / adjustments	8.09	16.34	151.66	1,780.14	3.97	13.56	31.70	2,005.46
Disposals / adjustments	(3.40)	-	(0.55)	(25.13)	(0.31)	(2.33)	(12.71)	(44.43)
<b>Balance at March 31, 2023</b>	<b>321.87</b>	<b>89.19</b>	<b>902.55</b>	<b>8,219.93</b>	<b>31.72</b>	<b>83.54</b>	<b>67.91</b>	<b>9,716.71</b>
Additions / adjustments	6.25	32.96	140.26	3,047.89	8.00	37.43	26.91	3,299.70
Disposals / adjustments	(2.01)	(0.99)	(1.99)	(19.73)	(0.62)	(3.63)	(14.15)	(43.12)
<b>Balance at March 31, 2024</b>	<b>326.11</b>	<b>121.16</b>	<b>1,040.82</b>	<b>11,248.09</b>	<b>39.10</b>	<b>117.34</b>	<b>80.67</b>	<b>12,973.29</b>
<b>Accumulated depreciation</b>								
<b>Balance at April 1, 2022</b>	-	<b>9.52</b>	<b>125.97</b>	<b>1,786.52</b>	<b>12.82</b>	<b>41.00</b>	<b>29.36</b>	<b>2,005.19</b>
Depreciation expenses	-	1.92	25.62	386.58	2.09	7.81	9.76	433.78
Disposals / adjustments	-	-	(0.09)	(20.98)	(0.21)	(2.06)	(8.17)	(31.51)
<b>Balance at March 31, 2023</b>	-	<b>11.44</b>	<b>151.50</b>	<b>2,152.12</b>	<b>14.70</b>	<b>46.75</b>	<b>30.95</b>	<b>2,407.46</b>
Depreciation expenses	-	2.32	27.33	460.59	3.13	10.19	12.43	515.99
Disposals / adjustments	-	(0.21)	(0.23)	(12.76)	(0.54)	(3.16)	(11.46)	(28.36)
<b>Balance at March 31, 2024</b>	-	<b>13.55</b>	<b>178.60</b>	<b>2,599.95</b>	<b>17.29</b>	<b>53.78</b>	<b>31.92</b>	<b>2,895.09</b>
<b>Net block</b>								
<b>Balance at March 31, 2023</b>	<b>321.87</b>	<b>77.75</b>	<b>751.05</b>	<b>6,067.81</b>	<b>17.02</b>	<b>36.79</b>	<b>36.96</b>	<b>7,309.25</b>
<b>Balance at March 31, 2024</b>	<b>326.11</b>	<b>107.61</b>	<b>862.22</b>	<b>8,648.14</b>	<b>21.81</b>	<b>63.56</b>	<b>48.75</b>	<b>10,078.20</b>

#### Notes:

- Borrowing cost capitalised during the year (net of interest income) is ₹ 59.52 crores (Previous year: ₹ 44.98 crores) with a capitalisation rate ranging from 3.09% to 6.71% (Previous year: 0.49% to 3.82%).
- The industrial freehold land measuring 32.41 acres at the Company's plant in Gummudipoondi, Tamil Nadu had been acquired by the Company w.e.f. January 01, 2001 pursuant to a scheme of amalgamation sanctioned by the Hon'ble High court of Judicature at Madras and the Hon'ble High court of Delhi. Out of the said land, there is a dispute on a land parcel of 2.74 acres. Based on the legal documentation available, the Company is of the view that it has an acceptable title, and the said dispute is not tenable.
- Capital expenditure incurred during the year includes ₹ 20.46 crores (Previous year: ₹ 7.22 crores) on account of research and development. Depreciation for the year includes depreciation of ₹ 14.56 crores (previous year: ₹ 14.19 crores), on assets deployed in research and development as per note 40 (a) below.
- Refer to note 15.1 for information on PPE pledged as security by the Company. Additionally, non funded working capital facilities drawn from banks amounting to ₹ Nil (Previous year: ₹ 19.66 crores) are secured by hypothecation of Captive Power Plant (CPP) and HFC134A plant situated at Dahej in the state of Gujarat.
- Refer to note 40(c) for additions / adjustments on account of exchange differences during the year.
- Certain items of property, plant and equipment with written down value of ₹ 1.34 crores have been charged to the standalone statement of profit and loss on account of damage due to cyclone / flood in the state of Tamil Nadu. Reinstatement of the damaged assets is in progress. (Refer to note 40(g)).
- Capital Work in Progress

Particulars	As at March 31, 2024	As at March 31, 2023
Opening Balance	2,128.95	1,617.04
Additions during the year	1,915.54	2,517.37
Less: Amounts capitalised during the year*	3,299.70	2,005.46
<b>Closing Balance</b>	<b>744.79</b>	<b>2,128.95</b>

\* The Company accounts for all capitalisation of property, plant and equipment through Capital Work in Progress and therefore the movement in Capital Work in Progress is the difference between closing and opening balance of Capital Work in Progress as adjusted for additions in property, plant and equipment.

## Notes to the Standalone Financial Statements

for the year ended March 31, 2024

(All amounts in ₹ Crores, unless otherwise stated)

### 3 CAPITAL WORK-IN-PROGRESS (CWIP)

(i) Ageing of capital work-in-progress :

	Amount in CWIP for a period of				Total
	Less than 1 year	1 - 2 years	2 - 3 years	More than 3 years	
<b>Projects in progress</b>					
As at March 31, 2024	616.57	118.97	5.14	4.11	<b>744.79</b>
As at March 31, 2023	1,859.52	218.01	43.92	7.50	<b>2,128.95</b>

(ii) CWIP completion schedule for capital work-in-progress whose completion is overdue or has exceeded its cost compared to its original plan :

	As at March 31, 2024			
	To be completed in			
	Less than 1 year	1 - 2 years	2 - 3 years	More than 3 years
<b>Projects in progress</b>				
Backward Integration plant for fluorocarbon refrigerant gases		341.19	-	-
Project for electrical Line Connection		36.00	-	-
Others *		76.17	-	-
	<b>453.36</b>	-	-	-

	As at March 31, 2023			
	To be completed in			
	Less than 1 year	1 - 2 years	2 - 3 years	More than 3 years
<b>Projects in progress</b>				
Integrated facility for development of PTFE	453.03	-	-	-
Thermal oxidation facility	108.39	-	-	-
Pharma intermediates plant	223.32	-	-	-
Dedicated facilities to produce agrochemicals intermediates	115.22	-	-	-
Capacity enhancement of TCF value chain	83.97	-	-	-
Others *	110.03	5.40	-	-
	<b>1,093.96</b>	<b>5.40</b>	-	-

\* Comprise projects not considered material at an individual level.

Also refer note no. 2 (vii)

## Notes to the Standalone Financial Statements

for the year ended March 31, 2024

(All amounts in ₹ Crores, unless otherwise stated)

### 4 OTHER INTANGIBLE ASSETS

Particulars	Trade Marks/ Brands	Technical Knowhow	Software	Others	Total
<b>Cost</b>					
<b>Balance at April 1, 2022</b>	<b>73.25</b>	<b>55.19</b>	<b>30.31</b>	<b>19.39</b>	<b>178.14</b>
Additions / adjustments	-	-	5.31	-	5.31
Disposals	-	-	-	-	-
<b>Balance at March 31, 2023</b>	<b>73.25</b>	<b>55.19</b>	<b>35.62</b>	<b>19.39</b>	<b>183.45</b>
Additions / adjustments	-	5.38	8.45	-	13.83
Disposals	-	-	(2.37)	-	(2.37)
<b>Balance at March 31, 2024</b>	<b>73.25</b>	<b>60.57</b>	<b>41.70</b>	<b>19.39</b>	<b>194.91</b>
<b>Accumulated amortisation</b>					
<b>Balance at April 1, 2022</b>	<b>17.38</b>	<b>9.35</b>	<b>24.68</b>	<b>18.60</b>	<b>70.01</b>
Amortisation expenses	2.45	1.70	3.16	0.05	7.36
Disposals	-	-	-	-	-
<b>Balance at March 31, 2023</b>	<b>19.83</b>	<b>11.05</b>	<b>27.84</b>	<b>18.65</b>	<b>77.37</b>
Amortisation expenses	2.45	1.76	3.89	0.05	8.15
Disposals	-	-	(2.37)	-	(2.37)
<b>Balance at March 31, 2024</b>	<b>22.28</b>	<b>12.81</b>	<b>29.36</b>	<b>18.70</b>	<b>83.15</b>
<b>Net Block</b>					
Balance at March 31, 2023	53.42	44.14	7.78	0.74	106.08
<b>Balance at March 31, 2024</b>	<b>50.97</b>	<b>47.76</b>	<b>12.34</b>	<b>0.69</b>	<b>111.76</b>

### 5 INVESTMENTS

	As at March 31, 2024	As at March 31, 2023
<b>Non-current</b>		
Investment in subsidiary companies (at cost)	508.66	88.66
Investment designated at fair value through other comprehensive income		
(i) Investment in equity instruments	0.05	4.16
Investments at amortised cost		
(i) Investment in equity instruments	2.50	-
(ii) Investment in optionally convertible debentures	2.56	-
(iii) Investment in bonds	50.11	-
Investment mandatory at fair value through profit and loss		
(i) Investment in bonds	65.89	-
	<b>629.77</b>	<b>92.82</b>
Aggregate book value of unquoted investments	513.77	92.82
Aggregate amount of impairment in value of investments	4.34	4.34
Aggregate book value of quoted investments	116.00	-
Aggregate market value of quoted investments	116.18	-

## Notes to the Standalone Financial Statements

for the year ended March 31, 2024

(All amounts in ₹ Crores, unless otherwise stated)

	As at March 31, 2024	As at March 31, 2023
<b>Current</b>		
Investment mandatory at fair value through profit and loss		
(i) Investment in mutual funds	321.14	353.73
(ii) Investment in bonds	84.44	136.32
	<b>405.58</b>	<b>490.05</b>
Aggregate book value and market value of quoted investments	84.44	136.32
Aggregate book value and market value of unquoted investments	321.14	353.73

### A Non-current investments

#### 5.1 Investment in subsidiaries (at cost)

	As at March 31, 2024		As at March 31, 2023	
	Number	Amount	Number	Amount
<b>Unquoted investments (Non-current)</b>				
Equity shares of ₹ 10 each fully paid up of SRF Holiday Home Limited (A wholly owned subsidiary)	4,000,000	4.00	4,000,000	4.00
Equity shares of Euro 100 each fully paid up of SRF Global BV (A wholly owned subsidiary)	128,920	79.60	128,920	79.60
Equity shares of ₹ 10 each fully paid up of SRF Altech Limited (A wholly owned subsidiary)	425,000,000	425.00	5,000,000	5.00
Contribution in SRF Employees Welfare Trust (Controlled trust)	-	0.06	-	0.06
		<b>508.66</b>		<b>88.66</b>

#### 5.2 Investment designated at fair value through other comprehensive income

##### (i) Investments in equity instruments

	As at March 31, 2024		As at March 31, 2023	
	Number	Amount	Number	Amount
<b>Unquoted investments</b>				
Equity shares of ₹ 10 each fully paid up of Malanpur Captive Power Limited	4,221,535	4.22	4,221,535	4.22
Less: impairment in value of investments		(4.22)		(4.22)
Equity shares of ₹ 10 each fully paid of Vaayu Renewable Energy (Tapti) Private Limited	50,000	0.05	50,000	0.05
Equity shares of ₹ 10 each fully paid of Suryadev Alloys & Power Private Limited	-	-	1,354,000	4.11
Equity shares of ₹ 10 each fully paid up of Sanghi Spinners India Limited	670,000	0.12	670,000	0.12
Less: impairment in value of investment	-	(0.12)	-	(0.12)
		<b>0.05</b>		<b>4.16</b>

## Notes to the Standalone Financial Statements

for the year ended March 31, 2024

(All amounts in ₹ Crores, unless otherwise stated)

### 5.3 Investments at amortised cost

#### (i) Investment in equity instruments\*

	As at March 31, 2024		As at March 31, 2023	
	Number	Amount	Number	Amount
<b>Unquoted investments</b>				
Equity shares of ₹ 10 each fully paid up of Watsun Infrabuild Private Limited #	600,000	0.16	-	-
Equity shares of ₹ 10 each fully paid up of Dalavaipuram Renewables Private Limited #	5,515,661	1.44	-	-
Equity shares of ₹ 10 each fully paid up of Continuum MP Windfarm Development Private Limited #	3,437,917	0.90	-	-
		<b>2.50</b>		<b>-</b>

\* Based on terms of the arrangement investments in these parties have been classified as debt instruments and measured at amortised cost

# Measured at fair value on initial transaction date

#### (ii) Investment in optionally convertible debentures

	As at March 31, 2024		As at March 31, 2023	
	Number	Amount	Number	Amount
<b>Unquoted investments</b>				
0% Optionally Convertible Debentures of ₹ 10 each fully paid up of Continuum MP Windfarm Development Private Limited #	9,780,283	2.56	-	-
		<b>2.56</b>		<b>-</b>

# Measured at fair value on initial transaction date

#### (iii) Investment in bonds

	As at March 31, 2024		As at March 31, 2023	
	Number	Amount	Number	Amount
<b>Quoted investments</b>				
8.40% HDB Financial Services Limited 2033 of ₹ 100,000 each	3,500	35.07	-	-
8.60% Cholamandalam Investment and Finance Company Limited 2029 of ₹ 1,000 each	150,000	15.04	-	-
		<b>50.11</b>		<b>-</b>

## Notes to the Standalone Financial Statements

for the year ended March 31, 2024

(All amounts in ₹ Crores, unless otherwise stated)

### 5.4 Investment mandatory at fair value through profit and loss

#### (i) Investment in bonds

	As at March 31, 2024		As at March 31, 2023	
	Number	Amount	Number	Amount
<b>Quoted investments</b>				
8.34% State Bank of India Perpetual Bonds of ₹ 10,000,000 each	46	46.83	-	-
8.55% Punjab National Bank Perpetual Bonds of ₹ 10,000,000 each	19	19.06	-	-
		<b>65.89</b>		-

#### B Current investments

### 5.5 Investment mandatory at fair value through profit and loss

#### (i) Investment in mutual funds

	As at March 31, 2024		As at March 31, 2023	
	Number	Amount	Number	Amount
<b>Unquoted investments</b>				
ICICI Prudential P1543 Floating Interest Fund-Growth Plan	3,612,365	138.95	3,612,365	128.63
Axis Liquid Fund- Regular Growth Plan	457,111	121.79	302,077	75.04
Aditya Birla Sun Life liquid Fund - Regular Growth Plan	-	-	2,085,916	75.05
Kotak Overnight Fund - Regular Growth Plan	-	-	629,688	75.01
UTI Liquid Fund - Regular Growth Plan	25,664	10.08	-	-
HDFC Liquid Fund - Regular Growth Plan	107,121	50.32	-	-
		<b>321.14</b>		<b>353.73</b>

#### (ii) Investment in bonds

	As at March 31, 2024		As at March 31, 2023	
	Number	Amount	Number	Amount
<b>Quoted investments</b>				
9.56% State Bank of India Perpetual Bonds 2023 of ₹ 10,00,000 each	-	-	500	50.36
8.99% Bank of Baroda Perpetual Bonds 2024 of ₹ 10,00,000 each	550	54.82	550	55.60
8.50% State Bank of India Perpetual Bonds 2024 of ₹ 10,00,000 each	248	24.65	248	25.27
8.50% State Bank of India Perpetual Bonds 2025 of ₹ 10,00,000 each	50	4.97	50	5.09
		<b>84.44</b>		<b>136.32</b>

## Notes to the Standalone Financial Statements

for the year ended March 31, 2024

(All amounts in ₹ Crores, unless otherwise stated)

### 6 LOANS

(unsecured and considered good, unless otherwise stated)

	As at	As at
	March 31, 2024	March 31, 2023
<b>Non- current</b>		
Loans to subsidiaries (Refer note 40(d)(iii))	-	246.63
Loans to officers *	29.61	28.54
Loans to employees	20.43	16.18
	<b>50.04</b>	<b>291.35</b>
<b>Current</b>		
Loans to subsidiaries (Refer note 40(d)(iii))	310.15	233.73
Loans to officers *	1.08	1.02
Loans to employees	10.82	8.60
Others (other than related parties)		
Credit impaired	2.74	2.74
Less : Provision for credit impaired loans	(2.74)	(2.74)
	<b>322.05</b>	<b>243.35</b>

\* Officers as defined under sec 2 (59) of the Companies Act 2013

### 7 OTHER FINANCIAL ASSETS

(unsecured and considered good, unless otherwise stated)

	As at	As at
	March 31, 2024	March 31, 2023
<b>Non-Current</b>		
Derivatives carried at fair value through other comprehensive income		
- Forward exchange contracts used for hedging	27.74	-
Other financial assets carried at amortised cost		
- Government grants recoverable *	110.01	15.86
- Deposit accounts with maturity beyond twelve months	0.20	-
- Security deposits		
Related parties (Refer note 32)	4.48	3.52
Other than related parties	48.05	45.95
	<b>190.48</b>	<b>65.33</b>



## Notes to the Standalone Financial Statements

for the year ended March 31, 2024

(All amounts in ₹ Crores, unless otherwise stated)

	As at March 31, 2024	As at March 31, 2023
<b>Current</b>		
Derivatives carried at fair value through profit and loss		
- Forward exchange contracts used for hedging	0.25	-
Derivatives carried at fair value through other comprehensive income		
- Forward exchange contracts used for hedging	20.29	-
- Interest rate swaps used for hedging	-	0.89
Other financial assets carried at amortised cost		
- Government grants and duty rebate recoverable *	104.09	208.18
- Claims recoverable		
Insurance claim recoverable	27.66	3.60
Others	9.42	12.56
- Deposit with Non Banking Financial Company (NBFC)	25.00	-
- Security deposits		
Other than related parties	1.08	1.24
- Interest receivable from related parties	5.69	7.66
- Others	8.00	6.51
	<b>201.48</b>	<b>240.64</b>

\* Also refer footnotes to note 21

### 8 OTHER ASSETS

(unsecured and considered good, unless otherwise stated)

	As at March 31, 2024	As at March 31, 2023
<b>Non-Current</b>		
Capital advances	58.32	183.02
Prepaid expenses	17.09	0.59
Goods and services tax and other taxes/duties paid under protest	38.50	25.79
Others	0.32	0.32
	<b>114.23</b>	<b>209.72</b>
<b>Current</b>		
Prepaid expenses	26.39	22.02
Goods and services tax recoverable	94.95	53.33
Export incentives recoverable	19.56	8.71
Deposits with customs and excise authorities	19.01	17.12
Advance to suppliers	75.50	105.66
Others	16.42	1.81
	<b>251.83</b>	<b>208.65</b>

## Notes to the Standalone Financial Statements

for the year ended March 31, 2024

(All amounts in ₹ Crores, unless otherwise stated)

### 9 INVENTORIES

(Valued at lower of cost and net realisable value)

	As at March 31, 2024	As at March 31, 2023
Raw material (including packing material)	841.22	893.08
Stock in progress	233.47	198.74
Finished goods	456.53	391.52
Stores and spares (including fuel)	362.44	349.58
Traded goods	7.35	15.75
	<b>1,901.01</b>	<b>1,848.67</b>
<b>Goods-in-transit included above :</b>		
Raw material (including packing material)	256.40	204.43
Finished goods	52.72	52.53
Stores and spares (including fuel)	2.02	2.66
Traded goods	3.74	2.46
	<b>314.88</b>	<b>262.08</b>

#### Notes

- The cost of inventories recognised as an expense includes ₹ 19.46 crores (Previous year: ₹ 5.46 crores) in respect of write-downs of inventory to net realisable value. The write downs is included in "Changes in inventories of finished goods, work-in-progress and stock-in-trade".
- Refer Note 15.1 for information on inventories pledged as security by the Company.
- The method of valuation of inventories has been stated in note 1.B.11
- Inventories amounting to ₹ 37.50 crores have been charged to the standalone statement of profit and loss on account of damage due to cyclone / flood in the state of Tamil Nadu (Refer to note 40(g)).

### 10 TRADE RECEIVABLES

	As at March 31, 2024	As at March 31, 2023
Unsecured, considered good	1,538.00	1,436.38
Unsecured, credit impaired	1.79	2.64
Less: Loss allowance	(1.79)	(2.64)
	<b>1,538.00</b>	<b>1,436.38</b>

#### Notes

- The credit period generally allowed on sales varies, on a case to case basis, and from business to business and is based on market conditions. Generally credit period allowed is upto 120 days.

## Notes to the Standalone Financial Statements

for the year ended March 31, 2024

(All amounts in ₹ Crores, unless otherwise stated)

(ii) Ageing of receivables :

Outstanding for following periods from due date of payment	As at March 31, 2024						Total
	Undisputed trade receivables - considered good	Undisputed trade receivables - credit impaired	Undisputed trade receivables - which have significant increase in credit risk	Disputed trade receivables - considered good	Disputed trade receivables - credit impaired	Disputed trade receivables - which have significant increase in credit risk	
Not due	1,384.42	-	-	-	-	-	1,384.42
Less than 6 months	153.58	-	-	-	-	-	153.58
6 months - 1 year	-	0.03	-	-	-	-	0.03
1 - 2 years	-	0.18	-	-	-	-	0.18
2 - 3 years	-	0.06	-	-	-	-	0.06
More than 3 years	-	1.52	-	-	-	-	1.52
	<b>1,538.00</b>	<b>1.79</b>	-	-	-	-	<b>1,539.79</b>

Outstanding for following periods from due date of payment	As at March 31, 2023						Total
	Undisputed trade receivables - considered good	Undisputed trade receivables - credit impaired	Undisputed trade receivables - which have significant increase in credit risk	Disputed trade receivables - considered good	Disputed trade receivables - credit impaired	Disputed trade receivables - which have significant increase in credit risk	
Not due	1,259.15	-	-	-	-	-	1,259.15
Less than 6 months	177.23	-	-	-	-	-	177.23
6 months - 1 year	-	0.58	-	-	-	-	0.58
1 - 2 years	-	0.46	-	-	-	-	0.46
2 - 3 years	-	0.02	-	-	-	-	0.02
More than 3 years	-	1.58	-	-	-	-	1.58
	<b>1,436.38</b>	<b>2.64</b>	-	-	-	-	<b>1,439.02</b>

(iii) The Company has entered into receivables purchase agreements with banks to unconditionally and irrevocably sell, transfer, assign and convey all the rights, titles and interest of the Company in the receivables as identified. Receivables sold as on March 31, 2024 are of ₹ 790.27 crores (Previous year: ₹ 1,020.76 crores). The Company has derecognized these receivables as it has transferred its contractual rights to the banks with substantially all the risks and rewards of ownership and retains no control over these receivables as the banks have the right to further sell and transfer these receivables with notice to the Company.

(iv) At March 31, 2024, the carrying amount of the receivable from the Company's most significant customer was ₹ 124.92 crores (Previous year: ₹ 118.98 crores)

(v) Refer Note 15.1 for information on trade receivables pledged as security by the Company.

## Notes to the Standalone Financial Statements

for the year ended March 31, 2024

(All amounts in ₹ Crores, unless otherwise stated)

### 11 CASH AND CASH EQUIVALENTS

	As at March 31, 2024	As at March 31, 2023
Balances with banks		
Current accounts	163.89	122.35
Exchange earners foreign currency (EEFC) accounts	34.11	34.19
Deposit accounts with original maturity of three months or less*	163.14	370.00
Cash on hand	0.63	0.71
	<b>361.77</b>	<b>527.25</b>

\* Refer note 15

### 12 BANK BALANCES OTHER THAN ABOVE

	As at March 31, 2024	As at March 31, 2023
Earmarked balances		
- Margin money	1.44	1.44
- Unclaimed dividend accounts	6.55	6.83
Other deposit accounts		
- Deposit accounts with original maturity beyond three months upto twelve months	0.22	0.21
	<b>8.21</b>	<b>8.48</b>

### 13 SHARE CAPITAL

	As at March 31, 2024	As at March 31, 2023
<b>Authorised share capital:</b>		
320,000,000 (Previous Year - 320,000,000) Equity shares of ₹ 10 each	320.00	320.00
1,000,000 (Previous Year - 1,000,000) Preference shares of ₹ 100 each	10.00	10.00
1,200,000 (Previous Year - 1,200,000) Cumulative Preference shares of ₹ 50 each	6.00	6.00
	<b>336.00</b>	<b>336.00</b>
<b>Issued share capital:</b>		
300,481,580 (Previous Year - 300,481,580 ) Equity Shares of ₹10 each	<b>300.48</b>	<b>300.48</b>
<b>Subscribed capital:</b>		
296,424,825 (Previous Year - 296,424,825) Equity Shares of ₹ 10 each fully paid up	296.42	296.42
Add: Forfeited shares - Amount originally paid up	1.02	1.02
	<b>297.44</b>	<b>297.44</b>

## Notes to the Standalone Financial Statements

for the year ended March 31, 2024

(All amounts in ₹ Crores, unless otherwise stated)

### 13.1 Fully paid equity shares

	Number of shares	Amount
<b>Balance at April 1, 2022</b>	296,421,025	296.42
Add : Movement during the year (also refer note 34 on "Employee Share Based Payments")	3,800	^
<b>Balance at March 31, 2023</b>	296,424,825	296.42
Add : Movement during the year	-	-
<b>Balance at March 31, 2024</b>	<b>296,424,825</b>	<b>296.42</b>

^ Amount in absolute: ₹ 38,000

There are no buy back of equity shares during the period of five years immediately preceding the reporting date.

#### Bonus shares issued during the five years preceding the reporting date

During the year ended March 31, 2022 the Company had issued and allotted 236,980,820 fully paid up Bonus Equity shares of ₹ 10 each in the ratio of 4:1 (i.e. 4 Bonus Equity shares for every 1 existing equity share of the Company).

#### Terms/ rights attached to equity shares :

The Company has only one class of equity shares having a par value of ₹ 10 per share. Each holder of equity shares is entitled to one vote per share. The Company declares and pays dividends in Indian rupees. The final dividend proposed by the Board of Directors is subject to the approval of the shareholders in the ensuing Annual General Meeting. The Board may from time to time pay to the members such interim dividends as appear to it to be justified by the profits of the Company.

During the year ended March 31, 2024, first interim dividend of ₹ 3.60 per share and second interim dividend of ₹ 3.60 per share were recognised as distributions to equity shareholders, aggregating ₹ 213.43 crores (Previous year: first interim dividend of ₹ 3.60 per share and second interim dividend of ₹ 3.60 per share aggregating ₹ 213.43 crores).

In the event of liquidation of the Company, the holders of equity shares will be entitled to receive remaining assets of the Company, after distribution of all preferential amounts. The distribution will be in proportion to the number of equity shares held by the shareholders.

### 13.2 Details of equity shares held by the holding company

	Number of fully paid ordinary shares
<b>As at March 31, 2024</b>	
KAMA Holdings Limited, the Holding Company	148,845,000
<b>As at March 31, 2023</b>	
KAMA Holdings Limited, the Holding Company	149,645,000

## Notes to the Standalone Financial Statements

for the year ended March 31, 2024

(All amounts in ₹ Crores, unless otherwise stated)

### 13.3 Details of equity shares held by promoters:

Promoter name	Number of fully paid equity shares	% holding in that class of shares	% change during the year
<b>As at March 31, 2024</b>			
1. Arun Bharat Ram	87,500	0.03%	(36.36)%
2. Ashish Bharat Ram	25,000	0.01%	100.00%
3. Kartik Bharat Ram	25,000	0.01%	100.00%
4. KAMA Holdings Limited	148,845,000	50.21%	(0.53)%
<b>As at March 31, 2023</b>			
1. Arun Bharat Ram	137,500	0.05%	-
2. KAMA Holdings Limited	149,645,000	50.48%	(0.40)%

### 13.4 Details of equity shares held by each shareholder holding more than 5% shares:

Class of shares / Name of shareholder	As at March 31, 2024		As at March 31, 2023	
	Number of shares held	% holding in that class of shares	Number of shares held	% holding in that class of shares
<b>Fully paid equity shares</b>				
KAMA Holdings Limited	148,845,000	50.21%	149,645,000	50.48%

### 14 OTHER EQUITY

	As at March 31, 2024	As at March 31, 2023
General reserve	711.04	711.04
Retained earnings	8,801.15	7,643.98
Cash flow hedging reserve	(54.51)	(150.22)
Capital redemption reserve	10.48	10.48
Capital reserve	219.19	219.19
Debenture redemption reserve	-	-
Employee share based payment reserve	20.18	11.63
Reserve for equity instruments through other comprehensive income	(4.22)	(4.22)
Securities premium	509.56	509.56
Cost of hedging reserve	3.40	4.67
	<b>10,216.27</b>	<b>8,956.11</b>

## Notes to the Standalone Financial Statements

for the year ended March 31, 2024

(All amounts in ₹ Crores, unless otherwise stated)

### 14.1 General reserve

	As at March 31, 2024	As at March 31, 2023
Balance at beginning of year	711.04	648.54
Increase / (decrease) during the year	-	62.50
Balance at end of year	<b>711.04</b>	<b>711.04</b>

The general reserve is created from time to time on transfer of profits from retained earnings. General reserve is created by transfer from one component of equity to another and is not an item of other comprehensive income. Items included in general reserve will not be reclassified subsequently to profit and loss.

### 14.2 Retained earnings

	As at March 31, 2024	As at March 31, 2023
Balance at beginning of year	7,643.98	5,841.95
Profit for the year	1,374.03	2,023.36
Other comprehensive income arising from remeasurement of defined benefit obligation * (Refer note 33.2 (iv))	(3.43)	(7.90)
Payment of dividend on equity shares	(213.43)	(213.43)
Balance at end of year	<b>8,801.15</b>	<b>7,643.98</b>

The amount that can be distributed as dividend by the Company to its equity shareholders is determined based on the financial position of the Company and also considering the requirements of the Companies Act, 2013.

\* net of income tax of ₹ 1.16 crores (Previous year: ₹ 4.24 crore)

### 14.3 Cash flow hedging reserve

(Refer note 38.3.1 (C))

	As at March 31, 2024	As at March 31, 2023
Balance at beginning of year	(150.22)	34.49
Recognised / (released) during the year	127.90	(252.29)
Income tax related to above	(32.19)	67.58
Net balance at end of year	<b>(54.51)</b>	<b>(150.22)</b>

The Cash flow hedge reserve represents the cumulative effective portion of gains or losses arising on changes in fair value of designated portion of hedging instruments entered into for cash flow hedges. The cumulative gain or loss arising on changes in the fair value of the designated portion of the hedging instruments that are recognised and accumulated under the heading of cash flow hedging reserve will be reclassified to profit or loss only when the hedged transaction affects the profit or loss, or included as a basis adjustment to the non-financial hedged item.

## Notes to the Standalone Financial Statements

for the year ended March 31, 2024

(All amounts in ₹ Crores, unless otherwise stated)

### 14.4 Capital redemption reserve

	As at March 31, 2024	As at March 31, 2023
Balance at beginning of year	10.48	10.48
Increase / (decrease) during the year	-	-
Balance at end of year	<b>10.48</b>	<b>10.48</b>

Capital Redemption Reserve is a statutory, non-distributable reserve into which amounts are transferred following the redemption or purchase of a company's own shares. The reserve is utilised in accordance with the provisions of the Act.

### 14.5 Capital reserve

	As at March 31, 2024	As at March 31, 2023
Balance at beginning of year	219.19	219.19
Increase / (decrease) during the year	-	-
Balance at end of year	<b>219.19</b>	<b>219.19</b>

Capital reserve represents amounts received pursuant to Montreal Protocol Phaseout Programme of refrigerant gases.

### 14.6 Debenture redemption reserve

	As at March 31, 2024	As at March 31, 2023
Balance at beginning of year	-	62.50
Transfer from retained earnings	-	-
Transfer to general reserve	-	(62.50)
Balance at end of year	-	-

The Company had issued non-convertible debentures which had been repaid during the previous year. The Company had created debenture redemption reserve out of the profits of the Company available for payment of dividend and the same had been transferred to General Reserve during the previous year.

### 14.7 Employee share based payment reserve

	As at March 31, 2024	As at March 31, 2023
Balance at beginning of year	11.63	3.22
Increase / (decrease) during the year	8.55	8.41
Released on vesting of shares issued under employee share purchase scheme	-	-
Balance at end of year	<b>20.18</b>	<b>11.63</b>

## Notes to the Standalone Financial Statements

for the year ended March 31, 2024

(All amounts in ₹ Crores, unless otherwise stated)

The Company has allotted equity shares to certain employees and officers under an employee share purchase scheme. The employee share based payment reserve is used to recognise the value of equity settled share based payments provided to such employees and officers as part of their remuneration. Refer note 34 for further details of the scheme.

### 14.8 Reserve for equity instruments through other comprehensive income

	As at March 31, 2024	As at March 31, 2023
Balance at beginning of year	(4.22)	(4.22)
Net fair value gain on investment in equity instruments at FVTOCI	-	-
<b>Balance at end of year</b>	<b>(4.22)</b>	<b>(4.22)</b>

This reserves represents the cumulative gains and losses arising on the revaluation of equity instruments measured at fair value through other comprehensive income, net of amount reclassified to retained earnings when those assets have been disposed of.

### 14.9 Securities premium

	As at March 31, 2024	As at March 31, 2023
Balance at beginning of year	509.56	509.56
Recognised on issue of equity shares	-	-
Recognised on vesting of shares issued under employee share purchase scheme	-	-
<b>Balance at end of year</b>	<b>509.56</b>	<b>509.56</b>

Securities premium represents the amount received in excess of the face value upon issue of equity shares. The same may be, inter-alia, utilised for issue of fully paid bonus shares or for buy-back of equity shares by the Company, in accordance with the provisions of the Act.

### 14.10 Cost of hedging reserve

(Refer note 38.3.1 (C))

	As at March 31, 2024	As at March 31, 2023
Balance at beginning of year	4.67	1.65
Recognised / (released) during the year	(1.70)	3.81
Income tax related to above	0.43	(0.79)
<b>Balance at end of year</b>	<b>3.40</b>	<b>4.67</b>

The cost of hedging reserve reflects gain or loss on the portion excluded from the designated hedging instrument that relates to the forward element of forward contracts. It is initially recognised in other comprehensive income and accounted for similarly to gains or losses in the cash flow hedging reserve.

## Notes to the Standalone Financial Statements

for the year ended March 31, 2024

(All amounts in ₹ Crores, unless otherwise stated)

### 15 BORROWINGS

	As at March 31, 2024	As at March 31, 2023
Non-current		
Secured		
Term Loans from banks* ^ (Refer note 15.1.1)	1,882.68	1,982.57
Term Loans from others* (Refer note 15.1.2)	686.32	109.51
Less: Current maturities of long-term borrowings*		
Term loan from banks	(863.88)	(321.83)
Term loan from others	(43.06)	(43.72)
	<b>1,662.06</b>	<b>1,726.53</b>

\* Above amount of borrowings are net of upfront fees paid ₹ 9.56 crores (Previous year: ₹ 6.29 crores).

^ Out of a term loan of ₹ 625.37 crores obtained during the current year, unutilised balance of ₹ 50.00 crores as on March 31, 2024 has been temporarily invested in fixed deposit with a bank. (Previous Year: Out of a term loan of ₹ 616.57 crores obtained towards the end of the year, unutilised balance of ₹ 370.00 crores as on March 31, 2023 was temporarily invested in fixed deposit with a bank).

#### Current

##### Secured

Loans repayable on demand from banks (Refer note 15.1.3)	588.18	381.97
Current maturities of long-term borrowings	906.94	365.55
	<b>1,495.12</b>	<b>747.52</b>

##### Unsecured

Loans repayable on demand from banks	254.33	565.21
Commercial papers from banks and others #	200.00	-
	<b>454.33</b>	<b>565.21</b>
	<b>1,949.45</b>	<b>1,312.73</b>

# The maximum amount due during the year is ₹ 200.00 Crores (Previous year : ₹ 500.00 Crores)

The quarterly returns or statements of current assets filed by the Company with the banks are in agreement with the books of account of the Company.

There have been no defaults in repayment of principal and interest on borrowings during the reporting periods.

## Notes to the Standalone Financial Statements

for the year ended March 31, 2024

(All amounts in ₹ Crores, unless otherwise stated)

### 15.1 Details of security of the secured loans:

Details of Loan	As at March 31, 2024 <sup>#</sup>	As at March 31, 2023 <sup>#</sup>	Security
1 Term loan from Banks *	1,886.41	1,988.70	<p><b>Moveable property</b></p> <p>(a)(i) Out of the loans in 1, loans aggregating to ₹ 1,686.41 crores (Previous Year – ₹ 1,988.70 crores) are secured by hypothecation of Company's moveable properties, both present and future, situated at Manali, Viralimalai (other than moveable assets of Coated Fabrics Business) and Gummidipoondi in the State of Tamil Nadu, Jhiwana in the State of Rajasthan, Malanpur and Special Economic Zone - Indore in the State of Madhya Pradesh and Kashipur (other than moveable assets of Laminated Fabrics Business) in the State of Uttarakhand and Dahej in the State of Gujarat (save and except certain assets).</p> <p>(a) (ii) Out of the loans in 1, loans aggregating to ₹ 200.00 crores (Previous year - Nil) are secured by hypothecation of Company's all plant and machinery which consists of movable properties, both present and future, situated at Manali, Viralimalai and Gummidipoondi in the State of Tamil Nadu, Jhiwana in the State of Rajasthan, Malanpur, Special Economic Zone - Indore and Pithampur in the State of Madhya Pradesh, Kashipur in the State of Uttarakhand and Dahej in the State of Gujarat.</p> <p><b>Immoveable property</b></p> <p>(b)(i) Out of the loans in 1(a)(i), loans aggregating to ₹ 95.60 Crores (Previous Year – ₹ 188.83 Crores) are secured by equitable Mortgage of Company's immoveable properties, both present and future, situated at Viralimalai, Gummidipoondi (freehold land) in the State of Tamil Nadu, Kashipur in the State of Uttarakhand and Jhiwana in the State of Rajasthan.</p> <p>(b)(ii) Out of the loans in 1(a)(i), loans aggregating to Nil (Previous Year – ₹ 70.86 Crores) are secured by equitable Mortgage of Company's immoveable properties, both present and future, situated at Viralimalai, Gummidipoondi (freehold land) in the State of Tamil Nadu and Kashipur in the State of Uttarakhand.</p>
2 Term loans from others*	692.15	109.67	<p>(a)(i) Out of the loans in 2, loans aggregating to ₹ 625.38 crores (Previous Year – Nil) are secured by hypothecation of Company's moveable properties, both present and future, situated at Manali, Viralimalai (other than moveable assets of Coated Fabrics Business) and Gummidipoondi in the State of Tamil Nadu, Jhiwana in the State of Rajasthan, Malanpur, Special Economic Zone - Indore and at Plot no. 675 at Industrial Area Pithampur in the State of Madhya Pradesh, Kashipur (other than moveable assets of Laminated Fabrics Business) in the State of Uttarakhand and Dahej in the State of Gujarat (save and except certain assets).</p> <p>(a)(ii) Out of loans in 2, loan of ₹ 66.77 crores (Previous Year – ₹ 109.67 crores) is secured by hypothecation and mortgage of Company's moveable and immovable properties, both present and future, situated at Plot no. 675 at Industrial Area Pithampur in the State of Madhya Pradesh.</p>

## Notes to the Standalone Financial Statements

for the year ended March 31, 2024

(All amounts in ₹ Crores, unless otherwise stated)

Details of Loan	As at March 31, 2024 <sup>#</sup>	As at March 31, 2023 <sup>#</sup>	Security
			<p><b>Immoveable Properties</b></p> <p>(b) Loans in 2(a)(i), is to be further secured by the mortgage on the Company's all immoveable properties, both present and future, situated at Dahej in the State of Gujarat.</p>
3 (i) Loans repayable on demand from banks	588.18	381.97	Secured by hypothecation of stocks, semi finished goods and finished goods, stores and spares not relating to plant and machinery, bill receivables, book debts and other Company's moveable assets, both present and future, situated at Manali, Viralimalai and Gummidipoondi in the State of Tamil Nadu, Jhiwana in the State of Rajasthan, Malanpur, Special Economic Zone - Indore and Pithampur in the State of Madhya Pradesh, Kashipur in the State of Uttarakhand and Dahej in the State of Gujarat.

\* Such hypothecation and mortgage mentioned in point 1, 2(a)(i) and 2(b)(i) above, rank pari-passu between term loans from banks and others.

# Gross of upfront fees paid ₹ 9.56 crores (Previous year - ₹ 6.29 crores).

### 15.2 Terms of loans

As at March 31, 2024

#### NON CURRENT BORROWINGS

Loan Category	Frequency of principal repayments	Interest rate	Up to March 31, 2025	For 2025-26	For 2026-27	From 2027-28 to 2029-30
Term loan from banks	Quarterly payments	Ranging from 0.94% to 6.32%	338.56	404.54	388.92	39.09
	Half yearly payments	Floating rate; 8.10% as at March 31, 2024	12.00	12.00	12.00	164.00
	Monthly	At 1.12%	265.16	-	-	-
	Bullet	Floating rate; 6.22% as at March 31, 2024	250.15	-	-	-
Term loan from others	Half yearly payments	Floating rate; 6.62% as at March 31, 2024	44.46	22.31	-	-
	Quarterly payments	Floating rate; 6.22% as at March 31, 2024	-	50.03	100.06	475.28
			<b>910.33</b>	<b>488.88</b>	<b>500.98</b>	<b>678.37</b>

Amounts mentioned above are gross of upfront fees paid of ₹ 9.56 crores.

#### CURRENT BORROWINGS

Short term borrowings are either payable in installments within one year or repayable on demand. For short term borrowings, interest rate ranges from 5.45% to 9.50%.

## Notes to the Standalone Financial Statements

for the year ended March 31, 2024

(All amounts in ₹ Crores, unless otherwise stated)

As at March 31, 2023

### NON CURRENT BORROWINGS

Loan Category	Frequency of principal repayments	Interest rate	Up to March 31, 2024	For 2024-25	For 2025-26	From 2026-27 to 2027-28
Term loan from banks	Quarterly payments	Ranging from 0.94% to 5.75%	298.09	335.38	399.06	421.98
	Half yearly payments	At 1.23%	26.14	261.42	-	-
	Bullet	Floating rate; 5.45% as at March 31, 2023	-	246.63	-	-
Term loan from others	Half yearly payments	Floating rate; 5.84% as at March 31, 2023	43.83	43.83	22.01	-
			<b>368.06</b>	<b>887.26</b>	<b>421.07</b>	<b>421.98</b>

Amounts mentioned above are gross of upfront fees paid of ₹ 6.29 crores.

### CURRENT BORROWINGS

Short term borrowings are either payable in installments within one year or repayable on demand. For short term borrowings, interest rate ranges from 0.26% to 10.78%.

#### Terms of repayment

- Rupee term loans of ₹ 78.13 crores are repayable in 5 quarterly instalments from April 2024 (Previous year: ₹ 140.63 crores repayable in 9 quarterly instalments from April 2023).
- Rupee term loans of ₹ 90.00 crores are repayable in 12 half-yearly instalments from September 2024 (Previous year: NIL).
- Rupee term loans of ₹ 110.00 crores are repayable in 12 half-yearly instalments from September 2024 (Previous year: NIL).
- Foreign currency term loan of ₹ 66.77 crores are repayable in 3 half-yearly instalments from April 2024 (Previous year: ₹ 109.67 crores are repayable in 5 half-yearly instalments from April 2023).
- Foreign currency term loan of ₹ 95.60 crores are repayable in 4 quarterly instalments from May 2024 (Previous year: ₹ 188.83 crores are repayable in 8 quarterly instalments from May 2023).
- Foreign currency term loan of ₹ 265.16 crores are repayable in 12 monthly instalments from April 2024 (Previous year: ₹ 287.57 crores are repayable in 2 half yearly instalments from September 2023 and then 12 monthly instalments from April 2024).
- Foreign currency term loan of ₹ 250.15 crores is repayable in one bullet instalment in March 2025 (Previous year: ₹ 246.63 crores is repayable in one bullet instalment in March 2025).

## Notes to the Standalone Financial Statements

for the year ended March 31, 2024

(All amounts in ₹ Crores, unless otherwise stated)

- Foreign currency term loan of ₹ 176.58 crores are repayable in 12 quarterly instalments from June 2024 (Previous year: ₹ 232.12 crores are repayable in 16 quarterly instalments from June 2023).
- Foreign currency term loan of ₹ 195.43 crores are repayable in 15 quarterly instalments from May 2024 (Previous year: ₹ 205.52 crores are repayable in 16 quarterly instalments from February 2024).
- Foreign currency term loan of ₹ 625.37 crores are repayable in 9 quarterly instalments from February 2025 (Previous year: ₹ 616.54 crores are repayable in 9 quarterly instalments from February 2025).
- Foreign currency term loan of ₹ 625.37 crores are repayable in 21 quarterly instalments from July 2025 (Previous year: NIL).
- Foreign currency term loan from Bank of ₹ 26.82 crores was repaid in the current year (Previous year: ₹ 26.82 crores is repayable in 1 quarterly instalment in April 2023).
- Foreign currency term loan from Bank of ₹ 44.04 crores was repaid in the current year (Previous year: ₹ 44.04 crores are repayable in 3 quarterly instalments from April 2023).

### 16 PROVISIONS

	As at March 31, 2024	As at March 31, 2023
<b>Non-Current</b>		
Provision for employee benefits		
Provision for compensated absences (Refer note 33.3)	60.79	51.67
Provision for retention pay	0.17	0.17
	<b>60.96</b>	<b>51.84</b>
<b>Current</b>		
Provision for employee benefits		
Provision for compensated absences (Refer note 33.3)	7.27	6.28
	<b>7.27</b>	<b>6.28</b>

### 17 DEFERRED TAX (NET)

The following is the analysis of deferred tax assets / (liabilities) presented in balance sheet

	As at March 31, 2024	As at March 31, 2023
Deferred tax assets	43.84	70.13
Deferred tax liabilities	(924.12)	(819.47)
<b>Deferred tax liabilities, net</b>	<b>(880.28)</b>	<b>(749.34)</b>

## Notes to the Standalone Financial Statements

for the year ended March 31, 2024

(All amounts in ₹ Crores, unless otherwise stated)

The major components of deferred tax assets / (liabilities) arising on account of temporary differences are as follows:

2023-24	Opening balance	Recognised in statement of profit and loss	Recognised in other comprehensive income	MAT Credit Entitlement utilised	Closing balance
<b>Deferred tax assets</b>					
Expenses deductible in future years	14.54	7.29	-	-	21.83
Provision for credit impaired loans / receivables	0.66	(0.20)	-	-	0.46
Cash flow hedges / Cost of hedging reserve	49.04	-	(31.76)	-	17.28
Others	5.89	(1.62)	-	-	4.27
	<b>70.13</b>	<b>5.47</b>	<b>(31.76)</b>	-	<b>43.84</b>
<b>Deferred tax liabilities</b>					
Property, plant and equipment and intangible assets	(797.37)	(105.25)	-	-	(902.62)
Investment in mutual funds	(12.90)	(2.78)	-	-	(15.68)
Others	(9.20)	3.38	-	-	(5.82)
	<b>(819.47)</b>	<b>(104.65)</b>	-	-	<b>(924.12)</b>
<b>Total</b>	<b>(749.34)</b>	<b>(99.18)</b>	<b>(31.76)</b>	-	<b>(880.28)</b>

2022-23	Opening balance	Recognised in statement of profit and loss	Recognised in other comprehensive income	MAT Credit Entitlement utilised	Closing balance
<b>Deferred tax assets</b>					
Expenses deductible in future years	17.16	(2.62)	-	-	14.54
Provision for credit impaired loans / receivables	0.57	0.09	-	-	0.66
MAT Credit Entitlement	58.45	94.13	-	(152.58)	-
Cash flow hedges / Cost of hedging reserve	-	-	49.04	-	49.04
Others	3.36	2.53	-	-	5.89
	<b>79.54</b>	<b>94.13</b>	<b>49.04</b>	<b>(152.58)</b>	<b>70.13</b>
<b>Deferred tax liabilities</b>					
Property, plant and equipment and intangible assets	(661.89)	(135.48)	-	-	(797.37)
Investment in mutual funds	(11.94)	(0.96)	-	-	(12.90)
Cash flow hedges / Cost of hedging reserve	(17.75)	-	17.75	-	-
Others	(1.00)	(8.20)	-	-	(9.20)
	<b>(692.58)</b>	<b>(144.64)</b>	<b>17.75</b>	-	<b>(819.47)</b>
<b>Total</b>	<b>(613.04)</b>	<b>(50.51)</b>	<b>66.79</b>	<b>(152.58)</b>	<b>(749.34)</b>

Note:

During the previous year, basis profitability and reassessment of certain tax positions, the Company had recognized an additional MAT credit of ₹ 94.13 crores pertaining to earlier years (including ₹ 74.02 crores which was previously written off during the year 2020-21), and the same had also been utilised in previous financial year.

## Notes to the Standalone Financial Statements

for the year ended March 31, 2024

(All amounts in ₹ Crores, unless otherwise stated)

### 18 TRADE PAYABLES

	As at March 31, 2024	As at March 31, 2023
Total outstanding dues of micro enterprises and small enterprises#		
- Acceptances*	-	5.33
- Other than acceptances	84.28	62.46
	<b>84.28</b>	<b>67.79</b>
Total outstanding dues of creditors other than micro enterprises and small enterprises		
- Acceptances*	335.82	417.05
- Other than acceptances	1,147.71	1,164.33
	<b>1,483.53</b>	<b>1,581.38</b>
	<b>1,567.81</b>	<b>1,649.17</b>

# Refer to note 18.1

\* The Company participates in a supply chain financing arrangement (SCF) which is disclosed under trade payables / other financial liabilities enabling suppliers to take early payment by selling their receivables from the Company. The Company has not derecognised the original liabilities to which the arrangement applies because neither a legal release was obtained nor the original liability and the payment terms are modified on entering into the arrangement. The Company therefore discloses such amounts within trade payables / other financial liabilities because the nature and function of the financial liability remains same.

#### Ageing of trade payables :

Outstanding for following periods from due date of payment	As at March 31, 2024				Total
	Dues of micro enterprises and small enterprises	Dues of creditors other than micro enterprises and small enterprises	Disputed dues of micro enterprises and small enterprises	Disputed dues of creditors other than micro enterprises and small enterprises	
Unbilled dues	-	367.74	-	-	367.74
Not due	82.88	1,042.91	-	-	1,125.79
Less than 1 year	1.40	72.39	-	-	73.79
1 - 2 years	-	-	-	-	-
2 - 3 years	-	-	-	-	-
More than 3 years	-	0.49	-	-	0.49
	<b>84.28</b>	<b>1,483.53</b>	-	-	<b>1,567.81</b>

Outstanding for following periods from due date of payment	As at March 31, 2023				Total
	Dues of micro enterprises and small enterprises	Dues of creditors other than micro enterprises and small enterprises	Disputed dues of micro enterprises and small enterprises	Disputed dues of creditors other than micro enterprises and small enterprises	
Unbilled dues	-	317.95	-	-	317.95
Not due	67.79	1,203.18	-	-	1,270.97
Less than 1 year	-	58.56	-	-	58.56
1 - 2 years	-	0.19	-	-	0.19
2 - 3 years	-	0.21	-	-	0.21
More than 3 years	-	1.29	-	-	1.29
	<b>67.79</b>	<b>1,581.38</b>	-	-	<b>1,649.17</b>



## Notes to the Standalone Financial Statements

for the year ended March 31, 2024

(All amounts in ₹ Crores, unless otherwise stated)

### 18.1 Total outstanding dues of micro enterprises and small enterprises

Trade payables include the following dues to micro and small enterprises covered under "The Micro, Small and Medium Enterprises Development Act, 2006" (MSMED) to the extent such parties have been identified from the available information.

	As at March 31, 2024	As at March 31, 2023
Amount remaining unpaid to suppliers under MSMED (suppliers) as at the end of year		
- Principal amount**	118.49	127.90
- Interest due thereon	0.04	0.01
Amount of payments made to suppliers beyond the appointed day during the year		
- Principal amount	-	-
- Interest actually paid under section 16 of MSMED/ settled	0.01	-
Amount of interest due and payable for delay in payment (which has been paid but beyond the appointed day during the year) but without adding interest under MSMED	-	-
Interest accrued and remaining unpaid at the end of the year		
- Interest accrued during the year	0.04	0.01
- Interest remaining unpaid as at the end of the year	0.04	0.01
Interest remaining due and payable even in the succeeding years, until such date when the interest dues are actually paid, for the purpose of disallowance of a deductible expenditure	0.04	0.01

\*\* including payable to micro enterprises and small enterprises included in other financial liabilities (refer note 19).

### 19 OTHER FINANCIAL LIABILITIES

	As at March 31, 2024	As at March 31, 2023
<b>Non-Current</b>		
Derivatives carried at fair value through other comprehensive income		
Forward exchange contracts used for hedging	0.80	26.24
Payables to capital creditors		
Total outstanding dues of creditors other than micro enterprises and small enterprises		
- Acceptances*	-	133.23
	<b>0.80</b>	<b>159.47</b>
<b>Current</b>		
Interest accrued but not due on borrowings	19.51	13.25
Unpaid dividends <sup>^</sup>	6.55	6.83
Security deposits received	7.83	7.63
Payables to capital creditors		
Total outstanding dues of micro enterprises and small enterprises#		
- Acceptances*	-	0.67
- Other than acceptances	34.26	59.45
Total outstanding dues of creditors other than micro enterprises and small enterprises		
- Acceptances*	134.11	56.95
- Other than acceptances	56.49	97.04
Derivatives carried at fair value through profit and loss		
Forward exchange contracts used for hedging	0.79	6.98

## Notes to the Standalone Financial Statements

for the year ended March 31, 2024

(All amounts in ₹ Crores, unless otherwise stated)

	As at March 31, 2024	As at March 31, 2023
Derivatives carried at fair value through other comprehensive income		
Forward exchange contracts used for hedging	4.93	34.48
Payable to banks for discounted receivables	129.58	96.30
Liability towards unspent expenditure on corporate social responsibility**	9.51	-
Others	1.00	3.41
	<b>404.56</b>	<b>382.99</b>

\* Refer footnote to note 18

\*\* Refer note 40 (f)

<sup>^</sup> Amount will be credited to investor education and protection fund if not claimed within seven years from the date of declaration of dividend.

# Refer to note 18.1

### 20 TAX ASSETS AND LIABILITIES

	As at March 31, 2024	As at March 31, 2023
<b>Other tax assets</b>		
Advance tax (net of provision for tax)	206.85	85.57
<b>Current tax liabilities</b>		
Provision for tax (net of advance tax)	11.76	11.65

### 21 OTHER LIABILITIES

	As at March 31, 2024	As at March 31, 2023
<b>Non-current</b>		
Deferred government grants*	122.75	29.20
	<b>122.75</b>	<b>29.20</b>
<b>Current</b>		
Contract liability (Refer note 39)	23.21	40.37
Deferred government grants*	3.79	-
Statutory liabilities	24.44	29.13
Payable to gratuity trust (Refer note 33.2)	4.00	8.38
Other payables	18.53	18.35
	<b>73.97</b>	<b>96.23</b>

\* Deferred government grants represent capital grant approved during the current year under the Madhya Pradesh Industrial promotion policy and Investment Promotion Scheme towards setting up of packaging film plant in Indore and promoting investment and job creation which is to be received over a period of 7 years, are being amortised over the useful life of the related property, plant and equipment in proportion to the related depreciation expense recognised.

Deferred government grant also includes grant related to duty saved on import of capital goods under the Exports Promotion Capital Goods (EPCG) scheme of ₹ 30.89 crores (Previous year: ₹ 29.20 crores). This is being amortised in profit and loss as and when the criteria of meeting export obligation as mentioned in EPCG license is fulfilled. Under such scheme, the Company is committed to export prescribed times of the duty saved on import of capital goods over a specified period of time.

Total unamortised grant amount as on March 31, 2024 is ₹ 126.54 crores (Previous year: ₹ 29.20 crores).

## Notes to the Standalone Financial Statements

for the year ended March 31, 2024

(All amounts in ₹ Crores, unless otherwise stated)

### 22 REVENUE FROM OPERATIONS

	Year ended March 31, 2024	Year ended March 31, 2023
<b>Revenue from contracts with customers</b>		
<b>Sale of products</b>		
Manufactured goods	10,469.17	11,681.60
Traded goods	96.75	124.49
	<b>10,565.92</b>	<b>11,806.09</b>
<b>Other operating revenues</b>		
Export and other incentives	83.89	86.14
Scrap sales	37.51	55.63
Provision/ liabilities no longer required written back	12.54	27.44
Material handling income	80.47	97.67
Other operating income	6.34	0.87
	<b>220.75</b>	<b>267.75</b>
	<b>10,786.67</b>	<b>12,073.84</b>

Reconciliation of revenue from sale of products with the contracted price

	Year ended March 31, 2024	Year ended March 31, 2023
Contracted price	10,835.57	11,996.22
Less: Discounts, allowances and claims	(269.65)	(190.13)
<b>Sale of products</b>	<b>10,565.92</b>	<b>11,806.09</b>

### 23 OTHER INCOME

	Year ended March 31, 2024	Year ended March 31, 2023
Interest income		
i. On financial assets carried at amortised cost		
- from customers	0.01	0.04
- from loans, deposits and investments	29.65	25.36
ii. On financial assets carried at fair value through profit and loss		
- from investments	10.85	12.77
iii. On others *	4.45	21.73
Net gain on sale/ discarding of property, plant and equipment	4.77	6.19
Net gain on financial assets measured at fair value through profit and loss	22.87	9.10
Income from business support services	15.10	14.41
Other non-operating income	31.72	16.46
	<b>119.42</b>	<b>106.06</b>

\* Refer note no 29 (iii)

## Notes to the Standalone Financial Statements

for the year ended March 31, 2024

(All amounts in ₹ Crores, unless otherwise stated)

### 24.1 COST OF MATERIALS CONSUMED

	Year ended March 31, 2024	Year ended March 31, 2023
Opening stock of raw materials	893.08	855.01
Add: Purchases of raw materials	5,144.42	5,542.59
Less: Closing stock of raw materials	841.22	893.08
<b>Cost of materials consumed *</b>	<b>5,196.28</b>	<b>5,504.52</b>

\* including packing material

### 24.2 PURCHASES OF STOCK IN TRADE

	Year ended March 31, 2024	Year ended March 31, 2023
Purchase of stock in trade	83.61	109.72
	<b>83.61</b>	<b>109.72</b>

### 24.3 CHANGES IN INVENTORIES OF FINISHED GOODS, WORK IN PROGRESS AND STOCK IN TRADE

	Year ended March 31, 2024	Year ended March 31, 2023
<b>Inventories at the end of the year :</b>		
Stock-in-Process	233.47	198.74
Finished goods	456.52	391.52
Traded goods	7.35	15.75
	<b>697.34</b>	<b>606.01</b>
<b>Inventories at the beginning of the year :</b>		
Stock-in-Process	198.74	189.36
Finished goods	391.52	432.51
Traded goods	15.75	6.05
	<b>606.01</b>	<b>627.92</b>
<b>Total (increase) / decrease</b>	(91.33)	21.91
Less: Inventory damaged due to cyclone / flood (refer to note 40(g))	(22.99)	-
<b>Net (increase) / decrease</b>	<b>(114.32)</b>	<b>21.91</b>

### 25 EMPLOYEE BENEFITS EXPENSE

	Year ended March 31, 2024	Year ended March 31, 2023
Salaries and wages, including bonus	655.75	563.38
Contribution to provident and other funds	45.47	39.15
Workmen and staff welfare expenses	80.56	72.90
Employee share based payment expense (Refer note 34)	8.55	8.76
	<b>790.33</b>	<b>684.19</b>

## Notes to the Standalone Financial Statements

for the year ended March 31, 2024

(All amounts in ₹ Crores, unless otherwise stated)

### 26 FINANCE COST

	Year ended March 31, 2024	Year ended March 31, 2023
Interest cost ^		
- Non-convertible debentures	-	7.33
- Term loans and others	206.05	122.78
- Lease liabilities	8.99	8.92
Other borrowing costs	13.57	11.94
Exchange differences regarded as an adjustment to borrowing costs	6.99	24.85
	<b>235.60</b>	<b>175.82</b>

^ pertains to liabilities measured at amortised cost. The amount disclosed is net of interest capitalised during the year. Refer note 2(i)

### 27 DEPRECIATION AND AMORTISATION EXPENSE

	Year ended March 31, 2024	Year ended March 31, 2023
Depreciation of property, plant and equipment	515.99	433.78
Depreciation of right-of-use assets	31.71	27.30
Amortisation of intangible assets	8.15	7.36
	<b>555.85</b>	<b>468.44</b>

### 28 OTHER EXPENSE

	Year ended March 31, 2024	Year ended March 31, 2023
Stores and spares consumed	71.54	65.07
Power and fuel	1,134.90	1,230.86
Labour production	63.26	49.31
Rent*	36.52	34.92
Repairs and maintenance		
- Buildings	10.37	8.25
- Plant and machinery	230.74	205.39
- Others	56.41	43.97
Insurance	60.86	52.65
Rates and taxes	8.04	6.40
Freight charges	331.50	442.33
Expenditure on corporate social responsibility**	41.02	28.63
Legal and professional charges	51.11	37.99
Travelling and conveyance	20.05	16.59
Directors' sitting fees	0.21	0.27

## Notes to the Standalone Financial Statements

for the year ended March 31, 2024

(All amounts in ₹ Crores, unless otherwise stated)

	Year ended March 31, 2024	Year ended March 31, 2023
Selling commission	10.48	9.77
Credit impaired assets provided/ written off	-	0.52
Property, plant and equipment provided/ written off	4.27	3.54
Auditor remuneration		
- Audit fees	0.90	0.82
- For limited review of unaudited financial results	0.63	0.54
- For Corporate governance and other certificates	0.07	0.07
- For tax audit	0.12	0.10
- Reimbursement of out of pocket expenses	0.18	0.12
Effluent disposal expenses	157.16	180.67
Net foreign currency exchange fluctuation loss	78.93	86.71
Miscellaneous expenses^	71.59	53.95
	<b>2,440.86</b>	<b>2,559.44</b>

\* Refer to note 37

\*\* Refer to note 40(f)

^ Including ₹ 2.00 crores (Previous year: Nil) paid as political contribution  
Also refer to note 40(g) for adjustments on account of damage due to cyclone / flood.

### 29 INCOME TAX RECOGNISED IN PROFIT AND LOSS

	Year ended March 31, 2024	Year ended March 31, 2023
<b>Current tax</b>		
In relation to current year	342.73	614.53
Adjustment in relation to earlier years (Refer note (iii) below)	(98.06)	(32.54)
	<b>244.67</b>	<b>581.99</b>
<b>Deferred tax</b>		
- MAT credit entitlement (Refer note (ii) below)		
In relation to current year	-	(74.02)
Adjustment in relation to earlier years	-	(20.11)
	-	<b>(94.13)</b>
- <b>Others</b>		
In relation to current year	101.70	141.51
Adjustment in relation to earlier years	(2.52)	3.13
	<b>99.18</b>	<b>144.64</b>
<b>Total tax expense</b>	<b>343.85</b>	<b>632.50</b>

## Notes to the Standalone Financial Statements

for the year ended March 31, 2024

(All amounts in ₹ Crores, unless otherwise stated)

The income tax expenses for the year can be reconciled to the accounting profits as follows:

	Year ended March 31, 2024	Year ended March 31, 2023
<b>Profit before tax</b>	1,717.88	2,655.86
Income Tax Expenses @ 25.168% (Previous year: 34.944%)	432.36	928.06
Effect of deductions (research and development, share issue expenses and deductions under chapter VI A of Income Tax Act)	(0.25)	(126.53)
Effect of expenses that are not deductible in determining taxable profit	11.32	10.97
Recognition of MAT credit previously written off (refer note (ii) below)	-	(74.02)
Effect of lower tax rate on certain temporary differences pursuant to Section 115BAA of Income Tax Act	-	(55.83)
Others	1.00	(0.63)
<b>Income tax expenses recognised in statement of profit and loss in relation to current year</b>	<b>444.43</b>	<b>682.02</b>
Income tax credit recognised in statement of profit and loss in relation to earlier years (Refer notes (iii) below)	(100.58)	(49.52)
<b>Total Income tax expenses recognised in profit and loss</b>	<b>343.85</b>	<b>632.50</b>

### Notes:

- (i) During the year, the Company has transitioned to the new tax regime under section 115BAA of the Income Tax Act, 1961. Accordingly, the tax rate used for the current year reconciliation above is the corporate tax rate of 25.168% (Previous year: 34.944%) payable by corporate entities in India on taxable profits under the Indian tax law.
- (ii) During the previous year, basis profitability and reassessment of certain tax positions, the Company had recognized an additional MAT credit of ₹ 94.13 crores pertaining to earlier years (including ₹ 74.02 crores which was previously written off during the year 2020-21), and the same had also been utilised in previous financial year.
- (iii) During the year March 31, 2024, the Company has reassessed its uncertain tax position in relation to past years on taxability of income from sale of Carbon Emission Reduction Certificates (CER's) and has written back ₹ 98.06 crores in respect of assessment years 2008-09 and 2009-10 as 'Tax adjustments in relation to earlier years' after taking into consideration favourable orders received from Income Tax Appellate tribunal ("ITAT") in relation to the above assessment years, elapse of statutory time for further appeal by tax authorities and favourable judicial precedents (Previous year: ₹ 32.17 crores along with interest income of ₹ 20.15 crores in respect of assessment year 2006-07). Related interest income in respect of assessment years 2008-09 and 2009-10 will be considered in the period in which a requisite level of certainty is achieved.

Considering that the in-principle matter of taxability of CERs is yet to attain a finality, the Company will continue to re-assess its tax position, including in relation to other assessment years, and will consider their impact in the relevant period.

## Notes to the Standalone Financial Statements

for the year ended March 31, 2024

(All amounts in ₹ Crores, unless otherwise stated)

### 30 INCOME TAX RECOGNISED IN OTHER COMPREHENSIVE INCOME

	Year ended March 31, 2024	Year ended March 31, 2023
<b>Arising on income and expense recognised in other comprehensive income</b>		
Net (gain)/ loss on designated portion of hedging instruments in cash flow hedges	(32.19)	67.58
Cost of Hedging Reserve	0.43	(0.79)
Remeasurement of defined benefit obligation	1.16	4.24
	<b>(30.60)</b>	<b>71.03</b>
<b>Bifurcation of the income tax recognised in other comprehensive income into:</b>		
Items that will be reclassified to profit or loss	(31.76)	66.79
Items that will not be reclassified to profit or loss	1.16	4.24
	<b>(30.60)</b>	<b>71.03</b>

### 31 CONTINGENT LIABILITIES AND COMMITMENTS

	As at March 31, 2024	As at March 31, 2023
a. Claims against the Company not acknowledged as debts		
Goods and services tax, excise duty, custom duty and service tax *	17.92	7.38
Sales tax and entry tax **	14.01	15.60
Income tax ***	300.22	304.78
Others ****	10.16	11.01

\* Amount deposited against contingent liability ₹ 6.77 crores (Previous year: ₹ 1.20 crores)

\*\* Amount deposited against contingent liability ₹ 6.54 crores (Previous year: ₹ 6.74 crores)

\*\*\* Amount deposited against contingent liability ₹ 63.42 crores (Previous year: ₹ 59.68 crores). Contingent liabilities includes:

- (i) Assessment / rectification orders received for assessment years 2017-18 and 2018-19 in which adjustments to taxable income were made on account of transfer pricing related matters, research and development expenditure and others etc. and a demand of ₹ 1.20 crores and ₹ 11.03 crores was raised. Pursuant to a direction of the Hon'ble Delhi High Court, the Department of Scientific and Industries Research (DSIR) has approved the said R&D expenditure. Basis this direction, rectification has been passed for assessment year 2017-18 in the current year thereby granting refund of ₹ 3.33 crores which has been adjusted against demand of A.Y.2018-19 and rectification for assessment year 2018-19 is pending before the Assessing Officer. These orders have a tax implication of ₹ 19.96 crores (Previous year ₹ 95.97 crores) and ₹ 57.94 crores (Previous year ₹ 57.94 crores) respectively (primarily due to reduction in MAT credit entitlement eligible for accumulation / subsequent utilization). The Company has filed an appeal before Income Tax Appellate Tribunal against the said orders. Based on the facts of the case and the management's assessment, the Company is of the view that the proposed adjustments are not likely to sustain.
- (ii) Intimation order under section 143(1) received during the year for assessment year 2021-22 and 2022-23 with a demand of ₹ 130.74 crores and ₹ 68.76 crores respectively for which the Company has filed rectification application before Assessing Officer and an appeal before CIT(Appeals). Also refund aggregating to ₹ 57.33 crores (previous year ₹ 56.91 crores) for different assessment years have been adjusted against the said demand of assessment year 2021-22. Based on the facts of the case and the management's assessment, these demands are raised due to technical errors and therefore the Company is of the view that the proposed adjustments are not likely to sustain.

## Notes to the Standalone Financial Statements

for the year ended March 31, 2024

(All amounts in ₹ Crores, unless otherwise stated)

\*\*\*\* Amount deposited against contingent liability ₹ 9.05 crore (Previous year: ₹ 9.05 crore). Contingent liability includes demand by Madhya Pradesh Paschim Kshetra Vidyut Vitaran Company Ltd. (MPPKV Ltd) of ₹ 8.73 Crores (Previous year: ₹ 8.73 crores).

All the above matters are subject to legal proceedings in the ordinary course of business. In the opinion of the management, the legal proceedings, when ultimately concluded, are not likely to have a material effect on the results of the operations or financial position of the Company.

- b. (i) The Company has been served with show cause notices regarding certain transactions as to why additional customs / excise duty / service tax / goods and service tax amounting to ₹ 43.00 crores (Previous year: ₹ 18.59 crores) should not be levied. An amount of ₹ 7.15 crores (Previous year: ₹ 0.10 crores) has been deposited against such show cause notices. The Company has been advised by its legal advisor that the contention of the department is not tenable and hence the show cause notice may not be sustainable.
- (ii) The Company had received a draft Assessment Orders for assessment year 2020-21 and assessment year 2021-22 in which adjustment amounting to ₹ 178.50 crores and ₹ 258.55 crores are proposed on account of transfer pricing adjustments, disallowance for research and development expenditure and for generation of power from captive power plants, etc. which are pending before Dispute Resolution Panel as at March 31 2024. Based on the facts of the case and the Company's assessment, the Company is of the view that the proposed adjustments are not likely to sustain.
- c. The amounts shown above represent the best possible estimates arrived at on the basis of available information. The uncertainties and possible reimbursements are dependent on the outcome of different legal processes which have been invoked by the Company or by the claimant as the case may be, and therefore, cannot be predicted accurately or relate to a present obligations that arise from past events where it is either not probable that an outflow of resources will be required to settle or a reliable estimate cannot be made.
- d. Guarantees given to banks and others to secure the financial facilities sanctioned to subsidiaries by banks and other companies are as below:

Name of the subsidiary	Currency	Guarantee amount as at				Loan / payable outstanding against the guarantee as at			
		March 31, 2024		March 31, 2023		March 31, 2024		March 31, 2023	
		In Millions	In ₹ Crores <sup>^</sup>	In Millions	In ₹ Crores <sup>^^</sup>	In Millions	In ₹ Crores <sup>^</sup>	In Millions	In ₹ Crores <sup>^^</sup>
SRF Global BV	USD	44.00	366.89	33.00	271.29	3.20	26.66	10.87	89.36
	USD *	50.00	416.92	44.00	361.72	21.10	175.97	11.07	91.01
SRF Industries (Thailand) Limited	EUR	-	-	18.00	160.89	-	-	1.04	9.37
	EUR	12.76	114.81	12.76	114.06	1.50	13.54	9.87	88.21
	USD	17.20	143.42	17.20	141.40	8.56	71.41	12.79	105.15
	USD	24.00	200.12	-	-	19.18	159.95	-	-
SRF Europe Kft (Hungry)	THB	840.00	191.93	-	-	600.00	137.10	-	-
	EUR	33.00	296.93	22.00	196.65	6.50	58.49	-	-
	EUR	77.00	692.83	77.00	688.27	60.80	547.04	63.94	571.52

\* Existing guarantee enhanced from 33 millions to 50 millions USD during the FY 2023-24

<sup>^</sup> Converted using closing exchange rate - USD 83.38 and Euro 89.98

<sup>^^</sup> Converted using closing exchange rate - USD 82.21 and Euro 89.39

## Notes to the Standalone Financial Statements

for the year ended March 31, 2024

(All amounts in ₹ Crores, unless otherwise stated)

- e. Capital and other commitments

	As at March 31, 2024	As at March 31, 2023
(i) Estimated amount of contracts remaining to be executed on capital account (Property, Plant and Equipment) and not provided for (net of advances).	297.01	532.35
(ii) The Company has other commitments, for purchases / sales orders which are issued after considering requirements per operating cycle for purchase / sale of goods and services, employee benefits including union agreements in normal course of business. The Company does not have any long term contracts including derivative contracts for which there will be any material foreseeable losses which have not been provided for.		
(iii) Export obligation under advance license scheme on duty free import of specific raw materials and EPCG scheme on import of capital items, remaining outstanding is ₹ 1,003.14 crores (Previous year: ₹ 1,287.79 crores).		

### 32 RELATED PARTY TRANSACTIONS

#### 32.1 Description of related parties under Ind AS - 24 "Related Party Disclosures"

Ultimate Holding	Key management personnel (KMP)
ABR Family Trust	Ashish Bharat Ram Kartik Bharat Ram
Holding Company	Tejpreet S Chopra Lakshman Lakshminarayan Vellayan Subbiah
KAMA Holdings Limited	Pramod Gopaldas Gujarathi Bharti Gupta Ramola Yash Gupta
Subsidiaries	Puneet Yadu Dalmia Raj Kumar Jain *
SRF Holiday Home Limited	
SRF Global BV	
SRF Industries (Thailand) Limited	
SRF Industex Belting (Pty) Limited	
SRF Flexipak (South Africa) (Pty) Limited	
SRF Europe Kft	
SRF Employees Welfare Trust (Controlled Trust)	
SRF Altech Limited	
SRF Middle East <sup>^^^</sup>	
Fellow subsidiaries #	
KAMA Realty (Delhi) Limited	
Shri Educare Limited	
SRF Transnational Holding Limited	
	<b>Enterprises over which KMP have control or joint control #</b>
	SRF Foundation
	SRF Welfare Trust
	BLP Industry AI Private Limited
	Parry Enterprises India Limited**
	Rose Farms (Delhi) LLP
	Carborundum Universal Limited
	Dalmia Cement (Bharat) Limited*****
	CG Power and Industrial Solutions Limited

## Notes to the Standalone Financial Statements

for the year ended March 31, 2024

(All amounts in ₹ Crores, unless otherwise stated)

### Post Employment Benefit Plans Trust

SRF Limited Officers Provident Fund Trust  
SRF Employees Gratuity Trust  
SRF Officers Gratuity Trust

### KMP of Holding Company #

Ekta Maheshwari  
Jagdeep Singh Rikhy  
Amitav Virmani^

### Enterprises over which relative of KMP has control or joint control #

Murugappa & Sons

### Enterprises over which KMP have significant influence #

Havells India Limited \*\*\*  
Indian Chemical Council\*\*\*\*

### Relative of KMP #

Arun Bharat Ram^^  
Sushil Ramola  
Murugappan Vellayan Subbiah  
Deeksha Amit Kalyani ^  
Salil Gupta ^

### Relative of KMP of Holding Company #

Nirmala Kothari  
Meher Kaur Rikhy ^  
Palak Maheshwari^

^ From August 18, 2022

^^ From April 01, 2022

^^^From March 12, 2024

\* From May 09, 2022

\*\* From June 15, 2022

\*\*\* From April 06, 2022

\*\*\*\* From October 31, 2023

\*\*\*\*\* From December 08, 2023

# Only with whom the Company had transactions during the year

### 32.2 Transactions with related parties

	Year ended March 31, 2024	Year ended March 31, 2023
<b>Sale of goods to:</b>		
Subsidiaries	82.34	107.41
Enterprises over which KMP have significant influence	16.02	15.26
	<b>98.36</b>	<b>122.67</b>
<b>Purchase of goods from:</b>		
Subsidiaries	0.53	17.81
Enterprises over which KMP have significant influence	3.41	6.00
	<b>3.94</b>	<b>23.81</b>
<b>Purchase of property, plant &amp; equipment from:</b>		
Subsidiaries	0.22	-
Key management personnel	1.90	-
Enterprises over which KMP have control or joint control	1.51	-
	<b>3.63</b>	-

## Notes to the Standalone Financial Statements

for the year ended March 31, 2024

(All amounts in ₹ Crores, unless otherwise stated)

	Year ended March 31, 2024	Year ended March 31, 2023
<b>Sale of property, plant &amp; equipment to:</b>		
Subsidiaries	0.01	1.70
Enterprises over which KMP have control or joint control	7.00	-
	<b>7.01</b>	<b>1.70</b>
<b>Services rendered to:</b>		
Subsidiaries	16.42	15.34
	<b>16.42</b>	<b>15.34</b>
<b>Receiving of Services from :</b>		
Relative of KMP	0.60	0.60
Enterprises over which KMP have control or joint control	0.95	0.64
Enterprises over which KMP have significant influence	0.05	-
	<b>1.60</b>	<b>1.24</b>
<b>Rent paid to:</b>		
Fellow Subsidiaries	6.54	6.56
Subsidiaries	0.06	0.06
Relative of KMP	0.21	0.21
Key management personnel	0.01	0.05
Enterprises over which KMP have control or joint control	1.36	0.27
	<b>8.18</b>	<b>7.15</b>
<b>Reimbursement of expenses from</b>		
Holding Company*	-	0.02
Key management personnel **	-	-
Subsidiaries	1.72	1.35
Fellow Subsidiaries	0.02	0.05
Enterprises over which KMP have control or joint control	0.03	0.01
	<b>1.77</b>	<b>1.43</b>
* Amount in absolute : ₹ 35,000		
** Amount in absolute : ₹ 28,000		
<b>Advance given to</b>		
Enterprises over which KMP have control or joint control	-	0.24
	<b>-</b>	<b>0.24</b>
<b>Loan given to</b>		
Subsidiaries	365.04	278.16
	<b>365.04</b>	<b>278.16</b>

## Notes to the Standalone Financial Statements

for the year ended March 31, 2024

(All amounts in ₹ Crores, unless otherwise stated)

	Year ended March 31, 2024	Year ended March 31, 2023
<b>Loan received back</b>		
Subsidiaries	562.77	404.89
	<b>562.77</b>	<b>404.89</b>
<b>Interest received from</b>		
Subsidiaries	24.11	18.80
	<b>24.11</b>	<b>18.80</b>
<b>Security deposits given to</b>		
Enterprises over which KMP have control or joint control	0.98	-
	<b>0.98</b>	-
<b>Security deposits received back from</b>		
Key management personnel	0.01	-
Fellow Subsidiaries	-	0.03
	<b>0.01</b>	<b>0.03</b>
<b>Contribution for expenditure on corporate social responsibility</b>		
Enterprises over which KMP have control or joint control	25.70	28.23
	<b>25.70</b>	<b>28.23</b>
<b>Investments made in</b>		
Subsidiaries	420.00	-
	<b>420.00</b>	-
<b>Contribution to post employment benefit plans</b>		
Post Employment Benefit Plans Trust	31.50	43.69
	<b>31.50</b>	<b>43.69</b>
<b>Employee benefit obligations/assets transferred to</b>		
Subsidiaries	-	0.39
Fellow Subsidiaries	0.01	-
	<b>0.01</b>	<b>0.39</b>
<b>Equity dividend paid</b>		
Holding Company	107.74	107.96
Key management personnel	0.07	0.05
Relative of KMP	0.22	0.24
KMP of Holding Company	*	*
Relative of KMP of Holding Company	^	^
Enterprises over which KMP have control or joint control	#	#
	<b>108.03</b>	<b>108.25</b>

\* Amount in absolute ₹ 1,786 (Previous year : ₹ 9,882)

^ Amount in absolute ₹ 720 (Previous year : ₹ 814)

^^ Amount in absolute ₹ 37,224 (Previous year : ₹ 37,224)

## Notes to the Standalone Financial Statements

for the year ended March 31, 2024

(All amounts in ₹ Crores, unless otherwise stated)

	Year ended March 31, 2024	Year ended March 31, 2023
<b>Guarantees issued / renewed</b>		
Subsidiaries*	632.79	271.29
	<b>632.79</b>	<b>271.29</b>
<b>Guarantees run-down / released</b>		
Subsidiaries*	161.96	65.77
	<b>161.96</b>	<b>65.77</b>
* Converted using closing exchange rate - USD 83.38 and Euro 89.98 (Prev year USD 82.21 and Euro 89.39)		
<b>32.3 Outstanding Balances:</b>		
	Year ended March 31, 2024	Year ended March 31, 2023
<b>Receivables</b>		
Subsidiaries	32.56	33.57
Post Employment Benefit Plans Trust	0.99	1.31
Enterprises over which KMP have significant influence	2.30	2.22
	<b>35.85</b>	<b>37.10</b>
<b>Payables</b>		
Subsidiaries	0.60	1.16
Enterprises over which KMP have significant influence	0.02	0.44
Post Employment Benefit Plans Trust	5.69	9.86
Enterprises over which KMP have control or joint control	0.51	-
	<b>6.82</b>	<b>11.46</b>
<b>Interest receivable</b>		
Subsidiaries	5.69	7.66
	<b>5.69</b>	<b>7.66</b>
<b>Commission payable</b>		
Key management personnel	17.26	17.16
	<b>17.26</b>	<b>17.16</b>
<b>Security deposits outstanding</b>		
Subsidiaries	0.02	0.02
Fellow Subsidiaries	3.24	3.24
Relative of KMP	0.11	0.11
Key management personnel	-	0.01
Enterprises over which KMP have control or joint control	1.12	0.14
	<b>4.49</b>	<b>3.52</b>
<b>Equity Investment outstanding</b>		
Subsidiaries	508.66	88.66
	<b>508.66</b>	<b>88.66</b>

## Notes to the Standalone Financial Statements

for the year ended March 31, 2024

(All amounts in ₹ Crores, unless otherwise stated)

	Year ended March 31, 2024	Year ended March 31, 2023
<b>Loans outstanding</b>		
Subsidiary	310.15	480.36
	<b>310.15</b>	<b>480.36</b>
<b>Guarantees outstanding</b>		
Subsidiaries**	2,423.85	1,934.28
	<b>2,423.85</b>	<b>1,934.28</b>

\* Converted using closing exchange rate - USD 83.38 and Euro 89.98 (Prev year USD- 82.21, Euro 89.39)

### 32.4 Key management personnel compensation

	Year ended March 31, 2024	Year ended March 31, 2023
Short-term benefits*	39.05	36.03
Post-employment benefits	2.91	8.60
Other long-term benefits	1.07	3.40
	<b>43.03</b>	<b>48.03</b>

\* Includes sitting fees and commission paid/ payable to non executive directors

The above transactions with related parties are made on terms equivalent to those that prevail in arm's length transactions

## 33 EMPLOYEE BENEFITS

### 33.1 Defined contribution plans:

Amounts recognized in the statement of profit and loss are as under:

	Year ended March 31, 2024	Year ended March 31, 2023
Superannuation fund (Refer to note (i) below)	0.48	0.45
Provident fund administered through Regional Provident Fund Commissioner (Refer to note (ii) below)	19.33	16.72
Employees' State Insurance Corporation	0.15	0.30
National Pension Scheme	2.75	2.36
	<b>22.71</b>	<b>19.83</b>

The expenses incurred on account of the above defined contribution plans have been included in Note 25 "Employee Benefits Expenses" under the head "Contribution to provident and other funds".

#### (i) Superannuation fund

The Company makes contributions to a Trust which in turn contributes to ICICI Prudential Life Insurance Company Limited. Apart from being covered under the Gratuity Plan described below, the employees of the Company also participate in a defined contribution superannuation plan maintained by the Company. The Company has no further obligations under the plan except making annual contributions based on a specified percentage of each covered employee's salary. From November 1, 2006, the Company provided an option to the employees to receive the said benefit as cash compensation along

## Notes to the Standalone Financial Statements

for the year ended March 31, 2024

(All amounts in ₹ Crores, unless otherwise stated)

with salary in lieu of the superannuation benefit. Thus, no contribution is required to be made for the category of employees who opted to receive the benefit in cash.

#### (ii) Provident fund administered through Regional Provident Fund Commissioner

All employees are entitled to Provident Fund benefits as per the law. For certain category of employees the Company administers the benefits through a recognised Provident Fund Trust. For other employees contributions are made to the Regional Provident Fund Commissioners. The Government mandates the annual yield to be provided to the employees on their corpus. This plan is considered as a Defined Contribution Plan. For the first category of employees (covered by the Trust), the Company has an obligation to make good the shortfall, if any, between the yield on the investments of the trust and the yield mandated by the Government and these are considered as Defined Benefit Plans and are accounted for on the basis of an actuarial valuation.

### 33.2 Defined benefit plans

The Company sponsors funded defined benefit plans for qualifying employees. The defined benefit plans are administered by separate funds which are legally separate from the Company. These plans are:

- Gratuity
  - Provident fund for certain category of employees administered through a recognised provident fund trust
- (i) **These plans typically expose the company to actuarial risks such as investment risk, interest rate risk, longevity risk and salary risk.**

#### Investment Risk

The probability or likelihood of occurrence of losses relative to the expected return on any particular investment.

#### Salary Risk

The present value of defined benefit plan is calculated with the assumption of salary increase rate of plan participants in future. Deviation in rate of increase in salary in future for plan participants from the rate of increase in salary used to determine the present value of obligation will have a bearing on the plan's liability.

#### Interest Risk

The plan exposes the Company to the risk of fall in interest rates. A fall in interest rates will result in an increase in the ultimate cost of providing the above benefit and will thus result in an increase in value of the liability.

#### Longevity Risk

The present value of defined benefit plan liability is calculated by reference to the best estimate of the mortality of plan participants both during and after employment. An increase in the life expectancy of the plan participants will increase the plans liability.



## Notes to the Standalone Financial Statements

for the year ended March 31, 2024

(All amounts in ₹ Crores, unless otherwise stated)

### (ii) The principal assumptions used for the purpose of the actuarial valuation are as follows:

	As at March 31, 2024		As at March 31, 2023	
	Gratuity	Provident Fund	Gratuity	Provident Fund
Discount Rate	7.13%	7.13%	7.35%	7.35%
Expected statutory interest rate	-	8.25%	-	8.15%
Salary increase	8.50%	-	8.00%	-
Retirement Age (years)	58	58	58	58
Mortality Rates	IALM (2012-14)	IALM (2012-14)	IALM (2012-14)	IALM (2012-14)
Withdrawal rate				
Upto 30 years	15.00%	15.00%	20.00%	20.00%
31 to 44 years	7.00%	7.00%	7.00%	7.00%
Above 44 years	8.00%	8.00%	8.00%	8.00%

The cost of the defined benefit plans and other long term benefits are determined using actuarial valuations. Actuarial valuations involve making various assumptions that may differ from actual developments in the future. These includes the determination of the discount rate, future salary increases and mortality rate. Due to these complexities involved in the valuation probability are highly sensitive to the changes in these assumptions. All assumptions are reviewed at each reporting date. The present value of the defined benefit obligation and the related current service cost and planned service cost have been measured using the projected unit cost method.

### (iii) Amounts recognised in statement of profit and loss in respect of these benefit plans are as follows:

	As at March 31, 2024		As at March 31, 2023	
	Gratuity	Provident Fund	Gratuity	Provident Fund
Current Service cost	12.43	7.73	10.14	7.88
Interest expenses (net of expected return on plan assets)	0.62	-	0.83	-
	<b>13.05</b>	<b>7.73</b>	<b>10.97</b>	<b>7.88</b>

The current service cost and the net interest expenses for the year are included in Note 25 "Employee Benefits Expenses" under the head "Contribution to provident and other funds".

## Notes to the Standalone Financial Statements

for the year ended March 31, 2024

(All amounts in ₹ Crores, unless otherwise stated)

### (iv) Amounts recognised in Other Comprehensive Income:

	As at March 31, 2024		As at March 31, 2023	
	Gratuity	Provident Fund	Gratuity	Provident Fund
<b>Remeasurements (gain)/ losses:</b>				
Return on plan assets excluding interest income	(5.59)	-	2.33	-
Actuarial (gain)/ losses arising from changes in financial assumptions	6.82	-	(1.58)	-
Actuarial (gain)/ losses arising from changes in experience adjustments	3.25	-	11.39	-
Actuarial (gain)/ losses arising from changes in demographic adjustments	0.11	-	-	-
	<b>4.59</b>	<b>-</b>	<b>12.14</b>	<b>-</b>

### (v) The amounts included in balance sheet arising from the entity's obligation in respect of its defined benefit plans are as follows:

	As at March 31, 2024		As at March 31, 2023	
	Gratuity	Provident Fund	Gratuity	Provident Fund
Present value of funded defined benefit obligation	154.18	200.48	127.68	178.17
Fair value of plan assets	150.17	203.36	119.30	179.86
<b>Surplus/ (Deficit)</b>	<b>(4.01)</b>	<b>2.88</b>	<b>(8.38)</b>	<b>1.69</b>
Effect of asset ceiling, if any	-	(2.88)	-	(1.69)
<b>Net assets / (liability)</b>	<b>(4.01)</b>	<b>-</b>	<b>(8.38)</b>	<b>-</b>

### (vi) Movements in the present value of defined benefit obligation are as follows:

	As at March 31, 2024		As at March 31, 2023	
	Gratuity	Provident Fund	Gratuity	Provident Fund
Opening defined benefit obligation	127.68	178.17	107.45	155.50
Current service cost	12.43	7.73	10.14	7.88
Interest cost	9.39	14.66	7.69	12.99
Actuarial (gain)/ losses arising from changes in financial assumptions	6.82	-	(1.58)	-
Actuarial (gain)/ losses arising from changes in experience adjustments	3.25	-	11.39	-
Actuarial (gain)/ losses arising from changes in demographic assumptions	0.11	-	-	-
Benefits paid	(5.50)	(15.51)	(7.29)	(15.42)
Contribution by plan participants/ employees	-	11.20	-	10.16
Settlement/ transfer in	-	4.23	(0.12)	7.06
<b>Closing defined benefit obligation</b>	<b>154.18</b>	<b>200.48</b>	<b>127.68</b>	<b>178.17</b>

## Notes to the Standalone Financial Statements

for the year ended March 31, 2024

(All amounts in ₹ Crores, unless otherwise stated)

### (vii) Movements in the fair value of plan assets are as follows:

	As at March 31, 2024		As at March 31, 2023	
	Gratuity	Provident Fund	Gratuity	Provident Fund
Opening fair value of plan assets	119.30	179.86	95.88	157.64
Return on plan assets (excluding amounts included in net interest expenses)	14.36	15.85	4.53	12.54
Contributions from employer	22.01	7.73	26.18	7.88
Contributions from plan participants	-	11.20	-	10.16
Benefits paid	(5.50)	(15.51)	(7.29)	(15.42)
Settlement/ transfer in	-	4.23	-	7.06
<b>Closing fair value of plan assets</b>	<b>150.17</b>	<b>203.36</b>	<b>119.30</b>	<b>179.86</b>

#### Gratuity:

Plan assets comprises primarily of investments in HDFC Group Unit Linked Plan Fund and ICICI Prudential Life Fund. The average duration of the defined benefit obligation is 9.29 years (Previous year: 9.07 years). The Company expects to make a contribution of ₹ 13.77 crores (Previous year: ₹ 11.64 crores) to the defined benefit plans during the next financial year.

The plan assets comprise of the following securities:

	As at March 31, 2024	As at March 31, 2023
Government and Corporate Bonds	85.69%	83.67%
Others	14.31%	16.33%

#### Provident Fund:

The plan assets comprise of the following securities:

	As at March 31, 2024	As at March 31, 2023
Government Bonds	49.57%	56.15%
Public Sector Bonds	35.38%	35.19%
Other equity and Mutual Funds	15.05%	8.66%

### (viii) Sensitivity Analysis

Significant actuarial assumptions for the determination of the defined obligations are discount rate and expected salary increase. The sensitivity analysis below have been determined based on reasonably possible changes of the respective assumptions occurring at the end of reporting period, while holding all other assumptions constant.

## Notes to the Standalone Financial Statements

for the year ended March 31, 2024

(All amounts in ₹ Crores, unless otherwise stated)

	Year ended March 31, 2024		Year ended March 31, 2023	
	0.50% increase	0.50% decrease	0.50% increase	0.50% decrease
<b>Sensitivity analysis of Gratuity</b>				
Discount rate	(4.87)	5.18	(4.00)	4.25
Expected salary growth	5.09	(4.83)	4.20	(4.00)
Attrition rate	(0.49)	0.51	(0.41)	0.42
<b>Sensitivity analysis of Provident Fund</b>				
Discount rate	(0.02)	0.02	(0.01)	0.01

### 33.3 Other long-term employee benefit

Amounts recognized in the statement of profit and loss in note 25 "Employee Benefits expense" under the head "Salaries and wages, including bonus" are as under:

	Year ended March 31, 2024	Year ended March 31, 2023
Compensated absences	15.87	13.66
	<b>15.87</b>	<b>13.66</b>

#### Long Term Retention Pay

The Company has a Long Term Retention Pay Plan which covers employees selected on the basis of their current band and their long term value to the Company. The incentive is payable in three year blocks subject to achievement of certain performance ratings. The Company also has a scheme for talent retention of certain identified employees under which an incentive is payable over a period of three years.

### 34 EMPLOYEE SHARE BASED PAYMENTS

The Company has an Employee Share Purchase Scheme (SRF Long Term Share Based Incentive Plan) to provide equity settled share based payments to eligible employees. Under the said Scheme, the Company has issued equity shares to the eligible employees by entering into a Share Grant Agreement and executing a Share Grant Acceptance Letter and paying the exercise price, if any, as prescribed by the Nomination and Remuneration Committee at the time of grant. Subscribed shares have complete voting and dividend rights. Employees who have been granted equity share are required to pledge their shares as part of the Share Grant Agreement between the Company, Eligible Employee and the SRF Employees Welfare Trust ('Trust'). In case of exit/ termination of employees before their retirement or such other period as may be decided by the Nomination and Remuneration Committee, the shares shall get transferred to the Trust. Such shares will then be issued to another set of eligible employees as and when the Nomination and Remuneration Committee decides subject to the applicable rules and regulations.

The expenses related to the grant of shares under the Scheme are accounted for on the basis of fair value of the share on the grant date (which is the market price of the Company's share on the date of grant less exercise price). The fair value so determined is expensed on a straight line basis over the term of the grant.

## Notes to the Standalone Financial Statements

for the year ended March 31, 2024

(All amounts in ₹ Crores, unless otherwise stated)

The movement of number of equity shares granted, their fair value and the share based payment expense recognised during the year are as under:

	Year ended March 31, 2024	Year ended March 31, 2023
<b>Number of equity shares:</b>		
(i) At the beginning of the year	198,800	195,000
(ii) Granted during the year *	-	3,800
(iii) At the end of the year	198,800	198,800
Market price on the grant date (₹ per equity share)	-	2,320.95
Exercise price (₹ per equity share)	-	10.00
Fair value of share based payment (₹ per equity share)	-	2,310.95
Share based payment expense recognised during the year #	8.55	8.76

\* Shares granted during the previous year had a lock in period upto August 21, 2023. These shares are pledged for a period upto October 31, 2026.

# Includes amount of ₹ Nil (Previous year: ₹ 0.35 crores) towards withholding tax on equity shares granted under the above scheme.

### 35 SEGMENT REPORTING

Based on the guiding principles laid down in Indian Accounting Standard (Ind AS) - 108 "Segment Reporting", the Chairman & Managing Director of the Company is the Chief Operating Decision Maker (CODM) and for the purposes of resource allocation and assessment of segment performance the business of the Company is segregated in the segments below:

- Technical Textiles business: includes nylon tyre cord fabric, belting fabric, polyester tyre cord fabric and industrial yarns and its research and development
- Chemicals business: includes refrigerant gases, industrial chemicals, speciality chemicals, fluorochemicals & allied products and its research and development.
- Packaging Film business: includes polyester films and polypropylene films.
- Others: includes coated fabric, laminated fabric and other ancillary activities.

Segment revenue, results and capital employed include the respective amounts identifiable to each of the segments. Other unallocable expenditure includes expenses incurred on common services provided to the segments, which are not directly identifiable.

In addition to the significant accounting policies applicable to the business segments as set out in note 1B above, the accounting policies in relation to segment accounting are as under:

#### a) Segment revenue and expenses

Joint revenue and expenses of segments are allocated amongst them on a reasonable basis. All other segment revenue and expenses are directly attributable to the segments. These amounts relate to continuing operations, unless otherwise stated.

## Notes to the Standalone Financial Statements

for the year ended March 31, 2024

(All amounts in ₹ Crores, unless otherwise stated)

#### b) Segment assets and liabilities

Segment assets include all operating assets used by a segment and consist principally of operating cash, trade receivables, inventories and property plant and equipment and intangible assets, net of allowances and provisions, which are reported as direct offsets in the balance sheet. Segment liabilities include all operating liabilities and consist principally of creditors and accrued liabilities and do not include deferred income taxes. While most of the assets / liabilities can be directly attributed to individual segments, the carrying amount of certain assets / liabilities pertaining to two or more segments are allocated to the segments on a reasonable basis.

#### A. Information about operating business segments

	Year ended March 31, 2024	Year ended March 31, 2023
<b>Segment revenue</b>		
a) Technical textiles business (TTB)		
- External sales	1,886.99	1,891.25
- Inter-segment sales	11.02	2.63
<b>Total</b>	<b>1,898.01</b>	<b>1,893.88</b>
b) Chemicals business (CB)		
- External sales	6,237.32	7,326.01
- Inter-segment sales	0.01	-
<b>Total</b>	<b>6,237.33</b>	<b>7,326.01</b>
c) Packaging films business (PFB)		
- External sales	2,197.07	2,463.97
- Inter-segment sales	0.11	7.24
<b>Total</b>	<b>2,197.18</b>	<b>2,471.21</b>
d) Others		
- External sales	465.29	392.61
- Inter-segment sales	0.01	-
<b>Total</b>	<b>465.30</b>	<b>392.61</b>
<b>Total segment revenue</b>	<b>10,797.82</b>	<b>12,083.71</b>
Less: Inter segment revenue	11.15	9.87
<b>Revenue from operations</b>	<b>10,786.67</b>	<b>12,073.84</b>
Add: Unallocable income	119.42	106.06
<b>Total revenue</b>	<b>10,906.09</b>	<b>12,179.90</b>
<b>Segment profits</b>		
(Profit before interest and tax from each segment)		
a) Technical textiles business (TTB)	273.68	261.20
b) Chemicals business (CB)	1,628.48	2,340.30
c) Packaging films business (PFB)	122.55	332.35
d) Others	93.02	34.82
<b>Total segment results</b>	<b>2,117.73</b>	<b>2,968.67</b>

## Notes to the Standalone Financial Statements

for the year ended March 31, 2024

(All amounts in ₹ Crores, unless otherwise stated)

	Year ended March 31, 2024	Year ended March 31, 2023
Less: i) Interest and finance charges	235.60	175.82
Less: ii) Other unallocable expenses net of income	164.25	136.99
<b>Profit before tax</b>	<b>1,717.88</b>	<b>2,655.86</b>
<b>Capital expenditure</b>		
a) Technical textiles business (TTB)	215.59	134.03
b) Chemicals business (CB)	1,650.43	2,141.82
c) Packaging films business (PFB)	44.58	224.21
d) Others	16.52	2.46
e) Unallocated	8.74	20.18
<b>Total</b>	<b>1,935.86</b>	<b>2,522.70</b>
<b>Depreciation and amortisation</b>		
a) Technical textiles business (TTB)	45.26	41.62
b) Chemicals business (CB)	403.36	334.80
c) Packaging films business (PFB)	84.14	70.36
d) Others	8.38	6.96
e) Unallocated	14.71	14.70
<b>Total</b>	<b>555.85</b>	<b>468.44</b>
<b>Segment assets and liabilities</b>		
	As at March 31, 2024	As at March 31, 2023
<b>Segment assets</b>		
a) Technical textiles business (TTB)	2,041.96	1,766.50
b) Chemicals business (CB)	10,689.28	9,623.78
c) Packaging films business (PFB)	2,321.37	2,181.83
d) Others	178.30	164.98
<b>Total</b>	<b>15,230.91</b>	<b>13,737.09</b>
Unallocable assets	2,133.73	1,814.32
<b>Total assets</b>	<b>17,364.64</b>	<b>15,551.41</b>
<b>Segment liabilities</b>		
a) Technical textiles business (TTB)	525.38	391.76
b) Chemicals business (CB)	1,033.67	1,320.97
c) Packaging films business (PFB)	622.43	563.17
d) Others	41.60	52.53
<b>Total</b>	<b>2,223.08</b>	<b>2,328.43</b>
Unallocable liabilities	4,627.85	3,969.43
<b>Total liabilities</b>	<b>6,850.93</b>	<b>6,297.86</b>

## Notes to the Standalone Financial Statements

for the year ended March 31, 2024

(All amounts in ₹ Crores, unless otherwise stated)

### B. Information about geographical business segments

	Year ended March 31, 2024	Year ended March 31, 2023
<b>Revenue from operations</b>		
- India	5,917.29	5,912.85
- Germany	353.05	406.16
- USA	1,288.48	2,050.48
- Belgium	767.81	871.88
- Switzerland	659.98	873.20
- Others	1,800.06	1,959.27
	<b>10,786.67</b>	<b>12,073.84</b>

	As at March 31, 2024	As at March 31, 2023
<b>Non current segment assets</b>		
- Within India	11,297.57	10,012.87
- Outside India	-	-
	<b>11,297.57</b>	<b>10,012.87</b>

Non-current segment assets includes property, plant and equipments, right-of-use assets, capital work in progress, intangible assets and other non current assets.

No single customer contributed 10% or more to the Company's revenue for both financial years 2023-24 and 2022-23.

	Year ended March 31, 2024	Year ended March 31, 2023
<b>Revenue from major products</b>		
<b>a) Technical textiles business (TTB)</b>		
Nylon tyre cord fabric/ Polyester tyre cord fabric/ Belting fabric	1,652.37	1,630.11
Synthetic filament yarn including industrial yarn	207.05	233.33
Others	5.52	0.84
<b>b) Chemicals business (CB)</b>		
Speciality chemicals	3,666.07	4,164.95
Fluorochemicals, Refrigerant gases and Allied products	2,072.82	2,557.00
Industrial chemicals	343.39	429.50
Others	9.24	0.25
<b>c) Packaging films business (PFB)</b>		
Packaging films	2,148.95	2,402.66
<b>d) Others</b>		
Laminated fabric, Coated fabric and other ancillary activities	460.51	387.45
	<b>10,565.92</b>	<b>11,806.09</b>

## Notes to the Standalone Financial Statements

for the year ended March 31, 2024

(All amounts in ₹ Crores, unless otherwise stated)

### 36 EARNINGS PER SHARE (EPS)

	Year ended March 31, 2024	Year ended March 31, 2023
Profit attributable to the equity holders of the Company used in calculating basic earning per share and diluted earning per share	1,374.03	2,023.36
Weighted average number of equity shares for the purpose of calculating basic and diluted earnings per share (numbers)	296,424,825	296,423,669
Basic and diluted earnings per share of face value ₹ 10 each	46.35	68.26

### 37 RIGHT-OF-USE ASSETS

The Company leases various types of assets including land, buildings and plant and equipment. Information about leases for which the Company is a lessee is presented below.

Particulars	Land	Buildings	Plant and equipment	Total
<b>Cost</b>				
<b>Balance at April 1, 2022</b>	156.17	45.80	100.28	302.25
Additions / adjustments	(0.10)	(0.37)	31.29	30.82
Derecognition	-	-	(5.70)	(5.70)
<b>Balance at March 31, 2023</b>	156.07	45.43	125.87	327.37
Additions / adjustments	6.49	5.21	9.73	21.43
Derecognition	-	(6.66)	(4.71)	(11.37)
<b>Balance at March 31, 2024</b>	162.56	43.98	130.89	337.43
<b>Accumulated amortisation</b>				
<b>Balance at April 1, 2022</b>	4.29	19.56	23.05	46.90
Depreciation expenses	1.78	6.83	18.69	27.30
Derecognition	-	-	(5.70)	(5.70)
<b>Balance at March 31, 2023</b>	6.07	26.39	36.04	68.50
Depreciation expenses	1.89	6.68	23.14	31.71
Derecognition	-	(6.66)	(4.71)	(11.37)
<b>Balance at March 31, 2024</b>	7.96	26.41	54.47	88.84
<b>Net Block</b>				
<b>Balance at March 31, 2023</b>	150.00	19.04	89.83	258.87
<b>Balance at March 31, 2024</b>	154.60	17.57	76.42	248.59

## Notes to the Standalone Financial Statements

for the year ended March 31, 2024

(All amounts in ₹ Crores, unless otherwise stated)

### Lease liabilities included in the Balance Sheet

	As at March 31, 2024	As at March 31, 2023
Current	27.51	25.90
Non-current	81.75	96.53

The average incremental borrowing rate applied to lease liabilities during the year ranges from 8.03% to 8.41% (Previous year: ranges from 7.75% to 8.75%).

Amounts recognised in Statement of Profit and Loss	Year ended March 31, 2024	Year ended March 31, 2023
Interest on lease liabilities (Refer note 26)	8.99	8.92
Depreciation expense (Refer note 27)	31.71	27.30
Expenses relating to short-term leases (Refer note 28)	10.62	6.66
Expenses relating to low-value assets (Refer note 28)	25.90	28.26

Amounts recognised in Cash Flow Statement	Year ended March 31, 2024	Year ended March 31, 2023
Total cash outflow for leases	37.11	32.47

### 38 FINANCIAL INSTRUMENTS AND RISK MANAGEMENT

#### 38.1 Capital Management

The Company manages its capital to ensure that it will be able to continue as a going concern and provide reasonable return to the shareholders by maintaining a reasonable balance between debt and equity. The capital structure of the Company consists of net debt (borrowings net of cash and cash equivalents, deposit accounts with maturity beyond three months upto twelve months and current investments) and total equity of the Company. The Company is not subject to any externally imposed capital requirements. The Company's management reviews the capital structure of the Company on periodic basis. As part of its review, the management considers the cost of capital and risk associated with each class of capital. The Company also evaluates its gearing measures using Debt Equity Ratio to arrive at an appropriate level of debt and accordingly evolves its capital structure.

The following table provides the details of the debt and equity at the end of the reporting periods :

	As at March 31, 2024	As at March 31, 2023
Debt and lease liabilities	3,720.78	3,161.70
<b>Less:</b>		
Cash and cash equivalents	361.77	527.25
Deposit accounts with maturity beyond three months upto twelve months	25.22	0.21
Current investments	405.58	490.05
<b>Net debt</b>	<b>2,928.21</b>	<b>2,144.19</b>
<b>Total equity</b>	<b>10,513.71</b>	<b>9,253.55</b>
<b>Net debt to equity ratio</b>	<b>0.28</b>	<b>0.23</b>

## Notes to the Standalone Financial Statements

for the year ended March 31, 2024

(All amounts in ₹ Crores, unless otherwise stated)

### 38.2 Financial instruments by category

Financial assets	Level of hierarchy	Notes	Carrying value		Fair value	
			As at March 31, 2024	As at March 31, 2023	As at March 31, 2024	As at March 31, 2023
<b>Measured at amortised cost</b>						
Investments in bonds	1	d	50.11	-	50.28	-
Investments in equity instruments	3	d	2.50	-	2.50	-
Investment in optionally convertible debentures	3	d	2.56	-	2.56	-
Trade Receivables		a	1,538.00	1,436.38	1,538.00	1,436.38
Cash and cash equivalents		a	361.77	527.25	361.77	527.25
Bank balances other than above		a	8.21	8.48	8.21	8.48
Loans		a,b	372.09	534.70	372.09	534.70
Other financial assets		a,b	343.68	305.07	343.68	305.07
			<b>2,678.92</b>	<b>2,811.88</b>	<b>2,679.09</b>	<b>2,811.88</b>
<b>Measured at Fair value through profit and loss</b>						
Investments in bonds	1	d	150.33	136.32	150.33	136.32
Investments in mutual funds	2	d	321.14	353.73	321.14	353.73
Derivative instruments	2	d	0.25	-	0.25	-
			<b>471.72</b>	<b>490.05</b>	<b>471.72</b>	<b>490.05</b>
<b>Measured at Fair value through Other comprehensive income</b>						
Investments in unquoted equity instruments	3	d	0.05	4.16	0.05	4.16
Derivative instruments	2	d	48.03	0.89	48.03	0.89
			<b>48.08</b>	<b>5.05</b>	<b>48.08</b>	<b>5.05</b>
<b>Financial liabilities</b>						
Financial liabilities	Level of hierarchy	Notes	Carrying value		Fair value	
			As at March 31, 2024	As at March 31, 2023	As at March 31, 2024	As at March 31, 2023
<b>Measured at amortised cost</b>						
Borrowings	3	a,c	3,611.51	3,039.26	3,602.42	3,006.09
Trade payables		a	1,567.81	1,649.17	1,567.81	1,649.17
Other financial liabilities		a,b	398.84	474.77	398.84	474.77
			<b>5,578.16</b>	<b>5,163.20</b>	<b>5,569.07</b>	<b>5,130.03</b>
<b>Measured at Fair value through profit and loss</b>						
Derivative instruments	2	d	0.79	6.98	0.79	6.98
			<b>0.79</b>	<b>6.98</b>	<b>0.79</b>	<b>6.98</b>
<b>Measured at Fair value through Other comprehensive income</b>						
Derivative instruments	2	d	5.73	60.72	5.73	60.72
			<b>5.73</b>	<b>60.72</b>	<b>5.73</b>	<b>60.72</b>

## Notes to the Standalone Financial Statements

for the year ended March 31, 2024

(All amounts in ₹ Crores, unless otherwise stated)

The following methods/ assumptions are used to estimate the fair values:

- Fair valuation of financial assets and liabilities with short term maturities is considered as approximate to respective carrying amount due to the short term maturities of these instruments.
- Fair valuation of non-current financial assets and financial liabilities has been disclosed to be same as carrying value as there is no significant difference between carrying value and fair value.
- Fair value of other long-term borrowings is estimated by discounting future cash flows using current rates (applicable to instruments with similar terms, currency, credit risk and remaining maturities) to discount the future payouts.
- The fair value is determined by using the valuation model/ technique with observable/ non-observable inputs and assumptions.
- Investment value excludes investment in subsidiaries which are shown at cost in balance sheet as per Ind AS 27 "Separate financial statements".

There are no transfers between Level 1, Level 2 and Level 3 during the year ended March 31, 2024 and March 31, 2023.

#### Level 1:

Quoted prices in the active market: This level of hierarchy includes financial assets that are measured by reference to quoted prices in the active market.

#### Level 2:

Valuation techniques with significant observable inputs: This level of hierarchy includes items measured using inputs other than quoted prices included within Level 1 that are observable for such items, either directly or indirectly. This level of hierarchy consists of over the counter (OTC) derivative contracts, open ended mutual funds and bonds.

#### Level 3:

Valuation techniques with significant unobservable inputs: This level of hierarchy includes items measured using inputs that are not based on observable market data (unobservable inputs). Fair value is determined in whole or in part, using a valuation model based on assumptions that are neither supported by prices from observable current market transactions in the same instruments nor based on available market data. The main item in this category are unquoted equity instruments.

The fair value of the financial instruments are determined at the amount that would be received to sell an asset in an orderly transaction between market participants. The following methods and assumptions are used to estimate the fair values:

- Investments in mutual funds and bonds : Fair value is determined by reference to quotes from the financial institutions.
- Derivative contracts: The Company has entered into various foreign currency contracts and interest rate swaps contracts to manage its exposure to fluctuations in foreign exchange rates and interest rate respectively. These financial exposures are managed in accordance with the Company's risk management policies and procedures. Fair value of derivative financial instruments are determined using valuation techniques based on information derived from observable market data, i.e., mark to market values determined by the authorized dealers banks and quoted forward exchange rates at the balance sheet date.

## Notes to the Standalone Financial Statements

for the year ended March 31, 2024

(All amounts in ₹ Crores, unless otherwise stated)

- (iii) Unquoted equity investments and optionally convertible debentures: Fair value is determined based on the recoverable value as per agreement with the investee.

Reconciliation of Level 3 fair value measurements	Unlisted equity instruments
<b>As at March 31, 2022</b>	<b>4.16</b>
Purchase of investment	-
<b>As at March 31, 2023</b>	<b>4.16</b>
Sale of investment	(4.11)
<b>As at March 31, 2024</b>	<b>0.05</b>

Sensitivity of the fair value measurement to changes in unobservable inputs for financial instruments in Level 3 level of hierarchy is insignificant.

### 38.3 Financial Risk Management

The Company is exposed to various financial risks arising from its underlying operations and finance activities. The Company is primarily exposed to market risk (i.e. interest rate and foreign currency risk) and to credit risk and liquidity risk. The Company's Corporate Treasury function plays the role of monitoring financial risk arising from business operations and financing activities.

Financial risk management within the Company is governed by policies and guidelines approved by the senior management and the Board of Directors. These policies and guidelines cover interest rate risk, foreign currency risk, credit risk and liquidity risk. Company policies and guidelines also cover areas such as cash management, investment of excess funds and the raising of short and long-term debt. Compliance with the policies and guidelines is managed by the Corporate Treasury function within the Company. Review of the financial risk is done on a monthly basis by the Chairman and Managing Director and on a quarterly basis by the Board of Directors. The objective of financial risk management is to contain, where deemed appropriate, exposures on net basis to the various types of financial risks mentioned above in order to limit any negative impact on the Company's results and financial position.

In accordance with its financial risk management policies, the Company manages its market risk exposures by using specific type of financial instruments duly approved by the Board of Directors as and when deemed appropriate. It is the Company's policy and practice neither to enter into derivative transactions for speculative purpose, nor for any purpose unrelated to the underlying business. The Board of Directors / Chairman and Managing Director reviews and approves policies for managing each of the above risks.

#### 38.3.1 Market Risk

Market risk is the risk that the fair value of future cash flows of a financial instrument will fluctuate because of changes in market prices. Market risk comprises of interest rate risk and foreign currency risk. Financial instruments affected by market risk includes loans and borrowings, deposits, investments and derivative financial instruments. The Company enters into derivative contracts as approved by the Board to manage its exposure to interest rate risk and foreign currency risk.

## Notes to the Standalone Financial Statements

for the year ended March 31, 2024

(All amounts in ₹ Crores, unless otherwise stated)

### A. Foreign Currency Risk Management

Foreign currency risk also known as Exchange Currency Risk is the risk that the fair value or future cash flows of an exposure will fluctuate because of changes in foreign exchange rates. Foreign currency risk in the Company is attributable to Company's operating activities, investing activities and financing activities.

In the operating activities, the Company's exchange rate risk primarily arises when revenue / costs are generated in a currency that is different from the reporting currency (transaction risk). In compliance with the Board approved policy, the Company manages the net exposure on a rolling period of 12 month basis and for exposures between a period of 12 to 36 months, hedging is done based on specific exposure. The information is monitored by the Board of Directors on a quarterly basis. This foreign currency risk exposure of the Company are mainly in U.S. Dollar (USD), Euro (EUR), Japanese Yen (JPY) and British Pound Sterling (GBP). The Company's exposure to foreign currency changes for all other currencies is not material.

The summary quantitative data about the Company's exposure to currency risk at the end of the reporting periods expressed in ₹ are as follows:

	Assets		Liabilities		Net Assets / (Liabilities)	
	As at March 31, 2024	As at March 31, 2023	As at March 31, 2024	As at March 31, 2023	As at March 31, 2024	As at March 31, 2023
USD	798.65	688.63	3,670.38	3,280.49	(2,871.73)	(2,591.86)
EUR	90.91	285.40	428.44	592.77	(337.53)	(307.37)
JPY	-	-	10.65	10.70	(10.65)	(10.70)
GBP	2.18	5.25	0.30	5.63	1.88	(0.38)

### Foreign currency sensitivity analysis

The Company is mainly exposed to changes in USD, EUR, JPY and GBP exchange rates.

The following table details the Company's sensitivity to a 1% increase and decrease in the ₹ against the relevant foreign currency. The sensitivity analysis includes only outstanding foreign currency denominated monetary items as tabulated above and adjusts their translation at the period end for 1% change in foreign currency rates. This analysis assumes that all other variables, in particular interest rates, remain constant. A positive number below indicates an increase in profit before tax or vice-versa.

	Year ended March 31, 2024		Year ended March 31, 2023	
	₹ strengthens by 1%	₹ weakens by 1%	₹ strengthens by 1%	₹ weakens by 1%
Impact on profit / (loss) *				
USD	7.33	(7.33)	9.59	(9.59)
EUR	1.09	(1.09)	(0.91)	0.91
JPY	0.11	(0.11)	0.11	(0.11)
GBP	(0.02)	0.02	0.00	(0.00)

\* Includes sensitivity on long-term foreign currency monetary items on which Para D13 AA of Ind AS 101 has been applied. Accordingly, the exchange loss/ (gain) arising on long term foreign currency monetary items relating to acquisition of depreciable assets will be added to/ deleted from the cost of such assets/ capital work in progress and will be depreciated over the balance useful life of assets.

## Notes to the Standalone Financial Statements

for the year ended March 31, 2024

(All amounts in ₹ Crores, unless otherwise stated)

	Year ended March 31, 2024		Year ended March 31, 2023	
	₹ strengthens by 1%	₹ weakens by 1%	₹ strengthens by 1%	₹ weakens by 1%
Impact on equity (Other Comprehensive Income)				
USD	21.38	(21.38)	16.32	(16.32)
EUR	2.30	(2.30)	3.98	(3.98)

### Foreign exchange derivative and non-derivative financial instruments

The Company uses derivative as well as non-derivative financial instruments for hedging financial risks that arise from its commercial business or financing activities. The Company's Corporate Treasury team manages its foreign currency risk by hedging transactions that are expected to occur within a period of 1 to 36 months for hedges of forecasted sales, purchases, loans and liabilities and capital expenditures. When a derivative is entered into for the purpose of being a hedge, the Company negotiates the terms of those derivatives to match the terms of the hedged exposure. For hedges of forecast transactions the derivatives cover the period of exposure from the point the cash flows of the transactions are forecasted up to the point of settlement of the resulting receivable or payable that is denominated in the foreign currency. All identified exposures are managed as per the policy duly approved by the Board of Directors.

The following table details the foreign currency derivative contracts outstanding at the end of the reporting period:

Outstanding Contracts*	No of Deals		Contract Value of Foreign Currency (In Millions)		Maturity			
					Up to 12 months Nominal Amount* (₹ Crores)		More than 12 months Nominal Amount* (₹ Crores)	
	As at March 31, 2024	As at March 31, 2023	As at March 31, 2024	As at March 31, 2023	As at March 31, 2024	As at March 31, 2023	As at March 31, 2024	As at March 31, 2023
USD / INR Sell forward	234	278	668.20	633.00	2,517.66	2,643.59	3,204.48	2,596.61
EUR / USD Sell forward	-	3	-	4.50	-	39.70	-	-
EUR / INR Sell forward	-	1	-	20.00	-	202.77	-	-

\* Computed using average forward contract rates

The following table details the Company's sensitivity to a 1% increase and decrease in the ₹ against the relevant foreign currency. The sensitivity analysis includes only outstanding forward exchange contracts as tabulated above and adjusts their translation at the period end for 1% change in forward rates. A positive number below indicates an increase in profit before tax or vice-versa.

## Notes to the Standalone Financial Statements

for the year ended March 31, 2024

(All amounts in ₹ Crores, unless otherwise stated)

	Year ended March 31, 2024		Year ended March 31, 2023	
	₹ strengthens by 1%	₹ weakens by 1%	₹ strengthens by 1%	₹ weakens by 1%
Impact on profit / (loss) for the year				
USD	1.84	(1.84)	2.63	(2.63)
EUR	-	-	0.40	(0.40)
Impact on equity (Other Comprehensive Income)				
USD	54.97	(54.97)	50.67	(50.67)
EUR	-	-	1.80	(1.80)

### B. Interest Rate Risk Management

Interest rate risk arises from movements in interest rates which could have effects on the Company's net income or financial position. Changes in interest rates may cause variations in interest income and expenses resulting from interest-bearing assets and liabilities. The Company's exposure to the risk of changes in market interest rates relates primarily to the Company's long-term debt obligations with floating interest rates.

The Company manages its interest rate risk by having a portfolio of fixed and variable rate loans and borrowings. The Company enters into interest rate swaps, in which it agrees to exchange, at specified intervals, the difference between fixed and variable rate interest amounts, calculated by reference to an agreed principal amount outstanding at the time of inception of the swap. Out of the total long term borrowings, the amount of fixed interest loan aggregates to ₹ 438.88 crores and floating interest loan aggregates to ₹ 2,139.67 crores (Previous year: Fixed interest loan ₹ 676.02 crores and Floating interest loan ₹ 1,422.36 crores).

The following table demonstrates the sensitivity to a reasonably possible change in interest rates on that portion of loans and borrowings affected. With all other variables held constant, the Company's profit before tax is affected through the impact on floating rate long term borrowings, as follows:

	Year ended March 31, 2024		Year ended March 31, 2023	
	₹ loans interest rate increases by 0.50 %	Foreign currency loans interest rate increases by 0.15 %	₹ loans interest rate increases by 0.50 %	Foreign currency loans interest rate increases by 0.15 %
Decrease in profit before tax by	(1.00)	(2.91)	-	(2.13)

In case of decrease in interest rate by above mentioned percentage, there would be a comparable positive impact on the profit before tax as mentioned above.



## Notes to the Standalone Financial Statements

for the year ended March 31, 2024

(All amounts in ₹ Crores, unless otherwise stated)

### Managing interest rate benchmark reform and associated risks

A fundamental reform of major interest rate benchmarks is being undertaken globally, including the replacement of some interbank offered rates (IBORs) with alternative nearly risk-free rates (referred to as 'IBOR reform'). The Company had certain financial instruments which are impacted by the IBOR reform. In the year ended 31 March 2022, the Company had renegotiated all working capital facilities agreements and moved to new benchmarks, wherever IBOR reforms had mandated.

As per the IBOR reform regulations, USD LIBOR-based contracts entered into on or before December 31, 2021, were allowed to continue utilizing the facility until the maturity date, provided such date is before June 30, 2023. As of March 31, 2023, the Company had two long-term loan arrangements which are USD LIBOR benchmark linked and maturing after June 2023. Before this deadline, the management renegotiated one of these loans to the Secured Overnight Financing Rate (SOFR) benchmark and has prepaid the other loan before this timeline. Accordingly, the Interest rate swap contract (based on LIBOR linked loan which was prepaid) was also cancelled with a gain of ₹ 0.18 crores.

All the EUR denominated long term loans of the Company which are linked to EURIBOR have relevant benchmark replacement/ fall back clauses and do not require any amendment.

The management does not envisage any significant impact on the standalone financial statements due to the migration.

### Interest Rate Swap Contracts

Under interest rate swap (IRS) contracts, the Company agrees to exchange the difference between fixed and floating rate interest amounts calculated on the agreed notional principal amounts. Such contracts enables the Company to mitigate the risk of changing interest rates.

The following table details the IRS contracts outstanding at the end of the reporting period:

Outstanding Contracts*	No of Deals		Maturity					
			Contract Value of Foreign Currency (In Millions)		Up to 12 months Nominal Amount* (₹ Crores)		More than 12 months Nominal Amount* (₹ Crores)	
	As at March 31, 2024	As at March 31, 2023	As at March 31, 2024	As at March 31, 2023	As at March 31, 2024	As at March 31, 2023	As at March 31, 2024	As at March 31, 2023
IRS Contracts (USD)*	-	2	-	7.18	-	59.00	-	-

\* Sensitivity on the above IRS contracts in respect of interest rate exposure is insignificant

Each of the above trades were in the nature of cash flow hedges and are effective hedges. The mark to market on these trades is therefore routed through Cash flow Hedge Reserve. The interest rate swap and the interest payments on the loan are paid simultaneously and are charged off to the statement of profit and loss.

## Notes to the Standalone Financial Statements

for the year ended March 31, 2024

(All amounts in ₹ Crores, unless otherwise stated)

### C. Hedge accounting

#### Cash flow hedges

The amounts at the reporting date relating to the item designed as hedge items are as follows:

Hedging instruments	As at March 31, 2024			Year ended March 31, 2024	As at March 31, 2023			Year ended March 31, 2023
	Nominal amount	Carrying amount Assets / (liabilities)	Line item where the hedging instrument is included		Change in the value of the hedging instrument recognised in OCI	Nominal amount	Carrying amount Assets / (liabilities)	
Foreign exchange contracts	5,539.00	48.03	Other financial assets (current and non - current)	103.01	5,186.03	-	Other financial assets (current and non - current)	(181.89)
		(5.73)	Other financial liabilities (current and non - current)			(60.72)	Other financial liabilities (current and non - current)	
Foreign currency denominated creditors	134.11	(134.11)	Other financial liabilities (current)	4.58	182.44	(182.44)	Other financial liabilities (current and non-current)	(20.27)
Foreign currency denominated loans	2,233.66	(2,233.66)	Borrowings (current and non - current)	3.29	1,848.11	(1,848.11)	Borrowings (current and non - current)	(57.50)
Interest rate swap contacts	-	-		(0.89)	59.00	0.89	Other financial assets (current and non - current)	(2.63)

## Notes to the Standalone Financial Statements

for the year ended March 31, 2024

(All amounts in ₹ Crores, unless otherwise stated)

### Fair Value hedges

The amounts at the reporting date relating to the item designed as hedge items are as follows:

Hedging instruments	As at March 31, 2024			Year ended March 31, 2024				As at March 31, 2023			Year ended March 31, 2023	
	Nominal amount	Carrying amount Assets / (liabilities)	Line item where the hedging instrument is included	Change in the value of the hedging instrument recognised in statement of profit and loss	Nominal amount	Carrying amount Assets / (liabilities)	Line item where the hedging instrument is included	Change in the value of the hedging instrument recognised in statement of profit and loss	Nominal amount	Carrying amount Assets / (liabilities)	Line item where the hedging instrument is included	Change in the value of the hedging instrument recognised in statement of profit and loss
Foreign exchange contracts	183.14	0.25 (0.79)	Other financial assets (current) Other financial liabilities (current)	6.45	296.65	- (6.98)	Other financial assets (current) Other financial liabilities (current)					(10.63)

### Movement of cash flow hedging reserve and cost of hedging reserve

Particulars	Cash flow hedging reserve		Cost of hedging reserve	
	As at March 31, 2024	As at March 31, 2023	As at March 31, 2024	As at March 31, 2023
<b>Opening Balance</b>	(150.22)	34.49	4.67	1.65
Changes in the spot element of the forward contracts which is designated as hedging instruments for time period related hedge	(2.38)	(24.15)	-	-
Changes in the forward element of the forward contracts where changes in spot element of forward contract is designated as hedging instruments for time period related hedges (including contract settled during the year)	-	-	(15.52)	14.15
Changes in fair value of forward contracts designated as hedging instruments recognised in OCI	120.92	(171.89)	-	-
Changes in fair value of interest rate swaps	(0.89)	(2.63)	-	-
Amount reclassified to Profit or Loss (Foreign exchange (gain) / loss)	39.03	41.61	13.83	(10.34)
Amount arising from remeasurement of financial liability	(28.77)	(95.23)	-	-
Taxes related to above	(32.19)	67.58	0.43	(0.79)
<b>Closing Balance</b>	<b>(54.50)</b>	<b>(150.22)</b>	<b>3.41</b>	<b>4.67</b>

## Notes to the Standalone Financial Statements

for the year ended March 31, 2024

(All amounts in ₹ Crores, unless otherwise stated)

### D Investment Risk

The primary goal of the Company's investment is to maintain liquidity along with meeting Company's strategic purposes. Depending upon the investment strategy at inception, management classifies certain investments as FVTPL. The following table details the Company's sensitivity to a 1% increase and decrease in the price of instruments.

	Year ended March 31, 2024		Year ended March 31, 2023	
	Market price increase by 1%	Market price decrease by 1%	Market price increase by 1%	Market price decrease by 1%
Impact on profit / (loss) for the year	4.71	(4.71)	4.90	(4.90)

### 38.3.2 Credit Risk Management

Credit risk is the risk that counterparty will not meet its obligations under a financial instrument or customer contract, leading to a financial loss. The Company is exposed to credit risk from its operating activities (primarily trade receivables, loans and other financial assets) and from its financing activities, including deposits with banks and financial institutions, foreign exchange transactions and other financial instruments. The Company does not require collateral in respect of trade receivables, loans and contract assets.

Credit risk from balances with banks and financial institutions is managed by the Company's treasury department in accordance with the Company's policy. Investments of surplus funds are made only with counterparties who meet the parameters specified in Investment Policy of the Company. The investment policy specifies the limits of investment in various categories of products so as to minimize the concentration of risks and therefore mitigate financial loss due to counterparty's potential failure.

The derivatives are entered into with reputed and well established bank and financial institution.

The cash and cash equivalents and other bank balances are held with banks, financial institution and other counterparties, which are rated AA or above. The Company considers that its cash and cash equivalents have low credit risk based on the external credit ratings of the counterparties.

The Company limits its exposure to credit risk by investing in liquid debt securities and only with counterparties that have a credit rating of at least AA or above. The Company permits exposure in corporate bonds only upto the specified amount as per its Board policy. Also, mutual fund investments are permitted only in those funds where the corpus size is more than ₹ 2,000 crores. The Company monitors its investment portfolio on continuous basis to assess whether there has been a significant increase in credit risk whether or not reflected in the published ratings.

#### Expected credit loss on financial assets:

To manage credit risk for trade receivables, the Company establishes credit approvals and credit limits, periodically assesses the financial reliability of customers, taking into account the financial conditions, economic trends, analysis of historical bad debts and aging of such receivables.

With regard to all financial assets with contractual cash flows other than trade receivable, management believes these to be high quality assets with negligible credit risk. The management believes that the parties, from which these financial assets are recoverable, have strong capacity to meet the obligations and where the risk of default is negligible and accordingly no provision for excepted credit loss has been provided on these financial assets other than as detailed below.

## Notes to the Standalone Financial Statements

for the year ended March 31, 2024

(All amounts in ₹ Crores, unless otherwise stated)

Loss allowance for the following financial assets have been recognised by the Company:

	Note No.	As at March 31, 2024	As at March 31, 2023
Loans - current	6	2.74	2.74
Trade receivables	10	1.79	2.64
		<b>4.53</b>	<b>5.38</b>

### Movement of loss allowance :

	Loans (current and non current)	Trade receivables
<b>As at April 1, 2022</b>	<b>2.74</b>	<b>2.28</b>
Provided during the year	-	0.52
Reversed / utilised during the year	-	(0.16)
<b>As at March 31, 2023</b>	<b>2.74</b>	<b>2.64</b>
Provided during the year	-	-
Reversed / utilised during the year	-	(0.85)
<b>As at March 31, 2024</b>	<b>2.74</b>	<b>1.79</b>

Other than financial assets mentioned above, none of the Company's financial assets are impaired, as there are no indications that defaults in payments obligation would occur.

### 38.3.3 Liquidity Risk Management

Liquidity risk is the risk of non-availability of financial facilities available to the Company to meet its financial obligations. The Company's objective is to maintain a balance between continuity of funding and flexibility through the use of money market instruments, bank overdrafts, bank loans, debentures and other types of facilities. The liquidity management is governed by the Board approved liquidity management policy. Any deviation from the policy has to be approved by the Treasury Management comprising of Chairman and Managing Director, Chief Financial Officer and Treasury Head. The Company assesses the concentration of risk with respect to refinancing its debt, guarantee given and funding of its capital expenditure according to needs of the future. The Company manages its liquidity by holding appropriate volumes of liquid assets which are available for its disposal on T +1 basis and by maintaining open credit lines with banks.

The Company has secured bank loans that contain loan covenants. A future breach of any covenants may require the Company to repay the loans earlier than their original payment date. These covenants are monitored by the treasury department and regularly reported to management to ensure compliance with the agreement.

The Company also participates in a supply chain financing arrangement (SCF) with the principal purpose of facilitating efficient payment processing of supplier invoices. The SCF allows the Company to centralise payments of trade payables to the bank rather than paying each supplier individually. While the SCF does not extend payment terms beyond the normal terms agreed with other suppliers that are not participating, the programme assists in making cash outflows more predictable. Also refer note 18.

Also refer note 10 for receivables purchase agreements entered into by the Company as a part of its liquidity risk management policy.

## Notes to the Standalone Financial Statements

for the year ended March 31, 2024

(All amounts in ₹ Crores, unless otherwise stated)

The table below analyze the Company's financial liabilities into relevant maturity profiles based on their contractual maturities:

As at March 31, 2024	Less than 1 year	More than 1 year and upto 5 years	More than 5 years	Total
Borrowings*	2,087.18	1,475.89	437.88	4,000.95
Lease Liabilities**	34.96	81.42	35.32	151.70
Trade payables	1,567.81	-	-	1,567.81
Derivative Liabilities	5.72	0.80	-	6.52
Other financial liabilities	398.84	-	-	398.84
	<b>4,094.51</b>	<b>1,558.11</b>	<b>473.20</b>	<b>6,125.82</b>

As at March 31, 2023	Less than 1 year	More than 1 year and upto 5 years	More than 5 years	Total
Borrowings*	1,400.94	1,849.34	-	3,250.28
Lease Liabilities**	34.38	92.89	44.75	172.02
Trade payables	1,649.17	-	-	1,649.17
Derivative Liabilities	41.46	26.24	-	67.70
Other financial liabilities	341.53	159.47	-	501.00
	<b>3,467.48</b>	<b>2,127.94</b>	<b>44.75</b>	<b>5,640.17</b>

\* Includes current maturity of non-current borrowings and future cash outflow towards estimated interest on non-current borrowings

\*\* Includes future cash outflow towards estimated interest on lease liabilities.

### 39 Contract balances

The following table provides information about contract liabilities from contracts with customers:

Contract liability	Year ended March 31, 2024	Year ended March 31, 2023
Opening balance	40.37	23.85
Revenue recognised that was included in the contract liability balance at the beginning of the period	(40.37)	(23.85)
Increase due to cash received, excluding the amount recognised as revenue during the period	23.21	40.37
<b>Closing balance</b>	<b>23.21</b>	<b>40.37</b>

## Notes to the Standalone Financial Statements

for the year ended March 31, 2024

(All amounts in ₹ Crores, unless otherwise stated)

### 40 ADDITIONAL DISCLOSURES

#### (a) RESEARCH AND DEVELOPMENT EXPENDITURE

The details of research and development expenditure of ₹ 146.41 Crores (Previous year: ₹ 129.31 Crores) included in these financial statements are as under:

	Year ended March 31, 2024	Year ended March 31, 2023
Capital expenditure	20.46	7.22
Revenue expenditure	125.95	122.09
	<b>146.41</b>	<b>129.31</b>

The details of revenue expenditure incurred on research and development is as below:

	Year ended March 31, 2024	Year ended March 31, 2023
Cost of material consumed	0.74	3.31
Salaries and wages, including bonus	56.21	51.23
Contribution to provident and other funds	3.74	3.21
Workmen and staff welfare expenses	4.60	8.92
Stores and spares consumed	5.61	3.66
Power and fuel	10.41	12.45
Rent	1.32	0.09
Repairs and maintenance		
- Buildings	0.08	0.01
- Plant and machinery	12.39	12.68
- Others	2.05	0.96
Insurance	1.10	1.06
Rates and taxes	0.04	0.08
Travelling and conveyance	2.36	1.58
Legal and professional charges	5.34	3.47
Depreciation and amortisation expense	14.56	14.19
Interest cost	^	0.07
Miscellaneous expenses	5.40	5.12
	<b>125.95</b>	<b>122.09</b>

^ Absolute ₹ 19,704

## Notes to the Standalone Financial Statements

for the year ended March 31, 2024

(All amounts in ₹ Crores, unless otherwise stated)

### (b) MANAGERIAL REMUNERATION

	Year ended March 31, 2024	Year ended March 31, 2023
<b>(i) (a) Remuneration to Chairman &amp; Managing Director/ Joint Managing Director/ Whole time Directors</b>		
Salary and contribution to provident and other funds	22.40	25.02
Value of perquisites	2.08	2.18
Commission	16.00	16.00
<b>SUB-TOTAL</b>	<b>40.48</b>	<b>43.20</b>
<b>(b) Remuneration to Non Executive Directors</b>		
Commission	1.26	1.16
Directors' sitting fees	0.21	0.27
<b>SUB-TOTAL</b>	<b>1.47</b>	<b>1.43</b>
<b>TOTAL</b>	<b>41.95</b>	<b>44.63</b>

### ii) Computation of managerial remuneration in accordance with section 197 of the Companies Act, 2013

	Year ended March 31, 2024	Year ended March 31, 2023
Profit before taxation	1,717.88	2,655.86
Add: Managerial remuneration including commission	41.95	44.63
Add: Amounts specified under section 198(2)	3.42	4.06
Less: Amounts specified under section 198(5)	15.80	42.73
<b>Profit as per section 197 of the Companies Act, 2013</b>	<b>1,747.45</b>	<b>2,661.82</b>
Maximum remuneration as commission and/ or salary including perquisites @ 10% of net profit of ₹ 1,747.45 crores (Previous year: ₹ 2,661.82 crores) which can be paid to Managing Directors/ Whole time Directors under section 197 of the 2013 Act	174.75	266.18
<b>Remuneration paid/ payable to Managing Directors / Whole Time Directors</b>	<b>40.48</b>	<b>43.20</b>
Maximum remuneration payable to Non-Executive Directors @ 1% of net profit of ₹ 1,747.45 crores (Previous year: ₹ 2,661.82 crores) under section 197 of the 2013 Act	17.47	26.62
<b>Remuneration paid/ payable to Non-Executive Directors</b>	<b>1.47</b>	<b>1.43</b>

(c) The Company has elected to continue the policy adopted for accounting for exchange differences arising from translation of long-term foreign currency monetary items as described in Para D13 AA of Ind AS 101. Accordingly, exchange loss/ (gain) arising on all long term monetary items financed or re-financed on or before March 31, 2016 relating to acquisition of following depreciable assets are added to/ adjusted from the cost of such assets/ capital work in progress and will be depreciated over the balance useful life of such assets.

## Notes to the Standalone Financial Statements

for the year ended March 31, 2024

(All amounts in ₹ Crores, unless otherwise stated)

Exchange loss/ (gain) added/ (adjusted)	Year ended March 31, 2024	Year ended March 31, 2023
<b>Property, plant and equipment</b>		
- Plant and equipment	1.15	10.53
	<b>1.15</b>	<b>10.53</b>

The cumulative exchange loss/ (gain) added/ (adjusted) and remaining unamortised as at March 31, 2024 is ₹ 110.84 Crores (Previous year: ₹ 120.43 Crores).

(d) Disclosures pursuant to section 186(4) of the Companies Act, 2013 and regulations 34(3) and 53(f) of SEBI (Listing Obligations and Disclosure Requirements) Regulations 2015, as applicable:

(i) Details of guarantees:

Nature of Guarantees	Purpose
Refer note 31 (d) above	To secure the financial facilities sanctioned to subsidiaries by banks and other companies.

(ii) Details of investments:

Nature of Investments	Purpose
Refer note 5.1 above	Investment in wholly owned subsidiaries.

(iii) Details of unsecured loans given:

Particulars of loans	Terms	As at March 31, 2024	As at March 31, 2023
<b>SRF Global BV (denominated in USD) - given for repayment of existing borrowings and general corporate purpose</b>	Principal amount repayable in March 2025 (Previous year: Principal amount repayable in March 2025).  Interest on a floating rate basis payable quarterly. The effective yield is in compliance with Section 186 of the Companies Act, 2013.		
As at the beginning of the year		246.63	397.58
Given during the year		-	-
Received back during the year		-	(181.69)
Foreign currency exchange fluctuation gain / (loss)		3.52	30.74
As at end of the year		250.15	246.63
Maximum balance outstanding		250.15	397.58

## Notes to the Standalone Financial Statements

for the year ended March 31, 2024

(All amounts in ₹ Crores, unless otherwise stated)

Particulars of loans	Terms	As at March 31, 2024	As at March 31, 2023
<b>SRF Global BV (denominated in EUR) - given for repayment of existing borrowings</b>	Nil (Previous year: Principal amount repayable in June 2023). Interest on a fixed rate basis, payable annually. The effective yield is in compliance with Section 186 of the Companies Act, 2013.		
As at the beginning of the year		178.77	168.14
Given during the year		-	-
Received back during the year		(202.77)	-
Foreign currency exchange fluctuation gain / (loss)		24.00	10.63
As at end of the year		-	178.77
Maximum balance outstanding		202.77	178.77
<b>SRF Altech Limited (denominated in INR) - given for general purpose and capital expenditure</b>	Principal and interest is repayable on demand. Interest rate is 7.48%.to 8.05% (Previous year: Interest rate is 6.00% to 7.48%)		
As at the beginning of the year		54.96	-
Given during the year		365.04	278.16
Received back during the year		(360.00)	(223.20)
As at end of the year		60.00	54.96
Maximum balance outstanding		195.00	147.16

(e) The Company has established a comprehensive system of maintenance of information and documents as required by transfer pricing legislation under section 92D for its international transactions as well as specified domestic transactions. Based on the transfer pricing regulations/ policy, the transfer pricing study for the year ended March 31, 2024 is to be conducted on or before due date of the filing of return and the Company will further update above information and records based on the same and expects these to be in existence latest by that date. Management believes that all the above transactions are at arm's length price and the aforesaid legislations will not have material impact on the financial statements, particularly on the amount of tax expense and provision for taxation.

## Notes to the Standalone Financial Statements

for the year ended March 31, 2024

(All amounts in ₹ Crores, unless otherwise stated)

### (f) Disclosure on corporate social responsibility expense:

	Year ended March 31, 2024	Year ended March 31, 2023
(i) Prescribed CSR expenditure as per Section 135 of the Companies Act, 2013	41.04	28.56
(ii) Amount approved by the Board to be spent during the year	41.04	28.56
(iii) (a) Actual amount spent during the year on construction / acquisition of an asset	13.24	11.35
(iii) (b) Actual amount spent during the year on purposes other than construction / acquisition of an asset	18.27	17.28
(iv) Amount unspent during the year	9.51	-
(v) Details of expenditure:		
- In respect of ongoing projects :		
a) Amount required to be spent during the year	21.69	-
b) Actual amount spent during the year from Company's bank account	12.18	-
c) Remaining unpaid at the end of the year with the Company *	9.51	-
- In respect of other than ongoing projects:		
a) Amount required to be spent during the year	19.35	28.63
b) Actual amount spent during the year from Company's bank account	19.33 ^	28.63
(vi) Nature of CSR activities	School education, promotion of healthcare, olympic sports and art and cultural projects, vocational skills and livelihood projects, disaster management, environment project and other CSR projects, etc.	
(vii) Details of related party transactions (Refer Note no 32.2)	25.70	28.23

\* Consequent to the Companies (Corporate Social Responsibility Policy) Amendment Rules, 2021, the unspent amount has been subsequently deposited in a "Unspent CSR Account".

^ Out of ₹ 0.07 crore excess CSR spent during the previous year, an amount of ₹ 0.02 crore have been utilised in current financial year.

(g) In December 2023, the operations of Technical Textile Business plant, located in Manali Industrial Area, Chennai, Tamil Nadu, were disrupted due to cyclone with flooding and waterlogging in the plant premises. This incident led to damage of certain items of Property, Plant and Equipment and Inventory. Plant operations were resumed in a phased manner by February 2024. The Company is covered under its insurance policy on a 'Reinstatement Value basis' against the estimated losses. Based on the current best estimates of the management, expected loss has been considered in these standalone financial statements under the respective heads (net of claim recoverable) as below:

## Notes to the Standalone Financial Statements

for the year ended March 31, 2024

(All amounts in ₹ Crores, unless otherwise stated)

	Year ended March 31, 2024
Loss of inventories and property, plant and equipment recognised	38.84
Repair and restoration expenses incurred till March 31, 2024	16.56
	<b>55.40</b>
Related insurance claim (excluding adjustment of deductible)	<b>51.40</b>

The Company is in the process of replacement / reinstatement of assets and accordingly, any additional cost towards further repair and maintenance, replacement of items of property, plant and equipment, other incidental costs and adjustment from change in estimates (including for insurance claim receivable from insurer) would be considered in the period of incurrence / change.

### (h) OTHER STATUTORY INFORMATION

(i) Analytical ratios:

Particulars	Year ended March 31, 2024	Year ended March 31, 2023	% change	Reason for change, wherever more than 25%
(i) Current ratio (Total current assets / Total current liabilities)	1.23	1.44	(14.02)%	Not applicable
(ii) Debt-equity ratio (Total debt including lease liabilities / Total equity)	0.35	0.34	3.58%	Not applicable
(iii) Debt service coverage ratio [(Earnings before depreciation, interest and tax - current tax) / (Gross interest and lease payments + scheduled principal repayment of long term debts)]	3.34	3.09	8.14%	Not applicable
(iv) Return on equity ratio (Profit after tax / Average equity)	13.90%	23.98%	(42.02)%	Profitability during the year was lower than last year, impacting the ratio
(v) Inventory turnover ratio (Sale of products / Average inventory)	5.64	6.56	(14.09)%	Not applicable
(vi) Trade receivables turnover ratio (Sale of products / Average trade receivables)	7.10	8.47	(16.13)%	Not applicable
(vii) Trade payables turnover ratio (Purchases of raw materials / Average trade payables)	3.20	3.71	(13.75)%	Not applicable
(viii) Net capital turnover ratio (Sale of products / Working capital)	11.15	7.77	43.42%	Better management of working capital during the current financial year

## Notes to the Standalone Financial Statements

for the year ended March 31, 2024

(All amounts in ₹ Crores, unless otherwise stated)

Particulars	Year ended March 31, 2024	Year ended March 31, 2023	% change	Reason for change, wherever more than 25%
(ix) Net profit ratio (Profit after tax / Total revenue from operations including other operating income)	12.74%	16.76%	(23.99)%	Not applicable
(x) Return on capital employed [Earnings before interest and tax / (Total equity - other intangible assets - goodwill + total debt + deferred tax liability)]	13.02%	21.68%	(39.95)%	Current year profitability was lower. Also capital expenditure made during the year led to higher capital employed, impacting the ratio
(xi) Return on investment * (Income generated from investments / Weighted average investments)	7.45%	6.02%	23.73%	Not applicable

\* Mutual funds, bonds and debentures are considered for the purpose of computing return on investment.

(ii) There are no title deeds of immovable property which are not held in name of the Company.

(iii) The Company does not have any transactions with companies which are struck off, except the following:

Name of the struck off company	Nature of transactions with struck off company	Balance outstanding as at March 31, 2024	Balance outstanding as at March 31, 2023	Relationship with the struck off company, if any
Jyotsna Engineers & Consultants Private Limited	Advance given	^	^	Vendor
Krishna Freeze Private Limited	Advance received	0.02	0.02	Customer
Perfect Refcon & Tools Private Limited	Advance received	0.01	0.01	Customer
Shree Krishna Well Pack Private Limited**	Payables	-	0.03	Vendor
Shakun and Company Services Private Limited**	Advance given	-	*	Vendor
Crownstar Industries Private Limited	Payables	0.01	-	Vendor

^ Amount in absolute ₹ 2,000 (Previous year: ₹ 2,000)

\* Amount in absolute ₹ 618

\*\* Restored during the current year

(iv) The Company does not have any benami property, where any proceeding has been initiated or pending against the Company for holding any benami property.

(v) The Company is not declared a wilful defaulter by any bank or financial institution or any other lender.

## Notes to the Standalone Financial Statements

for the year ended March 31, 2024

(All amounts in ₹ Crores, unless otherwise stated)

- (vi) The Company does not have any charges or satisfaction which is yet to be registered with ROC beyond the statutory period.
- (vii) The Company has complied with the number of layers prescribed under section 2(87) of the Companies Act, 2013 read with Companies (Restriction on number of Layers) Rules, 2017.
- (viii) There are no funds which have been advanced or loaned or invested (either from borrowed funds or share premium or any other sources or kind of funds) by the Company to or in any other persons or entities, including foreign entities ("Intermediaries"), with the understanding, whether recorded in writing or otherwise, that the Intermediary shall:
  - a) directly or indirectly lend or invest in other persons or entities identified in any manner whatsoever by or on behalf of the Company ("Ultimate Beneficiaries") or
  - b) provide any guarantee, security or the like on behalf of the Ultimate Beneficiaries.
- (ix) There are no funds which have been received by the Company from any persons or entities, including foreign entities ("Funding Parties"), with the understanding, whether recorded in writing or otherwise, that the Company shall:
  - a) directly or indirectly, lend or invest in other persons or entities identified in any manner whatsoever by or on behalf of the Funding Party ("Ultimate Beneficiaries") or
  - b) provide any guarantee, security or the like on behalf of the Ultimate Beneficiaries.
- (x) The Company does not have any such transaction which is not recorded in the books of accounts that has been surrendered or disclosed as income during the year in the tax assessments under the Income Tax Act, 1961 (such as, search or survey or any other relevant provisions of the Income Tax Act, 1961).
- (xi) The Company has not traded or invested in crypto currency or virtual currency during the financial year.
- (xii) The Company has not entered into any scheme of arrangement which has an accounting impact on current or previous financial year.

As per our report of even date attached

For **B S R & Co. LLP**  
Chartered Accountants  
ICAI Firm registration no. 101248W/W-100022

**Kaushal Kishore**  
Partner  
Membership No.: 090075

Place: Gurugram  
Date : May 07, 2024

For and on behalf of the Board of Directors

**Ashish Bharat Ram** Chairman and Managing Director  
DIN - 00671567

**Kartik Bharat Ram** Joint Managing Director  
DIN - 00008557

**Raj Kumar Jain** Director  
DIN - 01741527

**Rahul Jain**  
President & CFO

Place: Gurugram  
Date : May 07, 2024

**Rajat Lakhnopal**  
Senior Vice President  
(Corporate Compliance)  
and Company Secretary

# Independent Auditor's Report

## To the Members of SRF Limited

### Report on the Audit of the Consolidated Financial Statements

#### Opinion

We have audited the consolidated financial statements of SRF Limited (hereinafter referred to as the "Holding Company") and its subsidiaries (Holding Company and its subsidiaries together referred to as "the Group"), which comprise the consolidated balance sheet as at 31 March 2024, and the consolidated statement of profit and loss (including other comprehensive income), consolidated statement of changes in equity and consolidated statement of cash flows for the year then ended, and notes to the consolidated financial statements, including material accounting policies and other explanatory information (hereinafter referred to as "the consolidated financial statements").

In our opinion and to the best of our information and according to the explanations given to us, and based on the consideration of reports of other auditors on separate financial statements of such subsidiaries as were audited by the other auditors, the aforesaid consolidated financial statements give the information required by the Companies Act, 2013 ("Act") in the manner so required and give a true and fair view in conformity with the accounting principles generally accepted in India, of the consolidated state of affairs of the Group as at 31 March 2024, of its consolidated profit and other comprehensive income, consolidated changes in equity and consolidated cash flows for the year then ended.

#### Basis for Opinion

We conducted our audit in accordance with the Standards on Auditing (SAs) specified under Section 143(10) of the Act. Our responsibilities under those SAs are further described in the Auditor's Responsibilities for the Audit of the Consolidated Financial Statements section of our report. We are independent of the Group in accordance with the ethical requirements that are relevant to our audit of the consolidated financial statements in terms of the Code of Ethics issued by the Institute of Chartered Accountants of India and the relevant provisions of the Act, and we have fulfilled our other ethical responsibilities in accordance with these requirements. We believe that the audit evidence obtained by us along with the consideration of reports of the other auditors referred to in paragraph (a) of the "Other Matters" section below, is sufficient and appropriate to provide a basis for our opinion on the consolidated financial statements.

#### Key Audit Matters

Key audit matters are those matters that, in our professional judgment and based on the consideration of reports of other auditors on separate financial statements of components audited by them, were of most significance in our audit of the consolidated financial statements of the current period. These matters were addressed in the context of our audit of the consolidated financial statements as a whole, and in forming our opinion thereon, and we do not provide a separate opinion on these matters.

#### 1. Accounting for derivatives

##### See Note 39 to consolidated financial statements

###### Key audit matter

The Group uses derivative financial instruments to mitigate foreign currency risk primarily through foreign currency forward exchange contracts. Further, the Group uses hedge relationship designation as per criteria set out in relevant Indian accounting standards. Accounting thereof, including assessment of hedge effectiveness, and related presentation and disclosures of these transactions require significant judgement. Given the significant level of judgement and estimation involved and the quantitative significance, we have determined this to be a key audit matter.

###### How the matter was addressed in our audit

In view of the significance of the matter, we applied the following audit procedures in this area, among others, to obtain sufficient appropriate audit evidence:

- Tested the design, implementation and operating effectiveness of controls over the Group's treasury and other related functions which directly impact the relevant account balances and transactions, including hedge accounting.
- For selected samples via statistical sampling, obtained external confirmations from counterparties of the year end positions as well as agreed to original agreements analyzing critical terms, such as nominal amount, maturity, and underlying, of the hedging instrument and the hedged item to assess they are closely aligned.
- Performed sample tests of valuation and accounting of these transactions. In doing so we have involved valuation specialists to assist us in carrying out aforesaid procedure, as considered necessary.
- Assessed the adequacy of disclosures in the financial statements in respect of both non- derivative and derivative financial instruments.

#### 2. Assessment of uncertain tax position on taxability of income from sale of Carbon emission reduction ("CER") certificates

##### See Note 30 to consolidated financial statements

###### Key audit matter

The Holding Company has an uncertain tax position with regard to taxability of income from sale of Carbon Emission Reduction (CER) certificates related to certain past years. Assessment of such positions involves significant judgement based on a number of factors, including, interpretation of tax laws, status of assessment of each year by income- tax authorities, evaluation of company- specific orders, and judicial precedents.

###### How the matter was addressed in our audit

In view of the significance of the matter, we applied the following audit procedures, among others, to obtain sufficient appropriate audit evidence:

- Tested the design, implementation and operating effectiveness of controls over analysis of uncertain tax position and measuring tax benefits.
- Obtained status of litigations for relevant assessment years where this uncertain tax position has been identified and management assessment on such tax positions.
- Evaluated, with the assistance of specialists, Holding Company's uncertain tax position by performing the following:
  - Identifying key judgements underlying uncertain tax position.
  - Evaluating relevant factors taken into consideration by the Holding Company in its probability assessment of uncertain tax position, including status of different assessment years, position taken by tax authorities in company-specific tax assessments and industry precedents.
  - Evaluating Holding Company's method of measuring the amount of reversal of provision for tax, including underlying data and past tax filings.
  - Based on the above, evaluating whether Holding Company's assessment of tax uncertainties and resulting conclusions are consistent with our assessment, after taking into consideration current facts and circumstances.

Given the significant level of judgement involved and the quantitative significance, we have determined this to be a key audit matter.



## Other Information

The Holding Company's Management and Board of Directors are responsible for the other information. The other information comprises the information included in the Holding Company's annual report, but does not include the financial statements and auditor's report thereon.

Our opinion on the consolidated financial statements does not cover the other information and we do not express any form of assurance conclusion thereon.

In connection with our audit of the consolidated financial statements, our responsibility is to read the other information and, in doing so, consider whether the other information is materially inconsistent with the consolidated financial statements or our knowledge obtained in the audit or otherwise appears to be materially misstated. If, based on the work we have performed and based on the audit reports of other auditors, we conclude that there is a material misstatement of this other information, we are required to report that fact. We have nothing to report in this regard.

## Management's and Board of Directors' Responsibilities for the Consolidated Financial Statements

The Holding Company's Management and Board of Directors are responsible for the preparation and presentation of these consolidated financial statements in term of the requirements of the Act that give a true and fair view of the consolidated state of affairs, consolidated profit/ loss and other comprehensive income/ loss, consolidated statement of changes in equity and consolidated cash flows of the Group in accordance with the accounting principles generally accepted in India, including the Indian Accounting Standards (Ind AS) specified under Section 133 of the Act. The respective Management and Board of Directors of the companies/ entity included in the Group are responsible for maintenance of adequate accounting records in accordance with the provisions of the Act for safeguarding the assets of each company/entity and for preventing and detecting frauds and other irregularities; the selection and application of appropriate accounting policies; making judgments and estimates that are reasonable and prudent; and the design, implementation and maintenance of adequate internal financial controls, that were operating effectively for ensuring the accuracy and completeness of the accounting records, relevant to the preparation and presentation of the

consolidated financial statements that give a true and fair view and are free from material misstatement, whether due to fraud or error, which have been used for the purpose of preparation of the consolidated financial statements by the Management and Board of Directors of the Holding Company, as aforesaid.

In preparing the consolidated financial statements, the respective Management and Board of Directors of the companies/entity included in the Group are responsible for assessing the ability of each company/entity to continue as a going concern, disclosing, as applicable, matters related to going concern and using the going concern basis of accounting unless the respective Board of Directors/Trustees either intends to liquidate the Company/Entity or to cease operations, or has no realistic alternative but to do so.

The respective Board of Directors of the companies/entity included in the Group are responsible for overseeing the financial reporting process of each company/entity.

## Auditor's Responsibilities for the Audit of the Consolidated Financial Statements

Our objectives are to obtain reasonable assurance about whether the consolidated financial statements as a whole are free from material misstatement, whether due to fraud or error, and to issue an auditor's report that includes our opinion. Reasonable assurance is a high level of assurance, but is not a guarantee that an audit conducted in accordance with SAs will always detect a material misstatement when it exists. Misstatements can arise from fraud or error and are considered material if, individually or in the aggregate, they could reasonably be expected to influence the economic decisions of users taken on the basis of these consolidated financial statements.

As part of an audit in accordance with SAs, we exercise professional judgment and maintain professional skepticism throughout the audit. We also:

- Identify and assess the risks of material misstatement of the consolidated financial statements, whether due to fraud or error, design and perform audit procedures responsive to those risks, and obtain audit evidence that is sufficient and appropriate to provide a basis for our opinion. The risk of not detecting a material misstatement resulting from fraud is higher than for one resulting from error, as fraud may involve collusion, forgery, intentional omissions, misrepresentations, or the override of internal control.

- Obtain an understanding of internal control relevant to the audit in order to design audit procedures that are appropriate in the circumstances. Under Section 143(3)(i) of the Act, we are also responsible for expressing our opinion on whether the company has adequate internal financial controls with reference to financial statements in place and the operating effectiveness of such controls.
- Evaluate the appropriateness of accounting policies used and the reasonableness of accounting estimates and related disclosures made by the Management and Board of Directors.
- Conclude on the appropriateness of the Management and Board of Directors use of the going concern basis of accounting in preparation of consolidated financial statements and, based on the audit evidence obtained, whether a material uncertainty exists related to events or conditions that may cast significant doubt on the appropriateness of this assumption. If we conclude that a material uncertainty exists, we are required to draw attention in our auditor's report to the related disclosures in the consolidated financial statements or, if such disclosures are inadequate, to modify our opinion. Our conclusions are based on the audit evidence obtained up to the date of our auditor's report. However, future events or conditions may cause the Group to cease to continue as a going concern.
- Evaluate the overall presentation, structure and content of the consolidated financial statements, including the disclosures, and whether the consolidated financial statements represent the underlying transactions and events in a manner that achieves fair presentation.
- Obtain sufficient appropriate audit evidence regarding the financial statements of such entities or business activities within the Group to express an opinion on the consolidated financial statements. We are responsible for the direction, supervision and performance of the audit of the financial statements of such entities included in the consolidated financial statements of which we are the independent auditors. For the other entities included in the consolidated financial statements, which have been audited by other auditors, such other auditors remain responsible for the direction, supervision and performance of the audits carried out by them. We remain solely responsible for our audit opinion.

Our responsibilities in this regard are further described in paragraph (a) of the section titled "Other Matters" in this audit report.

We communicate with those charged with governance of the Holding Company and such other entities included in the consolidated financial statements of which we are the independent auditors regarding, among other matters, the planned scope and timing of the audit and significant audit findings, including any significant deficiencies in internal control that we identify during our audit.

We also provide those charged with governance with a statement that we have complied with relevant ethical requirements regarding independence, and to communicate with them all relationships and other matters that may reasonably be thought to bear on our independence, and where applicable, related safeguards.

From the matters communicated with those charged with governance, we determine those matters that were of most significance in the audit of the consolidated financial statements of the current period and are therefore the key audit matters. We describe these matters in our auditor's report unless law or regulation precludes public disclosure about the matter or when, in extremely rare circumstances, we determine that a matter should not be communicated in our report because the adverse consequences of doing so would reasonably be expected to outweigh the public interest benefits of such communication.

## Other Matters

- We did not audit the financial statements of seven subsidiaries, whose financial statements reflect total assets (before consolidation adjustments) of ₹ 3,824.35 crores as at 31 March 2024, total revenues (before consolidation adjustments) of ₹ 2,508.31 crores and net cash outflows (before consolidation adjustments) amounting to ₹ 46.05 crores for the year ended on that date, as considered in the consolidated financial statements. These financial statements have been audited by other auditors whose reports have been furnished to us by the Management and our opinion on the consolidated financial statements, in so far as it relates to the amounts and disclosures included in respect of these subsidiaries, and our report in terms of sub-section (3) of Section 143 of the Act, in so far as it relates to the aforesaid subsidiaries is based solely on the reports of the other auditors.

Certain of these subsidiaries are located outside India whose financial statements and other financial information have been prepared in accordance with accounting principles generally accepted in their respective countries and which have been audited by other auditors under generally accepted auditing standards applicable in their respective countries. The Holding Company's management has converted the financial statements of such subsidiaries located outside India from accounting principles generally accepted in their respective countries to accounting principles generally accepted in India. We have audited these conversion adjustments made by the Holding Company's management. Our opinion in so far as it relates to the balances and affairs of such subsidiaries located outside India is based on the reports of other auditors and the conversion adjustments prepared by the management of the Holding Company and audited by us.

- b. Our opinion on the consolidated financial statements, and our report on Other Legal and Regulatory Requirements below, is not modified in respect of the above matters with respect to our reliance on the work done and the reports of the other auditors.

### Report on Other Legal and Regulatory Requirements

1. As required by the Companies (Auditor's Report) Order, 2020 ("the Order") issued by the Central Government of India in terms of Section 143(11) of the Act, we give in the "Annexure A" a statement on the matters specified in paragraphs 3 and 4 of the Order, to the extent applicable.
- 2 A. As required by Section 143(3) of the Act, based on our audit and on the consideration of reports of the other auditors on separate financial statements of such subsidiaries, as were audited by other auditors, as noted in the "Other Matters" paragraph, we report, to the extent applicable, that:
  - a. We have sought and obtained all the information and explanations which to the best of our knowledge and belief were necessary for the purposes of our audit of the aforesaid consolidated financial statements.
  - b. In our opinion, proper books of account as required by law relating to preparation of the aforesaid consolidated financial statements

have been kept so far as it appears from our examination of those books and the reports of the other auditors except for the matter stated in the paragraph 2(B)(f) below on reporting under Rule 11(g) of the Companies (Audit and Auditors) Rules, 2014.

- c. The consolidated balance sheet, the consolidated statement of profit and loss (including other comprehensive income), the consolidated statement of changes in equity and the consolidated statement of cash flows dealt with by this Report are in agreement with the relevant books of account maintained for the purpose of preparation of the consolidated financial statements.
  - d. In our opinion, the aforesaid consolidated financial statements comply with the Ind AS specified under Section 133 of the Act.
  - e. On the basis of the written representations received from the directors of the Holding Company as on 31 March 2024 taken on record by the Board of Directors of the Holding Company and the reports of the statutory auditors of its subsidiary companies incorporated in India, none of the directors of the Group companies incorporated in India is disqualified as on 31 March 2024 from being appointed as a director in terms of Section 164(2) of the Act.
  - f. The modification relating to the maintenance of accounts and other matters connected therewith are as stated in the paragraph 2A(b) above on reporting under Section 143(3)(b) and paragraph 2B(f) below on reporting under Rule 11(g) of the Companies (Audit and Auditors) Rules, 2014.
  - g. With respect to the adequacy of the internal financial controls with reference to financial statements of the Holding Company and its subsidiary companies incorporated in India and the operating effectiveness of such controls, refer to our separate Report in "Annexure B".
- B. With respect to the other matters to be included in the Auditor's Report in accordance with Rule 11 of the Companies (Audit and Auditors) Rules,

2014, in our opinion and to the best of our information and according to the explanations given to us and based on the consideration of the reports of the other auditors on separate financial statements of the subsidiaries, as noted in the "Other Matters" paragraph:

- a. The consolidated financial statements disclose the impact of pending litigations as at 31 March 2024 on the consolidated financial position of the Group. Refer Note 32 to the consolidated financial statements.
- b. Provision has been made in the consolidated financial statements, as required under the applicable law or Ind AS, for material foreseeable losses, on long-term contracts including derivative contracts. Refer Note 39 to the consolidated financial statements in respect of such items as it relates to the Group.
- c. There has been no delay in transferring amounts to the Investor Education and Protection Fund by the Holding Company during the year ended 31 March 2024. There are no amounts which are required to be transferred to the Investor Education and Protection Fund by subsidiary companies incorporated in India during the year ended 31 March 2024.
- d. (i) The respective management of the Holding Company and its subsidiary companies incorporated in India whose financial statements have been audited under the Act have represented to us and the other auditor of such subsidiary company that, to the best of its knowledge and belief, as disclosed in the Note 44(g)(i) to the consolidated financial statements, no funds have been advanced or loaned or invested (either from borrowed funds or share premium or any other sources or kind of funds) by the Holding Company or any of such subsidiaries to or in any other person(s) or entity(ies), including foreign entities ("Intermediaries"), with the understanding, whether recorded in writing or otherwise, that the Intermediary shall directly or indirectly lend or invest in other persons or entities identified in any

manner whatsoever by or on behalf of the Holding Company or any of such subsidiaries ("Ultimate Beneficiaries") or provide any guarantee, security or the like on behalf of the Ultimate Beneficiaries.

- (ii) The respective management of the Holding Company and its subsidiary companies incorporated in India whose financial statements have been audited under the Act have represented to us and the other auditor of such subsidiary company that, to the best of its knowledge and belief, as disclosed in the Note 44(g)(ii) to the consolidated financial statements, no funds have been received by the Holding Company or any of such subsidiaries from any person(s) or entity(ies), including foreign entities ("Funding Parties"), with the understanding, whether recorded in writing or otherwise, that the Holding Company or any of such subsidiaries shall directly or indirectly, lend or invest in other persons or entities identified in any manner whatsoever by or on behalf of the Funding Parties ("Ultimate Beneficiaries") or provide any guarantee, security or the like on behalf of the Ultimate Beneficiaries.
  - (iii) Based on the audit procedure that have been considered reasonable and appropriate in the circumstances performed by us and that performed by the auditor of the subsidiary company incorporated in India whose financial statements have been audited under the Act, nothing has come to our or other auditor's notice that has caused us or the other auditor to believe that the representations under sub-clause (i) and (ii) of Rule 11(e), as provided under (i) and (ii) above, contain any material misstatement.
- e. The interim dividend declared and paid by the Holding Company during the year and until the date of this audit report is in accordance with Section 123 of the Act.

f. Based on our examination which included test checks and that performed by the respective auditor of a subsidiary company which is a Company incorporated in India whose financial statements have been audited under the Act by another auditor, except for the instances mentioned below, the Holding Company and its Indian subsidiary companies have used accounting softwares for maintaining its books of account, which have a feature of recording audit trail (edit log) facility and the same has operated throughout the year for all relevant transactions recorded in the respective softwares:

- (i) In respect of the Holding Company and its subsidiary companies incorporated in India, the feature of audit trail (edit log) facility was not enabled throughout the year in the accounting softwares used for maintaining the books of account relating to general ledger and other related records, for certain tables relating to areas, such as, inventory, purchase and payables and certain master tables. Further, the feature of recording audit trail (edit log) facility was not enabled for the period from 1 April 2023 to 11 April 2023 for certain tables relating to areas such as receivables, property plant and equipment, intangible assets, sale and purchase invoices, journal entries etc.
- (ii) In respect of the Holding Company and one subsidiary Company incorporated in India, the feature of audit trail (edit log) facility was not enabled throughout the year in the database layer of the software used for maintaining the books of account relating to payroll, to log any direct data changes. Further, the feature of audit trail (edit log) facility

was enabled at the application layer, however, due to limitations in the system configuration, we are unable to comment whether the audit trail feature operated throughout the year.

- (iii) In respect of the Holding Company and its subsidiary Companies incorporated in India, in case of the edit logs generated by the accounting softwares, only an authorised privileged user had rights to make direct changes to the edit log. However, the feature of audit trail (edit log) facility for recording any such changes was not enabled throughout the year, and hence, we are unable to determine whether any direct changes to the edit logs were made during the year.

For the periods where audit trail (edit log) facility was enabled and operated for the respective accounting softwares, we did not come across, subject to our comment in sub-paragraph (iii) above, any instance of the audit trail feature being tampered with.

- C. With respect to the matter to be included in the Auditor's Report under Section 197(16) of the Act: In our opinion and according to the information and explanations given to us and based on the report of the statutory auditor of such subsidiary company incorporated in India which was not audited by us, the remuneration paid during the current year by the Holding Company and its subsidiary companies to its directors is in accordance with the provisions of Section 197 of the Act. The remuneration paid/payable to any director by the Holding Company and its subsidiary companies is not in excess of the limit laid down under Section 197 of the Act. The Ministry of Corporate Affairs has not prescribed other details under Section 197(16) of the Act which are required to be commented upon by us.

For **B S R & Co. LLP**  
Chartered Accountants  
Firm's Registration No.:101248W/W-100022

**Kaushal Kishore**  
Partner  
Membership No.: 090075  
ICAI UDIN:24090075BKGTYO3884

Place: Gurugram  
Date: 07 May 2024

## **Annexure A** to the Independent Auditor's Report on the Consolidated Financial Statements of SRF Limited for the year ended 31 March 2024

(Referred to in paragraph 1 under 'Report on Other Legal and Regulatory Requirements' section of our report of even date)

In our opinion and according to the information and explanations given to us, there are no qualifications or adverse remarks by the respective auditors in the Companies (Auditor's Report) Order, 2020 reports of the companies incorporated in India and included in the consolidated financial statements.

For **B S R & Co. LLP**  
Chartered Accountants  
Firm's Registration No.:101248W/W-100022

**Kaushal Kishore**  
Partner  
Membership No.: 090075  
ICAI UDIN:24090075BKGTYO3884

Place: Gurugram  
Date: 07 May 2024

## Annexure B to the Independent Auditor's Report on the consolidated financial statements of SRF Limited for the year ended 31 March 2024

### Report on the internal financial controls with reference to the aforesaid consolidated financial statements under Clause (i) of Sub-section 3 of Section 143 of the Act

(Referred to in paragraph 2(A)(g) under 'Report on Other Legal and Regulatory Requirements' section of our report of even date)

#### Opinion

In conjunction with our audit of the consolidated financial statements of SRF Limited (hereinafter referred to as "the Holding Company") as of and for the year ended 31 March 2024, we have audited the internal financial controls with reference to financial statements of the Holding Company and such companies incorporated in India under the Act which are its subsidiary companies, as of that date.

In our opinion and based on the consideration of report of the other auditor on internal financial controls with reference to financial statements of subsidiary company, as was audited by the other auditor, the Holding Company and such companies incorporated in India which are its subsidiary companies, have, in all material respects, adequate internal financial controls with reference to financial statements and such internal financial controls were operating effectively as at 31 March 2024, based on the internal financial controls with reference to financial statements criteria established by such companies considering the essential components of such internal controls stated in the Guidance Note on Audit of Internal Financial Controls Over Financial Reporting issued by the Institute of Chartered Accountants of India (the "Guidance Note").

#### Management's and Board of Directors' Responsibilities for Internal Financial Controls

The respective Company's Management and the Board of Directors are responsible for establishing and maintaining internal financial controls based on the internal financial controls with reference

to financial statements criteria established by the respective Company considering the essential components of internal control stated in the Guidance Note. These responsibilities include the design, implementation and maintenance of adequate internal financial controls that were operating effectively for ensuring the orderly and efficient conduct of its business, including adherence to the respective company's policies, the safeguarding of its assets, the prevention and detection of frauds and errors, the accuracy and completeness of the accounting records, and the timely preparation of reliable financial information, as required under the Act.

#### Auditor's Responsibility

Our responsibility is to express an opinion on the internal financial controls with reference to financial statements based on our audit. We conducted our audit in accordance with the Guidance Note and the Standards on Auditing, prescribed under Section 143(10) of the Act, to the extent applicable to an audit of internal financial controls with reference to financial statements. Those Standards and the Guidance Note require that we comply with ethical requirements and plan and perform the audit to obtain reasonable assurance about whether adequate internal financial controls with reference to financial statements were established and maintained and if such controls operated effectively in all material respects.

Our audit involves performing procedures to obtain audit evidence about the adequacy of the internal financial controls with reference to financial statements and their operating effectiveness. Our audit of internal financial controls with reference to financial statements included obtaining an understanding of internal financial controls with reference to financial statements, assessing the risk that a material weakness exists, and testing and evaluating the design and operating effectiveness of internal control based on the assessed risk. The procedures selected depend on the auditor's judgement, including the

assessment of the risks of material misstatement of the consolidated financial statements, whether due to fraud or error.

We believe that the audit evidence we have obtained and the audit evidence obtained by the other auditor of the relevant subsidiary company in terms of their report referred to in the Other Matters paragraph below, is sufficient and appropriate to provide a basis for our audit opinion on the internal financial controls with reference to financial statements.

#### Meaning of Internal Financial Controls with Reference to Financial Statements

A company's internal financial controls with reference to financial statements is a process designed to provide reasonable assurance regarding the reliability of financial reporting and the preparation of financial statements for external purposes in accordance with Generally Accepted Accounting Principles (GAAP). A company's internal financial controls with reference to financial statements include those policies and procedures that (1) pertain to the maintenance of records that, in reasonable detail, accurately and fairly reflect the transactions and dispositions of the assets of the company; (2) provide reasonable assurance that transactions are recorded as necessary to permit preparation of financial statements in accordance with generally accepted accounting principles, and that receipts and expenditures of the company are being made only in accordance with authorisations of management and directors of the company; and (3)

provide reasonable assurance regarding prevention or timely detection of unauthorised acquisition, use, or disposition of the company's assets that could have a material effect on the financial statements.

#### Inherent Limitations of Internal Financial Controls with Reference to Financial Statements

Because of the inherent limitations of internal financial controls with reference to financial statements, including the possibility of collusion or improper management override of controls, material misstatements due to error or fraud may occur and not be detected. Also, projections of any evaluation of the internal financial controls with reference to financial statements to future periods are subject to the risk that the internal financial controls with reference to financial statements may become inadequate because of changes in conditions, or that the degree of compliance with the policies or procedures may deteriorate.

#### Other Matter

Our aforesaid report under Section 143(3)(i) of the Act on the adequacy and operating effectiveness of the internal financial controls with reference to financial statements in so far as it relates to one subsidiary company, which is a company incorporated in India, is based on the corresponding report of the auditor of such company incorporated in India.

Our opinion is not modified in respect of above matter.

For **B S R & Co. LLP**  
Chartered Accountants  
Firm's Registration No.:101248W/W-100022

**Kaushal Kishore**  
Partner

Membership No.: 090075  
ICAI UDIN:24090075BKGTYO3884

Place: Gurugram  
Date: 07 May 2024

## Consolidated Balance Sheet

as at March 31, 2024

(All amounts in ₹ Crores, unless otherwise stated)

Particulars	Note No.	As at March 31, 2024	As at March 31, 2023
<b>ASSETS</b>			
<b>Non-current assets</b>			
Property, plant and equipment	4	12,845.46	9,647.86
Right-of-use assets	41	276.64	287.21
Capital work-in-progress	4.1	805.33	2,405.54
Other intangible assets	5	119.52	114.73
Financial assets			
(i) Investments	6	121.12	4.16
(ii) Loans	7	50.04	44.82
(iii) Other financial assets	9	197.60	68.21
Deferred tax assets (net)	8	27.56	18.65
Other tax assets (net)	21	210.96	91.26
Other non-current assets	10	178.42	297.13
<b>Total non-current assets</b>		<b>14,832.65</b>	<b>12,979.57</b>
<b>Current assets</b>			
Inventories	11	2,326.47	2,274.29
Financial assets			
(i) Investments	6	405.58	490.05
(ii) Trade receivables	12	1,942.82	1,785.62
(iii) Cash and cash equivalents	13	399.33	607.98
(iv) Bank balances other than above	14	8.21	8.48
(v) Loans	7	13.09	11.02
(vi) Other financial assets	9	198.03	234.84
Other current assets	10	355.76	362.67
<b>Total current assets</b>		<b>5,649.29</b>	<b>5,774.95</b>
<b>TOTAL ASSETS</b>		<b>20,481.94</b>	<b>18,754.52</b>
<b>EQUITY AND LIABILITIES</b>			
<b>Equity</b>			
Equity share capital	15	297.44	297.44
Other equity	16	11,181.58	10,029.61
<b>Total equity</b>		<b>11,479.02</b>	<b>10,327.05</b>
<b>Liabilities</b>			
<b>Non-current liabilities</b>			
Financial liabilities			
(i) Borrowings	17	2,251.14	2,311.52
(ii) Lease liabilities	41	82.79	97.57
(iii) Other financial liabilities	20	0.80	159.47
Provisions	18	71.39	60.80
Deferred tax liabilities (net)	8	938.72	809.22
Other non-current liabilities	22	177.31	72.29
<b>Total non-current liabilities</b>		<b>3,522.15</b>	<b>3,510.87</b>

## Consolidated Balance Sheet (Contd.)

as at March 31, 2024

(All amounts in ₹ Crores, unless otherwise stated)

Particulars	Note No.	As at March 31, 2024	As at March 31, 2023
<b>Current liabilities</b>			
Financial liabilities			
(i) Borrowings	17	2,669.10	2,042.54
(ii) Lease liabilities	41	27.51	25.90
(iii) Trade payables	19		
a) Total outstanding dues of micro enterprises and small enterprises		84.57	67.79
b) Total outstanding dues of creditors other than micro enterprises and small enterprises		2,113.19	2,163.48
(iv) Other financial liabilities	20	467.42	485.56
Other current liabilities	22	93.61	108.79
Provisions	18	8.77	7.91
Current tax liabilities (Net)	21	16.60	14.63
<b>Total current liabilities</b>		<b>5,480.77</b>	<b>4,916.60</b>
<b>Total Liabilities</b>		<b>9,002.92</b>	<b>8,427.47</b>
<b>TOTAL EQUITY AND LIABILITIES</b>		<b>20,481.94</b>	<b>18,754.52</b>

**Summary of material accounting policies** 2-3  
**See accompanying notes to the consolidated financial statements** 4 to 44

As per our report of even date attached

For **B S R & Co. LLP**  
Chartered Accountants  
ICAI Firm registration no: 101248W/W-100022

For and on behalf of the Board of Directors

**Kaushal Kishore**  
Partner  
Membership No: 090075

**Ashish Bharat Ram**  
Chairman and  
Managing Director  
DIN - 00671567

**Kartik Bharat Ram**  
Joint Managing Director  
DIN - 00008557

**Raj Kumar Jain**  
Director  
DIN - 01741527

Place: Gurugram  
Date : May 07, 2024

**Rahul Jain**  
President & CFO  
  
Place: Gurugram  
Date : May 07, 2024

**Rajat Lakhanpal**  
Senior Vice President  
(Corporate Compliance)  
and Company Secretary

## Consolidated Statement of Profit and Loss

for the year ended March 31, 2024

(All amounts in ₹ Crores, unless otherwise stated)

Particulars	Note No.	Year ended March 31, 2024	Year ended March 31, 2023
<b>I</b> Revenue from operations	23	13,138.52	14,870.25
<b>II</b> Other income	24	83.02	74.93
<b>III Total Income (I + II)</b>		<b>13,221.54</b>	<b>14,945.18</b>
<b>IV Expenses</b>			
Cost of materials consumed	25.1	6,695.60	7,125.21
Purchases of stock-in-trade	25.2	118.56	277.22
Changes in inventories of finished goods, work-in-progress and stock-in-trade	25.3	(105.38)	(8.92)
Employee benefits expense	26	935.03	813.80
Finance costs	27	302.29	204.82
Depreciation and amortisation expense	28	672.62	575.32
Other expenses	29	2,910.60	3,133.74
<b>Total Expenses (IV)</b>		<b>11,529.32</b>	<b>12,121.19</b>
<b>V Profit before tax (III - IV)</b>		<b>1,692.22</b>	<b>2,823.99</b>
<b>VI Tax expense</b>	30		
Current tax		265.58	614.88
Deferred tax			
- MAT credit entitlement		-	(94.13)
- Others		90.93	140.90
<b>Total tax expense</b>		<b>356.51</b>	<b>661.65</b>
<b>VII Profit for the year (V - VI)</b>		<b>1,335.71</b>	<b>2,162.34</b>
<b>VIII Other comprehensive income</b>			
<b>A</b> Items that will not be reclassified to profit or loss			
(i) Gain /(loss) on remeasurements of the defined benefit obligation	16.2, 35.2	(5.92)	(11.95)
Income tax on item (i) above	16.2, 31	1.19	4.24
<b>B</b> Items that will be reclassified to profit or loss			
(i) Exchange differences on translating financial statements of foreign operations	16.8	(69.08)	(7.32)
(ii) Effective portion of gains / (losses) on designated portion of hedging instruments in a cash flow hedge	16.3	128.47	(252.41)
Income tax on item (ii) above	31	(32.19)	67.58

## Consolidated Statement of Profit and Loss (Contd.)

for the year ended March 31, 2024

(All amounts in ₹ Crores, unless otherwise stated)

Particulars	Note No.	Year ended March 31, 2024	Year ended March 31, 2023
(iii) Cost of hedging reserve	16.4	(1.77)	5.02
Income tax on item (iii) above	31	0.43	(0.79)
<b>Total other comprehensive income / (loss) for the year, net of taxes (A)+(B)</b>		<b>21.13</b>	<b>(195.63)</b>
<b>IX Total comprehensive income for the year (VII + VIII)</b>		<b>1,356.84</b>	<b>1,966.71</b>
Basic and Diluted earning per equity share (in ₹)	38	45.06	72.95
<b>Summary of material accounting policies</b>	<b>2-3</b>		
<b>See accompanying notes to the consolidated financial statements</b>	<b>4 to 44</b>		

As per our report of even date attached

For **B S R & Co. LLP**  
Chartered Accountants  
ICAI Firm registration no: 101248W/W-100022

For and on behalf of the Board of Directors

**Kaushal Kishore**  
Partner  
Membership No: 090075

**Ashish Bharat Ram**  
Chairman and  
Managing Director  
DIN - 00671567

**Kartik Bharat Ram**  
Joint Managing Director  
DIN - 00008557

**Raj Kumar Jain**  
Director  
DIN - 01741527

Place: Gurugram  
Date : May 07, 2024

**Rahul Jain**  
President & CFO

**Rajat Lakhnopal**  
Senior Vice President  
(Corporate Compliance)  
and Company Secretary

Place: Gurugram  
Date : May 07, 2024

## Consolidated Statement of Cash Flows

for the year ended March 31, 2024

(All amounts in ₹ Crores, unless otherwise stated)

Particulars	Year ended March 31, 2024	Year ended March 31, 2023
<b>A CASH FLOWS FROM OPERATING ACTIVITIES</b>		
Profit before tax	1,692.22	2,823.99
Adjustments for:		
Finance costs	302.29	204.82
Interest income	(26.24)	(44.70)
Net gain on sale of property, plant and equipment	(4.74)	(6.00)
Net gain on financial assets measured at fair value through profit and loss	(22.88)	(9.10)
Credit impaired assets provided / (written back)	4.22	2.56
Amortisation of grant income	(20.49)	(5.04)
Depreciation and amortisation expense	672.62	575.32
Property, plant and equipment /inventory and other assets provided /written off /(written back)	12.01	3.87
Provision / liabilities no longer required written back	(12.54)	(27.44)
Net unrealised currency exchange fluctuations (gain) / loss	(14.25)	(56.97)
Employee share based payment expense	8.54	8.41
Stamp duty on purchase of investments	0.13	0.07
<b>Changes in working capital :</b>		
Adjustments for (increase) /decrease in operating assets :		
Trade receivables	(168.71)	(2.15)
Inventories	(74.18)	(130.70)
Loans (current)	(1.88)	(2.26)
Loans (non-current)	(5.40)	(30.76)
Other assets (current)	74.59	(118.05)
Other assets (non-current)	(17.81)	(23.62)
Adjustments for increase / (decrease) in operating liabilities :		
Trade payables	(14.24)	122.10
Provisions	10.70	9.71
Other liabilities (non-current)	-	(0.34)
Other liabilities (current)	82.46	115.70
<b>Cash generated from operations</b>	<b>2,476.42</b>	<b>3,409.42</b>
Income taxes paid (net of refunds)	(382.56)	(507.71)
<b>Net cash generated from operating activities</b>	<b>2,093.86</b>	<b>2,901.71</b>
<b>B CASH FLOWS FROM INVESTING ACTIVITIES</b>		
Purchase of non-current investments	(135.27)	-
Sale of non-current investments	4.11	-
Net sale / (purchase) of mutual funds	107.34	(164.21)
Stamp duty on purchase of investments	(0.13)	(0.07)
Interest received	26.51	27.25
Bank balances not considered as cash and cash equivalents	(3.15)	27.49
Payment for purchase of property, plant, equipment, capital work-in-progress and intangible assets	(2,216.93)	(2,838.18)
Deposits made with Non Banking Financial Company	(25.00)	-
Upfront payment made for acquisition of Right of use asset	-	(27.57)
Proceeds from disposal of property, plant and equipment	15.19	13.88
<b>Net cash used in investing activities</b>	<b>(2,227.33)</b>	<b>(2,961.41)</b>
<b>C. CASH FLOWS FROM FINANCING ACTIVITIES</b>		
Proceeds from issue of shares	-	^^
Proceeds from long term borrowings	1,002.67	932.42
Repayment of long term borrowings	(497.16)	(758.78)
Net proceeds of short term borrowings	34.92	486.22
Dividends on equity share capital paid	(213.71)	(213.32)
Principal payment towards lease liability	(37.18)	(32.47)
Finance costs paid	(361.24)	(194.49)
<b>Net cash generated / (used in) from financing activities</b>	<b>(71.70)</b>	<b>219.58</b>
<b>D. EFFECT OF EXCHANGE RATE MOVEMENTS</b>	<b>(3.48)</b>	<b>(2.38)</b>
<b>Net (decrease) / increase in cash and cash equivalents</b>	<b>(208.65)</b>	<b>157.50</b>
Cash and cash equivalents at the beginning of the year	607.98	450.48
<b>Cash and cash equivalents at the end of the year (Refer to note 13)</b>	<b>399.33</b>	<b>607.98</b>

## Consolidated Statement of Cash Flows (Contd.)

for the year ended March 31, 2024

(All amounts in ₹ Crores, unless otherwise stated)

**Notes:**

- The statement of cash flows has been prepared under the indirect method as set out in Indian Accounting Standard (Ind AS) -7 on "Statement of Cash Flows".
- During the year, the Company paid ₹ 31.51 crores (Previous year: ₹ 28.63 crores) towards corporate social responsibility (CSR) expenditure.
- The following table discloses changes in liabilities arising from historical activities including both cash and non cash changes.

Particulars	As at April 1, 2023	Cash flows from financing activities	Non-cash changes				As at March 31, 2024
			Upfront fees amortised	Exchange fluctuation changes #	Finance cost #	Interim dividend declared	
Equity share capital	297.44	-	-	-	-	-	297.44
Security Premium	509.56	-	-	-	-	-	509.56
Non current borrowings <sup>^</sup>	2,802.78	505.51	3.72	15.66	-	-	3,327.67
Current borrowings*	1,551.28	34.92	-	6.37	-	-	1,592.57
Interest accrued	14.80	(361.24)	-	(2.59)	372.44	-	23.41
Lease liability	123.47	(37.18)	-	-	9.07	-	110.30
Dividend	6.83	(213.71)	-	-	-	213.43	6.55
<b>Total</b>	<b>5,306.16</b>	<b>(71.70)</b>	<b>3.72</b>	<b>19.44</b>	<b>381.51</b>	<b>213.43</b>	<b>5,867.50</b>

Particulars	As at April 1, 2022	Cash flows from financing activities	Non-cash changes				As at March 31, 2023
			Upfront fees amortised	Exchange fluctuation changes #	Finance cost #	Interim dividend declared	
Equity share capital	297.44	^^	-	-	-	-	297.44
Security Premium	509.56	-	-	-	-	-	509.56
Non current borrowing <sup>^</sup>	2,497.49	173.64	1.90	129.75	-	-	2,802.78
Current borrowings*	1,041.86	486.22	-	23.20	-	-	1,551.28
Interest accrued	4.47	(194.49)	-	-	204.82	-	14.80
Lease liability	115.84	(32.47)	-	-	8.99	-	123.47
Dividend	6.72	(213.32)	-	-	-	213.43	6.83
<b>Total</b>	<b>4,473.38</b>	<b>219.58</b>	<b>1.90</b>	<b>152.95</b>	<b>213.81</b>	<b>213.43</b>	<b>5,306.16</b>

^^ Amount in absolute ₹ 38,000

^ including current maturities of long term borrowings

\* excluding current maturities of long term borrowings

# including amount capitalized

**Summary of material accounting policies**

See accompanying notes to the consolidated financial statements

2-3

4 to 44

As per our report of even date attached

For **B S R & Co. LLP**

Chartered Accountants

ICAI Firm registration no: 101248W/W-100022

For and on behalf of the Board of Directors

**Kaushal Kishore**

Partner

Membership No: 090075

**Ashish Bharat Ram**

Chairman and

Managing Director

DIN - 00671567

**Kartik Bharat Ram**

Joint Managing Director

DIN - 00008557

**Raj Kumar Jain**

Director

DIN - 01741527

Place: Gurugram

Date : May 07, 2024

**Rahul Jain**

President &amp; CFO

**Rajat Laxhanpal**

Senior Vice President  
(Corporate Compliance)  
and Company Secretary

Place: Gurugram

Date : May 07, 2024

## Consolidated Statement Of Changes In Equity

for the year ended March 31, 2024

(All amounts in ₹ Crores, unless otherwise stated)

### (a) Equity share capital

	Amount
<b>Balance at April 1, 2022</b>	<b>297.44</b>
Changes in equity share capital during the year	^
<b>Balance at March 31, 2023</b>	<b>297.44</b>
Changes in equity share capital during the year	-
<b>Balance at March 31, 2024</b>	<b>297.44</b>

^ Amount in absolute ₹ 38,000

### (b) Other Equity

Particulars	Reserves and Surplus*					Items of other comprehensive income*					Total	
	Capital reserve	General reserve	Capital redemption reserve	Debenture redemption reserve	Securities Premium	Employee share based payment reserve	Retained earnings	Exchange differences on translating financial statements of foreign operations	Equity instruments through other comprehensive income	Effective portion of cash flow hedge		Cost of hedging reserve
<b>Balance at April 1, 2022</b>	193.77	648.77	10.48	62.50	509.56	3.22	6,785.77	23.07	(4.22)	34.49	0.51	8,267.92
Profit for the year	-	-	-	-	-	-	2,162.34	-	-	-	-	2,162.34
Other comprehensive income for the year, net of income tax	-	-	-	-	-	-	(7.71)	(7.32)	-	(184.83)	4.23	(195.63)
<b>Total comprehensive income for the year</b>	-	-	-	-	-	-	<b>2,154.63</b>	<b>(7.32)</b>	-	<b>(184.83)</b>	<b>4.23</b>	<b>1,966.71</b>
Dividend ^	-	-	-	-	-	-	(213.43)	-	-	-	-	(213.43)
Employee share based payment expense	-	-	-	-	-	8.41	-	-	-	-	-	8.41
Transfer from Debenture redemption reserve to General reserve	-	62.50	-	(62.50)	-	-	-	-	-	-	-	-
<b>Balance at March 31, 2023</b>	<b>193.77</b>	<b>711.27</b>	<b>10.48</b>	-	<b>509.56</b>	<b>11.63</b>	<b>8,726.97</b>	<b>15.75</b>	<b>(4.22)</b>	<b>(150.34)</b>	<b>4.74</b>	<b>10,029.61</b>
Profit for the year	-	-	-	-	-	-	1,335.71	-	-	-	-	1,335.71
Other comprehensive income / (loss) for the year, net of income tax	-	-	-	-	-	-	(4.73)	(69.08)	-	96.28	(1.34)	21.13
<b>Total comprehensive income for the year</b>	-	-	-	-	-	-	<b>1,330.98</b>	<b>(69.08)</b>	-	<b>96.28</b>	<b>(1.34)</b>	<b>1,356.84</b>
Dividend ^	-	-	-	-	-	-	(213.43)	-	-	-	-	(213.43)
Employee share based payment expense	-	-	-	-	-	8.56	-	-	-	-	-	8.56
<b>Balance at March 31, 2024</b>	<b>193.77</b>	<b>711.27</b>	<b>10.48</b>	-	<b>509.56</b>	<b>20.19</b>	<b>9,844.52</b>	<b>(53.33)</b>	<b>(4.22)</b>	<b>(54.06)</b>	<b>3.40</b>	<b>11,181.58</b>

\* Refer note 16

^ Refer note 15.1

Summary of material accounting policies See accompanying notes to the consolidated financial statements 2-3 4 to 44

As per our report of even date attached

For **B S R & Co. LLP**  
Chartered Accountants  
ICAI Firm registration no: 101248W/W-100022

For and on behalf of the Board of Directors

**Kaushal Kishore**  
Partner  
Membership No: 090075

**Ashish Bharat Ram**  
Chairman and  
Managing Director  
DIN - 00671567

**Kartik Bharat Ram**  
Joint Managing Director  
DIN - 00008557

**Raj Kumar Jain**  
Director  
DIN - 01741527

Place: Gurugram  
Date : May 07, 2024

**Rahul Jain**  
President & CFO

**Rajat Lakhnpal**  
Senior Vice President  
(Corporate Compliance)  
and Company Secretary

Place: Gurugram  
Date : May 07, 2024

## Notes to the Consolidated Financial Statements

for the Year ended March 31, 2024

(All amounts in ₹ Crores, unless otherwise stated)

### 1 CORPORATE INFORMATION

SRF Limited ("the Company") is a public limited Company domiciled in India and incorporated under the provisions of the Companies Act, 1956 . The Company's equity shares are listed at the Bombay Stock Exchange (BSE) and the National Stock Exchange (NSE). The registered office of the Company is situated at The Galleria, DLF Mayur Vihar, Unit No. 236 and 237, Second Floor, Mayur Vihar Place, Noida Link Road, Mayur Vihar Phase I Extn, Delhi - 110091. The Company's parent company is KAMA Holdings Limited.

The principal activities of the Company and its subsidiaries (together the Group) are manufacturing, purchase and sale of technical textiles, chemicals, packaging films, aluminium foils and other polymers.

The consolidated financial statements were authorised for issue in accordance with a resolution of the directors on May 07, 2024.

### 2 Material accounting policies

#### 2.1 Basis of Preparation

These consolidated financial statements are prepared in accordance with Indian Accounting Standards (Ind AS), under the Companies (Indian Accounting Standards) Rules, 2015 notified under section 133 of the Companies Act 2013 ("the Act") as amended thereafter and other relevant provisions of the Act.

The consolidated financial statements have been prepared on an accrual basis and under the historical cost convention, except for the following assets and liabilities which have been measured at fair value:

- Derivative financial instruments
- Certain financial assets and liabilities measured at fair value (refer accounting policy regarding financial instruments)

- Defined benefit plans - plan assets measured at fair value less present value of defined benefit obligation

The functional currency of the Company is 'INR'. The functional currencies of Group companies are INR, USD, THB, ZAR, AED and EURO. The financial statements are presented in INR and all values are rounded to the nearest crores, except when otherwise indicated.

The consolidated financial statements incorporate the financial statements of the holding group and its subsidiaries. Control is achieved when the group :

- has power over the investee;
- is exposed, or has rights, to variable returns from its involvement with the investee; and
- has the ability to use its power to affect its returns.

Consolidation of a subsidiary begins when the group obtains control over the subsidiary and ceases when the group loses control of the subsidiary. Specifically, income and expenses of a subsidiary acquired or disposed of during the year are included in the consolidated statement of profit and loss from the date the group gains control until the date when the group ceases to control the subsidiary.

Profit or loss and each component of other comprehensive income are attributed to the owners of the group and to the non-controlling interests. Total comprehensive income of subsidiaries is attributed to the owners of the group and to the non-controlling interests even if this results in the non-controlling interests having a deficit balance.

Necessary adjustments are made in the consolidated financial statements of subsidiaries to bring their accounting policies in line with the Company's accounting policies if any.



# Notes to the Consolidated Financial Statements

for the Year ended March 31, 2024

(All amounts in ₹ Crores, unless otherwise stated)

All intragroup assets and liabilities, equity, income, expenses, unrealised profits or losses and cash flows relating to transactions between members of the Group are eliminated in full on consolidation.

The subsidiaries considered in the preparation of these consolidated financial statements are: -

Name of subsidiary	Country of incorporation	Proportion of ownership as at March 31, 2024	Proportion of ownership as at March 31, 2023
<b>Indian Subsidiaries</b>			
SRF Holiday Home Limited	India	100%	100%
SRF Altech Limited	India	100%	100%
SRF Employees Welfare Trust ( Controlled Trust)	India	*	*
<b>Foreign Subsidiaries</b>			
SRF Global BV	Netherlands	100%	100%
SRF Europe Kft (100% subsidiary of SRF Global BV)	Hungary	100%	100%
SRF Industries (Thailand) Limited (100% subsidiary of SRF Global BV)	Thailand	100%	100%
SRF Industex Belting (Pty) Limited (100% subsidiary of SRF Global BV)	Republic of South Africa	100%	100%
SRF Middle East LLC (100% subsidiary of SRF Global BV)	Dubai	**	-
SRF Flexipak (South Africa) (Pty) Limited (100% subsidiary of SRF Global BV)	Republic of South Africa	100%	100%

\* By virtue of management control

\*\* SRF Middle East LLC was established on March 12, 2024 as a subsidiary of SRF Global BV. In terms of the Memorandum of Association of SRF Middle East LLC, SRF Global BV shall subscribe to 365 equity shares of AED 1,000 each aggregating to AED 365,000, which is under process as at March 31, 2024.

The group owns 22.60% (Previous year – 22.60%) in Malanpur Captive Power Limited and the same has not been considered for the purposes of consolidation, since the group does not exercise significant influence over Malanpur Captive Power Limited.

The group owns 26.32% (Previous year – 26.32%) in Vaayu Renewable Energy (Tapti) Private Limited and the same has not been considered for the purposes of consolidation, since the group does not exercise significant influence over Vaayu Renewable Energy (Tapti) Private Limited.

**The principal accounting policies are set out below.**

## 2.2 Current versus non-current classification

Based on the nature of products and the time between acquisition of assets for processing and their realisation in cash and cash equivalents, the group has identified twelve months as its operating cycle for the purpose of current / non current classification of assets and liabilities.

## 2.3 Property, plant and equipment (PPE)

The cost of an item of property, plant and equipment shall be recognised as an asset if, and only if it is probable that future economic benefits associated with the item will flow to the Group and the cost of the item can be measured reliably. Property, plant and equipment are stated at cost of acquisition or construction less accumulated depreciation and accumulated impairment losses, if any.

# Notes to the Consolidated Financial Statements

for the Year ended March 31, 2024

(All amounts in ₹ Crores, unless otherwise stated)

All items of property plant and equipment were measured at fair value at the date of transition to Ind AS. The Group had opted such fair valuation as deemed cost at the transition date i.e. April 1, 2015.

Cost of an item of property, plant and equipment comprises its purchase price, including import duties and non-refundable purchase taxes, after deducting trade discounts and rebates, any directly attributable cost of bringing the item to its working condition for its intended use and estimated costs of dismantling and removing the item and restoring the site on which it is located. The cost of a self-constructed item of property, plant and equipment comprises the cost of materials and direct labour, any other costs directly attributable to bringing the item to working condition for its intended use, and estimated costs of dismantling and removing the item and restoring the site on which it is located.

Subsequent expenditure is capitalised only if it is probable that the future economic benefits associated with the expenditure will flow to the Group and the cost of the item can be measured reliably.

Excess of net sale proceeds of items produced during the test run over the cost of testing, if any, are not recognised in the profit or loss but deducted from the directly attributable costs of property, plant, and equipment.

If significant parts of an item of property, plant and equipment have different useful lives, then they are accounted for as separate items of property, plant and equipment and depreciated accordingly.

Assets are classified to the appropriate categories of property, plant and equipment when completed and ready for intended use.

Capital Work in Progress: Project under which assets are not yet ready for their intended use are carried at cost comprising cost of asset, direct cost of material and labour, related incidental expenses and attributable interest.

Spare parts are capitalized when they meet the definition of PPE, i.e., when the group intends to use these for more than a period of 12 months.

## 2.4 Depreciation

Depreciable amount for assets is the cost of an asset, or other amount substituted for cost, less its estimated residual value.

Depreciation has been provided on the cost of assets less their residual values on straight line method on the basis of estimated useful life of assets determined by the Group which are different from the useful life as prescribed in Schedule II of the 2013 Act. The estimated useful life of the assets have been assessed based on technical advice, taking into account the nature of the asset, the estimated usage of the asset, the operating conditions of the asset, past history of replacement, anticipated technological changes, manufacturers warranties and maintenance support, etc. and are as under:

### Management's estimate of useful life

Roads	40-50 years
Buildings (including temporary structures)	5-60 years
Plant and equipment	2-40 years
Furniture and fixtures	3-20 years
Office equipment	3-20 years
Vehicles	4-5 years

Freehold land is not depreciated.

Depreciation is calculated on a pro rata basis. An item of property, plant and equipment or any significant part initially recognised of

# Notes to the Consolidated Financial Statements

for the Year ended March 31, 2024

(All amounts in ₹ Crores, unless otherwise stated)

such item of property plant and equipment is derecognised upon disposal or when no future economic benefits are expected from its use or disposal. Any gain or loss arising on derecognition of the asset (calculated as the difference between the net disposal proceeds and the carrying amount of the asset) is included in the consolidated statement of profit and loss. The estimated useful lives and methods of depreciation of property, plant and equipment are reviewed at each financial year end and adjusted prospectively, if appropriate.

## 2.5 Other Intangible Assets

Intangible assets acquired separately are measured on initial recognition at cost.

Following initial recognition, intangible assets are carried at cost less any accumulated amortisation and accumulated impairment losses, if any.

Internally generated intangibles, excluding capitalised development costs, are not capitalised and the related expenditure is reflected in profit or loss in the period in which the expenditure is incurred.

Subsequent expenditure is capitalised only when it increases the future economic benefits embodied in the specific asset to which it relates and the cost of the asset can be measured reliably.

Intangible assets with finite lives are amortised using the straight line method over the useful economic life and assessed for impairment whenever there is an indication that the intangible asset may be impaired. The useful lives considered are as follows:

Trademarks / Brand	10-30 years
Technical Knowhow	30-40 years
Software	3-5 years
Other intangibles	2.5-12 years

The group has elected to continue with the carrying value of all of its intangibles assets recognised as on April 1, 2015 measured as per the previous GAAP and use that carrying value as its deemed cost as of transition date.

The amortisation period and the amortisation method for an intangible asset with a finite useful life are reviewed at least at the end of each reporting period. Changes in the expected useful life or the expected pattern of consumption of future economic benefits embodied in the asset are considered to modify the amortisation period or method, as appropriate, and are treated as changes in accounting estimates. The amortisation expense on intangible assets with finite lives is recognised in the statement of profit and loss unless such expenditure forms part of carrying value of another asset.

An intangible asset is derecognised on disposal or when no future economic benefit are expected from use or disposal. Gains or losses arising from derecognition of an intangible asset are measured as the difference between the net disposal proceeds and the carrying amount of the asset and are recognised in the statement of profit or loss when the asset is derecognised.

## 2.6 Research and development expenditure

Expenditure on research and development of products is included under the natural heads of expenditure in the year in which it is incurred except which relate to development activities whereby research findings are applied to a plan or design for the production of new or substantially improved products and processes.

Such development costs are capitalised if they can be reliably measured, the product or process is technically and commercially feasible and the Group has sufficient resources to complete the development and to use or sell the asset.

# Notes to the Consolidated Financial Statements

for the Year ended March 31, 2024

(All amounts in ₹ Crores, unless otherwise stated)

Following initial recognition of the development expenditure as an asset, the asset is carried at cost less any accumulated amortisation and accumulated impairment losses, if any. Amortisation of the asset begins when development is complete and the asset is available for use. It is amortised over the period of expected future benefit. Amortisation expense is recognised in the statement of profit and loss unless such expenditure forms part of carrying value of another asset. During the period of development, the asset is tested for impairment annually.

## 2.7 Impairment of tangible and intangible assets other than goodwill

The Group assesses, at each reporting date, whether there is an indication that an asset may be impaired. If any indication exists, or when annual impairment testing for an asset is required, the group estimates the asset's recoverable amount. An asset's recoverable amount is the higher of an asset's or cash-generating unit's (CGU) fair value less costs of disposal and its value in use.

Recoverable amount is determined for an individual asset, unless the asset does not generate cash inflows that are largely independent of those from other assets or groups of assets.

Impairment loss is recognised when the carrying amount of an asset or CGU exceeds its recoverable amount. In such cases, the asset is considered impaired and is written down to its recoverable amount.

In assessing value in use, the estimated future cash flows are discounted to their present value using a pre-tax discount rate that reflects current market assessments of the time value of money and the risks specific to the asset. In determining fair value less costs of disposal, recent market transactions are taken into account. If no such

transactions can be identified, an appropriate valuation model is used. These calculations are corroborated by valuation multiples or other available fair value indicators.

For assets excluding goodwill, an assessment is made at each reporting date to determine whether there is an indication that previously recognised impairment losses no longer exist or have decreased. If such indication exists, the group estimates the asset's or CGU's recoverable amount. A previously recognised impairment loss is reversed only if there has been a change in the assumptions used to determine the asset's recoverable amount since the last impairment loss was recognised. The reversal is limited so that the carrying amount of the asset does not exceed its recoverable amount, nor exceed the carrying amount that would have been determined, net of depreciation, had no impairment loss been recognised for the asset in prior years.

## 2.8 Leasing

At inception of a contract, the Group assesses whether a contract is, or contains, a lease. A contract is, or contains, a lease if the contract conveys the right to control the use of an identified asset for a period of time in exchange for consideration. To assess whether a contract conveys the right to control the use of an identified asset, the Group assesses whether:

- the contract involves the use of an identified asset – this may be specified explicitly or implicitly and should be physically distinct or represent substantially all of the capacity of a physically distinct asset. If the supplier has a substantive substitution right, then the asset is not identified;
- the Group has the right to obtain substantially all of the economic benefits from use of the asset through the period of use; and

# Notes to the Consolidated Financial Statements

for the Year ended March 31, 2024

(All amounts in ₹ Crores, unless otherwise stated)

– the Group has the right to direct the use of the asset. The Group has this right when it has the decision-making rights that are most relevant to changing how and for what purpose the asset is used. In rare cases, where the decision about how and for what purpose the asset is used is predetermined, the Group has the right to direct the use of the asset if either:

- the Group has the right to operate the asset; or
- the Group designed the asset in a way that predetermines how and for what purpose it will be used

The group reassesses whether a contract is, or contains, a lease only if the terms and conditions of the contract are changed.

At inception or on reassessment of a contract that contains a lease component, the Group allocates the consideration in the contract to each lease component on the basis of their relative stand-alone prices.

## Group as lessee

The Group accounts for assets taken under lease arrangements in the following manner:

The Group recognises a right-of-use asset and a lease liability at the lease commencement date. The right of use asset is initially measured at cost, which comprises the initial amount of the lease liability adjusted for any lease payments made at or before the commencement date, plus any initial direct costs incurred and an estimate of costs to dismantle and remove the underlying asset or to restore the underlying asset or the site on which it is located, less any lease incentive received.

The right of use asset is subsequently depreciated using the straight line method from the commencement date to the end of the lease

term. The estimated useful lives of right-of-use assets are determined on the basis of remaining lease term. In addition, the right-of-use asset is periodically reduced by impairment losses, if any, and adjusted for certain remeasurements of the lease liability.

The lease liability is initially measured at the present value of the lease payments that are not paid at the commencement date, discounted using the interest rate implicit in the lease or, if that rate cannot be readily determined, the Group's incremental borrowing rate. Generally, the Group uses its incremental borrowing rate as the discount rate. The Group determines its incremental borrowing rate by obtaining interest rates from various external financing sources and makes certain adjustments to reflect the terms of the lease and type of the asset leased.

Lease payments included in the measurement of the lease liability comprise the fixed payments, including in-substance fixed payments and variable lease payments that depend on an index or a rate, initially measured using the index or rate as at the commencement date.

The lease liability is measured at amortised cost using the effective interest method. It is remeasured when there is a change in future lease payments arising from a change in an index or rate, if there is a change in Group's estimate of the amount expected to be payable under a residual value guarantee, or if the Group changes its assessment of whether it will exercise a purchase, extension or termination option.

When the lease liability is remeasured in this way, a corresponding adjustment is made to the carrying amount of the right-of-use asset, or is recorded in profit or loss if the carrying amount of the right-of-use asset has been reduced to zero.

# Notes to the Consolidated Financial Statements

for the Year ended March 31, 2024

(All amounts in ₹ Crores, unless otherwise stated)

## Short-term leases and leases of low-value assets

The Group has elected not to recognise right-of-use assets and lease liabilities for short term leases that have a lease term of 12 months or less and leases of low value assets. The Group recognises the lease payments associated with these leases as an expense on a straight-line basis over the lease term.

## 2.9 Borrowing costs

Borrowing costs consist of interest and other costs that an entity incurs in connection with the borrowing of funds. Borrowing cost also includes exchange differences to the extent regarded as an adjustment to the borrowing costs.

Borrowing costs directly attributable to the acquisition, construction or production of an asset that necessarily takes a substantial period of time to get ready for its intended use or sale are capitalised as part of the cost of the asset. Borrowing costs incurred for the period from commencement of activities relating to construction/development of the qualifying asset up to the date of capitalisation of such asset are added to the cost of the asset. All other borrowing costs are expensed in the period in which they occur.

In case of a specific borrowing taken for the purpose of acquisition, construction or production of a qualifying asset, the borrowing costs capitalised shall be the actual borrowing costs incurred during the period less any interest income earned on temporary investment of specific borrowing pending expenditure on qualifying asset.

In case funds are borrowed generally and such funds are used for the purpose of acquisition, construction or production of a qualifying asset, the borrowing costs capitalised are calculated by applying the weighted average capitalisation

rate on general borrowings outstanding during the period, to the expenditures incurred on the qualifying asset.

If any specific borrowing remains outstanding after the related asset is ready for its intended use, that borrowing is considered part of the funds that are borrowed generally for calculating the capitalisation rate.

## 2.10 Foreign Currencies

### Transaction and balances

Transactions in foreign currencies are recorded on initial recognition at the exchange rate prevailing on the date of the transaction.

(i) Monetary assets and liabilities denominated in foreign currency remaining unsettled at the end of the year, are translated at the closing rates prevailing on the Balance Sheet date. Non-monetary items which are carried in terms of historical cost denominated in foreign currency are reported using the exchange rate at the date of transaction. Any gains or losses arising due to differences in exchange rates at the time of translation or settlement are accounted for in the Statement of Profit and Loss either under the head foreign exchange fluctuation or interest cost, as the case may be, except those relating to exchange differences arising from cash flow hedges to the extent that the hedges are effective.

(ii) Exchange differences pertaining to long term foreign currency loans obtained or re-financed on or before March 31, 2016

Exchange differences on long-term foreign currency monetary items relating to acquisition of depreciable assets are adjusted to the carrying cost of the assets and depreciated over the balance useful life of the assets.

# Notes to the Consolidated Financial Statements

for the Year ended March 31, 2024

(All amounts in ₹ Crores, unless otherwise stated)

- (iii) Exchange differences pertaining to long term foreign currency loans obtained or re-financed on or after April 1, 2016

The exchange differences pertaining to long term foreign currency loans obtained or re-financed on or after April 1, 2016 are treated in accordance with Ind AS 21/ Ind AS 109. Refer point (i) above.

## Exchange differences on translating financial statements of foreign operations

On consolidation, the assets and liabilities of foreign operations are translated into Rupees at the rate of exchange prevailing at the reporting date and their statements of profit or loss are translated at exchange rates prevailing at the dates of the transactions. For practical reasons, the group uses an average rate to translate income and expense items, if the average rate approximates the exchange rates at the dates of the transactions. The exchange differences arising on translation for consolidation are recognised in OCI. On disposal of a foreign operation, the component of OCI relating to that particular foreign operation is recognised in profit or loss.

## 2.11 Inventories

Inventories are valued at cost or net realisable value, whichever is lower. The basis of determining the cost for various categories of inventories are as follows:

- (a) Raw materials, packing material and stores and spares including fuel - Cost includes cost of purchase and other costs incurred in bringing the inventories to their present location and condition. Cost is determined on weighted average basis. The aforesaid items are valued below cost if the finished products in which they are to be incorporated are expected to be sold at a loss.

- (b) Traded goods, Stock in progress and finished goods- Direct cost plus appropriate share of overheads based on normal operating capacity.

- (c) By products - At estimated realisable value  
Net realisable value is the estimated selling price in the ordinary course of business, less estimated costs of completion and the estimated costs necessary to make the sale. The net realisable value of work-in-progress is determined with reference to the selling prices of related finished goods. Raw materials, components and other supplies held for use in the production of finished products are not written down below cost except in cases when a decline in the price of materials indicates that the cost of the finished products shall exceed the net realisable value.

The comparison of cost and net realisable value is made on an item by item basis.

## 2.12 Provisions, contingent liabilities and contingent assets

### Provisions

The group recognised a provision when there is a present obligation (legal or constructive) as a result of past events and it is more likely that an outflow of resources would be required to settle the obligation and a reliable estimate can be made.

When the group expects some or all of a provision to be reimbursed, for example, under an insurance contract, the reimbursement is recognised as a separate asset, but only when the reimbursement is virtually certain.

The expense relating to a provision is presented in the statement of profit and loss net of any reimbursement.

# Notes to the Consolidated Financial Statements

for the Year ended March 31, 2024

(All amounts in ₹ Crores, unless otherwise stated)

If the effect of the time value of money is material, provisions are discounted using a current pre-tax rate that reflects, when appropriate, the risks specific to the liability. When discounting is used, the increase in the provision due to the passage of time is recognised as a finance cost.

## Contingent liabilities

A contingent liability is a possible obligation that arises from past events whose existence will be confirmed by the occurrence or non-occurrence of one or more uncertain future events beyond the control of the group or a present obligation that is not recognised because it is not probable that an outflow of resources will be required to settle the obligation. A contingent liability also arises in extremely rare cases where there is a liability that cannot be recognised because it cannot be measured reliably. The group does not recognize a contingent liability but discloses its existence in the financial statements unless the possibility of an outflow of resources embodying economic benefits is remote. Contingent liabilities and commitments are reviewed by the management at each balance sheet date.

## Contingent assets

Contingent assets are not recognised in the consolidated financial statements. However, contingent assets are assessed continually and if it is virtually certain that an inflow of economic benefits will arise, the asset and related income are recognised in the period in which the change occurs.

## 2.13 Revenue recognition

### Sale of goods

Revenue from sale of products, including scrap is recognised upon transfer of control of products to customers at the time of shipment to or receipt of goods by the customers.

Revenues towards satisfaction of a performance obligation are measured based on the transaction price (net of variable consideration),

which is the consideration, net of tax collected from customers and remitted to government authorities such as sales tax/value added tax and goods and services tax and applicable discounts and allowances.

Any fees including upfront fees received in relation to contract manufacturing arrangements is recognised on straight line basis over the period over which the Group satisfies the underlying performance obligations. Contract assets are recognised when there is excess of revenue earned over billings on contracts. Contract assets are classified as unbilled revenue (only when act of invoicing is pending) when there is unconditional right to receive cash as per contractual terms. Advance from customers ("contract liability") is recognised when the group has received consideration from the customer before it delivers the goods.

## 2.14 Taxation

Income tax expense represents the sum of the current tax and deferred tax.

### a) Current tax

Current income tax assets and liabilities are measured at the best estimate of amount expected to be recovered from or paid to the taxation authorities. The tax rates and tax laws used to compute the amount are those that are enacted or substantively enacted, at the reporting date.

Current income tax relating to items recognised outside profit or loss is recognised outside profit or loss account i.e. in Other comprehensive income or equity.

Current tax assets and liabilities are offset only if there is a legally enforceable right to set off the recognised amounts, and it is intended to realise the asset and settle the liability on a net basis or simultaneously.

# Notes to the Consolidated Financial Statements

for the Year ended March 31, 2024

(All amounts in ₹ Crores, unless otherwise stated)

## b) Deferred tax

Deferred tax is provided on temporary differences between the tax bases of assets and liabilities and their carrying amounts at the reporting date.

Deferred tax assets and liabilities are measured using substantively enacted tax rates expected to apply to taxable income in the years in which the temporary differences are expected to be received or settled.

Deferred tax assets and liabilities are offset if such items relate to taxes on income levied by the same governing tax laws and the group has a legally enforceable right for such set off.

The carrying amount of deferred tax assets is reviewed at each reporting date and reduced to the extent that it is no longer probable that sufficient taxable profit will be available to allow all or part of the deferred tax asset to be utilised. Unrecognised deferred tax assets are re-assessed at each reporting date and are recognised to the extent that it has become probable that future taxable profits will allow the deferred tax asset to be recovered. Deferred tax assets are recognised for all deductible temporary differences and unused tax losses only if it is probable that future taxable amounts will be available to utilise those temporary differences and losses.

Deferred tax relating to items recognised outside profit or loss is recognised in other comprehensive income or in equity.

Deferred tax assets/liabilities are not recognised for below mentioned temporary differences:

- (i) At the time of initial recognition of goodwill;

- (ii) Initial recognition of assets or liabilities (other than in a business combination) at the time of the transaction, (a) affects neither the accounting profit nor taxable profit or loss and (b) does not give rise to equal taxable and deductible temporary differences;

- (iii) In respect of taxable temporary differences associated with investments in subsidiaries, associates and interests in joint ventures, when the timing of the reversal of the temporary differences can be controlled and it is probable that the temporary differences will not reverse in the foreseeable future.

Minimum Alternate Tax (MAT) paid in accordance with the tax laws, which gives future economic benefits in the form of adjustment to future income tax liability, is considered as an asset if there is convincing evidence that the group will pay normal income tax. Accordingly, MAT asset is recognised in the consolidated Balance Sheet when it is probable that future economic benefit associated with it will flow to the group.

The group considers whether it is probable that a taxation authority will accept an uncertain tax treatment. If the group concludes that it is probable that the taxation authority will accept an uncertain tax treatment, the group determines the taxable profit (tax loss), tax bases, unused tax losses, unused tax credits or tax rates consistently with the tax treatment used or planned to be used in its income tax filings. However, if the group concludes that it is not probable that the taxation authority will accept an uncertain tax treatment, the group reflects the effect of uncertainty in determining the related taxable profit (tax

# Notes to the Consolidated Financial Statements

for the Year ended March 31, 2024

(All amounts in ₹ Crores, unless otherwise stated)

loss), tax bases, unused tax losses, unused tax credits or tax rates.

## 2.15 Government grants

Government grants are recognised where there is reasonable assurance that the grant will be received and all attached conditions will be complied with.

A government grant that becomes receivable as compensation for expenses or losses is recognised in profit or loss on a systematic basis over the periods in which the group recognizes as expenses the related costs for which the grants are intended to compensate, unless the conditions for receiving the grant are met after the related expenses have been recognised. In this case the grant is recognised when it becomes receivable.

Government grants related to assets are presented in the consolidated balance sheet at fair value as deferred income and are recognised in profit or loss on a systematic basis over the expected useful life of the related assets.

Revenue from export benefits arising from duty drawback scheme, remission of duties and taxes on exported product scheme are recognized on export of goods in accordance with their respective underlying scheme at fair value of consideration received or receivable.

The benefit accrued under the above grants is included under the head "Revenue from Operations" under 'Export and other incentives'.

## 2.16 Employee benefits

### Short term employee benefits

Wages and salaries including non monetary benefits that are expected to be settled within the operating cycle after the end of the period in which the related services are rendered are measured at the undiscounted amount expected to be paid. A liability is recognised for the

amount expected to be paid under short-term cash bonus, if the Group has a present legal or constructive obligation to pay this amount as a result of past service provided by the employee and the obligation can be estimated reliably.

### Defined contribution plans

Provident fund administered through Regional Provident Fund Commissioner, Superannuation Fund, National pension scheme and Employees' State Insurance Corporation are defined contribution schemes. Contributions to such schemes are charged to the statement of profit and loss in the year when employees have rendered services entitling them to the contributions. The group has no obligation, other than the contribution payable to such schemes.

### Defined benefit plans

The group has defined benefit plan such as gratuity, provident fund for certain category of employees administered through a recognised provident fund trust and legal severance plans.

Provision for gratuity, provident fund for certain category of employees administered through a recognised provident fund trust and legal severance plans are determined on an actuarial basis at the end of the year and charged to consolidated statement of profit and loss, other than remeasurements. The cost of providing these benefits is determined using the projected unit credit method.

Remeasurements, comprising of actuarial gains and losses and the effect of the asset ceiling, (excluding amounts included in net interest on the net defined benefit liability and return on plan assets), are recognised immediately in the balance sheet with a corresponding debit or credit to retained earnings through other comprehensive income in the period in which they occur. Re-measurements are not reclassified to consolidated statement of profit and loss in subsequent periods.

# Notes to the Consolidated Financial Statements

for the Year ended March 31, 2024

(All amounts in ₹ Crores, unless otherwise stated)

## Other long term employee benefits

The group also has other long term benefits plan such as compensated absences. Provision for compensated absences are determined on an actuarial basis at the end of the year and charged to consolidated Statement of Profit and Loss. The cost of providing these benefits is determined using the projected unit credit method.

## Share based payments

Equity settled share based payments to employees under SRF Long Term Share Based Incentive Plan (SRF LTIP) are measured at the fair value (which is the market price less exercise price) of the equity instruments on the grant date. This compensation cost relating to employee stock purchase scheme is amortised over the remaining tenure over which the employees renders their service on a straight line basis.

## 2.17 Earnings per share

Basic earnings per share is calculated by dividing the net profit or loss for the year attributable to equity shareholders by the weighted average number of equity shares outstanding during the year.

For the purpose of calculating diluted earnings per share, the net profit or loss for the period attributable to equity shareholders and the weighted average number of shares outstanding during the period is adjusted for the effects of all dilutive potential equity shares.

## 2.18 Cash and cash equivalents

Cash and cash equivalent in the balance sheet comprise cash at banks and on hand and short-term deposits with an original maturity of three months or less, which are subject to an insignificant risk of changes in value.

## 2.19 Financial instruments

A financial instrument is any contract that gives rise to a financial asset of one entity and a financial liability or equity instrument of another entity.

## Initial recognition and measurement

Trade receivables and debt securities issued are initially recognised when they are originated. All other financial assets and financial liabilities are initially recognised when the Group becomes a party to the contractual provisions of the instrument.

A financial asset (unless it is a trade receivable without a significant financing component) or financial liability is initially measured at fair value plus or minus, for an item not at FVTPL, transaction costs that are directly attributable to its acquisition or issue. A trade receivable without a significant financing component is initially measured at the transaction price.

### A) Financial Assets

#### Classification and Subsequent measurement

For purposes of subsequent measurement, financial assets of the group are classified in three categories:

- At amortised cost
- At fair value through profit and loss (FVTPL)
- At fair value through other comprehensive income (FVTOCI)

Financial assets are not reclassified subsequent to their initial recognition unless the Group changes its business model for managing financial assets, in which case all affected financial assets are reclassified on the first day of the first reporting period following the change in the business model.

Financial asset is measured at amortised cost if both the following conditions are met:

- The asset is held within a business model whose objective is to hold assets for collecting contractual cash flows, and

# Notes to the Consolidated Financial Statements

for the Year ended March 31, 2024

(All amounts in ₹ Crores, unless otherwise stated)

- Contractual terms of the asset give rise on specified dates to cash flows that are solely payments of principal and interest (SPPI) on the principal amount outstanding.

After initial measurement, such financial assets are subsequently measured at amortised cost using the effective interest rate (EIR) method. Amortised cost is calculated by taking into account any discount or premium on acquisition and fees or costs that are an integral part of the EIR. The EIR amortisation is included in other income in the consolidated statement of profit and loss. The losses arising from impairment are recognised in the statement of profit and loss. This category generally applies to trade and other receivables.

A debt investment is measured at FVTOCI if it meets both of the following conditions and is not designated as at FVTPL:

- it is held within a business model whose objective is achieved by both collecting contractual cash flows and selling financial assets; and

- its contractual terms give rise on specified dates to cash flows that are solely payments of principal and interest on the principal amount outstanding.

Financial assets not classified as measured at amortised cost or FVTOCI are measured at FVTPL. Financial assets included within the FVTPL category are measured at fair value with all changes recognised in the statement of profit and loss.

#### Equity investments

All equity investments in the scope of Ind AS 109 are measured at fair value. Equity instruments which are held for

trading are measured at fair value through profit and loss.

For all other equity instruments, the group may make an irrevocable election to present subsequent changes in the fair value in other comprehensive income.

The group makes such election on an instrument by instrument basis. The classification is made on initial recognition and is irrevocable.

If the group decides to classify an equity instrument as at FVTOCI, then all fair value changes on the instrument, excluding dividends, are recognised in other comprehensive income. This cumulative gain or loss is not reclassified to statement of profit and loss on disposal of such instruments.

#### Derecognition

A financial asset (or, where applicable, a part of a financial asset) is primarily derecognised (i.e. removed from the balance sheet) when:

- The rights to receive cash flows from the asset have expired, or
- The group has transferred its rights to receive cash flows from the asset or has assumed an obligation to pay the received cash flows in full without material delay to a third party under a 'pass-through' arrangement; and either (i) the group has transferred substantially all the risks and rewards of the asset, or (ii) the group has neither transferred nor retained substantially all the risks and rewards of the asset, but has transferred control of the asset.

# Notes to the Consolidated Financial Statements

for the Year ended March 31, 2024

(All amounts in ₹ Crores, unless otherwise stated)

When the group has transferred its rights to receive cash flows from an asset or has entered into a pass-through arrangement, it evaluates if and to what extent it has retained the risks and rewards of ownership. When it has neither transferred nor retained substantially all of the risks and rewards of the asset, nor transferred control of the asset, the group continues to recognise the transferred asset to the extent of the group's continuing involvement. In that case, the group also recognizes an associated liability. The transferred asset and the associated liability are measured on a basis that reflects the rights and obligations that the group has retained. Any gain or loss on derecognition is recognised in profit or loss.

Continuing involvement that takes the form of a guarantee over the transferred asset is measured at the lower of the original carrying amount of the asset and the maximum amount of consideration that the group could be required to repay.

When the group has retained substantially all the risks and rewards of ownership of the transferred asset, the group continues to recognise the transferred asset in its entirety and recognise a financial liability for the consideration received.

### Impairment of financial assets

The group recognizes loss allowance using the expected credit loss (ECL) model for the financial assets which are not fair valued through profit or loss. Loss allowance for trade receivables and contract assets with

no significant financing component is measured at an amount equal to lifetime ECL. For all financial assets with contractual cash flows other than trade receivable and contract assets, ECLs are measured at an amount equal to the 12-month ECL, unless there has been a significant increase in credit risk from initial recognition in which case those are measured at lifetime ECL. The amount of ECL (or reversal) that is required to adjust the loss allowance at the reporting date is recognised as an impairment gain or loss in the Statement of Profit and Loss.

When determining whether the credit risk of a financial asset has increased significantly since initial recognition and when estimating ECLs, the Group considers reasonable and supportable information that is relevant and available without undue cost or effort. This includes both quantitative and qualitative information and analysis, based on the Group's historical experience and informed credit assessment, that includes forward-looking information.

The Group considers a financial asset to be in default when the asset is unlikely to be realised in full.

**Credit-impaired financial assets:** At each reporting date, the Group assesses whether financial assets carried at amortised cost and debt securities at FVTOCI are credit-impaired. A financial asset is 'credit-impaired' when one or more events that have a detrimental impact on the estimated future cash flows of the financial asset have occurred.

# Notes to the Consolidated Financial Statements

for the Year ended March 31, 2024

(All amounts in ₹ Crores, unless otherwise stated)

Evidence that a financial asset is credit-impaired includes the following observable data:

- significant financial difficulty of the debtor;
- a breach of contract such as a default;
- it is probable that the debtor will enter bankruptcy or other financial reorganisation.

### Presentation of allowance for ECL in the balance sheet:

Loss allowances for financial assets measured at amortised cost are deducted from the gross carrying amount of the assets.

### Write-off

The gross carrying amount of a financial asset is written off when the Group has no reasonable expectations of recovering a financial asset in its entirety or a portion thereof. However financial assets that are written off could still be subject to enforcement activities in order to comply with the Group's procedures for recovery of amounts due.

## B) Financial liabilities and Equity instruments

### Initial recognition and measurement

All financial liabilities are recognised initially at fair value, net of directly attributable transaction costs, if any.

The group's financial liabilities includes borrowings and trade and other payables including derivative financial instruments.

### Subsequent measurement

#### **Borrowings**

Borrowings are subsequently measured at amortised cost. Any differences between the proceeds (net of transaction cost) and the redemption/repayment amount is recognised in profit and loss over the

period of the borrowings using the effective interest rate method.

### **Trade and other payables**

Trade and other payables represent the liabilities for goods and services provided to the group prior to the end of the financial year and which are unpaid.

### **Offsetting of financial instruments**

Financial assets and financial liabilities are offset and the net amount is reported in the consolidated balance sheet if there is a currently enforceable legal right to offset the recognised amounts and there is an intention to settle on a net basis, to realise the assets and settle the liabilities simultaneously.

### **Derecognition**

A financial liability is derecognised when the obligation under the liability is discharged or cancelled or expires. When an existing financial liability is replaced by another from the same lender on substantially different terms, or the terms of an existing liability are substantially modified, such an exchange or modification is treated as the derecognition of the original liability and the recognition of a new liability. The difference in the respective carrying amounts is recognised in the consolidated statement of profit or loss.

### **Equity Instruments**

Equity Instruments are any contract that evidences a residual interest in the assets of an entity after deducting all of its liabilities.

Debt or equity instruments issued by the group are classified as either financial liability or as equity in accordance with the substance of contractual arrangements and the definitions of a financial liabilities and an equity instruments.

# Notes to the Consolidated Financial Statements

for the Year ended March 31, 2024

(All amounts in ₹ Crores, unless otherwise stated)

## 2.20 Derivative and Non Derivative financial instruments and hedge accounting

### Initial recognition and subsequent measurement

The group uses derivative financial instruments (such as forward currency contracts, interest rate swaps and full currency swaps) or non derivative financial assets/liabilities to hedge its foreign currency risks and interest rate risks. The group has opted for "Hedge Accounting" for all its derivative as well as non-derivative financial instrument used for hedging. Accordingly, at the inception of the hedge the group formally designates a hedge relationship between the 'hedging instrument' and 'hedged item' which determine the initial recognition of the financial instrument as Fair Value Hedge or Cashflow hedge. The documentation includes the group's risk management objective and strategy for undertaking hedge, the hedging/ economic relationship, the hedged item or transaction, the nature of the risk being hedged and how the entity will assess the effectiveness of changes in the hedging instrument's fair value in offsetting the exposure to changes in the hedged item's fair value or cash flows attributable to the hedged risk. The Group determines the existence of an economic relationship between the hedging instrument and hedged item based on the currency/reference interest rates, contract amount and timing of their respective cash flows. The Group assesses whether the derivative designated in each hedging relationship is expected to be and has been effective in offsetting changes in cash flows of the hedged item using the hypothetical derivative method. In these hedge relationships, the main expected sources of ineffectiveness are :

- a) the effect of the counterparties' and the Group's own credit risk on the fair value of the forward foreign exchange contracts or Swaps, which is not reflected in the change in the fair value of the hedged cash flows attributable to the change in exchange rates or interest rates and

- b) changes in the timing of the hedged transactions.

Hedges entered into by group are expected to be highly effective in achieving offsetting changes in fair value or cash flows and are assessed on an ongoing basis to determine that they actually have been highly effective throughout the financial reporting periods for which they were designated. These financial instruments are initially recognised at fair value on the date on which a derivative contract is entered into and are subsequently re-measured at fair value. Derivatives are carried as financial assets when the fair value is positive and as financial liabilities when the fair value is negative.

Any gains or losses arising from changes in the fair value of derivatives are taken directly to profit or loss, except for the effective portion of cash flow hedges, which is recognised in OCI and later reclassified to profit and loss when the hedge item affects profit and loss.

For the purpose of hedge accounting, hedges are classified as:

- a) Fair value hedges when hedging the exposure to changes in the fair value of a recognised asset or liability.
- b) Cash flow hedges when hedging the exposure to variability in cash flows that is either attributable to a particular risk associated with a recognised asset or liability or a highly probable forecast transaction or the foreign currency risk in an unrecognised firm commitment.

Hedges that meet the strict criteria for hedge accounting are accounted for, as described below:

# Notes to the Consolidated Financial Statements

for the Year ended March 31, 2024

(All amounts in ₹ Crores, unless otherwise stated)

### Fair value hedges

The change in the fair value of a hedging instrument is recognised in the consolidated statement of profit and loss. The change in the fair value of the hedged item attributable to the risk hedged is recorded as part of the carrying value of the hedged item and is also recognised in the statement of profit and loss.

If the hedged item is derecognised, the unamortised fair value is recognised immediately in profit or loss. When an unrecognised firm commitment is designated as a hedged item, the subsequent cumulative change in the fair value of the firm commitment attributable to the hedged risk is recognised as an asset or liability with a corresponding gain or loss recognised in consolidated profit and loss.

### Cash flow hedges

The effective portion of the gain or loss on the hedging instrument is recognised in other comprehensive income in the cash flow hedge reserve, while any ineffective portion is recognised immediately in the consolidated statement of profit and loss.

The Group uses forward currency contracts as hedges of its exposure to foreign currency risk in forecast transactions and firm commitments. The ineffective portion relating to foreign currency contracts is recognised in the consolidated statement of profit and loss. In some cases, the group separates the premium element and the spot element of a forward contract and designates only the change in fair value of the spot element of forward exchange contracts as the hedging instrument in cash flow hedging relationships. In such cases, the changes in the fair value of the

premium element of the forward contract or the foreign currency basis spread of the financial instrument is accumulated in a separate component of equity as 'cost of hedging'. The changes in the fair value of such premium element or foreign currency basis spread are reclassified to profit or loss as a reclassification adjustment on a straight-line basis over the period of the forward contract or the financial instrument.

The Group also designates certain non derivative financial liabilities, such as foreign currency borrowings from banks, as hedging instruments for the hedge of foreign currency risk associated with highly probable transactions and, accordingly, applies cash flow hedge accounting for such relationships.

Amounts recognised as other comprehensive income are transferred to profit or loss when the hedged transaction affects profit or loss, such as when the hedged financial income or financial expense is recognised or when a forecast transaction occurs.

If the hedging instrument expires or is sold, terminated or exercised without replacement or rollover (as part of the hedging strategy), or if its designation as a hedge is revoked, or when the hedge no longer meets the criteria for hedge accounting, the hedge accounting will be discontinued prospectively. Any cumulative gain or loss previously recognised in other comprehensive income remains separately in other equity if the forecast transaction or the foreign currency firm commitment is expected to occur else the amount shall be immediately reclassified from the cash flow hedge reserve to profit or loss as a reclassification adjustment.



# Notes to the Consolidated Financial Statements

for the Year ended March 31, 2024

(All amounts in ₹ Crores, unless otherwise stated)

## 2.21 Fair value measurement

The group measures some of its financial instruments at fair value at each balance sheet date.

Fair value is the price that would be received to sell an asset or paid to transfer a liability in an orderly transaction between market participants at the measurement date. The fair value measurement is based on the presumption that the transaction to sell the asset or transfer the liability takes place either:

- In the principal market for the asset or liability, or
- In the absence of a principal market, in the most advantageous market for the asset or liability

The principal or the most advantageous market must be accessible by the group. The fair value of an asset or a liability is measured using the assumptions that market participants would use when pricing the asset or liability, assuming that market participants act in their economic best interest. A fair value measurement of a non-financial asset takes into account a market participant's ability to generate economic benefits by using the asset in its highest and best use or by selling it to another market participant that would use the asset in its highest and best use. The group uses valuation techniques that are appropriate in the circumstances and for which sufficient data are available to measure fair value, maximising the use of relevant observable inputs and minimising the use of unobservable inputs. All assets and liabilities for which fair value is measured or disclosed in the consolidated financial statements are categorised within the fair value hierarchy, described as follows, based on the lowest level input that is significant to the fair value measurement as a whole:

- Level 1 — Quoted (unadjusted) market prices in active markets for identical assets or liabilities.
- Level 2 — inputs other than quoted prices included in Level 1 that are observable for the asset or liability, either directly (i.e. as prices) or indirectly (i.e. derived from prices).
- Level 3 — inputs for the asset or liability that are not based on observable market data (unobservable inputs).

For assets and liabilities that are recognised in the consolidated financial statements on a recurring basis, the group determines whether transfers have occurred between levels in the hierarchy by re-assessing categorisation (based on the lowest level input that is significant to the fair value measurement as a whole) at the end of each reporting period.

For the purpose of fair value disclosures, the group has determined classes of assets and liabilities on the basis of the nature, characteristics and risks of the asset or liability and the level of the fair value hierarchy as explained above.

## 2.22 Segment reporting

Based on "Management Approach" as defined in Ind AS 108 -Operating Segments, the Chief Operating Decision Maker evaluates the group's performance and allocates the resources based on an analysis of various performance indicators by business segments. Inter segment sales and transfers are reflected at market prices.

Unallocable items includes general corporate income and expense items which are not allocated to any business segment.

# Notes to the Consolidated Financial Statements

for the Year ended March 31, 2024

(All amounts in ₹ Crores, unless otherwise stated)

## Segment Policies:

The group prepares its segment information in conformity with the accounting policies adopted for preparing and presenting the consolidated financial statements of the group as a whole. Common allocable costs are allocated to each segment on an appropriate basis.

## 2.23 Dividend

The group recognises a liability to make cash distributions to equity holders when the distribution is authorised and the distribution is no longer at the discretion of the group. As per the corporate laws in India, a distribution is authorised when it is approved by the shareholders. A corresponding amount is recognised directly in equity.

## 2.24 Interest and dividend income

Interest income is recognised when it is probable that the economic benefits will flow to the group using the effective interest method.

The 'effective interest rate' is the rate that exactly discounts estimated future cash payments or receipts through the expected life of the financial instrument to the gross carrying amount of the financial asset; or the amortised cost of the financial liability. Interest income is accrued on time basis, by reference to the principal outstanding.

Dividend income from investments is recognised when the shareholder's right to receive payment has been established (provided that it is probable that the economic benefits will flow to the group and the amount of income can be measured reliably).

## 2.25 Material accounting policy

The Group adopted Disclosure of Accounting Policies (Amendments to Ind AS 1) from 1 April 2023. Although the amendments did not result in any changes in the accounting policies

themselves, they impacted the accounting policy information disclosed in the financial statements. The amendments require the disclosure of 'material' rather than 'significant' accounting policies.

The amendments also provide guidance on the application of materiality to disclosure of accounting policies, assisting entities to provide useful, entity-specific accounting policy information that users need to understand other information in the financial statements.

**2.26** Ministry of Corporate Affairs ("MCA") notifies new standards or amendments to the existing standards under Companies (Indian Accounting Standards) Rules as issued from time to time. For the year ended March 31, 2024, MCA has not notified any new standards or amendments to the existing standards applicable to the Company.

## 3 SIGNIFICANT ACCOUNTING JUDGEMENTS, ESTIMATES AND ASSUMPTIONS

The preparation of consolidated financial statements requires management to make judgments, estimates and assumptions that affect the application of accounting policies and the reported amounts of assets, liabilities, income and expenses. Actual results may differ from these estimates.

Judgements, estimates and underlying assumptions are reviewed on an ongoing basis. Revisions to accounting estimates are recognised in the period in which the estimates are revised and in any future periods affected. In particular, information about significant areas of estimation, uncertainty and critical judgments in applying accounting policies that have the most significant effect on the amounts recognised in the consolidated financial statements is included in the following notes.

# Notes to the Consolidated Financial Statements

for the Year ended March 31, 2024

(All amounts in ₹ Crores, unless otherwise stated)

## A) Judgements:

- Derecognition of trade receivables and hedge effectiveness- Note 2.19
- Classification and lease term determination of leasing arrangement – Note 2.8
- Reverse factoring: presentation of amounts related to supply chain financing arrangements in the balance sheet and in the statement of cash flows Note- 19
- Investments accounted for using the equity method: whether the Group has significant influence over an investee. Note- 2.1
- Consolidation: whether the Group has de facto control over an investee. Note- 2.1
  - Assesment of uncertain tax treatments. Note- 2.14
  - Assesment of classification and recognition of government grants- Note 2.15

## B) Assumptions and estimation uncertainties:

- Fair value measurement of derivative instruments – Note 2.21
- Assessment of useful life of property, plant and equipment and intangible asset – Note 2.4
- Estimation of assets and obligations relating to employee benefits (including actuarial assumptions) – Note 2.16
- Assessment of impairment of financial assets and non-financial assets – Note 2.20 and Note 2.8
- Recognition and measurement of contingencies: key assumptions about the likelihood and magnitude of an outflow of resources – Note 2.12
- Recognition and estimation of tax expense including determination of applicable tax rate for measuring deferred tax balances– Note 2.14

# Notes to the Consolidated Financial Statements

for the Year ended March 31, 2024

(All amounts in ₹ Crores, unless otherwise stated)

## 4 PROPERTY, PLANT AND EQUIPMENT

Particulars	Freehold land	Roads	Buildings	Plant and equipment	Furniture and fixtures	Office equipment	Vehicles	Total
<b>Cost</b>								
<b>Balance at April 1,2022</b>	399.48	100.47	1,317.67	8,416.00	35.62	82.62	49.86	<b>10,401.72</b>
Additions/adjustments	19.78	17.52	169.11	1,822.74	3.86	13.84	31.70	<b>2,078.55</b>
Disposals/adjustments	(3.40)	-	(0.56)	(25.59)	(0.49)	(2.49)	(12.71)	<b>(45.24)</b>
Effect of foreign currency exchange differences	2.40	0.37	15.05	58.09	(0.05)	(0.12)	0.05	<b>75.79</b>
<b>Balance at March 31,2023</b>	<b>418.26</b>	<b>118.36</b>	<b>1,501.27</b>	<b>10,271.24</b>	<b>38.94</b>	<b>93.85</b>	<b>68.90</b>	<b>12,510.82</b>
Additions/adjustments	6.25	40.86	213.63	3,580.66	10.31	40.03	29.03	<b>3,920.77</b>
Disposals/adjustments	(2.01)	(0.99)	(1.99)	(19.98)	(0.87)	(3.68)	(14.15)	<b>(43.67)</b>
Effect of foreign currency exchange differences	(3.16)	(0.66)	(15.80)	(76.94)	(0.29)	(0.41)	(0.05)	<b>(97.31)</b>
<b>Balance at March 31,2024</b>	<b>419.34</b>	<b>157.57</b>	<b>1,697.11</b>	<b>13,754.98</b>	<b>48.09</b>	<b>129.79</b>	<b>83.73</b>	<b>16,290.61</b>
<b>Accumulated depreciation</b>								
<b>Balance at April 1,2022</b>	-	12.47	168.62	2,077.10	15.85	47.34	29.80	<b>2,351.18</b>
Depreciation expenses	-	2.73	40.08	474.16	2.81	9.07	9.87	<b>538.72</b>
Disposals/adjustments	-	-	(0.10)	(21.30)	(0.28)	(2.17)	(8.16)	<b>(32.01)</b>
Effect of foreign currency exchange differences	-	0.04	0.11	5.05	-	(0.16)	0.03	<b>5.07</b>
<b>Balance at March 31,2023</b>	-	<b>15.24</b>	<b>208.71</b>	<b>2,535.01</b>	<b>18.38</b>	<b>54.08</b>	<b>31.54</b>	<b>2,862.96</b>
Depreciation expenses	-	3.27	42.59	557.20	3.93	11.56	12.74	<b>631.29</b>
Disposals/adjustments	-	(0.21)	(0.23)	(12.99)	(0.55)	(3.21)	(11.46)	<b>(28.65)</b>
Effect of foreign currency exchange differences	-	(0.13)	(2.16)	(17.60)	(0.18)	(0.34)	(0.04)	<b>(20.45)</b>
<b>Balance at March 31,2024</b>	-	<b>18.17</b>	<b>248.91</b>	<b>3,061.62</b>	<b>21.58</b>	<b>62.09</b>	<b>32.78</b>	<b>3,445.15</b>
<b>Net block</b>								
<b>Balance at March 31,2023</b>	<b>418.26</b>	<b>103.12</b>	<b>1,292.56</b>	<b>7,736.23</b>	<b>20.56</b>	<b>39.77</b>	<b>37.36</b>	<b>9,647.86</b>
<b>Balance at March 31,2024</b>	<b>419.34</b>	<b>139.40</b>	<b>1,448.20</b>	<b>10,693.36</b>	<b>26.51</b>	<b>67.70</b>	<b>50.95</b>	<b>12,845.46</b>

Notes:

- Borrowing cost capitalised during the year (net of interest income) is ₹ 84.57 crores (Previous year: ₹ 53.51 crores) with a capitalisation rate ranging from 3.09% to 8.12 % (Previous year: 0.49% to 8.04%).
- The industrial freehold land measuring 32.41 acres at the group's plant in Gumudipoondi, Tamil Nadu had been acquired by the Company w.e.f. January 1, 2001 pursuant to a scheme of amalgamation sanctioned by the Hon'ble High court of Judicature at Madras and the Hon'ble High court of Delhi. Out of the said land, there is a dispute on a land parcel of 2.74 acres. Based on the legal documentation available, the management is of the view that it has an acceptable title, and the said dispute is not tenable.
- Capital expenditure incurred during the year includes ₹ 20.46 crores (Previous year: ₹ 7.22 crores) on account of research and development. Depreciation for the year includes depreciation of ₹ 14.56 crores (previous year : ₹ 14.19 crores) on assets deployed in research and development as per note 44 (a) below.
- Refer to note 17.1 for information on PPE pledged as security by the Company. Additionally, non funded working capital facilities drawn from banks amounting to ₹ Nil (Previous year: ₹ 19.66 crores) are secured by hypothecation of Captive Power Plant (CPP) and HFC134A plant situated at Dahej in the state of Gujarat.
- Refer to note 44 (c) for additions/adjustments on account of exchange differences during the year .
- Certain items of property, plant and equipment with written down value of ₹ 1.34 crores have been charged to the consolidated statement of profit and loss on account of damages due to cyclone / flood in the state of Tamil Nadu. Refer to note 44 (f)

## Notes to the Consolidated Financial Statements

for the Year ended March 31, 2024

(All amounts in ₹ Crores, unless otherwise stated)

(vii) Capital work-in-progress

	As at March 31, 2024	As at March 31, 2023
<b>Opening balance</b>	2,405.54	1,671.63
Additions during the year *	2,320.56	2,812.46
Less : Amount capitalised during the year	3,920.77	2,078.55
<b>Closing balance</b>	<b>805.33</b>	<b>2,405.54</b>

\* The group accounts for all capitalizations of property, plant and equipment through capital work in progress, and, therefore, the movement in capital work in progress is the difference between closing and opening balance of capital work in progress as adjusted by additions in property, plant and equipment.

### 4.1 CAPITAL WORK-IN-PROGRESS (CWIP)

(i) Ageing of capital work-in-progress :

	Amount in CWIP for a period of				Total
	Less than 1 year	1 - 2 years	2 - 3 years	More than 3 years	
<b>Projects in progress</b>					
As at March 31, 2024	642.59	148.04	8.16	6.54	<b>805.33</b>
As at March 31, 2023	2,113.22	236.61	46.96	8.75	<b>2,405.54</b>

(ii) CWIP completion schedule for capital work-in-progress whose completion is overdue or has exceeded its cost compared to its original plan :

	As at March 31, 2024				Total
	To be completed in				
	Less than 1 year	1 - 2 years	2 - 3 years	More than 3 years	
<b>Projects in progress</b>					
Backward Integration plant for fluorocarbon refrigerant gases	341.19	-	-	-	-
Project for electrical Line Connection	36.00	-	-	-	-
Others *	131.54	-	-	-	-
	<b>508.73</b>	<b>-</b>	<b>-</b>	<b>-</b>	<b>-</b>

	As at March 31, 2023				Total
	To be completed in				
	Less than 1 year	1 - 2 years	2 - 3 years	More than 3 years	
<b>Projects in progress</b>					
Integrated facility for development of PTFE	453.03	-	-	-	-
Thermal oxidation facility	108.39	-	-	-	-
Pharma intermediates plant	223.32	-	-	-	-
Dedicated facilities to produce agrochemicals intermediates	115.22	-	-	-	-
Capacity enhancement of TCF value chain	83.97	-	-	-	-
Others *	181.45	5.40	-	-	-
	<b>1,165.38</b>	<b>5.40</b>	<b>-</b>	<b>-</b>	<b>-</b>

\* Comprise projects not considered material at an individual level.  
Also refer note no 4 (vii)

## Notes to the Consolidated Financial Statements

for the Year ended March 31, 2024

(All amounts in ₹ Crores, unless otherwise stated)

### 5 OTHER INTANGIBLE ASSETS

Particulars	Trade Marks/ Brands	Technical Knowhow	Software	Others	Total
<b>Cost</b>					
<b>Balance at April 1, 2022</b>	73.25	55.19	34.02	29.18	<b>191.64</b>
Additions / adjustments	-	-	5.54	-	<b>5.54</b>
Effect of foreign currency exchange difference	-	-	(0.08)	(1.09)	<b>(1.17)</b>
Disposals/adjustments	-	-	(0.19)	-	<b>(0.19)</b>
<b>Balance at March 31, 2023</b>	<b>73.25</b>	<b>55.19</b>	<b>39.29</b>	<b>28.09</b>	<b>195.82</b>
Additions / adjustments	-	5.38	9.18	-	<b>14.56</b>
Effect of foreign currency exchange difference	-	-	(0.07)	(0.45)	<b>(0.52)</b>
Disposals/adjustments	-	-	(2.37)	-	<b>(2.37)</b>
<b>Balance at March 31, 2024</b>	<b>73.25</b>	<b>60.57</b>	<b>46.03</b>	<b>27.64</b>	<b>207.49</b>
<b>Accumulated amortisation</b>					
<b>Balance at April 1, 2022</b>	17.38	9.35	26.85	18.66	<b>72.24</b>
Amortisation expenses	2.45	1.70	4.10	0.79	<b>9.04</b>
Effect of foreign currency exchange differences	-	-	-	-	-
Disposals/adjustments	-	-	(0.19)	-	<b>(0.19)</b>
<b>Balance at March 31, 2023</b>	<b>19.83</b>	<b>11.05</b>	<b>30.76</b>	<b>19.45</b>	<b>81.09</b>
Amortisation expenses	2.45	1.76	4.38	0.74	<b>9.33</b>
Effect of foreign currency exchange differences	-	-	(0.03)	(0.05)	<b>(0.08)</b>
Disposals/adjustments	-	-	(2.37)	-	<b>(2.37)</b>
<b>Balance at March 31, 2024</b>	<b>22.28</b>	<b>12.81</b>	<b>32.74</b>	<b>20.14</b>	<b>87.97</b>
<b>Net block</b>					
<b>Balance at March 31, 2023</b>	<b>53.42</b>	<b>44.14</b>	<b>8.53</b>	<b>8.64</b>	<b>114.73</b>
<b>Balance at March 31, 2024</b>	<b>50.97</b>	<b>47.76</b>	<b>13.29</b>	<b>7.50</b>	<b>119.52</b>

### 6 INVESTMENTS

	As at March 31, 2024	As at March 31, 2023
<b>Non-current</b>		
Investment designated at fair value through other comprehensive income		
Investment in equity instruments	0.05	4.16
Investments at amortised cost		
(i) Investment in equity instruments	2.50	-
(ii) Investment in optionally convertible debentures	2.56	-
(iii) Investment in bonds	50.12	-
Investment mandatory at fair value through profit and loss		
Investment in bonds	65.89	-
	<b>121.12</b>	<b>4.16</b>

## Notes to the Consolidated Financial Statements

for the Year ended March 31, 2024

(All amounts in ₹ Crores, unless otherwise stated)

	As at March 31, 2024		As at March 31, 2023	
Aggregate book value of unquoted investments	5.11		4.16	
Aggregate amount of impairment in value of investments	4.34		4.34	
Aggregate book value of quoted investments	116.01		-	
Aggregate market value of quoted investments	116.18		-	
<b>Current</b>				
Investment mandatory at fair value through profit and loss				
(i) Investment in mutual funds	321.14		353.73	
(ii) Investment in bonds	84.44		136.32	
	<b>405.58</b>		<b>490.05</b>	
Aggregate book value and market value of quoted investments	84.44		136.32	
Aggregate book value and market value of unquoted investments	321.14		353.73	

### A Non-current investments

#### 6.1 Investment designated at fair value through other comprehensive income

##### Investment in equity instruments

	As at March 31, 2024		As at March 31, 2023	
	Number	Amount	Number	Amount
<b>Unquoted investments</b>				
Equity shares of ₹ 10 each fully paid up of Malanpur Captive Power Limited	42,21,535	4.22	42,21,535	4.22
Less: impairment in value of investments		(4.22)		(4.22)
Equity share of ₹ 10 each fully paid of Vaayu Renewable Energy (Tapti) Private Limited	50,000	0.05	50,000	0.05
Equity shares of ₹ 10 each fully paid of Suryadev Alloys & Power Private Limited	-	-	13,54,000	4.11
Equity shares of ₹ 10 each fully paid up of Sanghi Spinners India Limited	6,70,000	0.12	6,70,000	0.12
Less: impairment in value of investment	-	(0.12)	-	(0.12)
		<b>0.05</b>		<b>4.16</b>

#### 6.2 Investments at amortised cost

##### (i) Investment in equity instruments\*

	As at March 31, 2024		As at March 31, 2023	
	Number	Amount	Number	Amount
<b>Unquoted investments</b>				
Equity shares of ₹ 10 each fully paid up of Watsun Infrabuild Private Limited #	6,00,000	0.16	-	-
Equity shares of ₹ 10 each fully paid up of Dalavaipuram Renewables Private Limited #	55,15,661	1.44	-	-
Equity shares of ₹ 10 each fully paid up of Continuum MP Windfarm Development Private Limited #	34,37,917	0.90	-	-
		<b>2.50</b>		<b>-</b>

\* Based on terms of the arrangement, investments in these parties have been classified as debt instruments and measured at amortised cost

# Measured at fair value on initial transaction date

## Notes to the Consolidated Financial Statements

for the Year ended March 31, 2024

(All amounts in ₹ Crores, unless otherwise stated)

#### (ii) Investment in optionally convertible debentures

	As at March 31, 2024		As at March 31, 2023	
	Number	Amount	Number	Amount
<b>Unquoted investments</b>				
0% Optionally Convertible Debentures of ₹ 10 each fully paid up of Continuum MP Windfarm Development Private Limited #	97,80,283	2.56	-	-
		<b>2.56</b>		<b>-</b>

# Measured at fair value on initial transaction date

#### (iii) Investment in bonds

	As at March 31, 2024		As at March 31, 2023	
	Number	Amount	Number	Amount
<b>Quoted investments</b>				
8.40% HDB Financial Services Limited 2033 of ₹ 100,000 each	3,500	35.08	-	-
8.60% Cholamandalam Investment and Finance Company Limited 2029 of ₹ 1,000 each	1,50,000	15.04	-	-
		<b>50.12</b>		<b>-</b>

#### 6.3 Investment mandatory at fair value through profit and loss

##### Investment in bonds

	As at March 31, 2024		As at March 31, 2023	
	Number	Amount	Number	Amount
<b>Quoted investments</b>				
8.34% State Bank of India Perpetual Bonds of ₹ 10,000,000 each	46	46.83	-	-
8.55% Punjab National Bank Perpetual Bonds of ₹ 10,000,000 each	19	19.06	-	-
		<b>65.89</b>		<b>-</b>

### B Current investments

#### 6.4 Investment mandatory at fair value through profit and loss

##### (i) Investment in mutual funds

	As at March 31, 2024		As at March 31, 2023	
	Number	Amount	Number	Amount
<b>Unquoted investments</b>				
ICICI Prudential P1543 Floating Interest Fund- Growth Plan	36,12,365	138.95	36,12,365	128.63
Axis Liquid Fund- Regular Growth Plan	4,57,111	121.79	3,02,077	75.04
Aditya Birla Sun Life liquid Fund - Regular Growth Plan	-	-	20,85,916	75.05
Kotak Overnight Fund - Regular Growth Plan	-	-	6,29,688	75.01
UTI Liquid Fund - Regular Growth Plan	25,664	10.08	-	-
HDFC Liquid Fund - Regular Growth Plan	1,07,121	50.32	-	-
		<b>321.14</b>		<b>353.73</b>

## Notes to the Consolidated Financial Statements

for the Year ended March 31, 2024

(All amounts in ₹ Crores, unless otherwise stated)

### (ii) Investment in bonds

	As at March 31, 2024		As at March 31, 2023	
	Number	Amount	Number	Amount
<b>Quoted investments</b>				
9.56% State Bank of India Perpetual Bonds 2023 of ₹ 10,00,000 each	-	-	500	50.36
8.99% Bank of Baroda Perpetual Bonds 2024 of ₹ 10,00,000 each	550	54.83	550	55.60
8.50% State Bank of India Perpetual Bonds 2024 of ₹ 10,00,000 each	248	24.65	248	25.27
8.50% State Bank of India Perpetual Bonds 2025 of ₹ 10,00,000 each	50	4.96	50	5.09
		<b>84.44</b>		<b>136.32</b>

## 7 LOANS

(unsecured and considered good, unless otherwise stated)

	As at March 31, 2024	As at March 31, 2023
<b>Non- current</b>		
Loans to officers *	29.61	28.54
Loans to employees	20.43	16.28
	<b>50.04</b>	<b>44.82</b>
<b>Current</b>		
Loans to officers *	1.08	1.02
Loans to employees	12.01	10.00
Others		
- Credit impaired	2.74	2.74
Less : Provision for credit impaired	(2.74)	(2.74)
	<b>13.09</b>	<b>11.02</b>

\* Officers as defined under Section 2(59) of the Companies Act 2013.

## 8 DEFERRED TAX (NET)

The following is the analysis of deferred tax assets / (liabilities) presented in balance sheet.

	As at March 31, 2024	As at March 31, 2023
Deferred tax assets	88.47	101.00
Deferred tax liabilities	(999.63)	(891.57)
<b>Deferred tax liabilities, net</b>	<b>(911.16)</b>	<b>(790.57)</b>
<b>Net Deferred tax assets after set off</b>	<b>27.56</b>	<b>18.65</b>
<b>Net Deferred tax liabilities after set off</b>	<b>938.72</b>	<b>809.22</b>

## Notes to the Consolidated Financial Statements

for the Year ended March 31, 2024

(All amounts in ₹ Crores, unless otherwise stated)

The major components of deferred tax assets / (liabilities) arising on account of temporary differences are as follows:

2023-24	Opening balance	Recognised in statement of profit and loss	MAT Credit Entitlement utilised	Recognised in other comprehensive income	Foreign currency translation reserve for the year	Closing Balance
<b>Deferred tax assets</b>						
Expenses deductible in future years	15.37	7.27	-	-	(0.03)	22.61
Provision for credit impaired loans / receivables	0.88	(0.01)	-	-	(0.01)	0.86
Cash flow hedges / Cost of hedging reserve	49.04	-	-	(31.76)	-	17.28
Unabsorbed depreciation and carried forward losses	26.05	14.90	-	-	(1.43)	39.52
Others	9.66	(1.49)	-	0.03	-	8.20
	<b>101.00</b>	<b>20.67</b>	<b>-</b>	<b>(31.73)</b>	<b>(1.47)</b>	<b>88.47</b>
<b>Deferred tax liabilities</b>						
Property plant and equipment and intangible assets	(869.50)	(112.20)	-	-	3.54	(978.16)
Investment in mutual funds	(12.90)	(2.78)	-	-	-	(15.68)
Others	(9.17)	3.38	-	-	-	(5.79)
	<b>(891.57)</b>	<b>(111.60)</b>	<b>-</b>	<b>-</b>	<b>3.54</b>	<b>(999.63)</b>
<b>Total</b>	<b>(790.57)</b>	<b>(90.93)</b>	<b>-</b>	<b>(31.73)</b>	<b>2.07</b>	<b>(911.16)</b>

2022-23	Opening balance	Recognised in statement of profit and loss	MAT Credit Entitlement utilised	Recognised in other comprehensive income	Foreign currency translation reserve for the year	Closing Balance
<b>Deferred tax assets</b>						
Expenses deductible in future years	21.43	(5.65)	-	-	(0.41)	15.37
Provision for credit impaired loans / receivables	0.82	0.05	-	-	0.01	0.88
MAT Credit Entitlement	58.45	94.13	(152.58)	-	-	-
Cash flow hedges / Cost of hedging reserve	-	-	-	49.04	-	49.04
Unabsorbed depreciation and carried forward losses	18.41	6.92	-	-	0.72	26.05
Others	8.15	2.05	-	-	(0.54)	9.66
	<b>107.26</b>	<b>97.50</b>	<b>(152.58)</b>	<b>49.04</b>	<b>(0.22)</b>	<b>101.00</b>

## Notes to the Consolidated Financial Statements

for the Year ended March 31, 2024

(All amounts in ₹ Crores, unless otherwise stated)

2022-23	Opening balance	Recognised in statement of profit and loss	MAT Credit Entitlement utilised	Recognised in other comprehensive income	Foreign currency translation reserve for the year	Closing Balance
<b>Deferred tax liabilities</b>						
Property plant and equipment and intangible assets	(742.47)	(135.10)	-	-	8.07	(869.50)
Investment in mutual funds	(11.94)	(0.96)	-	-	-	(12.90)
Cash flow hedges / Cost of hedging reserve	(17.75)	-	-	17.75	-	-
Others	(0.96)	(8.21)	-	-	-	(9.17)
	<b>(773.12)</b>	<b>(144.27)</b>	<b>-</b>	<b>17.75</b>	<b>8.07</b>	<b>(891.57)</b>
<b>Total</b>	<b>(665.86)</b>	<b>(46.77)</b>	<b>(152.58)</b>	<b>66.79</b>	<b>7.85</b>	<b>(790.57)</b>

### Notes:

- At March 31, 2024, there was no recognised deferred tax liability (Previous year : Nil) for taxes that would be payable on the unremitted earnings of certain of the Company's subsidiaries. The Company has determined that undistributed profits of its subsidiaries will not be distributed in the foreseeable future.
- During the previous year, basis profitability and reassessment of certain tax positions, the Company had recognized an additional MAT credit of ₹ 94.13 crores pertaining to earlier years (including ₹ 74.02 crores which was previously written off during the financial year 2020-21), and the same had also been utilised in previous financial year.
- Deferred tax asset recognised on unabsorbed carried forward losses of subsidiaries of the group as above has been recognised to the extent to which management considered it probable that future taxable profits would be available against which such losses can be used.

## 9 OTHER FINANCIAL ASSETS

(unsecured and considered good, unless otherwise stated)

	As at March 31, 2024	As at March 31, 2023
<b>Non Current</b>		
Derivatives carried at fair value through other comprehensive income		
- Forward exchange contracts used for hedging	27.74	-
Other financial assets carried at amortised cost		
- Security deposits		
Related parties (Refer note 34)	4.47	3.50
Other than related parties	49.05	45.95
- Government grant recoverable *	110.02	15.86
- Deposit accounts with maturity beyond twelve months	0.20	-
- Earmarked bank deposits -Margin money	6.12	2.90
	<b>197.60</b>	<b>68.21</b>

## Notes to the Consolidated Financial Statements

for the Year ended March 31, 2024

(All amounts in ₹ Crores, unless otherwise stated)

	As at March 31, 2024	As at March 31, 2023
<b>Current</b>		
Derivatives carried at fair value through profit and loss		
- Other forward exchange contracts	0.25	0.10
Derivatives carried at fair value through other comprehensive income		
- Forward exchange contracts used for hedging	20.74	-
- Interest rate swaps used for hedging	-	0.89
Other financial assets carried at amortised cost		
- Security deposits	2.41	2.57
- Government grant and duty rebate recoverable *	104.09	209.50
- Claim recoverable		
Insurance claim recoverable	27.66	3.59
Others	9.41	12.55
- Deposit with Non Banking Financial Company (NBFC)	25.00	-
- Others	8.47	5.64
	<b>198.03</b>	<b>234.84</b>

\* Also refer footnote to note no 22

## 10 OTHER ASSETS

(unsecured and considered good, unless otherwise stated)

	As at March 31, 2024	As at March 31, 2023
<b>Non-Current</b>		
Capital advances		
(a) Unsecured, considered good	122.51	270.42
(b) Doubtful	1.23	-
Less: Allowance for doubtful advances	(1.23)	-
Prepaid expenses	17.10	0.60
Goods and services tax and other taxes/duties paid under protest	38.50	25.79
Others	0.31	0.32
<b>Total other non-current assets</b>	<b>178.42</b>	<b>297.13</b>
<b>Current</b>		
Prepaid expenses	31.45	25.10
Value added tax / Goods and services tax recoverable	154.90	142.66
Export incentives recoverable	19.56	8.71
Deposits with customs and excise authorities	22.36	22.55
Advance to suppliers	110.77	161.61
Others	16.72	2.04
<b>Total other current assets</b>	<b>355.76</b>	<b>362.67</b>

## Notes to the Consolidated Financial Statements

for the Year ended March 31, 2024

(All amounts in ₹ Crores, unless otherwise stated)

### 11 INVENTORIES

(Valued at lower of cost and net realisable value)

	As at March 31, 2024	As at March 31, 2023
Raw materials (including packing material)	1,067.59	1,102.59
Stock in progress	269.36	239.56
Finished goods	575.43	476.19
Stores and spares (including fuel)	373.23	360.24
Traded goods	40.86	95.71
	<b>2,326.47</b>	<b>2,274.29</b>
<b>Goods-in-transit, included above :</b>		
Raw material (including packing material)	349.63	263.50
Finished goods	105.34	79.95
Stores and spares (including fuel)	2.02	2.66
Traded goods	6.45	2.46
	<b>463.44</b>	<b>348.57</b>

#### Notes:

- The cost of inventories recognised as an expense includes ₹ 25.72 crores. (Previous year : ₹ 8.67 crores) in respect of write-downs of inventory to net realisable value. The write downs is included in "Changes in inventories of finished goods, work-in-progress and stock-in-trade".
- Refer Note 17.1 for information on inventories pledged as security by the group.
- The method of valuation of inventory has been stated in note 2.11
- Inventories amounting to ₹ 37.50 crores have been charged to the consolidated statement of profit and loss on account of damage due to cyclone / flood in the state of Tamil Nadu. Refer to note 44 (f)

### 12 TRADE RECEIVABLES

Current	As at March 31, 2024	As at March 31, 2023
Unsecured, considered good	1,942.82	1,785.62
Unsecured, credit impaired	7.56	5.30
Less: Loss allowance	(7.56)	(5.30)
	<b>1,942.82</b>	<b>1,785.62</b>

- The credit period generally allowed on sales varies, on a case to case basis, business to business and based on market conditions. Generally credit period allowed is upto 120 days.

## Notes to the Consolidated Financial Statements

for the Year ended March 31, 2024

(All amounts in ₹ Crores, unless otherwise stated)

- Ageing of receivables :

Outstanding for following periods from due date of payment	As at March 31, 2024						Total
	Undisputed Trade Receivables-considered good	Undisputed Trade Receivables-credit impaired	Undisputed Trade Receivables-having significant increase in credit risk	Disputed Trade Receivables-considered good	Disputed Trade Receivables-credit impaired	Disputed Trade Receivables-having significant increase in credit risk	
Not due	1,727.00	-	-	-	-	-	1,727.00
Less than 6 months	212.24	0.90	-	-	-	-	213.14
6 months- 1 year	0.97	1.93	-	-	-	-	2.90
1-2 Years	2.61	0.63	-	-	-	-	3.24
2-3 Years	-	1.75	-	-	-	-	1.75
More than 3 years	-	1.72	-	-	0.63	-	2.35
	<b>1,942.82</b>	<b>6.93</b>	-	-	<b>0.63</b>	-	<b>1,950.38</b>

Outstanding for following periods from due date of payment	As at March 31, 2023						Total
	Undisputed Trade Receivables-considered good	Undisputed Trade Receivables-credit impaired	Undisputed Trade Receivables-having significant increase in credit risk	Disputed Trade Receivables-considered good	Disputed Trade Receivables-credit impaired	Disputed Trade Receivables-having significant increase in credit risk	
Not due	1,543.31	-	-	-	-	-	1,543.31
Less than 6 months	239.49	-	-	-	-	-	239.49
6 months- 1 year	2.82	0.57	-	-	-	-	3.39
1-2 Years	-	2.43	-	-	-	-	2.43
2-3 Years	-	0.02	-	-	-	-	0.02
More than 3 years	-	1.62	-	-	0.66	-	2.28
	<b>1,785.62</b>	<b>4.64</b>	-	-	<b>0.66</b>	-	<b>1,790.92</b>

- The group has entered into receivables purchase agreements with banks to unconditionally and irrevocably sell, transfer, assign and convey all the rights, titles and interest of the group in the receivables as identified. Receivables sold as on March 31, 2024 are of ₹ 883.65 crores (Previous year: ₹ 1,105.22 crores). The group has derecognized these receivables as it has transferred its contractual rights to the banks with substantially all the risks and rewards of ownership and retains no control over these receivables as the banks have the right to further sell and transfer these receivables with notice to the group.
- At March 31, 2024, the carrying amount of the receivable from the Group's most significant customer is ₹ 124.92 crores (Previous year: ₹ 118.98 crores)
- Refer Note 17.1 for information on trade receivables pledged as security by the group.

## Notes to the Consolidated Financial Statements

for the Year ended March 31, 2024

(All amounts in ₹ Crores, unless otherwise stated)

### 13 CASH AND CASH EQUIVALENTS

	As at March 31, 2024	As at March 31, 2023
<b>Balances with Banks</b>		
Current accounts	198.28	151.63
Exchange earners foreign currency (EEFC) accounts	37.25	34.77
Deposit accounts with original maturity of three months or less ^	163.14	420.78
Cash in hand	0.66	0.80
	<b>399.33</b>	<b>607.98</b>

^ Refer note 17

### 14 BANK BALANCES OTHER THAN ABOVE

	As at March 31, 2024	As at March 31, 2023
Earmarked balances		
- Margin money	1.44	1.44
- Unclaimed dividend accounts	6.55	6.83
Other deposit accounts		
- Deposit accounts with original maturity beyond three months upto twelve months	0.22	0.21
	<b>8.21</b>	<b>8.48</b>

### 15 SHARE CAPITAL

	As at March 31, 2024	As at March 31, 2023
<b>Authorised share capital:</b>		
32,00,00,000 (Previous Year - 32,00,00,000)	320.00	320.00
Equity shares of ₹ 10 each		
10,00,000 (Previous Year - 10,00,000)	10.00	10.00
Preference shares of ₹ 100 each		
12,00,000 (Previous Year - 12,00,000)	6.00	6.00
Cumulative Preference shares of ₹ 50 each		
	<b>336.00</b>	<b>336.00</b>
<b>Issued capital:</b>		
30,04,81,580 (Previous Year - 30,04,81,580)	300.48	300.48
Equity Shares of ₹ 10 each		
<b>Subscribed capital:</b>		
29,64,24,825 (Previous Year - 29,64,24,825)	296.42	296.42
Equity Shares of ₹ 10 each fully paid up		
Add: Forfeited shares - Amount originally paid up	1.02	1.02
	<b>297.44</b>	<b>297.44</b>

## Notes to the Consolidated Financial Statements

for the Year ended March 31, 2024

(All amounts in ₹ Crores, unless otherwise stated)

### 15.1 Fully paid equity shares

	Number of shares	Amount
<b>Balance at April 1, 2022</b>	29,64,21,025	296.42
Add : Movement during the year (Also refer note 36 on "Employee Share Based Payments")	3,800	^
<b>Balance at March 31, 2023</b>	<b>29,64,24,825</b>	<b>296.42</b>
Add : Movement during the year	-	-
<b>Balance at March 31, 2024</b>	<b>29,64,24,825</b>	<b>296.42</b>

^ Amount in absolute : ₹ 38,000

There are no buy back of equity shares during the period of five years immediately preceding the reporting date.

#### Bonus shares issued during the five years preceding the reporting date

During the financial year ended March 31, 2022, the company had issued and allotted 236,980,820 fully paid up Bonus Equity shares of ₹ 10 each in the ratio of 4:1 (i.e. 4 Bonus Equity shares for every 1 existing equity share of the Company).

#### Terms/ rights attached to equity shares :

The parent has only one class of equity shares having a par value of ₹ 10 per share. Each holder of equity shares is entitled to one vote per share. The Company declares and pays dividends in Indian rupees. The final dividend proposed by the Board of Directors is subject to the approval of the shareholders in the ensuing Annual General Meeting. The Board may from time to time pay to the members, such interim dividends as appear to it to be justified by the profits of the company.

During the year ended March 31, 2024, first interim dividend of ₹ 3.60 per share and second interim dividend of ₹ 3.60 per share were recognised as distributions to equity shareholders, aggregating ₹ 213.43 crores (Previous year: first interim dividend of ₹ 3.60 per share and second interim dividend of ₹ 3.60 per share were recognised as distributions to equity shareholders, aggregating ₹ 213.43 crores).

In the event of liquidation of the Company, the holders of equity shares will be entitled to receive remaining assets of the Company, after distribution of all preferential amounts. The distribution will be in proportion to the number of equity shares held by the shareholders.

### 15.2 Details of equity shares held by the holding Company

	Number of fully paid ordinary shares
<b>As at March 31, 2024</b>	
KAMA Holdings Limited, the Holding Company	14,88,45,000
<b>As at March 31, 2023</b>	
KAMA Holdings Limited, the Holding Company	14,96,45,000



## Notes to the Consolidated Financial Statements

for the Year ended March 31, 2024

(All amounts in ₹ Crores, unless otherwise stated)

### 15.3 Details of equity shares held by each shareholder holding more than 5% shares:

Class of shares / Name of shareholder	As at March 31, 2024		As at March 31, 2023	
	Number of shares held	% holding in that class of shares	Number of shares held	% holding in that class of shares
<b>Fully paid equity shares</b>				
KAMA Holdings Limited	14,88,45,000	50.21%	14,96,45,000	50.48%

### 15.4 Details of equity shares held by Promoters

Name of Promoter's	Number of fully paid equity shares held	% holding in that class of shares	% change during the year
<b>As at March 31, 2024</b>			
1. KAMA Holdings Limited	14,88,45,000	50.21%	(0.53)%
2. Mr. Arun Bharat Ram	87,500	0.03%	(36.36)%
3. Mr. Ashish Bharat Ram	25,000	0.01%	100%
4. Mr. Kartik Bharat Ram	25,000	0.01%	100%
<b>As at March 31, 2023</b>			
1. KAMA Holdings Limited	14,96,45,000	50.48%	(0.40)%
2. Mr. Arun Bharat Ram	137,500	0.05%	-

## 16 OTHER EQUITY

	As at March 31, 2024	As at March 31, 2023
General reserve	711.27	711.27
Retained earnings	9,844.52	8,726.97
Cash flow hedging reserve	(54.06)	(150.34)
Cost of hedging reserve	3.40	4.74
Capital redemption reserve	10.48	10.48
Capital reserve	193.77	193.77
Debenture redemption reserve	-	-
Foreign currency translation reserve	(53.33)	15.75
Reserve for equity instruments through other comprehensive income	(4.22)	(4.22)
Employee share based payment reserve	20.19	11.63
Securities premium	509.56	509.56
	<b>11,181.58</b>	<b>10,029.61</b>

### 16.1 General reserve

	As at March 31, 2024	As at March 31, 2023
Balance at beginning of year	711.27	648.77
Increase/(decrease) during the year	-	62.50
Balance at end of year	<b>711.27</b>	<b>711.27</b>

The general reserve is created from time to time on transfer of profits from retained earnings. General reserve is created by transfer from one component of equity to another and is not an item of other comprehensive income. Items included in general reserve will not be reclassified subsequently to profit and loss.

## Notes to the Consolidated Financial Statements

for the Year ended March 31, 2024

(All amounts in ₹ Crores, unless otherwise stated)

### 16.2 Retained earnings

	As at March 31, 2024	As at March 31, 2023
Balance at beginning of year	8,726.97	6,785.77
Profit for the year	1,335.71	2,162.34
Other comprehensive income arising from measurement of defined benefit obligation* (Refer note 35.2 (iv))	(4.73)	(7.71)
Payments of dividend on equity shares	(213.43)	(213.43)
Balance at end of year	<b>9,844.52</b>	<b>8,726.97</b>

The amount that can be distributed as dividend by the parent to its equity shareholders is determined based on the financial position of the parent company and also considering the requirements of the Companies Act, 2013.

\* net of income tax of ₹ (1.19) crores. {Previous year : (₹ 4.24) crores}

### 16.3 Cash flow hedging reserve

(Refer note 39.3.1 (C))

	As at March 31, 2024	As at March 31, 2023
Balance at beginning of year	(150.34)	34.49
Recognized/(released) during the year	128.47	(252.41)
Income tax related to above	(32.19)	67.58
Balance at end of year	<b>(54.06)</b>	<b>(150.34)</b>

The Cash flow hedge reserve represents the cumulative effective portion of gains or losses arising on changes in fair value of designated portion of hedging instruments entered into for cash flow hedges. The cumulative gain or loss arising on changes in the fair value of the designated portion of the hedging instruments that are recognised and accumulated under the heading of cash flow hedging reserve will be reclassified to profit or loss only when the hedged transaction affects the profit or loss, or included as a basis adjustment to the non-financial hedged item.

### 16.4 Cost of hedging reserve

(Refer note 39.3.1 (C))

	As at March 31, 2024	As at March 31, 2023
Balance at beginning of year	4.74	0.51
Recognized/(released) during the year	(1.77)	5.02
Income tax related to above	0.43	(0.79)
Balance at end of year	<b>3.40</b>	<b>4.74</b>

The cost of hedging reserve reflects gain or loss on the portion excluded from the designated hedging instrument that relates to the forward element of forward contracts. It is initially recognised in other comprehensive income and accounted for similarly to gains or losses in the cash flow hedging reserve.

## Notes to the Consolidated Financial Statements

for the Year ended March 31, 2024

(All amounts in ₹ Crores, unless otherwise stated)

### 16.5 Capital redemption reserve

	As at March 31, 2024	As at March 31, 2023
Balance at beginning of year	10.48	10.48
Increase/(decrease) during the year	-	-
Balance at end of year	<b>10.48</b>	<b>10.48</b>

Capital Redemption Reserve is a statutory, non-distributable reserve into which amounts are transferred following the redemption or purchase of a company's own shares. The reserve is utilised in accordance with the provision of the Act.

### 16.6 Capital reserve

	As at March 31, 2024	As at March 31, 2023
Balance at beginning of year	193.77	193.77
Increase/(decrease) during the year	-	-
Balance at end of year	<b>193.77</b>	<b>193.77</b>

Capital reserve represents amounts received pursuant to Montreal Protocol Phase-out Programme of refrigerant gases.

### 16.7 Reserve for equity instruments through other comprehensive income

	As at March 31, 2024	As at March 31, 2023
Balance at beginning of year	(4.22)	(4.22)
Increase/(decrease) during the year	-	-
Balance at end of year	<b>(4.22)</b>	<b>(4.22)</b>

This reserves represents the cumulative gains and losses arising on the revaluation of equity instruments measured at fair value through other comprehensive income, net of amount reclassified to retained earnings when those assets have been disposed of.

### 16.8 Exchange differences on translating financial statements of foreign operations

	As at March 31, 2024	As at March 31, 2023
Balance at beginning of year	15.75	23.07
Exchange differences arising on translation of foreign operations	(69.08)	(7.32)
Balance at end of year	<b>(53.33)</b>	<b>15.75</b>

Exchange differences relating to translation of the results and net assets of the group's foreign operations from their functional currency in to group presentation currency (i.e. ₹) are recognized in Other Comprehensive Income and accumulated in foreign currency translation reserve. Exchange differences previously accumulated in foreign currency translation reserve in respect of foreign operations are reclassified to statement of profit and loss on disposal of foreign operation.

## Notes to the Consolidated Financial Statements

for the Year ended March 31, 2024

(All amounts in ₹ Crores, unless otherwise stated)

### 16.9 Employee share based payment reserve

	As at March 31, 2024	As at March 31, 2023
Balance at beginning of year	11.63	3.22
Increase/(decrease) during the year	8.56	8.41
Balance at end of year	<b>20.19</b>	<b>11.63</b>

The Company has allotted equity shares to certain employees and officers under an employee share purchase scheme. The share based payment reserve is used to recognise the value of equity-settled share based payments provided to the such employees and officers as part of their remuneration. Refer note 36 for further details of the scheme.

### 16.10 Securities premium

	As at March 31, 2024	As at March 31, 2023
Balance at beginning of year	509.56	509.56
Increase/decrease during the year	-	-
Balance at end of year	<b>509.56</b>	<b>509.56</b>

Securities premium represents the amount received in excess of the face value upon issue of equity shares. The same may be, inter-alia, utilised for issue of fully paid bonus shares or for buy-back of equity shares by the Company, in accordance with provisions of the Act.

### 16.11 Debenture redemption reserve

	As at March 31, 2024	As at March 31, 2023
Balance at beginning of year	-	62.50
Increase/(decrease) during the year	-	(62.50)
Balance at end of year	-	-

The Company had issued non-convertible debentures which has been repaid during the year. The Company had created debenture redemption reserve out of the profits of the Company available for payment of dividend and the same has been transferred to General Reserve during the year.

## Notes to the Consolidated Financial Statements

for the Year ended March 31, 2024

(All amounts in ₹ Crores, unless otherwise stated)

### 17 BORROWINGS

	As at March 31, 2024	As at March 31, 2023
<b>Non-current</b>		
<b>Secured</b>		
Term Loans from banks* <sup>^</sup> (Refer note 17.1.1)	2,272.89	2,693.26
Term Loans from others *(Refer note 17.1.2)	686.32	109.52
Less: Current maturities of long term borrowings		
Term loan from banks	(940.93)	(447.53)
Term loan from others	(43.05)	(43.73)
	<b>1,975.23</b>	<b>2,311.52</b>
<b>Unsecured</b>		
Term Loans from banks	368.46	-
Less: Current maturities of long term borrowings	(92.55)	-
	<b>275.91</b>	-
	<b>2,251.14</b>	<b>2,311.52</b>
<b>Current</b>		
<b>Secured</b>		
Cash credits from banks (Refer note 17.1.3.(iii))	13.27	-
Term loan from Banks <sup>^^</sup> (Refer note 17.1.3.(ii))	150.00	210.00
Loans repayable on demand from banks (Refer note 17.1.3.(i))	700.03	480.29
Current maturities of long term borrowings	983.98	491.26
	<b>1,847.28</b>	<b>1,181.55</b>
<b>Unsecured</b>		
Loans repayable on demand from banks	529.27	860.99
Commercial papers from banks and others #	200.00	-
Current maturities of long term borrowings	92.55	-
	<b>821.82</b>	<b>860.99</b>
	<b>2,669.10</b>	<b>2,042.54</b>

\* Above amount of borrowings are net of upfront fees paid ₹ 10.25 crores (Previous year : ₹ 7.35 crores)

<sup>^</sup> Out of a term loan of ₹ 625.38 crores obtained during the current year, unutilised balance of ₹ 50.00 crores as on March 31, 2024 has been temporarily invested in fixed deposit with a bank. (Previous Year: Out of a term loan of ₹ 616.57 crores obtained towards the end of the year, unutilised balance of ₹ 370.00 crores as on March 31, 2023 was temporarily invested in fixed deposit with a bank).

<sup>^^</sup> Represents long term loan taken from a bank which is repayable in 18 quarterly instalments starting from June 2024. It has been entirely classified as current due to certain terms/conditions specified in agreement with the bank allowing pre-closure of the loan at the option of the Company/bank.

# The maximum amount due during the year was ₹ 200.00 crores (Previous year : ₹ 500.00 crores)

There have been no defaults in repayment of principal and interest on borrowings during the reporting periods.

The quarterly returns or statements of current assets filed by the Company with the banks are in agreement with the books of account of the Company.

## Notes to the Consolidated Financial Statements

for the Year ended March 31, 2024

(All amounts in ₹ Crores, unless otherwise stated)

### 17.1 Details of security against the secured loans:

Details of Loan	As at March 31, 2024 <sup>#</sup>	As at March 31, 2023 <sup>#</sup>	Security
1 (i) Term loan from Banks *	1,886.41	1,988.70	<b>Moveable property</b>
			(a) (i) Out of the loans in 1, loans aggregating to ₹ 1686.41 crores (Previous Year – ₹ 1988.70 crores) are secured by hypothecation of Company's moveable properties, both present and future, situated at Manali, Viralimalai (other than moveable assets of Coated Fabrics Business) and Gummidipoondi in the State of Tamil Nadu, Jhiwana in the State of Rajasthan, Malanpur and Special Economic Zone - Indore in the State of Madhya Pradesh and Kashipur (other than moveable assets of Laminated Fabrics Business) in the State of Uttarakhand and Dahej in the State of Gujarat (save and except certain assets).
			(a) (ii) Out of the loans in 1, loans aggregating to ₹ 200.00 crores (Previous year - ₹ Nil) are secured by hypothecation of Company's plant and machinery which consist of all movable properties, both present and future, situated at Manali, Viralimalai and Gummidipoondi in the State of Tamil Nadu, Jhiwana in the State of Rajasthan, Malanpur, Special Economic Zone - Indore and Pithampur in the State of Madhya Pradesh, Kashipur in the State of Uttarakhand and Dahej in the State of Gujarat.
			<b>Immoveable property</b>
			(b)(i) Out of the loans in 1(a)(i), loans aggregating to ₹ 95.60 crores (Previous Year – ₹ 188.83 crores) are secured by equitable Mortgage of Company's immoveable properties, both present and future, situated at Viralimalai, Gummidipoondi (freehold land) in the State of Tamil Nadu, Kashipur in the State of Uttarakhand and Jhiwana in the State of Rajasthan.
			(b)(ii) Out of the loans in 1(a)(i), loans aggregating to ₹ Nil (Previous Year – ₹ 70.86 crores) are secured by equitable Mortgage of Company's immoveable properties, both present and future, situated at Viralimalai, Gummidipoondi (freehold land) in the State of Tamil Nadu and Kashipur in the State of Uttarakhand.
(ii) Term loans from banks	350.91	402.25	Term loan is secured by pledge of 85% of the share capital of SRF Europe Kft held by SRF Global BV, mortgage of land and building of SRF Europe Kft and exclusive charge over the fixed assets of SRF Europe Kft.
(iii) Term loans from banks	39.99	309.51	Out of 1(iii), term loan of ₹ 39.99 crores (previous year ₹ 84.13 crores) is secured by mortgage of existing plant and machinery, land and building and/or any construction in future of Packaging film Factory (SRF Industries (Thailand) Ltd) and ₹ Nil (previous year ₹ 225.38 crores) were to be charged against certain specific Plant and machinery of Packaging film Factory (SRF Industries (Thailand) Ltd).

# Notes to the Consolidated Financial Statements

for the Year ended March 31, 2024

(All amounts in ₹ Crores, unless otherwise stated)

Details of Loan	As at March 31, 2024#	As at March 31, 2023#	Security
2 Term loans from others *	692.15	109.67	<p><b>Moveable Property</b></p> <p>(a)(i) Out of the loans in 2, loans aggregating to ₹ 625.38 crores (Previous Year – ₹ Nil) are secured by hypothecation of Company's moveable properties, both present and future, situated at Manali, Viralimalai (other than moveable assets of Coated Fabrics Business) and Gummidipoondi in the State of Tamil Nadu, Jhiwana in the State of Rajasthan, Malanpur, Special Economic Zone - Indore and at Plot no. 675 at Industrial Area Pithampur in the State of Madhya Pradesh, Kashipur (other than moveable assets of Laminated Fabrics Business) in the State of Uttarakhand and Dahej in the State of Gujarat (save and except certain assets).</p> <p>(a)(ii) Out of loans in 2, loan of ₹ 66.77 crores (Previous Year – ₹ 109.67 crores ) is secured by hypothecation of Company's moveable properties, both present and future, situated at Plot no. 675 at Industrial Area Pithampur in the State of Madhya Pradesh.</p> <p><b>Immoveable Properties</b></p> <p>(b)(i) Loans in 2(a)(i), is to be further secured by the mortgage on the company's all immoveable properties, both present and future, situated at Dahej in the State of Gujarat.</p>
3 (i) Loans repayable on demand from banks	588.18	381.97	Secured by hypothecation of stocks, semi finished and finished goods, stores and spares not relating to plant and machinery, bill receivables, book debts and other Companies' moveable assets, both present and future, at Manali, Viralimalai and Gummidipoondi in the State of Tamil Nadu, Jhiwana in the State of Rajasthan, Malanpur, Special Economic Zone - Indore and Pithampur in the State of Madhya Pradesh, Kashipur in the State of Uttarakhand and Dahej in the State of Gujarat.
	21.88	-	Working capital facilities availed by SRF Flexipak (South Africa) (Pty) Ltd. are secured by cession of debtors and limited cession and pledge of credit balances
	89.97	98.32	Working capital facility is secured by pledge of 85% of the share capital of SRF Europe Kft held by SRF Global BV and pledge over receivables arising out of trade agreements
(ii) Term loan from bank	150.00	210.00	Secured by a first pari passu charge over all the moveable fixed assets both present and future of SRF Altech Limited. Also refer footnote to note no.17.
(iii) Cash credit / Working facilities from banks	13.27	-	Working capital facilities availed by SRF Flexipak (South Africa) (Pty) Ltd. are secured by cession of debtors and limited cession and pledge of credit balances

# Gross of upfront fees paid ₹ 10.25 Crores (Previous year - ₹ 7.35 Crores)

\* Such hypothecation and mortgage mentioned in point 1(i), 2(a)(i) and 2(b)(i) above, rank pari-passu between term loans from banks and others.

# Notes to the Consolidated Financial Statements

for the Year ended March 31, 2024

(All amounts in ₹ Crores, unless otherwise stated)

## 17.2 Terms of loans

As at March 31, 2024

### NON CURRENT BORROWINGS

Loan Category	Frequency of principal repayments	Interest rate	Up to March 31, 2025	For 2025-26	For 2026-27	From 2027-28 to 2029-30
Term loans from banks	Half yearly instalment	Floating rate : Ranging from 3.70 % to 8.10 %	95.97	95.97	43.99	164.00
	Quarterly Instalment	Ranging from 0.94% to 8.02%	424.48	547.82	719.15	39.09
	Monthly Instalment	At 1.12%	265.16	-	-	-
Term loans from Others	Bullet payments	Floating rate: 6.22% as at March 31, 2024	250.15	-	-	-
	Half year payments	Floating rate: 6.62 % as at March 31, 2024	44.46	22.31	-	-
	Quarterly Instalment	Floating rate: 6.22 % as at March 31, 2024	-	50.03	100.06	475.28
			<b>1,080.22</b>	<b>716.13</b>	<b>863.20</b>	<b>678.37</b>

Amounts mentioned above are gross of upfront fees paid of ₹ 10.25 crores

### CURRENT BORROWINGS

Short term borrowings are either payable in instalments within one year or repayable on demand. For short term borrowings, interest rates ranges from 2.65% to 11.75% . Also refer footnote to note no .17

As at March 31, 2023

### NON CURRENT BORROWINGS

Loan Category	Frequency of principal repayments	Interest rate	Up to March 31, 2024	For 2024-25	For 2025-26	From 2026-27 to 2028-29
Term loans from banks	Half yearly instalment	Ranging from 1.23% to 3.25%	68.21	351.57	48.08	24.04
	Quarterly Instalment	Ranging from 0.94% to 5.75%	381.77	422.42	497.71	660.03
	Bullet payments	Floating rate: 5.45% as at March 31, 2023	-	246.63	-	-
Term loans from Others	Half year payments	Floating rate: 5.84% as at March 31, 2023	43.83	43.83	22.01	-
			<b>493.81</b>	<b>1,064.45</b>	<b>567.80</b>	<b>684.07</b>

Amounts mentioned above are gross of upfront fees paid of ₹ 7.35 crores

### CURRENT BORROWINGS

Short term borrowings are either payable in instalments within one year or repayable on demand. For short term borrowings, interest rates ranges from 0.26% to 10.78% . Also refer footnote to note no .17

## Notes to the Consolidated Financial Statements

for the Year ended March 31, 2024

(All amounts in ₹ Crores, unless otherwise stated)

### Terms of repayment

- 1 Rupee term loans of ₹ 78.13 crores are repayable in 5 quarterly instalments from April 2024 (Previous year: ₹ 140.63 crores repayable in 9 quarterly instalments from April 2023)
- 2 Rupee term loans of ₹ 90.00 crores are repayable in 12 half-yearly instalments from September 2024 (Previous year: NIL)
- 3 Rupee term loans of ₹ 110.00 crores are repayable in 12 half-yearly instalments from September 2024 (Previous year: NIL)
- 4 Foreign currency term loan of ₹ 66.77 crores are repayable in 3 half-yearly instalments from April 2024 (Previous year: ₹ 109.67 crores are repayable in 5 half-yearly instalments from April 2023).
- 5 Foreign currency term loan of ₹ 95.60 crores are repayable in 4 quarterly instalments from May 2024 (Previous year: ₹ 188.83 crores are repayable in 8 quarterly instalments from May 2023).
- 6 Foreign currency term loan of ₹ 265.16 crores are repayable in 12 monthly instalments from April 2024 (Previous year: ₹ 287.57 crores are repayable in 2 half yearly instalments from September 2023 and 12 monthly instalments from April 2024).
- 7 Foreign currency term loan of ₹ 250.15 crores is repayable in one bullet instalment in March 2025 (Previous year: ₹ 246.63 crores is repayable in one bullet instalment in March 2025)
- 8 Foreign currency term loan of ₹ 176.58 crores are repayable in 12 quarterly instalments from June 2024 (Previous year: ₹ 232.12 crores are repayable in 16 quarterly instalments from June 2023)
- 9 Foreign currency term loan of ₹ 195.43 crores are repayable in 15 quarterly instalments from May 2024 (Previous year: ₹ 205.52 crores are repayable in 16 quarterly instalments from February 2024)
- 10 Foreign currency term loan of ₹ 625.37 crores are repayable in 9 quarterly instalments from February 2025 (Previous year: ₹ 616.54 crores are repayable in 9 quarterly instalments from February 2025)
- 11 Foreign currency term loan of ₹ 625.38 crores are repayable in 21 quarterly instalments from July 2025 (Previous year: NIL)
- 12 Foreign currency term loan of ₹ 350.91 crores are repayable in 9 quarterly instalments from June 2024 and final instalment in January 2027 (Previous year : ₹ 402.27 crores are repayable in 13 quarterly instalments from June 2023 and final instalment in January 2027).
- 13 Foreign currency term loan of ₹ 39.99 crores are repayable in 1 half yearly instalment in September 2024 and final instalment in September 2025 (Previous year: ₹ 84.14 crores are repayable in 3 half yearly instalments from September 2023 and final instalment in September 2025.)
- 14 Foreign currency term loan of ₹ 71.41 crores are repayable in 10 quarterly instalments from April 2024 (Previous year: ₹ 105.15 crores are repayable in 14 quarterly instalments from April 2023)
- 15 Foreign currency term loan of ₹ 159.94 crores are repayable in 5 half yearly instalments from June 2024 (Previous year : ₹ 120.20 crores are repayable in 5 half yearly instalments from June 2024).
- 16 Foreign currency term loan of ₹ 137.10 crores are repayable in 6 quarterly instalments from December 2025 (Previous year: NIL)
- 17 Foreign currency term loan from Bank of ₹ 26.82 crores was repaid in the current year (Previous year: ₹ 26.82 crores is repayable in 1 quarterly instalment in April 2023)
- 18 Foreign currency term loan from Bank of ₹ 44.04 crores was repaid in the current year (Previous year: ₹ 44.04 crores are repayable in 3 quarterly instalments from April 2023).

## Notes to the Consolidated Financial Statements

for the Year ended March 31, 2024

(All amounts in ₹ Crores, unless otherwise stated)

### 18 PROVISIONS

	As at March 31, 2024	As at March 31, 2023
<b>Non-Current</b>		
Provision for employee benefits		
Provision for compensated absence (Refer note 35.2)	62.53	53.49
Provision for retention pay	0.17	0.17
Other employee benefits (Refer note 35.2)	8.69	7.14
	<b>71.39</b>	<b>60.80</b>
<b>Current</b>		
Provision for employee benefits		
Provision for compensated absence (Refer note 35.2)	8.74	7.91
Other employee benefits (Refer note 35.2)	0.03	-
	<b>8.77</b>	<b>7.91</b>

### 19 TRADE PAYABLES

	As at March 31, 2024	As at March 31, 2023
Total outstanding dues of micro enterprises and small enterprises #		
- Acceptances*	-	5.33
- Other than acceptances	84.57	62.46
	<b>84.57</b>	<b>67.79</b>
Total outstanding dues of creditors other than micro enterprises and small enterprises		
- Acceptances*	591.27	654.84
- Other than acceptances	1,521.92	1,508.64
	<b>2,113.19</b>	<b>2,163.48</b>
	<b>2,197.76</b>	<b>2,231.27</b>

# Refer note 19.1

\*The Group participates in a supply chain financing arrangement (SCF) which is disclosed under trade payables / other financial liabilities enabling suppliers to take early payment by selling their receivables from the group. The Group has not derecognised the original liabilities to which the arrangement applies because neither a legal release was obtained nor the original liability and the payment terms are modified on entering into the arrangement. The Group therefore discloses such amounts within trade payables / other financial liabilities because the nature and function of the financial liability remains same.

### Ageing of Trade payables :

Outstanding for following periods from due date of payment	As at March 31, 2024				Total
	Dues of micro enterprises and small enterprises	Dues of creditors other than micro enterprises and small enterprises	Disputed dues of micro enterprises and small enterprises	Disputed dues of creditors other than micro enterprises and small enterprises	
Not due	83.17	1,406.07	-	-	1,489.24
Less than one year	1.40	208.60	-	-	210.00
1-2 Years	-	-	-	-	-
2-3 Years	-	-	-	-	-
More than 3 years	-	0.54	-	-	0.54
Unbilled dues	-	497.98	-	-	497.98
	<b>84.57</b>	<b>2,113.19</b>	<b>-</b>	<b>-</b>	<b>2,197.76</b>

## Notes to the Consolidated Financial Statements

for the Year ended March 31, 2024

(All amounts in ₹ Crores, unless otherwise stated)

Outstanding for following periods from due date of payment	As at March 31, 2023				Total
	Dues of micro enterprises and small enterprises	Dues of creditors other than micro enterprises and small enterprises	Disputed dues of micro enterprises and small enterprises	Disputed dues of creditors other than micro enterprises and small enterprises	
Not due	67.79	1,540.50	-	-	1,608.29
Less than one year	-	199.21	-	-	199.21
1-2 Years	-	0.40	-	-	0.40
2-3 Years	-	0.21	-	-	0.21
More than 3 years	-	1.31	-	-	1.31
Unbilled dues	-	421.85	-	-	421.85
	<b>67.79</b>	<b>2,163.48</b>	<b>-</b>	<b>-</b>	<b>2,231.27</b>

### 19.1 Total outstanding dues of micro enterprises and small enterprises

Trade Payables include the following dues to micro and small enterprises covered under "The Micro, Small and Medium Enterprises Development Act, 2006" (MSMED) to the extent such parties have been identified from the available information.

	As at March 31, 2024	As at March 31, 2023
Amount remaining unpaid to suppliers under MSMED (suppliers) as at the end of year		
- Principal amount **	124.77	128.33
- Interest due thereon	0.04	0.01
Amount of payments made to suppliers beyond the appointed day during the year		
- Principal amount	-	-
- Interest actually paid under section 16 of MSMED /settled	0.01	-
Amount of interest due and payable for delay in payment (which has been paid but beyond the appointed day during the year) but without adding interest under MSMED	-	-
Interest accrued and remaining unpaid at the end of the year		
- Interest accrued during the year	0.04	0.01
- Interest remaining unpaid as at the end of the year	0.04	0.01
Interest remaining due and payable even in the succeeding years, until such date when the interest dues are actually paid, for the purpose of disallowance of a deductible expenditure	0.04	0.01

\*\* including payable to micro enterprise and small enterprise included in other financial liabilities (refer note 20)

## Notes to the Consolidated Financial Statements

for the Year ended March 31, 2024

(All amounts in ₹ Crores, unless otherwise stated)

### 20 OTHER FINANCIAL LIABILITIES

	As at March 31, 2024	As at March 31, 2023
<b>Non Current</b>		
Derivatives carried at fair value through other comprehensive income		
- Forward exchange contracts used for hedging	0.80	26.24
Payables to capital creditors		
- Total outstanding dues of creditors other than micro enterprises and small enterprises		
Acceptances*	-	133.23
	<b>0.80</b>	<b>159.47</b>
<b>Current</b>		
Interest accrued but not due on borrowings	23.41	14.80
Unpaid dividends^	6.55	6.83
Security deposits received	7.84	7.64
Payables to capital creditors		
- Total outstanding dues of micro enterprises and small enterprises#		
Acceptances*	-	0.67
Other than acceptances	40.24	59.88
- Total outstanding dues of creditors other than micro enterprises and small enterprises		
Acceptances*	147.65	118.46
Other than acceptances	94.24	126.00
Derivatives carried at fair value through profit and loss		
- Forward exchange contracts used for hedging	0.79	7.09
- Other Forward exchange contracts	0.04	-
Derivatives carried at fair value through other comprehensive income		
- Forward exchange contracts used for hedging	4.93	35.05
Payable to banks for discounted receivables	131.23	105.72
Liability towards unspent expenditure on corporate social responsibility **	9.51	-
Others	0.99	3.42
	<b>467.42</b>	<b>485.56</b>

^ Amount will be credited to investor education and protection fund if not claimed within seven years from the date of declaration of dividend.

# Refer note 19.1

\* Refer footnote to note no. 19

\*\* Refer note 44 (d)

## Notes to the Consolidated Financial Statements

for the Year ended March 31, 2024

(All amounts in ₹ Crores, unless otherwise stated)

### 21 TAX ASSETS AND LIABILITIES

	As at March 31, 2024	As at March 31, 2023
<b>Other tax assets</b>		
Advance tax (net of provisions for tax)	210.96	91.26
<b>Current tax liabilities</b>		
Provisions for tax (net of advance tax)	16.60	14.63

### 22 OTHER LIABILITIES

	As at March 31, 2024	As at March 31, 2023
<b>Non-current</b>		
Deferred government grants *	177.31	72.29
	<b>177.31</b>	<b>72.29</b>
<b>Current</b>		
Contract liability (Refer note 40)	33.05	45.90
Statutory liabilities	32.51	34.44
Payable to gratuity trust (Refer note 35.2)	4.00	8.38
Deferred government grants*	5.50	1.74
Other payables	18.55	18.33
	<b>93.61</b>	<b>108.79</b>

\* Deferred government grants represents capital grant in relation to the following:

- (i) Grant received in earlier years from The Industrial Development Corporation of South Africa towards setting up of property, plant and equipment under a government program
- (ii) Grant received in earlier years from Ministry of Foreign Affairs and Trade, Hungary under the governments' "Scheme for Investment Promotion" to promote investment and job creation.
- (iii) Grant approved during the current year under the Madhya Pradesh Industrial promotion policy and Investment Promotion Scheme towards setting up of packaging film plant in Indore and promoting investment and job creation which is to be received over a period of 7 years.

These grants mentioned above are being amortised over the useful life of the related property, plant and equipment in proportion to the related depreciation expense recognised.

Deferred government grant also includes grant related to duty saved on import of capital goods under the Exports Promotion Capital Goods (EPCG) scheme. of ₹ 50.00 crores (Previous year: ₹ 34.66 crores). This is being amortised in profit and loss as and when the criteria of meeting export obligation as mentioned in EPCG license is fulfilled. Under such scheme, the Company is committed to export prescribed times of the duty saved on import of capital goods over a specified period of time.

Total unamortised grant amount as on March 31, 2024 is ₹ 182.81 crores (Previous year: ₹ 74.03 crores)

## Notes to the Consolidated Financial Statements

for the Year ended March 31, 2024

(All amounts in ₹ Crores, unless otherwise stated)

### 23 REVENUE FROM OPERATIONS

	Year ended March 31, 2024	Year ended March 31, 2023
<b>Revenue from contracts with customers</b>		
Sale of products		
Manufactured goods	12,608.82	14,210.14
Traded goods	301.53	381.68
	<b>12,910.35</b>	<b>14,591.82</b>
<b>Other operating revenues</b>		
Claims	1.18	4.41
Export and other incentives	87.17	89.65
Scrap sales	41.20	58.39
Provision / liabilities no longer required written back	12.54	27.44
Material handling income	80.47	97.67
Other operating income	5.61	0.87
	<b>228.17</b>	<b>278.43</b>
	<b>13,138.52</b>	<b>14,870.25</b>

### Reconciliation of revenue from sale of products with the contracted price

	Year ended March 31, 2024	Year ended March 31, 2023
Contracted price	13,203.15	14,794.13
Less: Discounts, allowances and claims	(292.80)	(202.31)
<b>Sale of products</b>	<b>12,910.35</b>	<b>14,591.82</b>

### 24 OTHER INCOME

	Year ended March 31, 2024	Year ended March 31, 2023
<b>Interest Income</b>		
i. on financial assets carried at amortised cost		
- from customers and employees	2.77	2.54
- on loans, deposits and investments	7.85	7.21
ii. on financial assets carried at fair value through profit and loss		
- on loans, deposits and investments	10.85	12.77
iii. Others		
- on others *	4.77	22.18
Net gain on sale/discarding of property, plant and equipment	4.74	6.00
Net gain on financial assets measured at fair value through profit and loss	22.88	9.10
Other non-operating income	29.16	15.13
	<b>83.02</b>	<b>74.93</b>

\* Refer note 30 (iii)

## Notes to the Consolidated Financial Statements

for the Year ended March 31, 2024

(All amounts in ₹ Crores, unless otherwise stated)

### 25.1 COST OF MATERIALS CONSUMED\*

	Year ended March 31, 2024	Year ended March 31, 2023
Opening stock of raw materials	1,102.59	1,058.18
Add: Purchases of raw materials	6,660.60	7,169.62
	<b>7,763.19</b>	<b>8,227.80</b>
Less: Closing stock of raw materials	1,067.59	1,102.59
<b>Cost of materials consumed</b>	<b>6,695.60</b>	<b>7,125.21</b>

\* Including packing material

### 25.2 PURCHASES OF STOCK IN TRADE

	Year ended March 31, 2024	Year ended March 31, 2023
Purchases of stock in trade	118.56	277.22
	<b>118.56</b>	<b>277.22</b>

### 25.3 CHANGES IN INVENTORIES OF FINISHED GOODS, WORK IN PROGRESS AND STOCK IN TRADE

	Year ended March 31, 2024	Year ended March 31, 2023
<b>Inventories at the end of the year:</b>		
Stock-in-Process	269.36	239.56
Finished goods	575.43	476.19
Traded goods	40.86	95.71
	<b>885.65</b>	<b>811.46</b>
<b>Effect of changes in exchange currency rates</b>		
Stock-in-Process	(1.20)	1.71
Finished goods	(5.63)	2.70
Traded goods	(1.37)	(2.11)
	<b>(8.20)</b>	<b>2.30</b>
<b>Inventories at the beginning of the year:</b>		
Stock-in-Process	239.56	237.41
Finished goods	476.19	535.44
Traded goods	95.71	27.39
	<b>811.46</b>	<b>800.24</b>
<b>Total (increase) / decrease</b>	<b>(82.39)</b>	<b>(8.92)</b>
Less: Inventory damaged due to cyclone / flood (refer to note 44(f))	(22.99)	-
<b>Net (increase) / decrease</b>	<b>(105.38)</b>	<b>(8.92)</b>

### 26 EMPLOYEE BENEFITS EXPENSES

	Year ended March 31, 2024	Year ended March 31, 2023
Salaries and wages, including bonus	776.13	671.16
Contribution to provident and other funds	55.86	48.87
Workmen and staff welfare expenses	94.48	85.01
Share based payment expense (Refer note 36)	8.56	8.76
	<b>935.03</b>	<b>813.80</b>

## Notes to the Consolidated Financial Statements

for the Year ended March 31, 2024

(All amounts in ₹ Crores, unless otherwise stated)

### 27 FINANCE COST

	Year ended March 31, 2024	Year ended March 31, 2023
Interest cost ^		
- Non convertible debentures	-	7.33
- Term loans and others	266.25	142.65
- Lease liabilities	9.07	8.99
Other borrowing costs	19.98	21.00
Exchange differences regarded as an adjustment to borrowing cost	6.99	24.85
	<b>302.29</b>	<b>204.82</b>

^ pertains to liabilities measured at amortised cost. The amount disclosed is net of interest capitalised during the year. Also, refer note no. 4 (i)

### 28 DEPRECIATION AND AMORTISATION EXPENSE

	Year ended March 31, 2024	Year ended March 31, 2023
Depreciation of property, plant and equipment	631.29	538.72
Amortisation of intangible assets	9.33	9.04
Depreciation of Right of use assets	32.00	27.56
	<b>672.62</b>	<b>575.32</b>

### 29 OTHER EXPENSES

	Year ended March 31, 2024	Year ended March 31, 2023
Power and fuel	1,344.81	1,472.25
Credit impaired assets provided / written off ^	4.22	2.56
Labour production	83.08	71.75
Directors' sitting fees	0.24	0.41
Expenditure on corporate social responsibility**	41.02	28.63
Property, plant and equipment provided/ written off	4.28	3.87
Freight charges	433.82	610.24
Insurance	73.07	63.83
Legal and professional charges	60.73	46.14
Rates and taxes	20.09	10.01
Rent***	41.77	39.66
Repairs and maintenance		
- Buildings	10.95	9.00
- Plant and machinery	251.80	221.59
- Other maintenance	66.15	53.04
Selling commission	35.24	41.28
Stores and spares consumed	94.16	85.04
Travelling and conveyance	23.37	21.12



## Notes to the Consolidated Financial Statements

for the Year ended March 31, 2024

(All amounts in ₹ Crores, unless otherwise stated)

	Year ended March 31, 2024	Year ended March 31, 2023
Auditor remuneration #		
- Audit Fees	2.29	2.07
- For limited review of unaudited financial results	1.09	0.97
- For Corporate governance and other certificates	0.11	0.10
- For tax audit	0.17	0.10
- Reimbursement of out of pocket expenses	0.21	0.17
Exchange currency fluctuation (net)	76.71	104.00
Effluent disposal expenses	158.91	181.84
Miscellaneous expenses^^	82.31	64.07
	<b>2,910.60</b>	<b>3,133.74</b>

\*\* Refer to note no. 44(d)

\*\*\* Refer to note no. 41

# including fees paid to auditors of subsidiary companies

^ Amount of ₹ Nil (previous year: ₹ 0.67 crores) written off during the year has been utilised against provision.

^^ Including ₹ 2.00 crores (previous year: Nil) paid as political contribution

Also refer note no. 44 (f) for adjustment on account of damage due to cyclone / flood.

### 30 INCOME TAX RECOGNISED IN PROFIT AND LOSS

	Year ended March 31, 2024	Year ended March 31, 2023
Tax expense	356.51	661.65
	<b>356.51</b>	<b>661.65</b>
<b>Current tax</b>		
In relation to current year	363.64	650.43
Adjustment in relation to earlier years (Refer note (iii) below)	(98.06)	(35.55)
	<b>265.58</b>	<b>614.88</b>
<b>Deferred tax</b>		
- MAT credit entitlement (Refer note (ii) below)		
In relation to current year	-	(74.02)
Adjustment in relation to earlier years	-	(20.11)
	-	<b>(94.13)</b>
- Others		
In relation to current year	96.13	134.76
Adjustment in relation to earlier years	(5.20)	6.14
	<b>90.93</b>	<b>140.90</b>

## Notes to the Consolidated Financial Statements

for the Year ended March 31, 2024

(All amounts in ₹ Crores, unless otherwise stated)

The income tax expenses for the year can be reconciled to the accounting profits as follows:

	Year ended March 31, 2024	Year ended March 31, 2023
<b>Profit before tax</b>	1,692.22	2,823.99
Income Tax Expenses @ 25.168% (Previous year @ 34.944%)	425.90	986.82
Effect of deductions (research and development, share issue expenses and deductions under Chapter - VIA of Income Tax Act)	(0.25)	(126.53)
Effect of expenses that are not deductible in determining taxable profits	11.53	10.97
Effect of lower tax rate on certain temporary differences pursuant to Section 115BAA of Income Tax Act.	-	(55.83)
No tax on losses due to uncertainty of recoverability	7.97	4.41
Recognition of MAT credit previously written off (refer note (ii) below)	-	(74.02)
Effect of Nil tax/exemption of overseas subsidiaries	(3.26)	(10.06)
Effect of lower tax rates in overseas subsidiaries	17.34	(22.15)
Others	0.54	(2.44)
<b>Income tax expenses recognised in profit and loss in relation to current year</b>	<b>459.77</b>	<b>711.17</b>
Income tax expenses recognised in profit and loss in relation to earlier years (Refer note (iii) below)	(103.26)	(49.52)
<b>Total Income tax expenses recognised in profit and loss</b>	<b>356.51</b>	<b>661.65</b>

Notes:

- During the year, the Company has transitioned to the new tax regime under section 115BAA of the Income Tax Act, 1961. Accordingly, the tax rate used for the current year reconciliation above is the corporate tax rate of 25.168% (Previous year: 34.944%) payable by corporate entities in India on taxable profits under the Indian tax law.
- During the previous year, basis profitability and reassessment of certain tax positions, the Company had recognised an additional MAT credit of ₹ 94.13 crores pertaining to earlier years (including ₹ 74.02 crores which was previously written off during the year 2020-21), and the same had also been utilised in previous financial year.
- During the year ended March 31, 2024, the Company has reassessed its uncertain tax position in relation to past years on taxability of income from sale of Carbon Emission Reduction Certificates (CER's) and has written back ₹ 98.06 crores in respect of assessment years 2008-09 and 2009-10 as 'Tax adjustments in relation to earlier years' after taking into consideration favourable orders received from Income Tax Appellate tribunal ("ITAT") in relation to the above assessment years, elapse of statutory time for further appeal by tax authorities and favourable judicial precedents (Previous year: ₹ 32.17 crores along with interest income of ₹ 20.15 crores in respect of assessment year 2006-07). Related interest income in respect of assessment years 2008-09 and 2009-10 will be considered in the period in which a requisite level of certainty is achieved.

Considering that the in-principle matter of taxability of CERs is yet to attain a finality, the Company will continue to re-assess its tax position, including in relation to other assessment years, and will consider their impact in the relevant period.

## Notes to the Consolidated Financial Statements

for the Year ended March 31, 2024

(All amounts in ₹ Crores, unless otherwise stated)

### 31 INCOME TAX RECOGNISED IN OTHER COMPREHENSIVE INCOME

	Year ended March 31, 2024	Year ended March 31, 2023
<b>Arising on income and expense recognised in other comprehensive income</b>		
Net (gain)/ loss on designated portion of hedging instruments in cash flow hedges	(32.19)	67.58
Cost of hedging reserve	0.43	(0.79)
Remeasurement of defined benefit obligation	1.19	4.24
	<b>(30.57)</b>	<b>71.03</b>
<b>Bifurcation of the income tax recognised in other comprehensive income into:</b>		
Items that will be reclassified to profit or loss	(31.76)	66.79
Items that will not be reclassified to profit or loss	1.19	4.24
	<b>(30.57)</b>	<b>71.03</b>

### 32 CONTINGENT LIABILITIES

	As at March 31, 2024	As at March 31, 2023
<b>a Claims against the group not acknowledged as debts :</b>		
Goods and Services tax, excise duty, custom duty and service tax *	17.92	7.38
Sales tax and entry tax **	14.01	15.60
Income Tax ***	300.22	304.78
Others****	10.16	11.01

\* Amount deposited against contingent liability ₹ 6.77 crores (Previous year: ₹ 1.20 crores)

\*\* Amount deposited against contingent liability ₹ 6.54 crores (Previous year: ₹ 6.74 crores)

\*\*\* Amount deposited against contingent liability ₹ 63.42 crores (Previous year: ₹ 59.68 crores). Contingent liabilities includes:

(i) Assessment / rectification orders received for assessment years 2017-18 and 2018-19 in which adjustments to taxable income were made on account of transfer pricing related matter, research and development (R&D) expenditure and others. Accordingly, demand of ₹ 1.20 crores and ₹ 11.03 crores was raised. Pursuant to a direction of the Hon'ble Delhi High Court, the Department of Scientific and Industries Research (DSIR) has approved the said R&D expenditure. Basis this direction, rectification has been passed for assessment year 2017-18 in the current year thereby granting refund of ₹ 3.33 crores which has been adjusted against demand of A.Y.2018-19 and rectification for assessment year 2018-19 is pending before the Assessing Officer.

These orders have a tax implication of ₹ 19.96 crores (Previous year ₹ 95.97 crores) and ₹ 57.94 crores (Previous year ₹ 57.94 crores) respectively (primarily due to reduction in MAT credit entitlement eligible for accumulation / subsequent utilization). The Company has filed an appeal before Income Tax Appellate Tribunal against the said orders. Based on the facts of the case and the management's assessment, the Company is of the view that the proposed adjustments are not likely to sustain.

(ii) Intimation order under section 143(1) received during the year for assessment year 2021-22 and 2022-23 with a demand of ₹ 130.74 crores and ₹ 68.76 crores respectively for which the Company has filed rectification application before Assessing Officer and an appeal before CIT(Appeals). Also refund aggregating to ₹ 57.33 crores (previous year ₹ 56.91 crores) for different assessment years have been adjusted against the said demand of assessment year 2021-22. Based on the facts of the case and the management's assessment, these demands are raised due to technical errors and therefore the Company is of the view that the proposed adjustments are not likely to sustain.

## Notes to the Consolidated Financial Statements

for the Year ended March 31, 2024

(All amounts in ₹ Crores, unless otherwise stated)

\*\*\*\* Amount deposited against contingent liability ₹ 9.05 crore (Previous year: ₹ 9.05 crore). Contingent liability includes demand by Madhya Pradesh Paschim Kshetra Vidyut Vitaran Company Ltd. (MPPKVV Ltd) of ₹ 8.73 Crores (Previous year: ₹ 8.73 crores).

All the above matters are subject to legal proceedings in the ordinary course of business. In the opinion of the management, the legal proceedings, when ultimately concluded, are not likely to have a material effect on the results of the operations or financial position of the group.

b (i) The Company has been served with show cause notices regarding certain transactions as to why additional customs / excise duty / service tax / goods and service tax amounting to ₹ 43.00 crores (Previous year: ₹ 18.59 crores) should not be levied. An amount of ₹ 7.15 crores (Previous year: ₹ 0.10 crores) has been deposited against such show cause notices. The Company has been advised by its legal advisor that the contention of the department is not tenable and hence the show cause notice may not be sustainable.

(ii) The Company had received a draft Assessment Orders for assessment year 2020-21 and assessment year 2021-22 in which adjustment amounting to ₹ 178.50 crores and ₹ 258.55 crores are proposed on account of transfer pricing adjustments, disallowance for research and development expenditure and for generation of power from captive power plants, etc. which are pending before Dispute Resolution Panel as at March 31, 2024. Based on the facts of the case and the Company's assessment, the Company is of the view that the proposed adjustments are not likely to sustain.

c The amounts shown above represent the best possible estimates arrived at on the basis of available information. The uncertainties and possible reimbursements are dependent on the outcome of different legal processes which have been invoked by the Company, or by the claimant, as the case may be, and therefore, cannot be predicted accurately or relate to a present obligations that arise from past events where it is either not probable that an outflow of resources will be required to settle or a reliable estimate cannot be made.

### 33 CAPITAL AND OTHER COMMITMENTS

	As at March 31, 2024	As at March 31, 2023
(i) Estimated amount of contracts remaining to be executed on capital account (property plant and equipment) and not provided for (net of advances).	318.82	762.77
(ii) The group has other commitments, for purchases / sales orders which are issued after considering requirements per operating cycle for purchase / sale of goods and services, employee benefits including union agreements in normal course of business. The group does not have any long term contracts including derivative contracts for which there will be any material foreseeable losses which have not been provided for.		
iii) Export obligation under advance license scheme on duty free import of specific raw materials, and EPCG scheme on import of capital items remaining outstanding is ₹ 1,388.16 crores (Previous year: ₹ 1,397.68 crores).		

## Notes to the Consolidated Financial Statements

for the Year ended March 31, 2024

(All amounts in ₹ Crores, unless otherwise stated)

### 34 RELATED PARTY TRANSACTIONS

#### 34.1 Description of related parties under Ind AS- 24 "Related Party Disclosures"

Ultimate holding entity	Key management personnel (KMP) #
ABR Family Trust	Ashish Bharat Ram Kartik Bharat Ram
Holding Company	Tejpreet S Chopra Lakshman Lakshminarayan Vellayan Subbiah
KAMA Holdings Limited	Pramod Gopaldas Gujarathi Bharti Gupta Ramola Yash Gupta Puneet Yadu Dalmia Raj Kumar Jain *
Fellow subsidiaries #	
KAMA Realty (Delhi) Limited Shri Educare Limited SRF Transnational Holding Limited	
Post employment benefit plans trust #	
SRF Limited Officers Provident Fund Trust SRF Employees Gratuity Trust SRF Officers Gratuity Trust	
Enterprises over which KMP have significant influence #	Enterprises over which KMP have control or joint control #
Havells India Limited *** Indian Chemical Council ****	BLP Industry AI Private Limited Parry Enterprises India Limited ** SRF Foundation SRF Welfare Trust Carborandum Universal Limited Rose Farms (Delhi) LLP Dalmia Cement (Bharat) Limited ***** CG Power and Industrial Solutions Limited
Relatives of KMP #	Relatives of KMP of Holding Company #
Arun Bharat Ram ^^ Sushil Ramola Murugappan Vellayan Subbiah Deeksha Amit Kalyani ^ Salil Gupta ^	Nirmala Kothari Meher Kaur Rikhy ^ Palak Maheshwari ^
KMP of Holding Company #	Enterprises over which relative of KMP has control or joint control #
Ekta Maheshwari Jagdeep Singh Rikhy Amitav Virmani ^	Murugappa & Sons

^ From August 18, 2022

^^ From April 01, 2022

\* From May 09, 2022

\*\* From June 15, 2022

\*\*\* From April 06, 2022

\*\*\*\* From October 31, 2023

\*\*\*\*\* From December 08, 2023

# Only with whom the Company had transactions during the year

## Notes to the Consolidated Financial Statements

for the Year ended March 31, 2024

(All amounts in ₹ Crores, unless otherwise stated)

### 34.2 Transactions with related parties

	Year ended March 31, 2024	Year ended March 31, 2023
<b>Purchase of property, plant &amp; equipment from</b>		
Key management personnel	1.90	-
Enterprises over which KMP have control or joint control	1.51	-
	<b>3.41</b>	-
<b>Sale of property, plant &amp; equipment to</b>		
Enterprises over which KMP have control or joint control	7.00	6.91
	<b>7.00</b>	<b>6.91</b>
<b>Sale of goods to</b>		
Enterprises over which KMP have significant influence	16.02	15.26
	<b>16.02</b>	<b>15.26</b>
<b>Purchase of goods from</b>		
Enterprises over which KMP have significant influence	3.41	6.00
	<b>3.41</b>	<b>6.00</b>
<b>Advance given to</b>		
Enterprises over which KMP have control or joint control	-	0.24
	-	<b>0.24</b>
<b>Rent paid</b>		
Fellow Subsidiaries	6.54	6.56
Key management personnel	0.01	0.05
Relative of KMP	0.21	0.21
Enterprises over which KMP have control or joint control	1.36	0.27
	<b>8.12</b>	<b>7.09</b>
<b>Reimbursement of expenses from</b>		
Holding Company	*	0.02
Key management personnel	**	-
Fellow Subsidiaries	0.02	0.05
Enterprises over which KMP have control or joint control	0.03	0.01
	<b>0.05</b>	<b>0.08</b>
* Amount in absolute : ₹ 35,000		
** Amount in absolute : ₹ 28,000		
<b>Received Services from :</b>		
Relative of KMP	0.60	0.60
Enterprises over which KMP have control or joint control	0.95	0.64
Enterprises over which KMP have significant influence	0.05	-
	<b>1.60</b>	<b>1.24</b>
<b>Security deposits given to</b>		
Enterprises over which KMP have control or joint control	0.98	-
	<b>0.98</b>	-
<b>Security deposits received back from</b>		
Key management personnel	0.01	-
Fellow Subsidiaries	-	0.03
	<b>0.01</b>	<b>0.03</b>

## Notes to the Consolidated Financial Statements

for the Year ended March 31, 2024

(All amounts in ₹ Crores, unless otherwise stated)

	Year ended March 31, 2024	Year ended March 31, 2023
<b>Contribution for expenditure on corporate social responsibility</b>		
Enterprises over which KMP have control or joint control	25.70	28.23
	<b>25.70</b>	<b>28.23</b>
<b>Contribution to post employment benefit plans</b>		
Post employment benefit plans trust	31.50	43.69
	<b>31.50</b>	<b>43.69</b>
<b>Employee benefit obligations transferred to</b>		
Fellow Subsidiaries	0.01	-
	<b>0.01</b>	-
<b>Equity dividend paid</b>		
Holding Company	107.74	107.96
Key management personnel	0.07	0.05
Relatives of KMP	0.22	0.24
KMP of Holding Company	^^	^^
Relatives of KMP of Holding Company	^	^
Enterprises over which relative of KMP have control or joint control	^^^	^^^
	<b>108.03</b>	<b>108.25</b>

^ Amount in absolute ₹ 720 (Previous year : ₹ 814)

^^ Amount in absolute ₹ 1,786 (Previous year : ₹ 9,882)

^^^ Amount in absolute ₹ 37,224 (Previous year : ₹ 37,224)

### 34.3 Outstanding Balances

	As at March 31, 2024	As at March 31, 2023
<b>Commission payable</b>		
Key management personnel	17.26	17.16
	<b>17.26</b>	<b>17.16</b>
<b>Receivable</b>		
Enterprises over which KMP have significant influence	2.30	2.22
Post employment benefit plans trust	0.99	1.31
	<b>3.29</b>	<b>3.53</b>
<b>Payable</b>		
Enterprises over which KMP have significant influence	0.02	0.44
Post employment benefit plans trust	5.69	9.86
Enterprises over which KMP have control or joint control	0.51	-
	<b>6.22</b>	<b>10.30</b>
<b>Security deposits outstanding</b>		
Fellow Subsidiaries	3.24	3.24
Key management personnel	-	0.01
Relatives of KMP	0.11	0.11
Enterprises over which KMP have control or joint control	1.12	0.14
	<b>4.47</b>	<b>3.50</b>

## Notes to the Consolidated Financial Statements

for the Year ended March 31, 2024

(All amounts in ₹ Crores, unless otherwise stated)

### 34.4 Key management personnel compensation

	Year ended March 31, 2024	Year ended March 31, 2023
Short-term benefits *	39.05	36.03
Post-employment benefits	2.91	8.60
Other long-term benefits	1.07	3.40
	<b>43.03</b>	<b>48.03</b>

\* Include sitting fees and commission paid/ payable to non executive directors

The above transactions with related parties are made on terms equivalent to those that prevail in arm's length transactions and are to be settled in cash.

### 35 EMPLOYEE BENEFITS

#### 35.1 Defined contribution plans:

Amounts recognized in the consolidated statement of profit and loss are as under:

Indian entities	Year ended March 31, 2024	Year ended March 31, 2023
Superannuation fund {Refer to note (i) below}	0.48	0.45
Provident fund administered through Regional Provident Fund Commissioner {Refer to note (ii) below}	19.48	16.73
Employees' State Insurance Corporation	0.16	0.30
National Pension Scheme	2.76	2.36
	<b>22.88</b>	<b>19.84</b>

Foreign subsidiaries	Year ended March 31, 2024	Year ended March 31, 2023
Contribution to provident fund	1.82	1.70
Skill, development and Social Security Fund	5.24	4.17
Pension fund	1.55	1.54
	<b>8.61</b>	<b>7.41</b>

The expenses incurred on account of the above defined contribution plans have been included in Note 26 "Employee Benefits Expenses" under the head "Contribution to provident and other funds"

#### (i) Superannuation fund

The Company makes contributions to a Trust which in turn contributes to ICICI Prudential Life Insurance Company Limited. Apart from being covered under the Gratuity Plan described below, the employees of the Company also participate in a defined contribution superannuation plan maintained by the Company. The Company has no further obligations under the plan except making annual contributions based on a specified percentage of each covered employee's salary. From November 1, 2006, the Company provided an option to the employees to receive the said benefit as cash compensation along with salary in lieu of the superannuation benefit. Thus, no contribution is required to be made for the category of employees who opted to receive the benefit in cash.

## Notes to the Consolidated Financial Statements

for the Year ended March 31, 2024

(All amounts in ₹ Crores, unless otherwise stated)

### (ii) Provident fund administered through Regional Provident Fund Commissioner

All employees are entitled to Provident Fund benefits as per the law. For certain category of employees, the group administers the benefits through a recognized Provident Fund Trust. For other employees contributions are made to the Regional Provident Fund Commissioners. The Government mandates the annual yield to be provided to the employees on their corpus. This plan is considered as a Defined Contribution Plan. For the first category of employees (covered by the Trust), the group has an obligation to make good for the shortfall, if any, between the yield on the investments of the trust and the yield mandated by the Government and these are considered as Defined Benefit Plans and are accounted for on the basis of an actuarial valuation.

### 35.2 Defined benefit plans

The group sponsors funded defined benefit plans for qualifying employees. The defined benefit plans are administered by separate funds which are legally separate from the group. These plans are:

- Gratuity
- Provident fund for certain category of employees administered through a recognized provident fund trust.
- Legal Severance pay & Health care (Unfunded) as applicable with respect to foreign entities

### (i) These plans typically expose the group to actuarial risks such as investment risk, interest rate risk, longevity risk and salary risk.

#### Investment Risk

The probability or likelihood of occurrence of losses relative to the expected return on any particular investment.

#### Salary Risk

The present value of defined benefit plan is calculated with the assumption of salary increase rate of plan participants in future. Deviation in rate of increase in salary in future for plan participants from the rate of increase in salary used to determine the present value of obligation will have a bearing on the plan's liability.

#### Interest Risk

The plan exposes the group to the risk of fall in interest rates. A fall in interest rates will result in an increase in the ultimate cost of the providing the above benefits and will thus result an increase in value of the liability.

#### Longevity Risk

The present value of defined benefit plan liability is calculated by reference to the best estimate of the mortality of the plan participants both during and after the employment. An increase in the life expectancy of plan participants will increase the plan's liability.

## Notes to the Consolidated Financial Statements

for the Year ended March 31, 2024

(All amounts in ₹ Crores, unless otherwise stated)

### (ii) The principal assumptions used for the purposes of the actuarial valuation are as follows:

Indian entities	As at March 31, 2024		As at March 31, 2023	
	Gratuity	Provident Fund	Gratuity	Provident Fund
Discount Rate	7.13%	7.13%	7.35%	7.35%
Expected statutory interest rate	-	8.25%	-	8.15%
Salary increase	8.50%	-	8.00%	-
Retirement Age (years)	58.00	58.00	58.00	58.00
Mortality Rates	IALM (2012-14)	IALM (2012-14)	IALM (2012-14)	IALM (2012-14)
<b>Withdrawal Rate</b>				
Upto 30 years	15.00%	15.00%	20.00%	20.00%
31 to 44 years	7.00%	7.00%	7.00%	7.00%
Above 44 years	8.00%	8.00%	8.00%	8.00%

Foreign subsidiaries	Legal Severance Pay (unfunded)	
	As at March 31, 2024	As at March 31, 2023
Discount Rate	2.99%	2.92%
Salary increase	7.00%	7.00%
In service mortality	TMO 2017	TMO 2017
Retirement Age	55	55
Withdrawal Rate		
- up to 20 years	16.5%	17%
- 21-30	16.5%	17%
- 31-40	7%	7%
- 41-50	4%	4%
- 51 onwards	1.5%	1.5%

The cost of the defined benefit plans and other long term benefits are determined using actuarial valuations. An actuarial valuations involves making various assumptions that may differ from actual developments in the future. These includes the determination of the discount rate, future salary increases and mortality rate. Due to these complexities involved in the valuation, the probability are highly sensitive to the changes in these assumptions. All assumptions are reviewed at each reporting date. The present value of defined benefit obligation and the related current service cost and past service cost have been measured using projected unit credit method.

## Notes to the Consolidated Financial Statements

for the Year ended March 31, 2024

(All amounts in ₹ Crores, unless otherwise stated)

(iii) Amounts recognized in statement of profit and loss in respect of these benefit plans are as follows:

Indian entities	Year ended March 31, 2024		Year ended March 31, 2023	
	Gratuity	Provident Fund	Gratuity	Provident Fund
Current Service cost	12.58	7.81	10.17	7.91
Interest expenses (net of expected return on plan assets)	0.63	-	0.84	-
	<b>13.21</b>	<b>7.81</b>	<b>11.01</b>	<b>7.91</b>
	<b>Legal Severance Pay (unfunded)</b>			
Foreign subsidiaries	Year ended March 31, 2024		Year ended March 31, 2023	
Current/past Service cost			0.91	1.42
Net interest expenses			0.21	0.18
			<b>1.12</b>	<b>1.60</b>

The current service cost and the net interest expenses for the year are included in Note 26 "Employee Benefits Expenses" under the head Contribution to provident and other funds"

(iv) Amount recognized in other comprehensive income:

Indian entities	Gratuity			
	Year ended March 31, 2024	Year ended March 31, 2023		
<b>Remeasurment (gain) / loss :</b>				
Return on plan assets excluding interest income	(5.59)	2.33		
Actuarial (gain)/losses arising from changes in financial assumptions	6.85	(1.58)		
Actuarial (gain)/losses arising from changes in experience adjustments	3.41	11.40		
Actuarial (gain)/ losses arising from changes in demographic adjustments	0.10	-		
	<b>4.77</b>	<b>12.15</b>		
	<b>Legal Severance Pay (unfunded)</b>			
Foreign subsidiaries	Year ended March 31, 2024		Year ended March 31, 2023	
<b>Remeasurment (gain) / loss :</b>				
Actuarial (gain)/losses arising from changes in financial assumptions	0.71	0.59		
Actuarial (gain)/losses arising from changes in experience adjustments and demographic assumption	0.44	(0.79)		
	<b>1.15</b>	<b>(0.20)</b>		

## Notes to the Consolidated Financial Statements

for the Year ended March 31, 2024

(All amounts in ₹ Crores, unless otherwise stated)

(v) The amounts included in consolidated balance sheet arising from the entity's obligation in respect of its defined benefit plans are as follows:

Indian entities	As at March 31, 2024		As at March 31, 2023	
	Gratuity (Funded)	Provident Fund	Gratuity (Funded)	Provident Fund
Present value of funded defined benefit obligation	154.17	200.94	127.68	178.30
Fair value of plan assets	150.17	203.85	119.30	180.00
<b>Surplus / (deficit)</b>	<b>(4.00)</b>	<b>2.91</b>	<b>(8.38)</b>	<b>1.70</b>
Effect of asset ceiling, if any	-	(2.91)	-	(1.70)
<b>Net assets / (liability)</b>	<b>(4.00)</b>	<b>-</b>	<b>(8.38)</b>	<b>-</b>

	Gratuity (Unfunded)	
	As at March 31, 2024	As at March 31, 2023
Present value of funded defined benefit obligation	0.52	0.17

Foreign subsidiaries	Legal Severance Pay (unfunded)	
	As at March 31, 2024	As at March 31, 2023
Present value of defined benefit obligation	8.20	6.97
Fair value of plan assets	-	-
<b>Net asset / (liability)</b>	<b>(8.20)</b>	<b>(6.97)</b>

(vi) Movements in the present value of defined benefit obligation are as follows:

Indian entities	As at March 31, 2024		As at March 31, 2023	
	Gratuity (Funded and Undunded)	Provident Fund	Gratuity (Funded and Undunded)	Provident Fund
Opening defined benefit obligation	127.85	178.30	107.45	155.50
Current Service Cost	12.58	7.82	10.17	7.91
Interest Cost	9.42	14.67	7.70	12.99
Actuarial (gain)/losses arising from changes in financial assumptions	6.85	-	(1.58)	-
Actuarial (gain)/losses arising from changes in experience adjustments	3.41	-	11.40	-
Actuarial (gain)/losses arising from changes in demographic assumptions	0.10	-	-	-
Benefits paid	(5.52)	(15.51)	(7.29)	(15.42)
Contribution by plan participants / employees	-	11.31	-	10.21
Settlement / transfer in /out	-	4.35	-	7.11
<b>Closing defined benefit obligation</b>	<b>154.69</b>	<b>200.94</b>	<b>127.85</b>	<b>178.30</b>

## Notes to the Consolidated Financial Statements

for the Year ended March 31, 2024

(All amounts in ₹ Crores, unless otherwise stated)

Foreign subsidiaries	Legal Severance Pay (unfunded)	
	As at March 31, 2024	As at March 31, 2023
Opening defined benefit obligation	6.97	5.33
Current Service Cost	0.91	1.42
Interest Cost	0.21	0.18
Actuarial (gain)/losses arising from changes in financial assumptions	0.71	0.59
Actuarial (gain)/losses arising from changes in experience adjustments and demographic assumption	0.44	(0.79)
Exchange difference on foreign plans	(0.42)	0.36
Benefits paid/Settled	(0.62)	(0.12)
<b>Closing defined benefit obligation</b>	<b>8.20</b>	<b>6.97</b>

(vii) Movements in the fair value of plan assets are as follows:

Indian entities	As at March 31, 2024		As at March 31, 2023	
	Gratuity	Provident Fund	Gratuity	Provident Fund
Opening fair value of plan assets	119.30	180.00	95.88	157.64
Return on plan assets (excluding amounts included in net interest expenses)	14.36	15.89	4.53	12.55
Contributions from employer	22.01	7.81	26.18	7.91
Contributions from plan participants	-	11.31	-	10.21
Benefits paid	(5.50)	(15.51)	(7.29)	(15.42)
Settlement / Transfer in	-	4.35	-	7.11
<b>Closing fair value of plan assets</b>	<b>150.17</b>	<b>203.85</b>	<b>119.30</b>	<b>180.00</b>

### Gratuity:

Plan assets comprise primarily of investments in HDFC Group Unit Linked Plan Fund. The average duration of the defined benefit obligation is 9.29 years (Previous year: 9.07 years). The Company expects to make a contribution of ₹ 13.77 Crores (Previous year: ₹ 11.64 Crores) to the defined benefit plans during the next financial year.

The plan assets comprises the following securities :

	As at March 31, 2024	As at March 31, 2023
Government and Corporate bonds	85.69%	83.67%
Others	14.31%	16.33%

## Notes to the Consolidated Financial Statements

for the Year ended March 31, 2024

(All amounts in ₹ Crores, unless otherwise stated)

### Provident fund:

The plan assets comprises the following securities :

	As at March 31, 2024	As at March 31, 2023
Government bonds	49.57%	56.15%
Public sector bonds	35.38%	35.19%
Other equity and mutual funds	15.05%	8.66%

### (viii) Sensitivity Analysis

Significant actuarial assumptions for the determination of the defined obligations are discount rate and expected salary increase. The sensitivity analysis below have been determined based on reasonably possible changes of the respective assumptions occurring at the end of reporting period, while holding all other assumptions constant.

Indian entities	Year ended March 31, 2024		Year ended March 31, 2023	
	0.50% increase	0.50% decrease	0.50% increase	0.50% decrease
<b>Sensitivity analysis of gratuity</b>				
Discount rate	(4.89)	5.21	(4.01)	4.26
Expected salary growth	5.12	(4.85)	4.21	(4.01)
Attrition rate	(0.49)	0.51	(0.41)	0.42
<b>Sensitivity analysis of Provident Fund</b>				
Discount rate	(0.02)	0.02	(0.01)	0.01

Foreign subsidiaries	Year ended March 31, 2024		Year ended March 31, 2023	
	1% increase	1% decrease	1% increase	1% decrease
<b>Sensitivity analysis of Legal Severance Pay</b>				
Discount rate	(0.95)	1.12	(0.67)	0.78
Expected salary growth	1.03	(0.90)	0.72	(0.63)

Sensitivity due to mortality and withdrawals are insignificant and hence ignored

### 35.3 Other long-term employee benefit

Amounts recognised in the statement of profit and loss in note 26 "Employee benefits expenses" under the head "Salaries and wages, including bonus"

	Year ended March 31, 2024	Year ended March 31, 2023
Compensated absences	15.87	13.66
	<b>15.87</b>	<b>13.66</b>

# Notes to the Consolidated Financial Statements

for the Year ended March 31, 2024

(All amounts in ₹ Crores, unless otherwise stated)

## Long Term Retention Pay

The group has a Long Term Retention Pay Plan which covers employees selected on the basis of their current band and their long term value to the Company. The incentive is payable in three year blocks subject to achievement of certain performance ratings. The Company also has a scheme for talent retention of certain identified employees under which an incentive is payable over a period of three years.

## 36 EMPLOYEE SHARE BASED PAYMENTS

The Company has an Employee Share Purchase Scheme (SRF Long Term Share Based Incentive Plan) to provide equity settled share based payments to eligible employees. Under the said Scheme, the Company has issued equity shares to the eligible employees by entering into a Share Grant Agreement and executing a Share Grant Acceptance Letter and paying the exercise price, if any, as prescribed by the Nomination and Remuneration Committee at the time of grant. Subscribed shares have complete voting and dividend rights. Employees who have been granted equity share are required to pledge their shares as part of the Share Grant Agreement between the Company, Eligible Employee and the SRF Employees Welfare Trust ('Trust'). In case of exit/ termination of employees before their retirement or such other period as may be decided by the Nomination and Remuneration Committee, the shares shall get transferred to the Trust. Such shares will then be issued to another set of eligible employees as and when the Nomination and Remuneration Committee decides subject to the applicable rules and regulations.

The expenses related to the grant of shares under the Scheme are accounted for on the basis of fair value of the share on the grant date (which is the market price of the Company's share on the date of grant less exercise price). The fair value so determined is expensed on a straight line basis over the term of the grant.

The movement of number of equity shares granted, their fair value and the share based payment expense recognised during the year are as under:

	Year ended March 31, 2024	Year ended March 31, 2023
<b>Number of equity shares:</b>		
(i) At the beginning of the year	198,800	195,000
(ii) Granted during the year *	-	3,800
(iii) At the end of the year	198,800	198,800
Market price on the grant date (₹ per equity share)	-	2,320.95
Exercise price (₹ per equity share)	-	10.00
Fair value of share based payment (₹ per equity share)	-	2,310.95
Share based payment expense recognised during the year **	8.56	8.76

\* Shares granted during the previous year had a lock in period upto August 21, 2023 . These shares were pledged for a period upto October 31, 2026.

\*\*Includes Nil (Previous year : ₹ 0.35 crore) towards withholding tax on equity shares granted under the above scheme.

# Notes to the Consolidated Financial Statements

for the Year ended March 31, 2024

(All amounts in ₹ Crores, unless otherwise stated)

## 37 SEGMENT REPORTING

Based on the guiding principles laid down in Indian Accounting Standard (Ind AS) - 108 "Segment Reporting", the Chairman and Managing Director of the Company is the Chief Operating Decision Maker (CODM) and for the purposes of resource allocation and assessment of segment performance, the business of the Group is segregated in the segments below:

- Technical Textiles business: includes nylon tyre cord fabric, belting fabric, and polyester tyre cord fabric and its research and development
- Chemicals business: includes refrigerant gases, industrial chemicals, specialty chemicals, fluorochemicals & allied products and its research and development.
- Packaging Films business: includes polyester films, polypropylene films and aluminium foils.
- Others: includes coated fabric, laminated fabric and other ancillary activities.

Segment revenue, results and capital employed include the respective amounts identifiable to each of the segments. Other unallocable expenditure includes expenses incurred on common services provided to the segments, which are not directly identifiable.

In addition to the material accounting policies applicable to the business segments as set out in note 2 above, the accounting policies in relation to segment accounting are as under:

### a) Segment revenue and expenses

Joint revenue and expenses of segments are allocated amongst them on a reasonable basis. All other segment revenue and expenses are directly attributable to the segments. These amounts relate to continuing operations, unless otherwise stated.

### b) Segment assets and liabilities

Segment assets include all operating assets used by a segment and consist principally of operating cash, trade receivables, inventories and property plant and equipment and intangible assets, net of allowances and provisions, which are reported as direct offsets in the consolidated balance sheet. Segment liabilities include all operating liabilities and consist principally of creditors and accrued liabilities and do not include deferred income taxes. While most of the assets / liabilities can be directly attributed to individual segments, the carrying amount of certain assets / liabilities pertaining to two or more segments are allocated to the segments on a reasonable basis.

## A Information about operating business segments

	Year ended March 31, 2024	Year ended March 31, 2023
<b>Segment revenue</b>		
a) Technical textiles business (TTB)		
- External sales	1,886.99	1,891.25
- Inter-segment sales	11.02	2.63
<b>Total</b>	<b>1,898.01</b>	<b>1,893.88</b>
b) Chemicals business (CB)		
- External sales	6,297.01	7,410.88
- Inter-segment sales	0.01	-
<b>Total</b>	<b>6,297.02</b>	<b>7,410.88</b>



## Notes to the Consolidated Financial Statements

for the Year ended March 31, 2024

(All amounts in ₹ Crores, unless otherwise stated)

	Year ended March 31, 2024	Year ended March 31, 2023
c) Packaging films business (PFB)		
- External sales	4,489.23	5,175.51
- Inter-segment sales	0.11	7.24
<b>Total</b>	<b>4,489.34</b>	<b>5,182.75</b>
d) Others		
- External sales	465.29	392.61
- Inter-segment sales	0.01	-
<b>Total</b>	<b>465.30</b>	<b>392.61</b>
<b>Total segment revenue</b>	<b>13,149.67</b>	<b>14,880.12</b>
Less: Inter Segment revenue	11.15	9.87
<b>Revenue from operations</b>	<b>13,138.52</b>	<b>14,870.25</b>
Add: unallocable income	83.02	74.93
<b>Total revenue</b>	<b>13,221.54</b>	<b>14,945.18</b>
<b>Segment Profits</b>		
Profit before interest and tax from each segment		
a) Technical textiles business (TTB)	274.22	261.74
b) Chemicals business (CB)	1,627.38	2,340.67
c) Packaging films business (PFB)	206.50	556.19
d) Others	93.02	34.82
<b>Total segment results</b>	<b>2,201.12</b>	<b>3,193.42</b>
Less: i) Interest and finance Charges	302.29	204.82
Less: ii) Other unallocable expenses net of income	206.61	164.61
<b>Profit before tax</b>	<b>1,692.22</b>	<b>2,823.99</b>
<b>Capital Expenditure</b>		
a) Technical textiles business (TTB)	215.59	134.03
b) Chemicals business (CB)	1,650.43	2,146.11
c) Packaging films business (PFB)	456.17	513.00
d) Others	16.52	2.46
e) Unallocated	8.74	20.18
<b>Total</b>	<b>2,347.45</b>	<b>2,815.78</b>
<b>Depreciation and amortisation</b>		
a) Technical textiles business (TTB)	44.72	41.07
b) Chemicals business (CB)	403.76	334.80
c) Packaging films business (PFB)	201.05	177.79
d) Others	8.38	6.96
e) Unallocated	14.71	14.70
<b>Total</b>	<b>672.62</b>	<b>575.32</b>

## Notes to the Consolidated Financial Statements

for the Year ended March 31, 2024

(All amounts in ₹ Crores, unless otherwise stated)

### Segment assets and liabilities

	As at March 31, 2024	As at March 31, 2023
<b>Segment Assets</b>		
a) Technical textiles business (TTB)	2,030.45	1,754.44
b) Chemicals business (CB)	10,745.87	9,734.26
c) Packaging films business (PFB)	6,181.15	5,800.54
d) Others	178.30	164.98
<b>Total</b>	<b>19,135.77</b>	<b>17,454.22</b>
Unallocable assets	1,346.17	1,300.30
<b>Total Assets</b>	<b>20,481.94</b>	<b>18,754.52</b>
<b>Segment Liabilities</b>		
a) Technical textiles business (TTB)	525.38	391.76
b) Chemicals business (CB)	1,042.58	1,352.16
c) Packaging films business (PFB)	1,392.08	1,284.12
d) Others	41.60	52.53
<b>Total</b>	<b>3,001.64</b>	<b>3,080.57</b>
Unallocable Liabilities	6,001.28	5,346.90
<b>Total Liabilities</b>	<b>9,002.92</b>	<b>8,427.47</b>

### B. Information about geographical business segments

	Year ended March 31, 2024	Year ended March 31, 2023
<b>Revenue from operations</b>		
- India	5,964.76	5,996.99
- USA	1,412.42	2,170.63
- South Africa	552.76	656.91
- United Kingdom	262.70	448.15
- Italy	211.33	212.84
- Indonesia	117.22	189.42
- UAE	158.97	170.84
- South Korea	121.95	161.25
- Germany	414.21	491.99
- Thailand	477.30	535.03
- Hungary	28.44	29.69
- Switzerland	659.98	877.46
- Belgium	767.81	871.88
- Others	1,988.67	2,057.17
<b>Total</b>	<b>13,138.52</b>	<b>14,870.25</b>

## Notes to the Consolidated Financial Statements

for the Year ended March 31, 2024

(All amounts in ₹ Crores, unless otherwise stated)

	As at March 31, 2024	As at March 31, 2023
<b>Non current segment assets</b>		
Within India	11,857.70	10,012.87
Outside India	2,367.67	2,739.60
	<b>14,225.37</b>	<b>12,752.47</b>

Non current segment assets includes property, plant and equipment, right of use assets, capital work in progress, intangible assets and other non current assets.

No single customer contributed 10% or more to the Group's revenue for both financial years 2023-24 and 2022-23.

Revenue from major products	Year ended March 31, 2024	Year ended March 31, 2023
<b>a) Technical Textiles Business (TTB)</b>		
Nylon tyre cord fabric/ Polyester tyre cord fabric / Belting fabric	1,652.37	1,630.11
Synthetic filament yarn including Industrial yarn /Twine	207.05	233.33
Waste/others	5.52	0.84
<b>b) Chemicals Business (CB)</b>		
Specialty chemicals	3,666.07	4,164.95
Fluorochemicals, Refrigerant Gases and allied products	2,132.52	2,641.87
Industrial chemicals	343.39	429.50
Waste/others	9.24	0.25
<b>c) Packaging Films Business (PFB)</b>		
Packaging Films	4,421.73	5,103.52
Aluminium Foil	11.95	-
<b>d) Others</b>		
Coated fabrics, Laminated fabrics and other ancillary activities	460.51	387.45
	<b>12,910.35</b>	<b>14,591.82</b>

### 38 EARNINGS PER SHARE (EPS)

	Year ended March 31, 2024	Year ended March 31, 2023
Profit attributable to equity holders of the group used in calculating basic earning per share and diluted earning per share:	1,335.71	2,162.34
Weighted average number of equity shares of the company used in calculating basic earning per share and diluted earning per share (nos.)	29,64,24,825	29,64,23,669
Basic and diluted earnings per share of face value ₹ 10 each	45.06	72.95

## Notes to the Consolidated Financial Statements

for the Year ended March 31, 2024

(All amounts in ₹ Crores, unless otherwise stated)

### 39 FINANCIAL INSTRUMENTS AND RISK MANAGEMENT

#### 39.1 Capital Management

The group manages its capital to ensure that it will be able to continue as a going concern and provide reasonable return to the shareholders by maintaining a reasonable balance between debt and equity. The capital structure of the group consists of net debt (borrowings net of cash and cash equivalents, deposits accounts with maturity beyond three months up to twelve months and current investments) and total equity of the group. The group is not subject to any externally imposed capital requirements. The group's management reviews the capital structure of the group on periodic basis. As part of its review, the management considers the cost of capital and risk associated with each class of capital. The group also evaluates its gearing measures using Net Debt Equity Ratio to arrive at an appropriate level of debt and accordingly evolves its capital structure.

The following table provides the details of the debt and equity at the end of the reporting periods :

	As at March 31, 2024	As at March 31, 2023
Debt and lease liabilities	5,030.54	4,477.53
<b>Less:</b>		
Cash and cash equivalents	399.33	607.98
Deposits accounts with maturity beyond three months up to twelve months	25.22	0.21
Current investments	405.58	490.05
<b>Net debt</b>	<b>4,200.41</b>	<b>3,379.29</b>
<b>Total equity</b>	<b>11,479.02</b>	<b>10,327.05</b>
<b>Net debt to equity ratio</b>	<b>0.37</b>	<b>0.33</b>

#### 39.2 Financial instruments by category

Financial assets	Level of hierarchy	Notes	Carrying value		Fair value	
			As at March 31, 2024	As at March 31, 2023	As at March 31, 2024	As at March 31, 2023
<b>Measured at amortised cost</b>						
Investments in bonds	1	d	50.12	-	50.29	-
Investment in equity instruments	3	d	2.50	-	2.50	-
Investment in optionally convertible debentures	3	d	2.56	-	2.56	-
Trade Receivables		a	1,942.82	1,785.62	1,942.82	1,785.62
Cash and cash equivalents		a	399.33	607.98	399.33	607.98
Bank balances other than above		a	8.21	8.48	8.21	8.48
Loans		a,b	63.13	55.84	63.13	55.84
Other financial assets		a,b	346.90	302.06	346.90	302.06
			<b>2,815.57</b>	<b>2,759.98</b>	<b>2,815.74</b>	<b>2,759.98</b>

## Notes to the Consolidated Financial Statements

for the Year ended March 31, 2024

(All amounts in ₹ Crores, unless otherwise stated)

Financial assets	Level of hierarchy	Notes	Carrying value		Fair value	
			As at March 31, 2024	As at March 31, 2023	As at March 31, 2024	As at March 31, 2023
<b>Measured at Fair value through profit and loss</b>						
Investments in mutual funds	2	d	321.14	353.73	321.14	353.73
Investments in bonds	1	d	150.33	136.32	150.33	136.32
Derivative instruments	2	d	0.25	0.10	0.25	0.10
			<b>471.72</b>	<b>490.15</b>	<b>471.72</b>	<b>490.15</b>
<b>Measured at Fair value through Other comprehensive income</b>						
Investments in unquoted equity instruments	3	d	0.05	4.16	0.05	4.16
Derivative instruments	2	d	48.48	0.89	48.48	0.89
			<b>48.53</b>	<b>5.05</b>	<b>48.53</b>	<b>5.05</b>

Financial liabilities	Level of hierarchy	Notes	Carrying value		Fair value	
			As at March 31, 2024	As at March 31, 2023	As at March 31, 2024	As at March 31, 2023
<b>Measured at amortised cost</b>						
Borrowings	3	a,c	4,920.24	4,354.06	4,911.15	4,320.89
Trade Payables		a	2,197.76	2,231.27	2,197.76	2,231.27
Other financial liabilities		a,b	461.66	576.65	461.66	576.65
			<b>7,579.66</b>	<b>7,161.98</b>	<b>7,570.57</b>	<b>7,128.81</b>
<b>Measured at Fair value through profit and loss</b>						
Derivative instruments	2	d	0.83	7.09	0.83	7.09
			<b>0.83</b>	<b>7.09</b>	<b>0.83</b>	<b>7.09</b>
<b>Measured at Fair value through other comprehensive income</b>						
Derivative instruments	2	d	5.73	61.29	5.73	61.29
			<b>5.73</b>	<b>61.29</b>	<b>5.73</b>	<b>61.29</b>

The following methods / assumptions are used to estimate the fair values:

- Fair valuation of financial assets and liabilities with short term maturities is considered as approximate to respective carrying amount due to the short term maturities of these instruments.
- Fair valuation of non-current financial assets and financial liabilities has been disclosed to be same as carrying value as there is no significant difference between carrying value and fair value.

## Notes to the Consolidated Financial Statements

for the Year ended March 31, 2024

(All amounts in ₹ Crores, unless otherwise stated)

- Fair value of other long-term borrowings is estimated by discounting future cash flows using current rates (applicable to instruments with similar terms, currency, credit risk and remaining maturities) to discount the future payouts.
- The fair value is determined by using the valuation model/technique with observable/non-observable inputs and assumptions.

There are no transfers between Level 1, Level 2 and Level 3 during the Year ended March 31, 2024 and March 31, 2023

### Hierarchy levels :

#### Level 1:

Quoted prices in the active market: This level of hierarchy includes financial assets that are measured by reference to quoted prices in the active market.

#### Level 2:

Valuation techniques with significant observable inputs: This level of hierarchy includes items measured using inputs other than quoted prices included within Level 1 that are observable for such items, either directly or indirectly. This level of hierarchy consists of over the counter (OTC) derivative contracts, open ended mutual funds and bonds.

#### Level 3:

Valuation techniques with significant unobservable inputs: This level of hierarchy includes items measured using inputs that are not based on observable market data (unobservable inputs). Fair value is determined in whole or in part, using a valuation model based on assumptions that are neither supported by prices from observable current market transactions in the same instruments nor based on available market data. The main item in this category are unquoted equity instruments

The fair value of the financial instruments are determined at the amount that would be received to sell an asset in an orderly transaction between market participants. The following methods and assumptions are used to estimate the fair values:

- Investments in mutual funds and bonds : Fair value is determined by reference to quotes from the financial institutions.
- Derivative contracts: The group has entered into various foreign currency contracts and interest rate swaps contracts to manage its exposure to fluctuations in foreign exchange rates and interest rate respectively. These financial exposures are managed in accordance with the group's risk management policies and procedures. Fair value of derivative financial instruments are determined using valuation techniques based on information derived from observable market data, i.e., mark to market values determined by the authorized dealers banks and quoted forward exchange rates at the balance sheet date.
- Unquoted equity investments and optionally convertible debentures : Fair value is determined based of the recoverable value as per agreement with the investee

## Notes to the Consolidated Financial Statements

for the Year ended March 31, 2024

(All amounts in ₹ Crores, unless otherwise stated)

Reconciliation of Level 3 fair value measurements	Unlisted equity instruments
<b>As at March 31, 2022</b>	<b>4.16</b>
Purchases of investment	-
<b>As at March 31, 2023</b>	<b>4.16</b>
Sale of investment	(4.11)
<b>As at March 31, 2024</b>	<b>0.05</b>

Sensitivity of the fair value measurement to changes in unobservable inputs for financial instruments in Level 3 level of hierarchy is insignificant.

### 39.3 Financial Risk Management

The group is exposed to various financial risks arising from its underlying operations and finance activities. The group is primarily exposed to market risk (i.e. interest rate and foreign currency risk) and to credit risk and liquidity risk. The Group's Corporate Treasury function plays the role of monitoring financial risk arising from business operations and financing activities.

Financial risk management within the group is governed by policies and guidelines approved by the senior management and the Board of Directors. These policies and guidelines cover interest rate risk, foreign currency risk, credit risk and liquidity risk. Group policies and guidelines also cover areas such as cash management, investment of excess funds and the raising of short and long-term debt. Compliance with the policies and guidelines is managed by the Corporate Treasury function within the group. Review of the financial risk is done on a monthly basis by the Managing Director and on a quarterly basis by the Board of Directors. The objective of financial risk management is to contain, where deemed appropriate, exposures on net basis to the various types of financial risks mentioned above in order to limit any negative impact on the group's results and financial position.

In accordance with its financial risk management policies, the group manages its market risk exposures by using specific type of financial instruments duly approved by the Board of Directors as and when deemed appropriate. It is the group's policy and practice neither to enter into derivative transactions for speculative purpose, nor for any purpose unrelated to the underlying business. The Board of Directors / Managing Director reviews and approves policies for managing each of the above risks.

#### 39.3.1 Market Risk

Market risk is the risk that the fair value of future cash flows of a financial instrument will fluctuate because of changes in market prices. Market risk comprises of interest rate risk and foreign currency risk. Financial instruments affected by market risk includes loans and borrowings, deposits, investments and derivative financial instruments. The group enters into derivative contracts as approved by the Board to manage its exposure to interest rate risk and foreign currency risk.

## Notes to the Consolidated Financial Statements

for the Year ended March 31, 2024

(All amounts in ₹ Crores, unless otherwise stated)

### A. Foreign Currency Risk Management

Foreign currency risk also known as Exchange Currency Risk is the risk that the fair value or future cash flows of an exposure will fluctuate because of changes in foreign exchange rates. Foreign currency risk in the group is attributable to group's operating activities, investing activities and financing activities.

In the operating activities, the group's exchange rate risk primarily arises when revenue / costs are generated in a currency that is different from the reporting currency (transaction risk). In compliance with the Board approved policy, the Group manages the net exposure on a rolling 12 month basis and for exposures between a period of 12 to 36 months, hedging is done based on specific exposure. The information is monitored by the Board of Directors on a quarterly basis. This foreign currency risk exposure of the group are mainly in U.S. Dollar (USD), Euro (EUR), Japanese Yen (JPY) and British pound sterling (GBP). The group's exposure to foreign currency changes for all other currencies is not material.

The summary quantitative data about the group's exposure to currency risk at the end of reporting periods expressed in ₹ are as follows:

	Assets		Liabilities		Net assets / (liabilities)	
	As at March 31, 2024	As at March 31, 2023	As at March 31, 2024	As at March 31, 2023	As at March 31, 2024	As at March 31, 2023
USD	941.37	788.95	3,966.07	3,524.47	(3,024.70)	(2,735.52)
EUR	339.83	569.23	654.19	963.05	(314.36)	(393.82)
JPY	-	-	10.65	10.70	(10.65)	(10.70)
GBP	15.57	17.71	0.30	5.63	15.27	12.08

### Foreign currency sensitivity analysis

The group is mainly exposed to changes in USD, EURO, JPY and GBP exchange rates.

The following table details the group's sensitivity to a 1% increase and decrease in the ₹ against the relevant foreign currency. The sensitivity analysis includes only outstanding foreign currency denominated monetary items as tabulated above and adjusts their translation at the period end for 1% change in foreign currency rates. This analysis assumes that all other variables, in particular interest rates, remain constant. A positive number below indicates an increase in profit before tax or vice-versa.

	Year ended March 31, 2024		Year ended March 31, 2023	
	₹ strengthens by 1%	₹ weakens by 1%	₹ strengthens by 1%	₹ weakens by 1%
Impact on profit / (loss) *				
USD	8.86	(8.86)	11.04	(11.04)
EUR	0.85	(0.85)	(0.05)	0.05
JPY	0.11	(0.11)	0.11	(0.11)
GBP	(0.15)	0.15	(0.12)	0.12

\* Includes sensitivity on long-term foreign currency monetary items on which Para D13 AA of Ind AS 101 has been applied. Accordingly, the exchange loss/ (gain) arising on long term foreign currency monetary items relating to acquisition of depreciable assets will be added to/deducted from the cost of such assets/capital work-in-progress and will be depreciated over the balance useful life of assets.

## Notes to the Consolidated Financial Statements

for the Year ended March 31, 2024

(All amounts in ₹ Crores, unless otherwise stated)

	Year ended March 31, 2024		Year ended March 31, 2023	
	₹ strengthens by 1%	₹ weakens by 1%	₹ strengthens by 1%	₹ weakens by 1%
Impact on equity (Other comprehensive income)				
USD	21.38	(21.38)	16.32	(16.32)
EUR	2.30	(2.30)	3.98	(3.98)

### Foreign exchange derivative and non- derivative financial instruments

The group uses derivative as well as non derivative financial instruments for hedging financial risks that arise from its commercial business or financing activities. The group's Corporate Treasury team manages its foreign currency risk by hedging transactions that are expected to occur within a period of 1 to 36 months for hedges of forecasted sales, purchases, loans and liabilities and capital expenditures. When a derivative is entered into for the purpose of being a hedge, the group negotiates the terms of those derivatives to match the terms of the hedged exposure. For hedges of forecast transactions the derivatives cover the period of exposure from the point the cash flows of the transactions are forecasted up to the point of settlement of the resulting receivable or payable that is denominated in the foreign currency. All identified exposures are managed as per the policy duly approved by the Board of Directors.

The following table details the foreign currency derivative contracts outstanding at the end of the reporting period:

Outstanding Contracts*	No. of Deals		Maturity					
			Contract value of foreign Currency (In Millions)		Up to 12 months Nominal Amount* (₹ Crores)		More than 12 months Nominal Amount* (₹ Crores)	
	As at March 31, 2024	As at March 31, 2023	As at March 31, 2024	As at March 31, 2023	As at March 31, 2024	As at March 31, 2023	As at March 31, 2024	As at March 31, 2023
USD/INR Sell forward	234	278	668.20	633.00	2,517.66	2,643.59	3,204.48	2,596.61
EUR/INR Sell forward	-	1	-	20.00	-	202.77	-	-
EUR/USD Sell forward	8	9	6.95	8.96	63.12	79.41	-	-
EUR/USD Buy forward	1	3	0.73	10.93	6.57	97.42	-	-
EUR/THB Buy forward	-	1	-	1.04	-	9.77	-	-

\* Computed using average forward contract rates

The following table details the group's sensitivity to a 1% increase and decrease in the ₹ against the relevant foreign currency. The sensitivity analysis includes only outstanding forward exchange contracts as tabulated above and adjusts their translation at the period end for 1% change in forward rates. A positive number below indicates an increase in profit before tax or vice-versa.

## Notes to the Consolidated Financial Statements

for the Year ended March 31, 2024

(All amounts in ₹ Crores, unless otherwise stated)

	Year ended March 31, 2024		Year ended March 31, 2023	
	Functional currency strengthens by 1%	Functional currency weakens by 1%	Functional currency strengthens by 1%	Functional currency weakens by 1%
Impact on profit / (loss) for the year				
USD	1.84	(1.84)	2.63	(2.63)
EUR	(0.07)	0.07	(0.45)	0.45
Impact on equity (Other Comprehensive income)				
USD	54.97	(54.97)	50.67	(50.67)
EUR	0.63	(0.63)	1.99	(1.99)

### B. Interest Rate Risk Management

Interest rate risk arises from movements in interest rates which could have effect the group's net income or financial position. Changes in interest rates may cause variations in interest income and expenses resulting from interest-bearing assets and liabilities. The group's exposure to the risk of changes in market interest rates relates primarily to the group's long-term debt obligations with floating interest rates.

The group manages its interest rate risk by having a portfolio of fixed and variable rate loans and borrowings. The group enters into interest rate swaps, in which it agrees to exchange, at specified intervals, the difference between fixed and variable rate interest amounts calculated by reference to an agreed principal amount outstanding at the time of inception of the swap. Out of the total long term borrowings, the amount of fixed interest loan aggregate ₹ 438.88 crores and floating interest loan aggregates ₹ 2,899.03 crores (Previous year : Fixed interest loan ₹ 676.02 crores and Floating interest loan ₹ 2,134.11 crores)

The following table demonstrates the sensitivity to a reasonably possible change in interest rates on that portion of loans and borrowings affected. With all other variables held constant, the group's profit before tax is affected through the impact on floating rate long term borrowings, as follows:

	Year ended March 31, 2024		Year ended March 31, 2023	
	₹ loans interest rate increases by 0.50 %	Foreign currency loans interest rate increases by 0.15 %	₹ loans interest rate increases by 0.50 %	Foreign currency loans interest rate increases by 0.15 %
Decrease in profit before tax by	(1.75)	(4.05)	-	(3.20)

In case of decrease in interest rate by above mentioned percentage, there would be a comparable positive impact on the profit before tax as mentioned above.

# Notes to the Consolidated Financial Statements

for the Year ended March 31, 2024

(All amounts in ₹ Crores, unless otherwise stated)

## Managing interest rate benchmark reform and associated risks

A fundamental reform of major interest rate benchmarks is being undertaken globally, including the replacement of some Interbank Offered Rates (IBORs) with alternative nearly risk-free rates (referred to as 'IBOR reform'). The group had certain financial instruments which are impacted by the IBOR reform. In the year ended March 31, 2022, the group had renegotiated all working capital facilities agreements and moved to new benchmarks, wherever IBOR reforms had mandated.

As per the IBOR reform regulations, USD LIBOR-based contracts entered into on or before December 31, 2021, were allowed to continue utilizing the facility until the maturity date, provided such date is before June 30, 2023. As of March 31, 2023, the group had two long-term loan arrangements which are USD LIBOR benchmark linked and maturing after June 2023. Before this deadline, the management renegotiated one of these loans to the Secured Overnight Financing Rate (SOFR) benchmark and has prepaid the other loan before this timeline. Accordingly, the Interest rate swap contract (based on LIBOR linked loan which was prepaid) was also cancelled with a gain of ₹ 0.18 crores.

All the EUR denominated long term loans of the Group which are linked to EURIBOR have relevant benchmark replacement/ fall back clauses and do not require any amendment.

The group also carries certain loans in Thailand that are linked to Bangkok Interbank Offered Rate (BIBOR) which is being phased out. The Bank of Thailand will permit existing loans to continue on BIBOR until December 2027 post which all loans will have to migrate to Thai Overnight Repurchase Rate (THOR). The group's outstanding loans affected have the outermost maturity date as July 2026 and accordingly, the management does not envisage any significant impact on the consolidated financial statements due to the migration.

## Interest Rate Swap Contracts

Under interest rate swap (IRS) contracts, the group agrees to exchange the difference between fixed and floating rate interest amounts calculated on the agreed notional principal amounts. Such contracts enables the group to mitigate the risk of changing interest rates.

The following table details the IRS contracts outstanding at the end of the reporting period:

Outstanding Contracts	No of Deals		Maturity					
			Contract value of foreign Currency (In Millions)		Up to 12 months Nominal Amount*		More than 12 months Nominal Amount*	
	As at March 31, 2024	As at March 31, 2023	As at March 31, 2024	As at March 31, 2023	As at March 31, 2024	As at March 31, 2023	As at March 31, 2024	As at March 31, 2023
IRS Contracts (USD) *	-	2	-	7.18	-	59.00	-	-

Each of the above trades were in the nature of cash flow hedges and are effective hedges. The mark to market on these trades is therefore routed through Cash flow Hedge Reserve. The interest rate swap and the interest payments on the loan are paid simultaneously and are charged to statement of profit and loss.

\*Sensitivity on the above IRS contracts in respect of interest rate exposure is insignificant

# Notes to the Consolidated Financial Statements

for the Year ended March 31, 2024

(All amounts in ₹ Crores, unless otherwise stated)

## C. Hedge accounting

### Cash flow hedges

The amounts at the reporting date relating to the item designated as hedge items are as follows:

Hedging instruments	As at March 31, 2024			Year ended March 31, 2024	As at March 31, 2023			Year ended March 31, 2023
	Nominal amount (₹ Crores)	Carrying amount Assets / (liabilities) (₹ Crores)	Line item where the hedging instrument is included	Change in the value of the hedging instrument recognised in OCI (₹ Crores)	Nominal amount (₹ Crores)	Carrying amount Assets / (liabilities) (₹ Crores)	Line item where the hedging instrument is included	Change in the value of the hedging instrument recognised in OCI (₹ Crores)
Foreign exchange contracts *	5,602.12	48.48	Other financial assets (current and non - current)	104.04	5,321.12	-	Other financial assets (current and non - current)	(121.17)
		(5.73)	Other financial liabilities (current and non - current)			(61.29)	Other financial liabilities (current and non - current)	(55.93)
Foreign currency denominated creditors	134.11	(134.11)	Other financial liabilities (current and non - current)	4.58	182.44	(182.44)	Other financial liabilities (current and non - current)	(20.27)
Foreign currency denominated loans	2,233.66	(2,233.66)	Non-current/ current borrowings	3.29	1,848.11	(1,848.11)	Non-current/ current borrowings	(57.50)
Interest rate swap contacts	-	-		(0.89)	59.00	0.89	Other financial assets (current and non - current)	(2.63)

## Notes to the Consolidated Financial Statements

for the Year ended March 31, 2024

(All amounts in ₹ Crores, unless otherwise stated)

### Fair value hedges

The amounts at the reporting date relating to the item designed as hedge items are as follows:

Hedging instruments	As at March 31, 2024			Year ended March 31, 2024	As at March 31, 2023			Year ended March 31, 2023
	Nominal amount (₹ Crores)	Carrying amount Assets / (liabilities) (₹ Crores)	Line item where the hedging instrument is included	Change in the value of the hedging instrument recognised in consolidated statement of Profit and loss	Nominal amount (₹ Crores)	Carrying amount Assets / (liabilities) (₹ Crores)	Line item where the hedging instrument is included	Change in the value of the hedging instrument recognised in consolidated statement of Profit and loss (₹ Crores)
Foreign exchange contracts*	183.14	(0.79)	Other financial liabilities (current)	6.55	308.45	(7.09)	Other financial liabilities (current)	(10.73)
		0.25	Other financial assets (current)					

\* Excluding forward contracts not designated as hedging instruments

### Movement of cash flow hedging reserve and cost of hedging reserve :

Particulars	Cash flow hedging reserve		Cost of hedging reserve	
	As at March 31, 2024	As at March 31, 2023	As at March 31, 2024	As at March 31, 2023
<b>Opening Balance</b>	(150.34)	34.49	4.74	0.51
Changes in the spot element of the forward contracts which is designated as hedging instruments for time period related hedge	(2.38)	(24.15)	-	-
Changes in the forward element of the forward contracts where changes in spot element of forward contract is designated as hedging instruments for time period related hedges (including contracts settled during the year)	-	-	(15.06)	15.68
Changes in fair value of forward contracts designated as hedging instruments recognised in OCI	121.48	(172.01)	-	-
Changes in fair value of interest rate swaps	(0.89)	(2.63)	-	-
Amount reclassified to profit or loss (Foreign exchange (gain) / loss)	39.03	41.61	13.29	(10.66)
Amount arising from remeasurement of financial liability	(28.77)	(95.23)	-	-
Taxes related to above	(32.19)	67.58	0.43	(0.79)
<b>Closing Balance</b>	<b>(54.06)</b>	<b>(150.34)</b>	<b>3.40</b>	<b>4.74</b>

## Notes to the Consolidated Financial Statements

for the Year ended March 31, 2024

(All amounts in ₹ Crores, unless otherwise stated)

### Investment Risks

The primary goal of the Group's investment is to maintain liquidity along with meeting group's strategic purposes. Depending upon the investment strategy at inception, management classifies certain investments as FVTPL. The following table details the group's sensitivity to a 1% increase and decrease in the price of instruments.

	Year ended March 31, 2024		Year ended March 31, 2023	
	Market price increase by 1%	Market price decrease by 1%	Market price increase by 1%	Market price decrease by 1%
Impact on profit / (loss) for the year	4.71	(4.71)	4.90	(4.90)

### 39.3.2 Credit Risk Management

Credit risk is the risk that counterparty will not meet its obligations under a financial instrument or customer contract, leading to a financial loss. The group is exposed to credit risk from its operating activities (primarily trade receivables, loans and other financial assets) and from its financing activities, including deposits with banks and financial institutions, foreign exchange transactions and other financial instruments. The group does not require collaterals in respect of trade receivables, loans and contract assets.

Credit risk from balances with banks and financial institutions is managed by the group's treasury department in accordance with the group's policy. Investments of surplus funds are made only with counterparties who meet the parameters specified in Investment Policy of the group. The investment policy specifies the limits of investment in various categories of products so as to minimize the concentration of risks and therefore mitigate financial loss due to counterparty's potential failure.

The derivatives are entered into with reputed and well established banks and financial institutions.

The cash and cash equivalents and other banks balances are held with banks, financial institutions and other counterparties, which are rated AA or above. The Group considers that its cash and cash equivalents have low credit risk based on the external credit ratings of the counterparties.

The Group limits its exposure to credit risk by investing in liquid debt securities and only with counterparties that have a credit rating of at least AA or above. The group permits exposure in corporate bonds only up to the specified amount as per its Board policy. Also, mutual fund investments are permitted only in those funds where the corpus size is more than ₹ 2,000 crores. The Group monitors its investment portfolio on continuous basis to assess whether there has been a significant increase in credit risk whether or not reflected in the published ratings.

### Expected credit loss on financial assets:

To manage credit risk for trade receivables, the group establishes credit approvals and credit limits, periodically assesses the financial reliability of customers, taking into account the financial conditions, economic trends, analysis of historical bad debts and aging of such receivables.

With regard to all financial assets with contractual cash flows other than trade receivables, management believes these to be high quality assets with negligible credit risk. The management believes that the parties, from which these financial assets are recoverable, have strong capacity to meet the obligations and where the risk of default is negligible and accordingly no provision for expected credit loss has been provided on these financial assets other than as detailed below.

## Notes to the Consolidated Financial Statements

for the Year ended March 31, 2024

(All amounts in ₹ Crores, unless otherwise stated)

Loss allowance for the following financial assets have been recognised by the group:

	Note No.	As at March 31, 2024	As at March 31, 2023
Loans - current	7	2.74	2.74
Trade receivables	12	7.56	5.30
		<b>10.30</b>	<b>8.04</b>

### Movement of loss allowance :

	Loans (Current and non current)	Trade receivables
<b>As at April 1, 2022</b>	<b>2.74</b>	<b>3.45</b>
Provided during the year	-	1.89
Reversed/ utilised during the year	-	(0.04)
<b>As at March 31, 2023</b>	<b>2.74</b>	<b>5.30</b>
Provided during the year	-	4.22
Reversed/ utilised during the year	-	(1.96)
<b>As at March 31, 2024</b>	<b>2.74</b>	<b>7.56</b>

Other than financial assets mentioned above, none of the group's financial assets are impaired, as there are no indications that defaults in payments obligation would occur.

### 39.3.3 Liquidity Risk Management

Liquidity risk is the risk of non-availability of financial facilities available to the group to meet its financial obligations. The group's objective is to maintain a balance between continuity of funding and flexibility through the use of money market instruments, bank overdrafts, bank loans, debentures and other types of facilities. The liquidity management is governed by the Board approved liquidity management policy. Any deviation from the policy has to be approved by the Treasury Management comprising of Chairman and Managing Director, Chief Financial Officer and Treasury Head. The group assesses the concentration of risk with respect to refinancing its debt, guarantee given and funding of its capital expenditure according to needs of the future. The group manages its liquidity by holding appropriate volumes of liquid assets which are available for its disposal on T +1 basis and by maintaining open credit lines with banks.

The Group has secured bank loans which contain loan covenants. A future breach of any covenant may require the Group to repay the loans earlier than their original payment date. These covenants are monitored by the treasury department and regularly reported to management to ensure compliance with the agreement.

The Group also participates in a supply chain financing arrangement (SCF) with the principal purpose of facilitating efficient payment processing of supplier invoices. The SCF allows the Group to centralise payments of trade payables to the bank rather than paying each supplier individually. While the SCF does not extend payment terms beyond the normal terms agreed with other suppliers that are not participating, the programme assists in making cash outflows more predictable. Also refer note 19

Also refer note 12 for receivables purchase agreements entered into by the group as a part of its liquidity risk management policy.

## Notes to the Consolidated Financial Statements

for the Year ended March 31, 2024

(All amounts in ₹ Crores, unless otherwise stated)

The table below analyse the group's financial liabilities into relevant maturity profiles based on their contractual maturities:

As at March 31, 2024	Less than 1 year	More than 1 year and up to 5 years	More than 5 years	Total
Borrowings*	2,848.43	2,123.16	437.88	5,409.47
Lease Liabilities **	35.04	81.71	41.93	158.68
Trade payables	2,197.76	-	-	2,197.76
Derivative liabilities	5.76	0.80	-	6.56
Other financial liabilities	461.66	-	-	461.66
	<b>5,548.64</b>	<b>2,205.67</b>	<b>479.81</b>	<b>8,234.13</b>

As at March 31, 2023	Less than 1 year	More than 1 year and up to 5 years	More than 5 years	Total
Borrowings*	2,151.94	2,467.17	-	4,619.11
Lease Liabilities **	34.45	94.22	50.46	179.13
Trade payables	2,231.27	-	-	2,231.27
Derivative liabilities	42.14	26.24	-	68.38
Other financial liabilities	443.42	133.23	-	576.65
	<b>4,903.22</b>	<b>2,720.86</b>	<b>50.46</b>	<b>7,674.54</b>

\* includes current maturity of non current borrowings and future cash outflow towards estimated interest on non-current borrowings.

\*\* including future cash outflow towards estimated interest on lease liabilities.

### 40 Contract balances

The following table provides information about contract liabilities from contracts with customers

Contract liability	Year ended March 31, 2024	Year ended March 31, 2023
<b>Opening balance</b>	45.90	28.32
Revenue recognised that was included in the contract liability balance at the beginning of the period	(45.90)	(28.32)
Increase due to cash received, excluding the amount recognised as revenue during the period	33.05	45.90
<b>Closing balance</b>	<b>33.05</b>	<b>45.90</b>



## Notes to the Consolidated Financial Statements

for the Year ended March 31, 2024

(All amounts in ₹ Crores, unless otherwise stated)

### 41 Right-of-use assets

The group leases various types of assets including land, buildings and Plant & Machinery. Information about leases for which the group is a lessee is presented below.

Particulars	Land	Buildings	Plant & equipment	Total
<b>Cost</b>				
<b>Balances at April 1, 2022</b>	156.17	45.80	100.28	<b>302.25</b>
Additions/adjustments	28.48	(0.37)	31.31	<b>59.42</b>
Derecognition	-	-	(5.70)	<b>(5.70)</b>
<b>Balance at March 31, 2023</b>	<b>184.65</b>	<b>45.43</b>	<b>125.89</b>	<b>355.97</b>
Additions/adjustments	6.49	5.21	9.73	<b>21.43</b>
Derecognition	-	(6.66)	(4.71)	<b>(11.37)</b>
<b>Balance at March 31, 2024</b>	<b>191.14</b>	<b>43.98</b>	<b>130.91</b>	<b>366.03</b>
<b>Accumulated depreciation</b>				
<b>Balances at April 1, 2022</b>	4.29	19.56	23.05	<b>46.90</b>
Depreciation expenses	2.04	6.83	18.69	<b>27.56</b>
Disposals	-	-	(5.70)	<b>(5.70)</b>
<b>Balances at March 31, 2023</b>	<b>6.33</b>	<b>26.39</b>	<b>36.04</b>	<b>68.76</b>
Depreciation expenses	2.18	6.68	23.14	<b>32.00</b>
Disposals	-	(6.66)	(4.71)	<b>(11.37)</b>
<b>Balance at March 31, 2024</b>	<b>8.51</b>	<b>26.41</b>	<b>54.47</b>	<b>89.39</b>
<b>Net block</b>				
<b>Balances at March 31, 2023</b>	<b>178.32</b>	<b>19.04</b>	<b>89.85</b>	<b>287.21</b>
<b>Balances at March 31, 2024</b>	<b>182.63</b>	<b>17.57</b>	<b>76.44</b>	<b>276.64</b>

Lease liabilities included in the Balance Sheet	As at	
	March 31, 2024	March 31, 2023
Current	27.51	25.90
Non-current	82.79	97.57

The average incremental borrowing rate applied to lease liabilities during the year ranges from 8.03% to 8.41% (Previous year: 7.75% to 8.75%)

Amounts recognised in Statement of Profit and Loss	Year ended	
	March 31, 2024	March 31, 2023
Interest on lease liabilities (refer note 27)	9.07	8.99
Depreciation expense (refer note 28)	32.00	27.56
Expenses relating to short-term leases (refer note 29)	10.62	6.66
Expenses relating to low value leases (refer note 29)	31.15	33.00

Amounts recognised in Cash Flow Statement	Year ended	
	March 31, 2024	March 31, 2023
Total cash outflow for leases	37.18	32.47

## Notes to the Consolidated Financial Statements

for the Year ended March 31, 2024

(All amounts in ₹ Crores, unless otherwise stated)

### 42 Group Information

Name	Principal activities	Country of incorporation	% equity interest	
			March 31, 2024	March 31, 2023
SRF Holiday Home Limited	Development and lease of Industrial, commercial and residential complexes	India	100%	100%
SRF Altech Limited	Manufacture of aluminium foil	India	100%	100%
SRF Employees Welfare Trust (Controlled Trust)	Implementation and operationalisation of long term incentive plans of the Company	India	*	*
SRF Global BV	Investment company	Netherlands	100%	100%
SRF Flexipak (South Africa) (Pty) Limited (subsidiary of SRF Global BV)	Manufacture of BOPP and metallized BOPP films	Republic of South Africa	100%	100%
SRF EUROPE Kft (subsidiary of SRF Global BV)	Manufacture of Polyester film and metallized Polyester film	Hungary	100%	100%
SRF Industries (Thailand) Limited (subsidiary of SRF Global BV)	Manufacture of Polyester film and metallized Polyester film & trading of chemical products	Thailand	100%	100%
SRF Industex Belting (Pty) Limited (subsidiary of SRF Global BV)	Trading of packaging films and chemical products	Republic of South Africa	100%	100%
SRF Middle East LLC (subsidiary of SRF Global BV)	Trading of chemical products	Dubai	**	-

\* By virtue of management control.

\*\* SRF Middle East LLC was established on March 12, 2024 as a subsidiary of SRF Global BV. In terms of the Memorandum of Association of SRF Middle East LLC, SRF Global BV shall subscribe to 365 equity shares of AED 1,000 each aggregating to AED 365,000, which is under process as at March 31, 2024.

# Notes to the Consolidated Financial Statements

for the Year ended March 31, 2024

(All amounts in ₹ Crores, unless otherwise stated)

## 43 Additional information as required by Paragraph 2 of General Instructions for preparation of consolidated financial statements of Division II of Schedule III to the Companies Act, 2013

Name of the entity in the Group	Net Assets, i.e., total assets minus total liabilities		Share in profit or loss		Share in other comprehensive income		Share in total comprehensive income	
	As % of consolidated net assets	Amount (₹ Crores)	As % of consolidated Share in profit or loss	Amount (₹ Crores)	As % of consolidated other comprehensive income	Amount (₹ Crores)	As % of total consolidated comprehensive income	Amount (₹ Crores)
<b>I Parent - SRF Limited</b>	92%	10,513.71	103%	1,374.03	430%	91.01	108%	1,465.04
<b>II Subsidiaries:</b>								
<b>A Indian</b>								
(1) SRF Holiday Home Limited		3.78		-		-		-
(2) SRF Altech Limited	4%	404.83	(1)%	(16.33)	(1)%	(0.16)	(1)%	(16.49)
(3) SRF Employees Welfare Trust (Controlled Trust)		0.04		-		-		-
<b>B. Foreign</b>								
(1) SRF Global BV (Consolidated)	9%	1,077.95	(2)%	(22.52)	(329)%	(69.57)	(7)%	(92.09)
Adjustments arising out of consolidation	(5)%	(521.29)		0.53		(0.15)		0.38
<b>Total</b>	<b>100%</b>	<b>11,479.02</b>	<b>100%</b>	<b>1,335.71</b>	<b>100%</b>	<b>21.13</b>	<b>100%</b>	<b>1,356.84</b>
<b>Non-controlling Interests in all subsidiaries</b>	<b>Nil</b>	<b>Nil</b>	<b>Nil</b>	<b>Nil</b>	<b>Nil</b>	<b>Nil</b>	<b>Nil</b>	<b>Nil</b>

## 44 ADDITIONAL DISCLOSURES

### (a) RESEARCH AND DEVELOPMENT EXPENDITURE

The details of research and development expenditure of ₹ 146.41 crores (Previous Year - ₹ 129.31 crores) included in these financials statements are as under:

	Year ended March 31, 2024	Year ended March 31, 2023
Capital expenditure	20.46	7.22
Revenue expenditure	125.95	122.09
	<b>146.41</b>	<b>129.31</b>

# Notes to the Consolidated Financial Statements

for the Year ended March 31, 2024

(All amounts in ₹ Crores, unless otherwise stated)

The details of revenue expenditure incurred on research and development is as below:

	Year ended March 31, 2024	Year ended March 31, 2023
Cost of material consumed	0.74	3.31
Salaries and wages, including Bonus	56.21	51.23
Contribution to provident and other funds	3.74	3.21
Workmen and staff welfare expenses	4.60	8.92
Stores and spares consumed	5.61	3.66
Power and fuel	10.41	12.45
Rent	1.32	0.09
Repairs and maintenance		
- Buildings	0.08	0.01
- Plant and machinery	12.39	12.68
- Others	2.05	0.96
Insurance	1.10	1.06
Rates and taxes	0.04	0.08
Travelling and conveyance	2.36	1.58
Legal and professional charges	5.34	3.47
Depreciation and amortisation expense	14.56	14.19
Interest cost	^	0.07
Miscellaneous expenses	5.40	5.12
	<b>125.95</b>	<b>122.09</b>

^ Amount in absolute ₹ 19,704

### (b) MANAGERIAL REMUNERATION

	Year ended March 31, 2024	Year ended March 31, 2023
<b>(i) (a) Remuneration to Chairman / Managing Director / Deputy Managing Director / Whole time Directors</b>		
Salary and contribution to provident and other funds	22.40	25.02
Value of perquisites	2.08	2.18
Commission	16.00	16.00
<b>SUB-TOTAL</b>	<b>40.48</b>	<b>43.20</b>
<b>(b) Remuneration to Non Executive Directors</b>		
Commission	1.26	1.16
Directors sitting fees	0.21	0.27
<b>SUB-TOTAL</b>	<b>1.47</b>	<b>1.43</b>
<b>TOTAL</b>	<b>41.95</b>	<b>44.63</b>

## Notes to the Consolidated Financial Statements

for the Year ended March 31, 2024

(All amounts in ₹ Crores, unless otherwise stated)

- (c) The Group has elected to continue the policy adopted for accounting for exchange differences arising from translation of long-term foreign currency monetary items as described in Para D13 AA of Ind AS 101. Accordingly, exchange loss/ (gain) arising on all long term monetary items financed or re-financed on or before March 31, 2016 relating to acquisition of following depreciable assets are added to/ adjusted from the cost of such assets/ capital work in progress and will be depreciated over the balance useful life of such assets.

Exchange loss/ (gain) added/ (adjusted)	Year ended March 31, 2024	Year ended March 31, 2023
<b>Property, plant and equipment</b>		
- Roads	-	0.13
- Buildings	0.03	1.75
- Plant and equipment	1.23	16.58
- Furniture and fixtures	-	0.04
	<b>1.26</b>	<b>18.50</b>

The cumulative exchange loss/ (gain) added/ (adjusted) and remaining unamortised as at March 31, 2024 is ₹ 224.95 crores (Previous year: ₹ 246.11 crores).

**(d) Disclosure on corporate social responsibility expense:**

	Year ended March 31, 2024	Year ended March 31, 2023
(i) Prescribed CSR expenditure as per Section 135 of the Companies Act, 2013	41.04	28.56
(ii) Amount approved by the Board to be spent during the year	41.04	28.56
(iii) (a) Actual amount spent during the year on construction / acquisition of an asset	13.24	11.35
(iii) (b) Actual amount spent during the year on purposes other than construction / acquisition of an asset	18.27	17.28
(iv) Amount unspent during the year	9.51	-
(v) Details of expenditure:		
- In respect of ongoing projects :		
a) Amount required to be spent during the year	21.69	-
b) Actual amount spent during the year from company's bank account	12.18	-
c) Remaining unpaid at the end of the year with the company *	9.51	-
- In respect of other than ongoing projects:		
a) Amount required to be spent during the year	19.35	28.63
b) Actual amount spent during the year from Company's bank account	19.33 <sup>^</sup>	28.63

## Notes to the Consolidated Financial Statements

for the Year ended March 31, 2024

(All amounts in ₹ Crores, unless otherwise stated)

	Year ended March 31, 2024	Year ended March 31, 2023
(vi) Nature of CSR activities:	School education, promotion of healthcare, olympic sports and art and cultural projects, vocational skills and livelihood projects, disaster management, environment project and other CSR projects etc.	
(vii) Detail of related party transactions ( refer note no. 34.2)	25.70	28.23

\* Consequent to the Companies (Corporate Social Responsibility Policy) Amendment Rules, 2021, the unspent amount has been subsequently deposited in "Unspent CSR Account".

<sup>^</sup> Out of ₹ 0.07 crore excess CSR spent during the previous year, an amount of ₹ 0.02 crore have been utilised in current financial year.

- (e) The Company has established a comprehensive system of maintenance of information and documents as required by transfer pricing legislation under section 92D for its international transactions as well as specified domestic transactions. Based on the transfer pricing regulations/ policy, the transfer pricing study for the year ended March 31, 2024 is to be conducted on or before due date of the filing of return and the Company will further update above information and records based on the same and expects these to be in existence latest by that date. Management believes that all the above transactions are at arm's length price and the aforesaid legislations will not have material impact on the financial statement, particularly on the amount of tax expense and provision for taxation.

- (f) In December 2023, the operations of Technical Textile Business plant, located in Manali Industrial Area, Chennai, Tamil Nadu, were disrupted due to cyclone with flooding and waterlogging in the plant premises. This incident led to damage of certain items of Property, Plant and Equipment and Inventory. Plant operations were resumed in a phased manner by February 2024. The Company is covered under its insurance policy on a 'Reinstatement Value basis' against the estimated losses. Based on the current best estimates of the management, expected loss has been considered in these consolidated financial statements under the respective heads (net of claim recoverable) as below:

	Year ended March 31, 2024
Loss of inventories and property, plant and equipment recognised	38.84
Repair and restoration expenses incurred till March 31, 2024	16.56
	<b>55.40</b>
Related insurance claim (excluding adjustment of deductible)	51.40

The Company is in the process of replacement / reinstatement of assets and accordingly, any additional cost towards further repair and maintenance, replacement of items of property, plant and equipment, other incidental costs and adjustment from change in estimates (including for insurance claim receivable from insurer) would be considered in the period of incurrence/ change.

## Notes to the Consolidated Financial Statements

for the Year ended March 31, 2024

(All amounts in ₹ Crores, unless otherwise stated)

### (g) OTHER STATUTORY INFORMATION

- (i) There are no funds which have been advanced or loaned or invested (either from borrowed funds or share premium or any other sources or kind of funds) by the Holding Company or any of subsidiaries which are incorporated in India, to or in any other persons or entities, including foreign entities ("Intermediaries"), with the understanding, whether recorded in writing or otherwise, that the Intermediary shall:
- directly or indirectly lend or invest in other persons or entities identified in any manner whatsoever by or on behalf of the Holding Company or any of such subsidiaries ("Ultimate Beneficiaries") or
  - provide any guarantee, security or the like on behalf of the Ultimate Beneficiaries.
- (ii) There are no funds which have been received by the Holding Company or any of subsidiaries which are incorporated in India, from any persons or entities, including foreign entities ("Funding Parties"), with the understanding, whether recorded in writing or otherwise, that the Holding Company or any of such subsidiaries shall:
- directly or indirectly, lend or invest in other persons or entities identified in any manner whatsoever by or on behalf of the Funding Party ("Ultimate Beneficiaries") or
  - provide any guarantee, security or the like on behalf of the Ultimate Beneficiaries.
- (iii) The group does not have any transactions with companies which are struck off, except the following:

Name of the struck off company	Nature of transactions with struck off company	Balance outstanding as at March 31, 2024	Balance outstanding as at March 31, 2023	Relationship with the struck off company, if any
Jyotsna Engineers & Consultants Private Limited	Advance given	^	^	Vendor
Krishna Freeze Private Limited	Advance received	0.02	0.02	Customer
Perfect Refcon & Tools Private Limited	Advance received	0.01	0.01	Customer
Shree Krishna Well Pack Private Limited **	Payables	-	0.03	Vendor
Shakun and Company Services Private Limited **	Advance given	-	*	Vendor
Crownstar Industries Private Limited	Payables	0.01	-	Vendor

^ Amount in absolute ₹ 2,000 (Previous year: ₹ 2,000)

\* Amount in absolute ₹ 618

\*\* Restored during the current year

## Notes to the Consolidated Financial Statements

for the Year ended March 31, 2024

(All amounts in ₹ Crores, unless otherwise stated)

- The group does not have any benami property, where any proceeding has been initiated or pending against the group for holding any Benami property.
- The group is not declared a wilful defaulter by any bank or financial institution or any other lender.
- The Company has complied with the number of layers prescribed under section 2(87) of the Companies Act, 2013 read with Companies (Restriction on number of Layers) Rules, 2017.
- The group does not have any such transaction which is not recorded in the books of accounts that has been surrendered or disclosed as income during the year in the tax assessments under the Income Tax Act, 1961 (such as, search or survey or any other relevant provisions of the Income Tax Act, 1961).
- The group has not traded or invested in Crypto currency or Virtual Currency during the financial year.
- The group has not entered into any scheme of arrangement which has an accounting impact on current or previous financial year.

As per our report of even date attached

For **B S R & Co. LLP**  
Chartered Accountants  
ICAI Firm registration no: 101248W/W-100022

For and on behalf of the Board of Directors

**Kaushal Kishore**  
Partner  
Membership No: 090075

**Ashish Bharat Ram**  
Chairman and  
Managing Director  
DIN - 00671567

**Kartik Bharat Ram**  
Joint Managing Director  
DIN - 00008557

**Raj Kumar Jain**  
Director  
DIN - 01741527

Place: Gurugram  
Date : May 07, 2024

**Rahul Jain**  
President & CFO

**Rajat Lakhanpal**  
Senior Vice President  
(Corporate Compliance)  
and Company Secretary

Place: Gurugram  
Date : May 07, 2024

**Statement pursuant to first proviso to sub section(3) of section 129 of Companies Act 2013, read with rule 5 of Companies (Accounts) Rules, 2014 in prescribed form AOC-1 relating to subsidiaries/associates companies/joint ventures**

**A Statement showing salient features of the financial statements of subsidiaries**

**Indian Subsidiaries**

S. No.	Name of the subsidiary	SRF Global BV# (subsidiary of SRF Limited)	
		USD	₹ Crores
(a)	Reporting Period	April 1, 2023 to March 31, 2024	April 1, 2023 to March 31, 2024
(b)	Date since when subsidiary was acquired/formed	20.10.2008	26.10.2011
(c)	Reporting Currency	USD	₹ Crores
(d)	Exchange Rate	83	4.37
(e)	Share Capital	1,39,37,541	116.21
(f)	Reserves and Surplus	(34,89,627)	(29.10)
(g)	Total Assets	6,57,03,779	547.84
(h)	Total Liabilities	5,52,55,865	460.72
(i)	Investment	2,51,05,969	209.33
(j)	Turnover	-	-
(k)	Profit/(Loss) Before Taxation	1,54,96,988	129.21
(l)	Tax expense / (income)	-	-
(m)	Profit/(Loss) After Taxation	1,54,96,988	129.21
(n)	Proposed / paid Dividend	-	-
(o)	% of shareholding	100%	100%

**SRF Employees Welfare Trust  
Controlled Trust  
(₹ Crores)**

(a)	Reporting Period	April 1, 2023 to March 31, 2024
(b)	Date since when Trust was acquired/formed	27.06.2018
(c)	Reporting Currency	INR
(d)	Exchange Rate	-
(e)	Share Capital	-
(f)	Reserves and Surplus	0.04
(g)	Total Assets	0.04
(h)	Total Liabilities	-
(i)	Investment	-
(j)	Turnover	-
(k)	Profit/(Loss) Before Taxation	(0.01)
(l)	Tax expense / (income)	-
(m)	Profit/(Loss) After Taxation	(0.01)
(n)	Proposed Dividend	-
(o)	% of shareholding	100%

**Foreign Subsidiaries**

S. No.	Name of the subsidiary	SRF Global BV# (subsidiary of SRF Limited)		SRF Flexipak (South Africa) (Pty) Limited# (subsidiary of SRF Global BV)	
		USD	₹ Crores	Rand	₹ Crores
(a)	Reporting Period	April 1, 2023 to March 31, 2024		April 1, 2023 to March 31, 2024	
(b)	Date since when subsidiary was acquired/formed	20.10.2008		26.10.2011	
(c)	Reporting Currency	USD	₹ Crores	Rand	₹ Crores
(d)	Exchange Rate	83		4.37	
(e)	Share Capital	1,39,37,541	116.21	100	0.00
(f)	Reserves and Surplus	(34,89,627)	(29.10)	54,64,94,751	238.82
(g)	Total Assets	6,57,03,779	547.84	97,54,63,471	426.28
(h)	Total Liabilities	5,52,55,865	460.72	42,89,68,620	187.46
(i)	Investment	2,51,05,969	209.33	-	-
(j)	Turnover	-	-	1,15,44,43,944	504.49
(k)	Profit/(Loss) Before Taxation	1,54,96,988	129.21	19,76,51,643	86.37
(l)	Tax expense / (income)	-	-	5,33,65,944	23.32
(m)	Profit/(Loss) After Taxation	1,54,96,988	129.21	14,42,85,699	63.05
(n)	Proposed / paid Dividend	-	-	35,00,00,000	152.95
(o)	% of shareholding	100%		100%	

S. No.	Name of the subsidiary	SRF Industries (Thailand) Limited# (subsidiary of SRF Global BV)		SRF Industex Belting (Pty) Limited# (subsidiary of SRF Global BV)	
		THB	₹ Crores	Rand	₹ Crores
(a)	Reporting Period	April 1, 2023 to March 31, 2024		April 1, 2023 to March 31, 2024	
(b)	Date since when subsidiary was acquired/formed	08.09.2008		13.06.2008	
(c)	Reporting Currency	THB	₹ Crores	Rand	₹ Crores
(d)	Exchange Rate	2.29		4.37	
(e)	Share Capital	20,00,00,300	45.80	1,33,20,202	5.82
(f)	Reserves and Surplus	3,65,14,74,913	836.19	(4,31,82,128)	(18.87)
(g)	Total Assets	7,71,53,85,151	1,766.82	13,86,69,815	60.60
(h)	Total Liabilities	3,86,39,09,938	884.84	16,85,31,741	73.65
(i)	Investment	-	-	-	-
(j)	Turnover	5,94,75,09,636	1,361.98	26,75,46,175	116.92
(k)	Profit/(Loss) Before Taxation	8,78,481	0.20	(30,86,722)	(1.35)
(l)	Tax expense / (income)	(2,63,11,662)	(6.03)	(3,19,378)	(0.14)
(m)	Profit/(Loss) After Taxation	2,71,90,143	6.23	(27,67,344)	(1.21)
(n)	Proposed Dividend	-	-	-	-
(o)	% of shareholding	100%		100%	

S. No.	Name of the subsidiary	SRF Europe Kft# (subsidiary of SRF Global BV)		SRF Middle East LLC (subsidiary of SRF Global BV)	
		EURO	₹ Crores	EURO	₹ Crores
(a)	Reporting Period	April 1, 2023 to March 31, 2024		April 1, 2023 to March 31, 2024	
(b)	Date since when subsidiary was acquired/formed	25.04.2018		12.03.2024	
(c)	Reporting Currency	EURO	₹ Crores	AED	₹ Crores
(d)	Exchange Rate	89.98			
(e)	Share Capital	10,10,000	9.09	-	-
(f)	Reserves and Surplus	(1,55,231)	(1.40)	-	-
(g)	Total Assets	10,03,50,112	902.95	-	-
(h)	Total Liabilities (external liabilities)	9,94,95,343	895.26	-	-
(i)	Investment	-	-	-	-
(j)	Turnover	5,12,55,038	461.19	-	-
(k)	Profit/(Loss) Before Taxation	(67,68,585)	(60.90)	-	-
(l)	Tax expense / (income)	-	-	-	-
(m)	Profit/(Loss) After Taxation	(67,68,585)	(60.90)	-	-
(n)	Proposed Dividend	-	-	-	-
(o)	% of shareholding	100%		100%	

# The financial statements of these foreign subsidiaries have been converted into Indian Rupees on the basis of following exchange rates:

(i)	1 USD = ₹ 83.38
(ii)	1 Baht = ₹ 2.29
(iii)	1 Rand = ₹ 4.37
(iv)	1 Euro = ₹ 89.98

**B Statement containing salient features of the financial statements of associates companies/ joint ventures**

Name of Associate Companies/Joint Ventures #	Malanpur Captive Power Ltd.	Vaayu Renewable Energy (Tapti) Pvt. Ltd.
Latest audited Balance Sheet date	31.03.2023	31.03.2023
Date on which the Associate was associated or acquired	09.01.2007	29.05.2013
Shares of associate held by the company on the year end		
Number of shares :	42,21,535	50,000
Amount of investment in Associate Companies	4.22	0.05
Extent of holding (%)	22.60%	26.32%

Name of Associate Companies/Joint Ventures #	Malanpur Captive Power Ltd.	Vaayu Renewable Energy (Tapti) Pvt. Ltd.
Description of how there is significant influence	Due to control of at least 20% of total share capital as envisaged in Sec. 2(6) of the Companies Act, 2013	Due to control of at least 20% of total share capital as envisaged in Sec. 2(6) of the Companies Act, 2013
Reason why the associate company is not consolidated	*	*
Net worth attributable to shareholding as per latest Audited Balance Sheet	(8.75)	11.24
<b>Profit &amp; loss for the year</b>		
(i) Considered in Consolidation	Nil	Nil
(ii) Not considered in Consolidation	(0.05)	0.28

# The company has no joint venture

\* Investment in both these captive power companies are held by the company as a consumer in accordance with the requirements of the Electricity Act, 2005. The company does not exercise significant influence as defined under IND AS over these companies and therefore their annual accounts are not consolidated with the annual accounts of the company.

For and on behalf of the Board of Directors

**Ashish Bharat Ram**

Chairman and Managing Director  
DIN - 00671567

**Kartik Bharat Ram**

Joint Managing Director  
DIN - 00008557

**Raj Kumar Jain**

Director  
DIN - 01741527

**Rahul Jain**

President & CFO

**Rajat Lakhnupal**

Senior Vice President (Corporate Compliance) and Company Secretary

Place: Gurugram

Date : May 07, 2024



**Registered Office**

Unit No. 236 & 237, 2nd Floor, DLF Galleria, Mayur Place,  
Noida Link Road, Mayur Vihar Phase - I Extn., Delhi, India - 110 091  
Tel.: +91-11- 49482870

**Corporate Office**

Block - C, Sector - 45, Gurugram, Haryana, India - 122 003  
Tel.: +91-124-4354400

**Follow Us**

