

JBM Auto Limited

Plot No. 133, Sector 24,
Faridabad - 121 005 (Haryana)
T : +91 - 129-4090200
F : +91 - 129-2234230
W : www.jbmgroupp.com
E : secretarial.jbma@jbmgroupp.com



JBMA/SEC/2024-25/76
30th January, 2025

Listing Department

BSE Limited
Phiroze Jeejeebhoy Tower,
Dalal Street,
Mumbai - 400001
Script Code: 532605

The National Stock Exchange of India Ltd.
Exchange Plaza, Plot No. C/1, G Block,
Bandra Kurla Complex, Bandra (E)
Mumbai – 400051
Symbol: JBMA

Sub: Integrated Filing (Financial) for the quarter ended 31st December, 2024

Dear Sir/ Madam,

Pursuant to the SEBI Circular No. SEBI/HO/CFD/CFD-PoD-2/CIR/P/2024/185 dated 31st December, 2024, please find attached the Integrated Filing (Financial) for the quarter ended 31st December, 2024.

You are requested to please take the above disclosures in your records.

Thanking you,

Yours faithfully,

For **JBM Auto Limited**

Sanjeev Kumar
Company Secretary
& Compliance Officer
M No. 18087

Place: Gurugram

Encl.: As above

JBM AUTO LIMITED


Regd. Office : Plot No 133, Sector -24, Faridabad-121 005
CIN NO:L74899HR1996PLC123264



STATEMENT OF STANDALONE AND CONSOLIDATED UNAUDITED FINANCIAL RESULTS FOR THE QUARTER AND NINE MONTHS ENDED 31st DECEMBER, 2024

(₹ in crores unless otherwise stated)

Particulars	STANDALONE						CONSOLIDATED											
	Quarter Ended			Nine Months Ended			Year Ended			Quarter Ended			Nine Months Ended			Year Ended		
	31-Dec-24	30-Sep-24	31-Dec-23	31-Dec-24	31-Dec-23	31-Mar-24	31-Dec-24	30-Sep-24	31-Dec-23	31-Dec-24	31-Dec-23	31-Mar-24	31-Dec-24	31-Dec-23	31-Mar-24			
	Unaudited	Unaudited	Unaudited	Unaudited	Unaudited	Audited	Unaudited	Unaudited	Unaudited	Unaudited	Unaudited	Audited	Unaudited	Unaudited	Audited			
1 Revenue from Operations	1,277.40	1,099.64	1,260.36	3,431.43	2,911.71	4,243.54	1,396.15	1,285.98	1,346.17	3,826.63	3,523.40	5,009.35						
2 Other Income	16.36	18.79	3.46	43.95	18.83	26.73	17.82	9.74	3.78	36.96	15.42	20.32						
3 Total Income	1,293.76	1,118.43	1,263.82	3,475.38	2,930.54	4,270.27	1,413.97	1,295.72	1,349.95	3,863.59	3,538.82	5,029.67						
4 Expenses																		
a) Cost of materials consumed	972.28	794.76	1,032.44	2,519.59	2,211.48	3,425.90	919.25	799.87	1,018.27	2,481.28	2,568.76	3,768.44						
b) Changes in inventories of finished goods and work in progress	7.58	30.25	(32.67)	63.89	(77.54)	(200.23)	4.52	55.82	(38.46)	75.90	(90.88)	(216.91)						
c) Employee benefits expense	101.76	104.30	88.53	304.26	273.08	361.22	139.07	139.24	114.82	409.00	332.84	463.74						
d) Finance costs	47.78	38.28	35.89	118.79	101.73	134.03	68.48	59.54	54.28	179.96	141.44	196.75						
e) Depreciation and amortisation expense	29.38	28.59	27.45	86.40	81.32	109.49	44.46	43.45	42.70	130.58	123.80	171.47						
f) Other expenses	93.35	83.46	83.45	256.86	271.26	357.73	158.30	125.98	95.02	380.62	301.05	410.17						
Total Expenses	1,252.13	1,079.64	1,235.09	3,349.79	2,861.33	4,188.14	1,334.08	1,223.90	1,286.63	3,657.34	3,377.01	4,793.66						
5 Profit before share of profit of Joint Ventures and tax (3-4)	41.63	38.79	28.73	125.59	69.21	82.13	79.89	71.82	63.32	206.25	161.81	236.01						
6 Add: Share of Profit/(loss) of Joint Ventures																		
7 Profit before tax (5+6)	41.63	38.79	28.73	125.59	69.21	82.13	72.75	64.92	65.91	182.70	164.48	246.10						
8 Tax Expense	11.28	8.37	8.00	30.90	18.51	21.30	16.30	12.31	13.85	40.10	33.25	52.37						
- Current Tax	11.60	12.75	6.32	40.87	16.92	25.20	20.78	12.75	7.63	50.05	18.73	33.28						
- Deferred Tax (credit)/charge	(1.54)	(4.38)	2.10	(11.19)	2.01	(3.48)	(5.45)	(0.48)	6.72	(10.96)	15.02	19.66						
- Earlier Years	1.22	-	(0.42)	1.22	(0.42)	(0.42)	0.97	0.04	(0.50)	1.01	(0.50)	(0.57)						
9 Net Profit for the period after tax (7-8)	30.35	30.42	20.73	94.69	50.70	60.83	56.45	52.61	52.06	142.60	131.23	193.73						
10 Other Comprehensive Income																		
A) Items that will not be reclassified to Profit and loss																		
i) Remeasurement of the net defined benefit (liability)/asset	(0.32)	(0.31)	(0.06)	(0.95)	(0.16)	(1.27)	(0.29)	(0.51)	(0.06)	(1.09)	(0.25)	(1.37)						
ii) Income tax effect on above	0.08	0.08	0.01	0.24	0.04	0.32	0.07	0.13	0.03	0.27	0.07	0.34						
B) Items that will be reclassified to Profit and loss																		
i) Exchange differences in translating the financial statements of foreign operations	-	-	-	-	-	-	0.00	-	-	0.00	-	-						
Total Other Comprehensive Income for the period	(0.24)	(0.23)	(0.05)	(0.71)	(0.12)	(0.95)	(0.22)	(0.38)	(0.03)	(0.82)	(0.18)	(1.03)						
11 Total Comprehensive Income for the period (9+10)	30.11	30.19	20.68	93.98	50.58	59.88	56.23	52.23	52.03	141.78	131.05	192.70						
Profit for the period attributable to																		
Owners of the Company								52.64	49.53	48.66	135.57	123.08	178.83					
Non Controlling Interest							3.81	3.08	3.40	7.03	8.15	14.90						
Other Comprehensive Income for the period attributable to																		
Owners of the Company							(0.22)	(0.38)	(0.03)	(0.82)	(0.18)	(1.03)						
Non Controlling Interest							-	-	-	-	-	-						
Total Comprehensive Income for the period attributable to																		
Owners of the Company							52.42	49.15	48.63	134.75	122.90	177.80						
Non Controlling Interest							3.81	3.08	3.40	7.03	8.15	14.90						
12 Paid-up equity share capital	23.65	23.65	23.65	23.65	23.65	23.65	23.65	23.65	23.65	23.65	23.65	23.65						
13 Face value of share (In ₹.)	2.00	2.00	2.00	2.00	2.00	2.00	2.00	2.00	2.00	2.00	2.00	2.00						
14 Other equity							1,021.16											
15 Earning Per Share (EPS) (In ₹.)																		
- Basic and Diluted EPS	2.57	2.57	1.75	8.01	4.29	5.14	4.45	4.19	4.12	11.46	10.41	15.12						



REPORTING OF SEGMENT WISE REVENUE, RESULTS AND CAPITAL EMPLOYED

(₹ in crores unless otherwise stated)

Sr. No.	Particulars	CONSOLIDATED					
		Quarter Ended			Nine Months Ended		Year Ended
		31-Dec-24 Unaudited	30-Sep-24 Unaudited	31-Dec-23 Unaudited	31-Dec-24 Unaudited	31-Dec-23 Unaudited	31-Mar-24 Audited
1	Segment Revenue						
	a) Component Division	785.41	793.60	725.22	2,355.16	2,197.48	2,978.65
	b) Tool Room Division	81.84	72.31	76.51	232.52	216.59	289.73
	c) OEM Division	528.98	420.08	544.75	1,239.13	1,109.78	1,741.21
	d) Others	-	-	0.26	0.01	0.65	1.37
	Total	1,396.23	1,285.99	1,346.74	3,826.82	3,524.50	5,010.96
	Less : Inter Segment Revenue	0.08	0.01	0.57	0.19	1.10	1.61
	Net Revenue from Operations	1,396.15	1,285.98	1,346.17	3,826.63	3,523.40	5,009.35
2	Segment Results						
	[Profit before tax and finance cost from each segment]						
	a) Component Division	57.74	55.27	47.07	168.86	146.83	193.50
	b) Tool Room Division	16.73	14.51	15.80	47.21	47.59	62.41
	c) OEM Division	59.24	53.43	52.57	141.94	98.56	163.28
	d) Un-allocable Income/(Expenditure) (Net)	14.66	8.15	2.16	28.20	10.27	13.57
	Total	148.37	131.36	117.60	386.21	303.25	432.76
	Less :Finance cost	68.48	59.54	54.28	179.96	141.44	196.75
	Profit before share of profit of Joint Ventures	79.89	71.82	63.32	206.25	161.81	236.01
	Add : Share of Profit /(loss) of Joint Ventures	(7.14)	(6.90)	2.59	(23.55)	2.67	10.09
	Profit before tax	72.75	64.92	65.91	182.70	164.48	246.10
3	Segment Assets						
	a) Component Division	1,527.32	1,605.19	1,552.68	1,527.32	1,552.68	1,457.94
	b) Tool Room Division	467.99	482.74	406.35	467.99	406.35	519.58
	c) OEM Division	3,427.30	3,053.36	2,843.91	3,427.30	2,843.91	2,809.00
	d) Others	50.21	47.31	93.15	50.21	93.15	78.28
	Total	5,472.82	5,188.60	4,896.09	5,472.82	4,896.09	4,864.80
4	Segment Liabilities						
	a) Component Division	736.62	757.38	775.78	736.62	775.78	789.18
	b) Tool Room Division	293.33	339.27	272.02	293.33	272.02	276.39
	c) OEM Division	1,896.86	1,608.02	1,301.91	1,896.86	1,301.91	1,564.84
	d) Others	48.69	45.72	91.59	48.69	91.59	76.70
	Total	2,975.50	2,750.39	2,441.30	2,975.50	2,441.30	2,707.11
5	Capital Employed						
	(Segment Assets - Segment Liabilities)						
	a) Component Division	790.70	847.81	776.90	790.70	776.90	668.76
	b) Tool Room Division	174.66	143.47	134.33	174.66	134.33	243.19
	c) OEM Division	1,530.44	1,445.34	1,542.00	1,530.44	1,542.00	1,244.16
	d) Others	1.52	1.59	1.56	1.52	1.56	1.58
	Total	2,497.32	2,438.21	2,454.79	2,497.32	2,454.79	2,157.69



Notes:

- 1 The unaudited financial results for the Quarter and Nine Months ended December 31, 2024 are reviewed by the Audit Committee and taken on record by the Board of Directors in their meeting held on 29th January 2025. The Statutory Auditors have expressed an unmodified opinion on the aforesaid results.
- 2 The above financial statements have been prepared in accordance with Indian Accounting Standards (Ind-AS) as prescribed under section 133 of the Companies Act, 2013 read with the Rule 3 of the Companies (Indian Accounting Standards) Rules, 2015 and Companies (Indian Accounting Standards) Amendment Rules, 2016.
- 3 As per Ind AS 108 "Operating Segments", the Company has disclosed the segment information as a part of Consolidated Financial Results.
- 4 The Board of Directors of the Company in their meeting held on 28th October, 2024 recommended the sub-division of existing equity share having face value of Rs. 2/- each fully paid up into equity share having face value of Rs. 1/- each fully paid up. The above sub-division have been approved by the shareholders of the Company on 26th December, 2024 vide postal ballot dated 28th October, 2024. Consequently, the Company also altered the "Capital Clause - Clause V" of the Memorandum of Association of the Company w.r.t. authorised share capital from (Pre sub-division) Rs. 1,36,00,00,000/- divided into 63,00,00,000 Equity Shares of Rs. 2/- each and 1,00,00,000 Preference Shares of Rs. 10/- each to (Post sub- division) Rs. 1,36,00,00,000/- divided into 1,26,00,00,000 Equity Shares of Rs. 1/- each and 1,00,00,000 Preference Shares of Rs. 10/- each.
- 5 The Consolidated financial results includes the results of the Company, Seven Subsidiary Companies (including One Step Down Subsidiary), Three Joint Ventures Companies , Two Joint Venture Companies of Subsidiary Company and Ten Subsidiary Companies of Joint Venture Company
- 6 The figure for the corresponding previous period/year have been rearranged/regrouped/ reclassified wherever considered necessary to make them comparable.
- 7 The figures for the current quarter ended December 31, 2024 and quarter ended December 31, 2023 are the balancing figures between the published year to date figures in respect of the period ended December 31, 2024 and December 31, 2023 respectively and published figures upto the quarter ended September 30, 2024 and September 30, 2023 , respectively which were subjected to limited review .

For JBM Auto Limited



Nishant Arya

Vice Chairman and Managing Director

DIN : 00004954

Place : Gurugram

Dated : 29th Jan 2025

Independent Auditor's Review Report on the Unaudited Standalone Financial Results for Quarter and Year to date from 1st April, 2024 to 31st December, 2024 of JBM Auto Limited Pursuant to Regulation 33 of the SEBI (Listing Obligations and Disclosure Requirements) Regulations, 2015 (as amended)

To
The Board of Directors of
JBM Auto Limited

1. We have reviewed the accompanying Statement of Unaudited Standalone Financial Results of JBM Auto Limited ("the Company") for the quarter ended 31st December, 2024 and year to date results for the period from 1st April, 2024 to 31st December, 2024 ("the statement") attached herewith, being submitted by the Company pursuant to the requirement of Regulation 33 of the SEBI (Listing Obligations and Disclosure Requirement) Regulations, 2015, as amended ("the Listing Regulations").
2. This statement is the responsibility of the Company's Management and has been approved by the Board of Directors. This statement has been prepared in accordance with the recognition and measurement principles laid down in the Indian Accounting Standard 34, ("Ind AS 34") "Interim Financial Reporting" prescribed under section 133 of the Companies Act, 2013 as amended, read with relevant rules issued thereunder and other accounting principles generally accepted in India. Our responsibility is to express a conclusion on the statements based on our review.
3. We conducted our review of the Statement in accordance with the Standard on Review Engagements (SRE) 2410 "Review of Interim Financial Information Performed by the Independent Auditor of the Entity", issued by the Institute of Chartered Accountants of India. This standard requires that we plan and perform the review to obtain moderate assurance as to whether the statements are free of material misstatement. A review of interim financial information consists of making inquiries, primarily of persons responsible for financial and accounting matters, and applying analytical and other review procedures. A review is substantially less in scope than an audit conducted in accordance with Standard(s) on Auditing and consequently does not enable us to obtain assurance that we would become aware of all significant matters that might be identified in an audit. Accordingly, we do not express an audit opinion.
4. Based on our review conducted as above, nothing has come to our attention that causes us to believe that the accompanying Statement of Unaudited Standalone Financial Results, prepared in accordance with recognition and measurement principles laid



LLP ID No.: AAC-5662

Branch Office :
613, Suncity Business Tower, Golf Course Road, Gurgaon-122002
813, Oxford Towers, 139, Airport Road, Bangalore-560 008

R.N. MARWAH & CO. LLP


CHARTERED ACCOUNTANTS

down in the aforesaid Indian Accounting Standard (Ind AS) specified under section 133 of the Companies Act, 2013 as amended, read with relevant rules issued thereunder and other accounting principles generally accepted in India, are not disclosing the information required to be disclosed in terms of the Listing Regulations, including the manner in which, it is to be disclosed, or that it contains material misstatement.

for R N MARWAH & CO LLP

Chartered Accountants

FRN. 001211N/N500019


Sumit Narwal
Partner

Membership number: 511190



Place: Gurugram

Date: January 29, 2025

UDIN:- 25511190BMLXYA3950

Independent Auditor's Review Report on the Unaudited Consolidated Financial Results for Quarter and Year to Date 1st April, 2024 to 31st December, 2024 of JBM Auto Limited Pursuant to Regulation 33 of the SEBI (Listing Obligations and Disclosure Requirements) Regulations, 2015 (as amended)

To
The Board of Directors
JBM Auto Limited

1. We have reviewed the accompanying Statement of Consolidated Unaudited Financial Results of JBM Auto Limited ("the Parent Company") and its subsidiaries (the Parent and its Subsidiaries together referred as to "the Group), and share of profit/(loss) after tax and total comprehensive income/(loss) of its joint ventures, for the quarter ended 31st December, 2024 and year to date results for the period from 1st April, 2024 to 31st December, 2024 ("the statement") attached herewith, being submitted by the Parent Company pursuant to the requirement of Regulation 33 of the SEBI (Listing Obligations and Disclosure Requirement) Regulations, 2015, as amended ("the Listing Regulations").
2. This statement is the responsibility of the Parent Company's management and has been approved by the Board of Directors. This statement has been prepared in accordance with therecognition and measurement principles laid down in the Indian Accounting Standard 34, ("Ind AS 34") "Interim Financial Reporting" prescribed under section 133 of the Companies Act, 2013 as amended, read with relevant rules issued thereunder and other accounting principles generally accepted in India. Our responsibility is to express a conclusion on the statements based on our review.
3. We conducted our review of the Statement in accordance with the Standard on Review Engagements (SRE) 2410 "Review of Interim Financial Information Performed by the Independent Auditor of the Entity", issued by the Institute of Chartered Accountants of India. This standard requires that we plan and perform the review to obtain moderate assurance as to whether the statements are free of material misstatement. A review of interim financial information consists of making inquiries, primarily of persons responsible for financial and accounting matters, and applying analytical and other review procedures. A review is substantially less in scope than an audit conducted in accordance with Standard on Auditing and consequently does not enable us to obtain assurance that we would become aware of all significant matters that might be identified in an audit. Accordingly, we do not express an audit opinion.



LLP ID No.: AAC-5662

Branch Office :
613, Suncity Business Tower, Golf Course Road, Gurgaon-122002
813, Oxford Towers, 139, Airport Road, Bangalore-560 008

R.N. MARWAH & CO. LLP

CHARTERED ACCOUNTANTS

We also performed procedures in accordance with the circular issued by the SEBI under the Regulation 33(8) of the SEBI (Listing Obligations and Disclosure Requirements) Regulations, 2015, as amended, to the extent applicable.

4. The Statement includes the result of the below entity:

S.no	Name of the Entity	Relationship
1.	JBM Auto Limited	Parent
2.	INDO Tooling Private Limited.	Subsidiary
3.	Ecolife Green One Mobility Private Limited	Subsidiary
4.	MH Ecolife Emobility Private Limited	Subsidiary
5.	JBM Electric Vehicles Private Limited	Subsidiary
6.	JBM EV Technologies Private Limited (Formerly Known as JBM Solaris Electric Vehicles Private Limited)	Subsidiary
7.	VT Emobility Private Limited	Subsidiary
8.	JBM Ecolife Mobility Private Limited	Joint Ventures
9.	JBM Ogihara Automotive India Limited	Joint Ventures
10.	JBM Ogihara Die Tech Private Limited	Joint Ventures
11.	JBM Green Energy Systems Private Limited	JV of JBM Electric Vehicles Private Limited.
12.	JBM EV Industries Private Limited	JV of JBM Electric Vehicles Private Limited.
13.	JBM Electric Vehicles International PTE Ltd.	Subsidiary of JBM Electric Vehicles Private Limited.

Based on our review conducted as above and based on the consideration referred to in paragraph 5 below, nothing has come to our attention that causes to believe that the accompanying Statement of Unaudited Consolidated Financial Results, prepared in accordance with recognition and measurement principles laid down in the aforesaid Indian Accounting Standard (Ind AS) specified under section 133 of the Companies Act, 2013 as amended, read with relevant rules issued thereunder and other accounting principles generally accepted in India, has not disclosing the information required to be disclosed in terms of the Listing Regulations, including the manner in which, it is to be disclosed, or that it contains material misstatement.



5. Other Matter:

- (i) We did not review the interim financial results of five subsidiaries included in the statement, whose interim financial results reflect total revenue (before consolidation adjustments) of INR 53.26 crore and INR 177.81 crore, total net profit after tax (before consolidation adjustments) of INR 4.66 crore and INR 21.58 crore and total comprehensive income of INR 4.68 crore and 21.50 crore for the quarter ended 31st December, 2024 and for the period from 1st April, 2024 to 31st December, 2024 respectively as considered in the consolidated unaudited financial results. These financial results have been reviewed by other auditors whose reports have been furnished to us by the Management and our conclusion on the statement, in so far as it relates to the amounts and disclosures included in respect of these subsidiaries, is based solely on the reports of the other auditors.
- (ii) We did not review the interim financial results of two Joint ventures (including one joint venture of JBM Electric Vehicles Private Limited) whose interim financial results reflect total net loss after tax (before consolidation adjustments) of INR 0.87 crore and INR 5.26 crore and total comprehensive loss of INR 0.86 crore and INR 5.23 crore for the quarter ended 31st December, 2024 and for the period from 1st April 2024 to 31st December, 2024 respectively, as considered in the consolidated unaudited financial results. These financial results have been reviewed by other auditors whose reports have been furnished to us by the Management and our conclusion on the Statement, in so far as it relates to the amounts and disclosures included in respect of these joint ventures, is based solely on the reports of the other auditors.
- (iii) The Statement includes the interim financial results of two Joint ventures (including one joint venture of JBM Electric Vehicles Private Limited) which has not been reviewed, whose interim financial results reflect total net profit after tax (before consolidation adjustments) of INR 3.13 crore and INR 2.14 and total comprehensive income of INR 3.12 crore and INR 2.08 crore for the quarter ended 31st December, 2024 and for the period from 1st April, 2024 to 31st December, 2024 respectively, as considered in the Statement. According to the information and explanations given to us by the Management, these interim financial results are not material to the Group.
- (iv) The Statement includes the interim financial results of one consolidated Joint Venture which included its ten Subsidiaries included in the consolidated unaudited financial results, whose financial results reflect total net loss after tax (before consolidation adjustments) of INR 8.01 crore and INR 19.71 crore and total comprehensive loss of INR 8.01 crore and INR 19.71 crore for the quarter ended 31st December, 2024 and for the period 1st April, 2024 to 31st December, 2024 respectively, as considered in the Statement, whose financial results have not been reviewed by us. These consolidated financial results have been reviewed by their independent auditor whose report have been furnished to us by the Management and our conclusion on the Statement, in so far as it relates to the amounts and disclosures included in respect of the consolidated Joint venture, is based solely on the report of the other auditor.



R.N. MARWAH & CO. LLP

CHARTERED ACCOUNTANTS


- (v) The Statement includes the interim financial results of one subsidiary of JBM Electric Vehicles Private Limited which has not been reviewed, whose interim financial results total revenue (before consolidation adjustments) of INR Nil and INR Nil and total net loss after tax (before consolidation adjustments) of INR 0.33 crore and INR 0.33 crore and total comprehensive loss of INR 0.32 crore and INR 0.32 crore for the quarter ended 31st December, 2024 and for the period 30th August, 2024 to 31st December, 2024 respectively, as considered in the Statement, According to the information and explanations given to us by the Management, these interim financial results are not material to the Group.

Our conclusion on the statement is not modified in respect of the above matters.

for **R N MARWAH & CO LLP**

Chartered Accountants

FRN. 001211N/N500019


Sunil Narwal
Partner

Membership number: 511190



Place: Gurugram

Date: January 29, 2025

UDIN:- 25511190BMLXYB2818

JBM Auto Limited

Plot No. 133, Sector 24,
Faridabad - 121 005 (Haryana)
T : +91 - 129-4090200
F : +91 - 129-2234230
W : www.jbmgroup.com
E : secretarial.jbma@jbmgroup.com



INTEGRATED FILING

B. STATEMENT ON DEVIATION OR VARIATION FOR PROCEEDS OF PUBLIC ISSUE, RIGHTS ISSUE, PREFERENTIAL ISSUE, QUALIFIED INSTITUTIONS PLACEMENT ETC. – Not Applicable.

C. FORMAT FOR DISCLOSING OUTSTANDING DEFAULT ON LOANS AND DEBT SECURITIES: Not Applicable, No Default.

S. No.	Particulars	in ₹ crore
1	Loans / revolving facilities like cash credit from banks / financial institutions	
A	Total amount outstanding as on date	0
B	Of the total amount outstanding, amount of default as on date	0
2	Unlisted debt securities i.e. NCDs and NCRPS	
A	Total amount outstanding as on date	0
B	Of the total amount outstanding, amount of default as on date	0
3	Total financial indebtedness of the listed entity including short-term and long-term debt	