

		YUKEN INDIA LIMITED An ISO 9001:2015 Company Manufacturers of Oil Hydraulic Equipment IN COLLABORATION WITH YUKEN KOGYO CO. LTD., JAPAN. CIN: L29150KA1976PLC003017			
Regd. Office:	No. 16-C, Doddanekundi Industrial Area, II Phase, Mahadevapura, Bangalore – 560 048.	Factor y:	PB No. 5, Koppathimmanahalli Village, Malur-Hosur Main Road, Malur Taluk, Kolar District – 563 130.		
Phone & Fax:	+91 9731610341	Phone & Fax :	+91 9845191995		
Our Ref No:	YIL/Sec/2018	E-mail:	hmn_rao@yukenindia.com		
Date:	30 th May, 2018	Web:	www.yukenindia.com		

To,
The General Manager,
Listing Compliance & Legal Regulatory,
 BSE Limited, PJ Towers, Dalal Street,
 Mumbai-400001.
 Dear Sir,

BSE Script Code: 522108

Sub: Submission of Audited Financial Results and Auditors' Report for the financial year ended 31st March, 2018:

In compliance with Regulation 33 of SEBI (Listing Obligations and Disclosure Requirements) Regulations, 2015, we submit herewith,

1. Audited Standalone and Consolidated Financial Statements, as on 31st March, 2018 and
2. Auditors' Report – Standalone & Consolidated.

Yours faithfully,
 For **Yuken India Limited**


Vinayak Hegde
Company Secretary & Compliance Officer



Copy to:
 Ahmedabad Stock Exchange Limited

Walker Chandiook & Co LLP


Walker Chandiook & Co LLP
(Formerly Walker, Chandiook & Co)
5th Floor, No. 65/2, Block "A",
Bagmane Tridib, Bagmane Tech Park
C V Raman Nagar, Bengaluru 560093
India

T +91 80 4243 0700
F +91 80 4126 1228

Independent Auditor's Report on Standalone Financial Results of the Company Pursuant to the Regulation 33 of the SEBI (Listing Obligations and Disclosure Requirements) Regulations, 2015

To the Board of Directors of Yuken India Limited

1. We have audited the standalone financial results of Yuken India Limited ('the Company') for the year ended 31 March 2018, being submitted by the Company pursuant to the requirement of Regulation 33 of the SEBI (Listing Obligations and Disclosure Requirements) Regulations, 2015. Attention is drawn to Note 6 to the standalone financial results regarding the figures for the quarter ended 31 March 2018 as reported in these standalone financial results, which are the balancing figures between audited standalone figures in respect of the full financial year and the published standalone year to date figures up to the end of the third quarter of the financial year. Also, the figures up to the end of the third quarter had only been reviewed and not subjected to audit. These standalone financial results are based on the standalone financial statements for the year ended 31 March 2018 prepared in accordance with the accounting principles generally accepted in India, including Indian Accounting Standards ('Ind AS') specified under Section 133 of the Companies Act, 2013 ('the Act') and published standalone year to date figures up to the end of the third quarter of the financial year prepared in accordance with the recognition and measurement principles laid down in Ind AS 34, Interim Financial Reporting, specified under Section 133 of the Act, and SEBI Circulars CIR/CFD/CMD/15/2015 dated 30 November 2015 and CIR/CFD/FAC/62/2016 dated 5 July 2016, which are the responsibility of the Company's management. Our responsibility is to express an opinion on these standalone financial results based on our audit of the standalone financial statements for the year ended 31 March 2018 and our review of standalone financial results for the nine months ended 31 December 2017.
2. We conducted our audit in accordance with the auditing standards generally accepted in India. Those standards require that we plan and perform the audit to obtain reasonable assurance about whether the financial results are free of material misstatement. An audit includes examining, on a test basis, evidence supporting the amounts disclosed as financial results. An audit also includes assessing the accounting principles used and significant estimates made by management. We believe that our audit provides a reasonable basis for our opinion.
3. In our opinion and to the best of our information and according to the explanations given to us, the standalone financial results:
 - (i) are presented in accordance with the requirements of Regulation 33 of the SEBI (Listing Obligations and Disclosure Requirements) Regulations, 2015, read with SEBI Circulars CIR/CFD/CMD/15/2015 dated 30 November 2015 and CIR/CFD/FAC/62/2016 dated 5 July 2016 in this regard; and



Chartered Accountants

Walker Chandiook & Co LLP is registered with limited liability
with identification number AAC-2085 and its registered
office at 5th Floor, Bagmane Tridib, Bagmane Tech Park, C V Raman Nagar, Bengaluru 560093.

Walker Chandiook & Co LLP

- (ii) give a true and fair view of the standalone net profit (including other comprehensive income) and other financial information in conformity with the accounting principles generally accepted in India including Ind AS specified under Section 133 of the Act for the year ended 31 March 2018.
4. The Company had prepared separate standalone financial results for the year ended 31 March 2017, based on the standalone financial statements for the year ended 31 March 2017 prepared in accordance with Accounting Standards ('AS') prescribed under Section 133 of the Act, read with Rule 7 of the Companies (Accounts) Rules, 2014 (as amended) and standalone financial results for the nine months period ended 31 December 2016 prepared in accordance with the recognition and measurement principles laid down in AS 25, Interim Financial Reporting, prescribed under Section 133 of the Act, read with Rule 7 of the Companies (Accounts) Rules, 2014 (as amended) and SEBI Circular CIR/CFD/CMD/15/2015 dated 30 November 2015, and other accounting principles generally accepted in India, which were audited by the predecessor auditor, Deloitte Haskins & Sells, Chartered Accountants, who had issued an unmodified report dated 29 May 2017 and 4 February 2017 respectively. These standalone financial results for the year ended 31 March 2017 have been adjusted for the differences in the accounting principles adopted by the Company on transition to Ind AS, which have also been audited by the predecessor auditor. The report of the predecessor auditor dated 19 April 2018 on the comparative standalone financial results for the year ended 31 March 2017 prepared in accordance with Ind AS included in these standalone financial results expressed an unmodified opinion. Our opinion is not modified in respect of this matter.

Walker Chandiook & Co LLP

For Walker Chandiook & Co LLP

Chartered Accountants


Firm Registration No.: 001076N/N500013

Vijay V Singh

per **Vijay Vikram Singh**

Partner

Membership No. 059139



Bengaluru

30 May 2018

Walker Chandiook & Co LLP


Walker Chandiook & Co LLP
(Formerly Walker, Chandiook & Co)
5th Floor, No. 65/2, Block "A",
Bagmane Tridib, Bagmane Tech Park
C V Raman Nagar, Bengaluru 560093
India

T +91 80 4243 0700
F +91 80 4126 1228

Independent Auditor's Report on Consolidated Financial Results of the Company Pursuant to the Regulation 33 of the SEBI (Listing Obligations and Disclosure Requirements) Regulations, 2015

To the Board of Directors of Yuken India Limited

1. We have audited the consolidated financial results of Yuken India Limited ('the Holding Company'), its subsidiaries (the Holding Company and its subsidiaries together referred to as 'the Group'), and its associates for the year ended 31 March 2018, being submitted by the Holding Company pursuant to the requirement of Regulation 33 of the SEBI (Listing Obligations and Disclosure Requirements) Regulations, 2015. These consolidated financial results are based on the consolidated financial statements for the year ended 31 March 2018 prepared in accordance with the accounting principles generally accepted in India, including Indian Accounting Standards ('Ind AS') specified under Section 133 of the Companies Act, 2013 ('the Act') and SEBI Circulars CIR/CFD/CMD/15/2015 dated 30 November 2015 and CIR/CFD/FAC/62/2016 dated 5 July 2016, which are the responsibility of the Holding Company's management. Our responsibility is to express an opinion on these consolidated financial results based on our audit of the consolidated financial statements for the year ended 31 March 2018.
2. We conducted our audit in accordance with the auditing standards generally accepted in India. Those standards require that we plan and perform the audit to obtain reasonable assurance about whether the financial results are free of material misstatement(s). An audit includes examining, on a test basis, evidence supporting the amounts disclosed as financial results. An audit also includes assessing the accounting principles used and significant estimates made by management. We believe that our audit provides a reasonable basis for our opinion.
3. In our opinion and to the best of our information and according to the explanations given to us and based on the consideration of the reports of other auditors on separate financial results and on other financial information of the subsidiaries and associates, the consolidated financial results:
 - (i) include the financial results for the year ended 31 March 2018, of the entities listed in Annexure 1;
 - (ii) are presented in accordance with the requirements of Regulation 33 of the SEBI (Listing Obligations and Disclosure Requirements) Regulations, 2015, read with SEBI Circulars CIR/CFD/CMD/15/2015 dated 30 November 2015 and CIR/CFD/FAC/62/2016 dated 5 July 2016 in this regard; and
 - (iii) give a true and fair view of the consolidated net profit (including other comprehensive income) and other financial information in conformity with the accounting principles generally accepted in India including Ind AS specified under Section 133 of the Act for the year ended 31 March 2018



Chartered Accountants

Walker Chandiook & Co LLP is registered with limited liability
with identification number AAC-2085 and its registered
office at L4, Chandraji Colony, New Delhi - 110044, India

Walker Chandiook & Co LLP

4. We did not audit the financial statements of three subsidiaries, whose financial statements reflect total assets of ₹5,489.87 lakhs and net assets of ₹(43.66) lakhs as at 31 March 2018, and total revenues of ₹7,566.65 lakhs for the year ended on that date, as considered in the consolidated financial results. The consolidated financial results also include the Group's share of net loss (including other comprehensive income) of ₹8.18 lakhs for the year ended 31 March 2018, as considered in the consolidated financial results, in respect of two associates, whose financial statements have not been audited by us. These financial statements have been audited by other auditors whose reports have been furnished to us by the management and our opinion on the consolidated financial results, in so far as it relates to the amounts and disclosures included in respect of these subsidiaries and associates, and our report in terms of Regulation 33 of the SEBI (Listing Obligations and Disclosure Requirements) Regulations, 2015, read with SEBI Circulars CIR/CFD/CMD/15/2015 dated 30 November 2015 and CIR/CFD/FAC/62/2016 dated 5 July 2016, in so far as it relates to the aforesaid subsidiaries and associates, are based solely on the reports of such other auditors. Our opinion on the consolidated financial results is not modified in respect of this matter with respect to our reliance on the work done by and the reports of the other auditors.
5. The consolidated financial results also include the Group's share of net profit (including other comprehensive income) of ₹3.12 lakhs for the year ended 31 March 2018, as considered in the consolidated financial results, in respect of one associate, whose financial statements have not been audited by us. These financial statements are unaudited and have been furnished to us by the management and our opinion on the consolidated financial results, in so far as it relates to the amounts and disclosures included in respect of the associate, and our report in terms of Regulation 33 of the SEBI (Listing Obligations and Disclosure Requirements) Regulations, 2015, read with SEBI Circulars CIR/CFD/CMD/15/2015 dated 30 November 2015 and CIR/CFD/FAC/62/2016 dated 5 July 2016, in so far as it relates to the aforesaid associate, is based solely on such unaudited financial statements. In our opinion and according to the information and explanations given to us by the management, these financial statements are not material to the Group.
6. The Holding Company had prepared separate consolidated financial results for the year ended 31 March 2017, based on the consolidated financial statements for the year ended 31 March 2017 prepared in accordance with {Accounting Standards ('AS') prescribed under Section 133 of the Act, read with Rule 7 of the Companies (Accounts) Rules, 2014 (as amended) and SEBI Circular CIR/CFD/CMD/15/2015 dated 30 November 2015, and other accounting principles generally accepted in India, which were audited by the predecessor auditor. These consolidated financial results for the year ended 31 March 2017 have been adjusted for the differences in the accounting principles adopted by the Company on transition to Ind AS, which have also been audited by the predecessor auditor. The report of the predecessor auditor dated 29 April 2018 on the comparative consolidated financial results for the year ended 31 March 2017 prepared in accordance with Ind AS included in these consolidated financial results expressed an unmodified opinion. Our opinion is not modified in respect of this matter.

Walker Chandiook & Co LLP

For Walker Chandiook & Co LLP

Chartered Accountants

Firm Registration No.: 001076N/N500013

Vijay V Singh


per **Vijay Vikram Singh**

Partner

Membership No. 059139

Bengaluru

30 May 2018



Walker Chandiook & Co LLP

Annexure I


List of entities included in the Statement

Subsidiaries:

- (a) Coretec Engineering India Private Limited
- (b) Grotek Enterprises Private Limited
- (c) Yuflow Engineering Private Limited

Associates:

- (a) Sai India Limited
- (b) Bourton Consulting (India) Private Limited
- (c) Kolben Hydraulics Limited





Statement of Standalone and Consolidated Audited Financial Results for the quarter and the year ended 31 March 2018

(₹ in lakhs, except per share data)

Particulars	Standalone				Consolidated			
	Quarter ended		Year ended		Year ended		Year ended	
	31 March 2018	31 December 2017	31 March 2017	31 March 2018	31 March 2017	31 March 2018	31 March 2017	
	Audited*	Unaudited	Audited*	Audited	Audited	Audited	Audited	
I Revenue from operations (net)	6,658.11	6,140.98	4,923.32	22,916.57	19,379.93	26,793.02	20,845.36	
Excise duty (refer note 3)	-	-	562.02	541.65	2,190.64	639.55	2,374.47	
II Revenue from operations	6,658.11	6,140.98	5,485.34	23,458.22	21,570.57	27,432.57	23,219.83	
III Other income	179.57	87.52	96.61	404.30	235.28	266.65	198.99	
IV Total revenue (II + III)	6,837.68	6,228.50	5,581.95	23,862.52	21,805.85	27,699.22	23,418.82	
V EXPENSES								
(a) Cost of materials consumed	3,256.25	2,990.57	2,621.59	11,502.82	9,205.01	11,916.09	9,368.53	
(b) Purchases of stock-in-trade	348.39	257.62	269.03	1,040.80	922.38	1,042.21	922.38	
(c) Changes in stock of finished goods, work-in-progress and stock-in-trade	149.54	131.10	(210.01)	(77.68)	(218.14)	(150.43)	(396.70)	
(d) Excise duty on sale of products	-	-	562.02	541.65	2,190.64	639.55	2,374.47	
(e) Employee benefits expense	803.67	827.33	645.36	3,170.55	2,853.63	4,302.22	3,522.79	
(f) Finance costs	214.61	182.93	189.49	714.47	629.23	814.17	668.27	
(g) Depreciation and amortisation expense	77.76	80.79	80.37	308.72	387.72	555.51	538.64	
(h) Other expenses (refer note 5)	1,513.89	1,361.97	1,271.62	5,340.20	5,769.22	7,417.38	6,914.33	
Total expenses (V)	6,364.11	5,832.31	5,429.47	22,541.53	21,739.69	26,536.70	23,912.71	
VI Profit / (loss) before exceptional items and tax (IV - V)	473.57	396.19	152.48	1,320.99	66.16	1,162.52	(493.89)	
VII Exceptional items (refer note 4)	-	-	90.84	-	328.23	-	328.23	
VIII Profit / (loss) before tax (VI - VII)	473.57	396.19	61.64	1,320.99	(262.07)	1,162.52	(822.12)	
IX Tax expense								
(a) Current tax	97.69	126.13	(176.07)	374.26	47.25	390.16	66.31	
(b) Deferred tax	74.38	4.86	(16.23)	78.00	(388.39)	56.58	(389.85)	
Total tax expense	172.07	130.99	(192.30)	452.26	(341.14)	446.74	(323.54)	
X Profit / (loss) after tax from operations (VIII - IX)	301.50	265.20	253.94	868.73	79.07	715.78	(498.58)	
Net profit for the period from continuing operations (refer note 9)	301.50	265.20	253.94	868.73	300.37	715.78	(498.58)	
Net loss for the period from discontinuing operations (refer note 9)	-	-	-	-	(221.30)	-	-	
XI Share of profit / (loss) of associates	-	-	-	-	-	(5.06)	34.07	
XII Profit / (loss) after tax and share of profit of associates (X + XI)	301.50	265.20	253.94	868.73	79.07	710.72	(464.51)	
XIII Other comprehensive income	(19.37)	-	(47.43)	(19.37)	(47.43)	(13.48)	(30.30)	
XIV Tax expense on above	(10.95)	-	(15.68)	(10.95)	(15.68)	(9.82)	(10.38)	
XV Other comprehensive income net of tax(XIII-XIV)	(8.42)	-	(31.75)	(8.42)	(31.75)	(3.66)	(19.92)	
XVI Total comprehensive income for the period (XII+XV)	293.08	265.20	222.19	860.31	47.32	707.06	(484.43)	
XVII Earnings per equity share :								
Continuing operations:								
(a) Basic	10.05	8.84	8.46	28.96	10.01	23.69	(15.48)	
(b) Diluted	10.05	8.84	8.46	28.96	10.01	23.69	(15.48)	
Discontinuing operations:								
(a) Basic	-	-	-	-	(7.38)	-	-	
(b) Diluted	-	-	-	-	(7.38)	-	-	

*refer note 6 below

For YUKEN INDIA LTD.

C. Rangachar
Managing Director





YUKEN INDIA LIMITED
 Regd. office: No 16-C, Doddanekundi Industrial Area II Phase, Mahadevapura, Bangalore - 560 048, India.
 CIN: L29150KA1976PLC003017
 Website: www.yukenindia.com



Statement of Standalone and Consolidated Assets and Liabilities as at the year ended 31 March 2018

(₹ in lakhs)

PARTICULARS	Standalone		Consolidated	
	As at	As at	As at	As at
	31 March 2018	31 March 2017	31 March 2018	31 March 2017
	Audited	Audited	Audited	Audited
ASSETS				
Non-current assets				
Property, plant and equipment	5,841.99	5,377.37	8,102.91	7,647.85
Capital work in progress	87.87	242.91	113.50	241.31
Other intangible assets	69.17	70.23	288.89	113.77
Investment property	64.90	1.88	64.90	1.88
Goodwill arising on consolidation	-	-	35.61	35.61
Financial assets				
(i) Investments	900.80	858.59	367.80	372.86
(ii) Loans	259.99	522.35	3.46	9.02
(iii) Other financial assets	8.08	9.54	37.84	38.84
Other non-current assets	42.46	5.79	62.16	25.49
	7,275.26	7,088.66	9,077.07	8,486.63
Current assets				
Inventories	3,436.27	3,109.08	4,021.86	3,629.02
Financial assets				
(i) Trade receivables	6,933.28	5,658.73	7,825.84	6,346.29
(ii) Cash and cash equivalents	40.96	32.51	62.62	37.39
(iii) Bank balances	50.85	41.74	50.85	41.74
(iv) Loans	269.24	266.66	15.02	13.60
(v) Other financial assets	251.99	225.98	226.99	200.98
Current tax assets	136.65	172.94	162.46	193.36
Other current assets	1,599.72	1,840.43	471.51	487.90
	12,718.96	11,348.07	12,837.15	10,950.18
Total Assets	19,994.22	18,436.73	21,914.22	19,436.81
EQUITY AND LIABILITIES				
Equity				
Equity share capital	300.00	300.00	300.00	300.00
Other equity	5,925.34	5,101.16	5,230.71	4,559.46
	6,225.34	5,401.16	5,530.71	4,859.46
LIABILITIES				
Non-current liabilities				
Financial liabilities				
(i) Borrowings	1,096.45	1,461.79	969.87	1,461.79
(ii) Other financial liabilities	914.09	921.52	899.17	922.91
Provisions	117.21	102.92	181.93	166.18
Deferred tax liabilities (net)	70.13	3.08	246.05	35.39
	2,197.88	2,489.31	2,297.02	2,586.27
Current liabilities				
Financial liabilities				
(i) Borrowings	4,543.20	4,575.75	5,891.24	4,893.24
(ii) Trade payables	4,579.70	3,699.49	5,537.93	4,671.74
(iii) Other financial liabilities	1,665.65	1,609.88	1,666.93	1,611.18
Provisions	280.41	308.59	361.52	363.60
Current tax liabilities (net)	169.75	36.43	190.68	58.61
Other current liabilities	332.29	316.12	438.19	392.71
	11,571.00	10,546.26	14,086.49	11,991.08
TOTAL EQUITY AND LIABILITIES	19,994.22	18,436.73	21,914.22	19,436.81

For YUKEN INDIA LTD.

S. S. Rangachar
 S. S. Rangachar
 Managing Director





Notes

- The above results of the Company has been reviewed by the Audit Committee and approved by Board of Directors at their meeting held on 30 May 2018. The Statutory Auditors of the Company have carried out audit of the above financial results.
- These financial results have been prepared in accordance with India Accounting Standards (Ind AS) prescribed under section 133 of the Companies Act, 2013 read with relevant rules issued thereunder and in terms of the Listing Regulations, as modified by Circular No. CIR/CFD/FAC/62/2016 dated 5 July 2016.
- In accordance with Ind-AS 18, revenue from operations for quarter ended 31 March 2018, 31 December 2017 and 30 September 2017 does not include GST (Goods and Service Tax), however, revenue from operations till period ended 30 June 2017 and comparative periods is gross of excise duty.
- The exceptional items for the quarter (₹ 90.84 lakhs) and year ended (₹ 366.36 lakhs) 31 March 2017 respectively is with respect to additional depreciation, due to change in the estimated useful life of buildings on account of relocation of existing plant to Malur-Hosur Road, Malur, Kolar district. It also includes gain on sale of foundry business amounting to ₹ 38.13 lakhs for the year ended 31 March 2017.
- The company initiated the relocating of the manufacturing facilities of Valves, Pumps and Power Units to the newly developed plant at Malur from September 2016. The activity is undertaken in phases to reduce the disruption in production and sales. Other expenses include onetime charge of ₹ 60.06 lakhs for the quarter and ₹ 208.58 lakhs for the year ended 31 March 2017 on account of relocation of existing plant to Malur-Hosur road, Malur, Kolar district.
- The figures of the last quarter are balancing figures between audited figures in respect of full financial year and the published year to date figures up to third quarter of the financial year.
- The previous period/year's figures have been re-grouped wherever necessary to confirm to this period/year's classification.
- The reconciliation of net profit/ (loss) as previously reported (referred to as 'previous GAAP') and the total comprehensive income/ (loss) as per Ind AS for the quarter and year ended 31 March 2017 respectively is as per table below:

Reconciliation of Statement of Profit or Loss reported under IGAAP to Ind-AS

Particulars	Standalone		Consolidated
	Quarter ended	Year ended	Year ended
	31 March 2017	31 March 2017	31 March 2017
	Audited*	Audited	Audited
Net (loss)/profit as per Previous GAAP	204.35	29.47	(502.26)
Ind AS adjustments:			
i) Reversal of loss recognised on forward contract as per AS-11	0.23	0.23	0.23
ii) Loss on mark to market valuation of forward contracts	(2.26)	(2.26)	(2.26)
iii) Net income on unwinding of discount on deposits received	19.26	19.26	19.26
iv) Actuarial Loss on Re-measurement of defined benefit plan (liability)/asset considered in other comprehensive income	47.43	47.43	30.30
v) Deferred tax impact on above adjustments	(15.06)	(15.06)	(9.78)
Sub total	49.60	49.60	37.75
Net Profit as per Ind-AS	253.94	79.07	(464.51)
Other Comprehensive Income net of Tax	(31.75)	(31.75)	(19.92)
Total Comprehensive Income under Ind AS	222.19	47.32	(484.43)

* refer note 6 above

Reconciliation of Equity

Particulars	Standalone	Consolidated
	As at	As at
	31 March 2017	31 March 2017
Equity under previous GAAP	5,478.92	4,941.92
Less - Prior period adjustment of tax provision	(38.60)	(38.60)
Revised Equity under previous GAAP	5,440.32	4,903.32
Fair value loss on measurement of investment in equity instruments through Other comprehensive Income	(94.63)	(94.63)
Net income on unwinding of discount on deposits received	23.10	23.10
Loss on mark to market valuation of forward contracts	(2.26)	(2.26)
Guarantee commission on corporate guarantee given to subsidiaries	6.80	-
Deferred tax adjustments on above	27.83	29.93
Subtotal	(39.16)	(43.86)
Equity under Ind AS	5,401.16	4,859.46

- Consequent to the approvals received from Board of Directors on 21 September 2016, the Company had executed a Business Transfer Agreement during the year ended 31 March 2017 and has sold/transferred the business operations of its foundry division (effective from 1 October 2016) on a going concern basis by way of slump sale to Grotek Enterprises Private Limited, a 100 percent subsidiary of the Company.

Particulars	Quarter ended			Year ended		
	31 March 2017			31 March 2017		
	Discontinued operations	Continuing operations	Total	Discontinued operations	Continuing operations	Total
	Audited*	Audited*	Audited*	Unaudited	Unaudited	Unaudited
Total revenue	-	5,581.95	5,581.95	2,223.40	20,154.51	22,377.91
Less: Total expenses	-	5,520.31	5,520.31	2,444.70	20,195.28	22,639.98
(Loss)/Profit before tax	-	61.64	61.64	(221.30)	(40.77)	(262.07)
Tax expense:						
(a) Current tax	-	(176.07)	(176.07)	-	47.25	47.25
(b) Deferred tax	-	(16.23)	(16.23)	-	(388.39)	(388.39)
(Loss)/Profit before tax	-	253.94	253.94	(221.30)	300.37	79.07
Other comprehensive Income net of tax	-	(31.75)	(31.75)	-	(31.75)	(31.75)
Total Comprehensive Income	-	222.19	222.19	(221.30)	268.62	47.32

* refer note 6 above

- The Board of Directors have recommended payment of final dividend of 20% (₹ 2 per equity share) for the financial year 2017-18.



For YUKEN INDIA LTD

 Managing Director





YUKEN INDIA LIMITED
 Regd. office: No 16-C, Doddanekundi Industrial Area II Phase, Mahadevapura, Bangalore - 560 048, India.
 CIN: L29150KA1976PLC003017
 Website: www.yukenindia.com



Standalone and Consolidated segment-wise revenue, results, assets and liabilities for the quarter and Year ended 31 March 2018

(₹ in lakhs)

Particulars	Standalone					Consolidated	
	Quarter ended		31 March 2017 Audited*	Year Ended		Year Ended	
	31 March 2018 Audited*	31 December 2017 Unaudited		31 March 2018 Audited	31 March 2017 Audited	31 March 2018 Audited	31 March 2017 Audited
Segment revenue (sales and other operating income)							
(a) Hydraulic Business	6,658.11	6,140.98	4,923.32	22,916.57	17,913.26	23,000.35	18,109.40
(b) Others	-	-	-	-	1,997.75	3,792.67	3,267.04
Total segment revenue	6,658.11	6,140.98	4,923.32	22,916.57	19,911.01	26,793.02	21,376.44
Less: Inter segment revenue	-	-	-	-	531.08	-	531.08
Add: Excise duty	-	-	562.02	541.65	2,190.64	639.55	2,374.47
Net segment revenue	6,658.11	6,140.98	5,485.34	23,458.22	21,570.57	27,432.57	23,219.83
Other revenue	179.57	87.52	96.61	404.30	235.28	266.65	198.99
Total revenue	6,837.68	6,228.50	5,581.95	23,862.52	21,805.85	27,699.22	23,418.82
Segment results (profit before tax and interest from ordinary activities)							
(a) Hydraulic Business	1,036.80	1,030.44	579.52	3,687.82	2,166.21	4,855.35	2,309.76
(b) Others	-	-	-	-	(213.46)	(1,226.30)	(878.02)
Total segment results	1,036.80	1,030.44	579.52	3,687.82	1,952.75	3,629.05	1,431.74
Less: Finance costs	214.61	182.93	189.51	714.47	629.23	814.17	668.27
Less: Other unallocable expense net of unallocable income	348.62	451.32	328.37	1,652.36	1,585.59	1,652.36	1,585.59
Total profit/(loss) before tax expense	473.57	396.19	61.64	1,320.99	(262.07)	1,162.52	(822.12)

Notes on segment information:

- The Managing Director of the Company has been identified as the Chief Operating Decision Maker (CODM) as defined by Ind AS 108, "Operating Segments." The Managing Director of the Company evaluates the segments based on their revenue growth and operating income.
- Assets and liabilities used in the Company's hydraulic business are not identified to any of the operating segments, as they can be used interchangeably between segments.
- Segment revenue and segment results represent amounts identifiable to each of the segments. Segment revenue includes revenue from operations, other operating income and other income. Other "unallocable expense net of unallocable income" mainly includes interest income and expenses on common services not directly identifiable to individual segments and corporate expenses on common services not directly identifiable to individual segments and corporate expenses.
- Prior period figures have been regrouped/ reclassified, wherever necessary, to conform to the current periods' presentation.

Place: Bengaluru
 Date: 30 May 2018

By the Order of the Board of the Directors

CP Rangachar
 CP Rangachar
 Managing Director

