



**PUMPING LIFE**

Date:-February12, 2019

To,  
The Manager,  
Listing Department  
The National stock exchange of India Ltd.  
Exchange plaza, BKC, Bandra (E)  
Mumbai-MH 400051.

To,  
The Manager,  
Listing Department  
The BSE Ltd.  
P.J. Towers, Dalal Street  
Mumbai- MH 400001.

**Ref:-Shakti Pumps (India) Limited (ISIN INE908D01010)**

**BSE Code:-531431, NSE Symbol (SHAKTIPUMP)**

**Subject:-Outcome of Board Meeting of the Company held on 12<sup>th</sup> February 2019.**

**Meeting Started at 11:00A.M. and Concluded at 12 :55 P.M.**

Dear Sir/Mam,

With reference to the subject this is to inform you that the Meeting of Board of Directors of Shakti Pumps (India) Limited held today i.e. 12<sup>th</sup> February 2019.

The Board has taken inter-alia, the following decisions:-

1. The Board has approved Consolidated and Standalone Un-Audited Financial Results along with Limited Review Report of the Company for the Quarter ended December 31, 2018.
2. The Board has approved the dividend policy which is available at Companies website i.e. [www.shaktipumps.com](http://www.shaktipumps.com).


This is for your information and dissemination.

Thanking you,

Yours faithfully

**For Shakti Pumps (India) Limited**

**Ravi Patidar**  
Company Secretary



**SHAKTI PUMPS (INDIA) LIMITED**

# PGS & Associates

## Chartered Accountants

A33, Royal Industrial Estate, Naigoan Cross Road, Wadala Mumbai -400 031  
Telefax • 24133171 • 24165001 • E-mail: premal@pgsca.in

### Limited Review Report

To,  
The Board of Directors,  
SHAKTI PUMPS (INDIA) LIMITED

1. We have reviewed the accompanying statement of unaudited Consolidated Ind AS financial results of Shakti Pumps (India) Limited (“the Company”) comprising its subsidiaries (the Company and its Subsidiaries together referred to as Group) for the quarter ended December 31, 2018 and year to date April 1, 2018 to December 31, 2018 (the “Statement”) attached herewith, being submitted by the Company pursuant to the requirements of Regulation 33 of SEBI (Listing Obligations and Disclosure Requirements) Regulations, 2015 read with circular number CIR/CFD/FAC/62/2016 dated July 05,2016.
2. The preparation of the Statement in accordance with the recognition and measurement principles laid down in Indian Accounting Standard 34, Interim Financial Reporting (Ind AS 34) prescribed under Section 133 of the Companies Act, 2013, read with relevant rules issued thereunder and other accounting principles generally accepted in India, read with SEBI Circular No. CIR/CFD/FAC/62/2016 dated July 5, 2016 is the responsibility of the Company’s management and has been approved by the Board of Directors. Our responsibility is to express an opinion on the Statement based on our review.
3. We conducted our review of the Statement in accordance with the Standard on Review Engagement (SRE) 2410, “Review of interim Financial information performed by the Independent Auditor of the Entity” issued by the Institute of Chartered Accountants of India. This standard requires that we plan and perform the review to obtain moderate assurance as to whether the financial statements are free of material misstatement. A review is limited primarily to inquiries of Parent’s personnel and analytical procedures applied to financial data and thus provide less assurance than an audit. We have not performed an audit and accordingly, we do not express an audit opinion.





4. The Statement includes the results of the following entities:
- (i) Shakti Pumps (India) Limited – Parent
  - (ii) Shakti Energy Solutions Pvt. Ltd.
  - (iii) Shakti Pumps FZE, UAE
  - (iv) Shakti Pumps U.S.A, LLC
  - (v) Shakti Pumps Pty. Ltd, Australia
  - (vi) Shakti Pumps (Shanghai) Ltd.
  - (vii) Shakti Pumps (Bangladesh) Limited
5. Based on our review conducted as above, nothing has come to our attention that causes us to believe that the accompanying Statement, prepared in accordance with the aforesaid Indian Accounting Standards (Ind-AS) and other accounting principles generally accepted in India, has not disclosed the information required to be disclosed in terms of regulation 33 of the SEBI (Listing Obligations and Disclosure Requirements) Regulations, 2015, as modified by Circular No. CIR/CFD/FAC/62/2016 dated July 5, 2016, including the manner in which it is to be disclosed, or that it contains any material misstatement.
6. We did not review the financial statement of foreign subsidiaries (iii to vii as above) included in the consolidated financial statements, whose financial statement reflects Net Capital Employed of Rs. 1806.13 lacs as at December 31, 2018 and Net profit after tax for Nine months and Quarter ended December 31, 2018 1098.23 and 413.92 lacs respectively and Total Comprehensive Income for nine months ended, and quarter ended December 31, 2018 1158.45 and 416.51 lacs respectively. These financial statements have been certified by the management and furnished to us, and our opinion, in so far as it relates to the amount included in respect of a foreign subsidiaries company as stated above, is based solely on this certified financial statement.
7. We did not audit the financial statement of Indian subsidiary (ii as above) included in the consolidated financial statements, whose financial statements reflects net capital employed 1138.94 lacs as at December 31, 2018 and Loss for the nine months and quarter ended December 31, 2018 97.50 lacs and 61.38 lacs respectively and Total Comprehensive Loss for nine months ended and quarter ended 97.50 lacs and 61.38 lacs respectively. These financial statements have been reviewed by other auditor, whose report has been furnished to us by the management and our opinion on the consolidated financial statement is based solely on such reviewed financial statements.



For PGS & Associates  
Chartered Accountants  
Firm Registration Number: 122384W

*Premal Gandhi*



(Premal Gandhi)

Partner

Membership Number: 111592

Place: Pithampur

Date: February 12, 2019

**SHAKTI PUMPS [INDIA] LIMITED**

Regd. Office: Plot No. 401,402 &413, Sector-III, Industrial Area, Pithampur , Distt. Dhar (M.P.) - 454774

CIN: L29120MP1995PLC009327

Statement of Unaudited Consolidated Financial Results for the Quarter & Nine Months ended on 31st December 2018

(Rs. In lacs except per share data)


S.No	Particulars	Quarter ended on			Nine Months Ended		Year ended on
		December 31, 2018	September 30, 2018	December 31, 2017	December 31, 2018	December 31, 2017	March 31, 2018
		Unaudited	Unaudited	Unaudited	Unaudited	Unaudited	Audited
I	Revenue from operations	15,209.91	13,872.06	14,767.72	38,682.89	30,585.14	43,660.76
II	Other income	6.51	35.60	99.54	252.13	183.52	349.36
III	<b>Total revenue (I+II)</b>	<b>15,216.42</b>	<b>13,907.66</b>	<b>14,867.26</b>	<b>38,935.03</b>	<b>30,768.66</b>	<b>44,010.12</b>
IV	<b>Expenses</b>						
	Cost of materials consumed	9,604.82	8,532.95	8,268.78	24,074.29	16,777.97	23,650.48
	Purchase of Stock-in-Trade	-	-	-	-	-	-
	Changes in inventories of finished goods, stock-in-trade and work-in-progress	(627.11)	(286.32)	121.40	(1,219.08)	(373.49)	156.28
	Employee benefits expense	1,315.93	1,314.48	1,132.82	3,837.40	3,321.59	4,455.43
	Finance costs	517.20	469.95	354.16	1,307.79	970.78	1,400.91
	Depreciation and amortisation expense	381.29	373.04	355.11	1,109.17	1,045.99	1,394.95
	Other expenses	2,195.89	2,222.08	2,196.87	5,866.12	5,425.21	7,551.55
	<b>Total expenses (IV)</b>	<b>13,388.02</b>	<b>12,626.19</b>	<b>12,429.13</b>	<b>34,975.69</b>	<b>27,168.06</b>	<b>38,609.60</b>
V	<b>Profit/(loss) before exceptional items and tax (III-IV)</b>	<b>1,828.40</b>	<b>1,281.47</b>	<b>2,438.12</b>	<b>3,959.34</b>	<b>3,600.60</b>	<b>5,400.52</b>
VI	<b>Exceptional Items</b>	-	-	-	-	-	-
VII	<b>Profit/ (loss) before tax (V-VI)</b>	<b>1,828.40</b>	<b>1,281.47</b>	<b>2,438.12</b>	<b>3,959.34</b>	<b>3,600.60</b>	<b>5,400.52</b>
VIII	<b>Tax expense:</b>						
	(1) Current tax	425.38	344.14	693.12	973.24	997.53	1,761.13
	(2) Short/Excess provision of Tax	-	-	-	-	-	-
	(3) Deferred tax	140.89	10.21	77.22	132.82	150.82	154.56
	(4) MAT Credit Entitlement	-	-	-	-	-	-
IX	<b>Profit/(loss) for the period (VII-VIII)</b>	<b>1,262.13</b>	<b>927.12</b>	<b>1,667.78</b>	<b>2,853.28</b>	<b>2,452.26</b>	<b>3,484.83</b>
X	<b>Other Comprehensive Income</b>	<b>(1.36)</b>	<b>35.21</b>	<b>18.04</b>	<b>37.42</b>	<b>21.76</b>	<b>(0.35)</b>
XI	<b>Total Comprehensive Income for the period (IX+X) Comprising Profit/(Loss) and Other comprehensive Income for the period )</b>	<b>1,260.77</b>	<b>962.33</b>	<b>1,685.82</b>	<b>2,890.70</b>	<b>2,474.02</b>	<b>3,484.48</b>
XII	<b>Paid-up equity share capital (Face value: Rs.10/- per share)</b>	<b>1,838.02</b>	<b>1,838.02</b>	<b>1,838.02</b>	<b>1,838.02</b>	<b>1,838.02</b>	<b>1,838.02</b>
XIII	<b>Earnings per equity share</b>						
	(1) Basic	6.87	5.04	9.07	15.52	13.34	18.96
	(2) Diluted	6.87	5.04	9.07	15.52	13.34	18.96


**Notes:**

* Standalone financial information of the Company:	December 31, 2018	September 30, 2018	December 31, 2017	December 31, 2018	December 31, 2017	March 31, 2018
Particular	Unaudited	Unaudited	Unaudited	Unaudited	Unaudited	Audited
Turnover	14,607.77	12,936.52	14,248.11	36,788.04	29,059.14	41,601.52
Profit before interest, depreciation and tax (PBIDT)	2,325.90	1,847.59	2,955.23	5,228.13	4,944.76	7,279.78
Profit before tax	1,450.25	1,059.88	2,256.26	2,900.21	2,960.32	4,525.99
Profit after tax	900.69	701.42	1,530.57	1,861.10	1,927.06	2,784.74

- \* The Company operates its business through operating segments, representing our business on the basis of geographies which are India, USA, UAE, China, Bangladesh and Australia.
- \* Figures for the corresponding previous periods have been regrouped/rearranged, wherever necessary. The figures of last quarter are the balancing figures between audited figures in respect of the full financial year and the published year to date figures upto the third quarter of the current financial year.
- \* The above results have been reviewed by the Audit Committee and approved by the Board of Directors at their respective meetings held on February 12, 2019. The Auditors of the Company have carried out a 'Limited Review' of the result for the quarter & nine months ended on 31st December 2018 only.

Place: Pithampur  
Date: February 12, 2019

For Shakti Pumps (India) Limited  
  
 Dinesh Patidar  
 Managing Director  
 (DIN 00549552)






**SHAKTI PUMPS [INDIA] LIMITED**  
 Regd. Office: Plot No. 401,402 &413, Sector-III, Industrial Area, Pithampur , Distt. Dhar (M.P.) - 454774  
 CIN: L29120MP1995PLC009327

Information about Operating Segments:

Particular	(Rs. In lacs)					
	Quarter ended on 31.12.18	Quarter ended on 30.09.18	Quarter ended on 31.12.17	Nine Months ended on 31.12.18	Nine Months ended on 31.12.17	Year ended on 31.03.18
	Unaudited	Unaudited	Unaudited	Unaudited	Unaudited	Audited
<b>1. Segment Revenue</b>						
India	14,610.96	12,963.39	14,248.10	36,821.57	29,059.14	41,884.39
USA	512.37	622.38	370.96	1,629.31	1,427.34	1,904.05
FZE	1,194.53	1,579.85	1,108.94	4,299.02	2,759.17	4,184.14
Australia	14.17	7.57	14.32	37.81	25.28	49.85
China	227.12	107.31	-	334.44	-	-
Bangladesh	-	-	-	-	-	-
<b>Total Segment Revenue</b>	<b>16,559.15</b>	<b>15,280.50</b>	<b>15,742.32</b>	<b>43,122.15</b>	<b>33,270.92</b>	<b>48,022.43</b>
Inter segment sales	(1,342.72)	(1,372.83)	(875.06)	(4,187.12)	(2,502.26)	(4,012.31)
<b>Income from operations</b>	<b>15,216.42</b>	<b>13,907.66</b>	<b>14,867.26</b>	<b>38,935.02</b>	<b>30,768.66</b>	<b>44,010.12</b>
<b>2. Segment Results</b>						
Profit/(loss) before finance costs, Exceptional Items & Tax						
India	1,904.24	1,438.87	2,647.19	4,012.59	3,945.83	5,890.38
USA	204.67	89.32	63.43	462.88	341.68	485.62
FZE	227.64	205.56	81.36	760.17	285.79	415.27
Australia	9.33	2.96	0.30	17.02	(1.92)	10.16
China	(0.27)	14.71	-	14.43	-	-
Bangladesh	-	-	-	-	-	-
<b>Total</b>	<b>2,345.60</b>	<b>1,751.42</b>	<b>2,792.28</b>	<b>5,267.09</b>	<b>4,571.37</b>	<b>6,801.43</b>
Less: Finance Cost	517.20	469.95	354.16	1,307.79	970.78	1,400.91
Profit before exceptional items & tax	1,828.41	1,281.47	2,438.12	3,959.32	3,600.59	5,400.52
Exceptional Items	-	-	-	-	-	-
<b>Profit before Tax</b>	<b>1,828.41</b>	<b>1,281.47</b>	<b>2,438.12</b>	<b>3,959.32</b>	<b>3,600.59</b>	<b>5,400.52</b>
<b>3. Capital Employed</b>						
<b>(Segment Assets)</b>						
India	53,702.06	47,249.57	39,807.14	53,702.06	39,807.14	43,041.35
USA	1,327.87	1,361.30	1,111.84	1,327.87	1,111.84	1,134.57
FZE	1,298.74	1,296.32	1,037.68	1,298.74	1,037.68	1,448.02
Australia	96.68	105.66	98.49	96.68	98.49	121.88
China	50.13	226.04	-	50.13	-	-
Bangladesh	37.27	-	-	37.27	-	-
<b>Total Segment Assets</b>	<b>56,512.75</b>	<b>50,238.88</b>	<b>42,055.15</b>	<b>56,512.75</b>	<b>42,055.15</b>	<b>45,745.82</b>
<b>(Segment Liabilities)</b>						
India	28,134.73	22,648.99	16,794.94	28,134.73	16,794.94	18,333.02
USA	170.25	199.46	36.77	170.25	36.77	331.83
FZE	818.67	1,062.47	185.77	818.67	185.77	1,680.05
Australia	(2.20)	11.70	(233.25)	(2.20)	(233.25)	37.74
China	17.84	194.02	-	17.84	-	-
Bangladesh	-	-	-	-	-	-
<b>Total Segment Liabilities</b>	<b>29,139.29</b>	<b>24,116.64</b>	<b>16,784.23</b>	<b>29,139.29</b>	<b>16,784.23</b>	<b>20,382.64</b>
<b>Net Capital Employed</b>						
<b>(Segment Assets-Segment Liabilities)</b>						
India	25,567.33	24,600.58	23,012.20	25,567.33	23,012.20	24,708.33
USA	1,157.62	1,161.84	1,075.07	1,157.62	1,075.07	802.74
FZE	480.07	233.85	851.91	480.07	851.91	(232.03)
Australia	98.88	93.96	331.74	98.88	331.74	84.14
China	32.29	32.02	-	32.29	-	-
Bangladesh	37.27	-	-	37.27	-	-
<b>Total Capital Employed</b>	<b>27,373.46</b>	<b>26,122.25</b>	<b>25,270.92</b>	<b>27,373.46</b>	<b>25,270.92</b>	<b>25,363.18</b>

For Shakti Pumps (India) Limited

*Dinesh Patidar*  
 Dinesh Patidar  
 Managing Director  
 (DIN 00549552)



Place: Pithampur  
 Date: February 12, 2019

# PGS & Associates

## Chartered Accountants

A33, Royal Industrial Estate, Naigoan Cross Road, Wadala Mumbai -400 031  
Telefax • 24133171 • 24165001 • E-mail: premal@pgsca.in

### Limited Review Report

To,  
The Board of Directors,  
SHAKTI PUMPS (INDIA) LIMITED

1. We have reviewed the accompanying statement of unaudited standalone financial results of Shakti Pumps (India) Limited (“the Company”) for the quarter ended December 31, 2018 and year to date from April 1, 2018 to December 2018 (the “Statement”) attached herewith, being submitted by the Company pursuant to the requirements of Regulation 33 of SEBI (Listing Obligations and Disclosure Requirements) Regulations, 2015, read with SEBI Circular No. CIR/CFD/FAC/62/2016 dated July 5, 2016.
2. The preparation of the Statement in accordance with the recognition and measurement principles laid down in Indian Accounting Standard 34, Interim Financial Reporting (Ind AS 34) prescribed under Section 133 of the Companies Act, 2013, read with relevant rules issued thereunder and other accounting principles generally accepted in India, read with SEBI Circular No. CIR/CFD/FAC/62/2016 dated July 5, 2016 is the responsibility of the Company’s management and has been approved by the Board of Directors. Our responsibility is to express a conclusion on the Statement based on our review.
3. We conducted our review in accordance with the Standard on Review Engagement (SRE) 2410, “Review of interim Financial information performed by the Independent Auditor of the Entity” issued by the Institute of Chartered Accountants of India. This standard requires that we plan and perform the review to obtain moderate assurance as to whether the financial statements are free of material misstatement. A review is limited primarily to enquiries of company personnel and analytical procedures applied to financial data and thus provide less assurance than an audit. We have not performed an audit and accordingly, we do not express an audit opinion.
4. Based on our review conducted as above, nothing has come to our attention that causes us to believe that the accompanying Statement, prepared in accordance with the recognition and measurement principles laid down in Indian Accounting Standard 34. Interim Financial Reporting (Ind AS 34) prescribed under Section 133 of the Companies Act, 2013, read with relevant rules issued thereunder and other recognized accounting practices and policies has not disclosed the





information required to be disclosed in terms of Regulation 33 of SEBI (Listing Obligations and Disclosure Requirements) Regulations, 2015, read with SEBI circular number CIR/CFD/FAC/62/2016 dated July 05,2016, including the manner in which it is to be disclosed, or that it contains any material misstatement.

For PGS & Associates  
Chartered Accountants  
Firm Registration Number: 122384W


(Premal Gandhi)  
Partner  
Membership Number: 111592

Place: Pithampur  
Date: February 12, 2019



**SHAKTI PUMPS [INDIA] LIMITED**  
 Regd. Office: Plot No. 401,402 & 413, Sector-III, Industrial Area, Pithampur, Distt. Dhar (M.P.) - 454774  
 CIN: L29120MP1995PLC009327  
**Statement of Unaudited Standalone Financial Results for the Quarter & Nine Months ended 31st December 2018**

(Rs. In lacs except per share data)

S.No	Particulars	Quarter ended on			Nine Months Ended on		Year ended on
		December 31, 2018	September 30, 2018	December 31, 2017	December 31, 2018	December 31, 2017	March 31, 2018
		Unaudited	Unaudited	Unaudited	Unaudited	Unaudited	Audited
I	Revenue from operations	14,602.30	12,910.11	14,148.56	36,555.77	28,875.61	41,314.06
II	Other income	5.47	26.41	99.55	232.27	183.52	287.46
III	<b>Total revenue (I+II)</b>	<b>14,607.77</b>	<b>12,936.52</b>	<b>14,248.11</b>	<b>36,788.04</b>	<b>29,059.13</b>	<b>41,601.52</b>
IV	<b>Expenses</b>						
	Cost of materials consumed	9,625.55	8,293.04	8,016.22	24,134.11	16,738.80	23,362.91
	Purchase of Stock-in-Trade	-	-	-	-	-	-
	Changes in inventories of finished goods, stock-in-trade and work-in-progress	(496.94)	(410.14)	312.43	(1,341.65)	(571.14)	53.91
	Employee benefits expense	1,257.08	1,247.82	1,096.67	3,666.06	3,225.95	4,317.57
	Finance costs	494.37	414.71	343.87	1,218.87	938.45	1,359.06
	Depreciation and amortisation expense	381.29	372.99	355.11	1,109.05	1,045.99	1,394.72
	Other expenses	1,896.17	1,958.23	1,867.56	5,101.39	4,720.77	6,587.36
	<b>Total expenses (IV)</b>	<b>13,157.52</b>	<b>11,876.64</b>	<b>11,991.85</b>	<b>33,887.84</b>	<b>26,098.82</b>	<b>37,075.53</b>
V	<b>Profit/(loss) before exceptional items and tax (III-IV)</b>	<b>1,450.25</b>	<b>1,059.88</b>	<b>2,256.26</b>	<b>2,900.21</b>	<b>2,960.32</b>	<b>4,525.99</b>
VI	<b>Exceptional Items</b>	-	-	-	-	-	-
VII	<b>Profit/ (loss) before tax(V-VI)</b>	<b>1,450.25</b>	<b>1,059.88</b>	<b>2,256.26</b>	<b>2,900.21</b>	<b>2,960.32</b>	<b>4,525.99</b>
VIII	<b>Tax expense:</b>						
	(1) Current tax	408.67	348.25	648.47	906.29	882.45	1,586.74
	(2) Short/Excess provision of Tax	-	-	-	-	-	-
	(3) Deferred tax	140.89	10.21	77.22	132.82	150.80	154.51
	(4) MAT Credit Entitlement	-	-	-	-	-	-
IX	<b>Profit/(loss) for the period (VII-VIII)</b>	<b>900.69</b>	<b>701.42</b>	<b>1,530.57</b>	<b>1,861.10</b>	<b>1,927.06</b>	<b>2,784.74</b>
X	<b>Other Comprehensive Income</b>	<b>(13.08)</b>	<b>9.81</b>	<b>18.04</b>	<b>(6.54)</b>	<b>21.76</b>	<b>3.80</b>
XI	<b>Total Comprehensive Income for the period (IX+X)</b> (Comprising Profit/(Loss) and Other comprehensive Income for the period)	<b>887.61</b>	<b>711.23</b>	<b>1,548.61</b>	<b>1,854.56</b>	<b>1,948.82</b>	<b>2,788.54</b>
XII	<b>Paid-up equity share capital</b> (Face value: Rs.10/- per share)	<b>1,838.02</b>	<b>1,838.02</b>	<b>1,838.02</b>	<b>1,838.02</b>	<b>1,838.02</b>	<b>1,838.02</b>
XIII	<b>Earnings per equity share</b>						
	(1) Basic	4.90	3.82	8.33	10.13	10.48	15.15
	(2) Diluted	4.90	3.82	8.33	10.13	10.48	15.15

\* The Company has only one operating segment namely, "Pump & Motors"

\* Figures for the corresponding previous period have been regrouped/rearranged, wherever necessary.

\* The above results have been reviewed by the Audit Committee and approved by the Board of Directors at their respective meetings held on February 12, 2019. The Auditors of the Company have carried out a 'Limited Review' of the result for the quarter & nine months ended on 31st December 2018 only.

Place: Pithampur

Date: February 12, 2019

For Shakti Pumps (India) Limited

*Dinesh Patidar*  
 Dinesh Patidar  
 Managing Director  
 (DIN 00549552)

