



Venky's (India) Limited

Regd. & Corporate Office :
'Venkateshwara House', S.No. 114/A/2,
Pune-Sinhagad Road, Pune-411030, India.
Phone : 2425 1530 to 2425 1541
Fax : 020 - 2425 1077, 2425 1060
www.venkys.com
CIN : L01222PN1976PLC017422



Date: 5th November, 2018.

Mr. K Hari
The National Stock Exchange of
India Limited,
'Exchange Plaza',
Bandra-Kurla Complex, Bandra (E),
Mumbai – 400 051.

The General Manager, DCS-CRD
Corporate Relationship Dept.,
Bombay Stock Exchange limited,
Phiroze Jeejeebhoy Towers,
Dalal Street,
Mumbai – 400 001.

Dear Sir,

Subject: Audited Financial Results for the quarter ended 30th September, 2018 - Venky's (India) Limited.

Ref: - Scrip Code (i) Bombay Stock Exchange Limited - **523261**
(ii) National Stock Exchange of India Limited - **VENKEYS**

Pursuant to Regulation 33(3)(a) Securities and Exchange Board of India (Listing Obligations and Disclosure Requirements) Regulations, 2015, we are enclosing herewith Audited Financial Results of Venky's (India) Limited for the quarter ended 30th September, 2018 which were reviewed by the Audit Committee and approved and taken on record by the Board of Directors at their respective meetings, held on 5th November, 2018.

The aforesaid Board Meeting commenced at 10.30. A.M. IST and was concluded at 11.30 A.M. IST.

Kindly take the said documents on your records and acknowledge receipt of the same.

FOR VENKY'S (INDIA) LIMITED


ROHAN BHAGWAT
COMPANY SECRETARY &
COMPLIANCE OFFICER




Encl: As above

VENKY'S (INDIA) LIMITED

(Rupees in Lakhs)

STATEMENT OF FINANCIAL RESULTS FOR THE QUARTER AND HALF YEAR ENDED 30TH SEPTEMBER, 2018


Particulars	Quarter Ended			Half Year Ended		Year Ended
	30/09/2018	30/06/2018	30/09/2017	30/09/2018	30/09/2017	31/03/2018
	(Audited) Rs.	(Audited) Rs.	(Audited) Rs.	(Audited) Rs.	(Audited) Rs.	(Audited) Rs.
INCOME						
Revenue from operations	64,620	75,620	58,790	140,240	125,138	268,881
Other income	476	626	563	1,102	1,133	2,622
TOTAL INCOME (I)	65,096	76,246	59,353	141,342	126,271	271,503
EXPENSES						
Cost of materials consumed	46,678	47,879	39,205	94,557	77,474	169,413
Purchases of bearer biological assets	1,452	1,029	709	2,481	1,699	3,398
Purchases of stock-in-trade	2,043	3,034	2,797	5,077	7,910	14,493
Changes in inventories of finished goods, work-in-progress, stock-in-trade and biological assets.	(710)	(46)	(191)	(756)	477	(2,204)
Employee benefits expense	4,795	4,515	4,098	9,310	8,003	17,074
Finance costs	855	952	1,106	1,807	2,475	4,988
Depreciation and amortisation expense	727	708	702	1,435	1,405	2,813
Other expenses	8,372	7,301	6,590	15,673	13,130	27,832
TOTAL EXPENSES (II)	64,212	65,372	55,016	129,584	112,573	237,807
PROFIT BEFORE TAX (I-II)	884	10,874	4,337	11,758	13,698	33,696
Less: Tax expense:						
Current tax	385	3,800	1,460	4,185	4,620	11,275
Deferred tax	(49)	(31)	163	(80)	230	453
Tax adjustment in respect of earlier period	-	-	-	-	939	1,997
Sub Total	336	3,769	1,623	4,105	5,789	13,725
PROFIT FOR THE PERIOD (A)	548	7,105	2,714	7,653	7,909	19,971
OTHER COMPREHENSIVE INCOME						
Items that will not be reclassified to profit or loss						
Re-measurement gains (losses) on defined benefit plans [#]	-	-	-	-	-	84
Less: Income tax	-	-	-	-	-	29
Sub Total	-	-	-	-	-	55
Items that will be reclassified to profit or loss						
Net movement on cash flow hedges	40	89	12	129	(102)	4
Less: Income tax	14	31	4	45	(35)	1
Sub Total	26	58	8	84	(67)	3
OTHER COMPREHENSIVE INCOME FOR THE PERIOD (B)	26	58	8	84	(67)	58
TOTAL COMPREHENSIVE INCOME FOR THE PERIOD (A+B)	574	7,163	2,722	7,737	7,842	20,029
Paid-up equity share capital (Face Value of ₹ 10/- each)	1,409	1,409	1,409	1,409	1,409	1,409
Other equity	-	-	-	-	-	70,707
Earnings per share (Nominal Value of Share: ₹ 10/- per equity share) (* not annualised)	*	*	*	*	*	
(a) Basic	3.89	50.44	19.27	54.33	56.14	141.76
(b) Diluted	3.89	50.44	19.27	54.33	56.14	141.76



Venky's (India) Limited
Segment Information

(Rupees in Lakhs)

	Particulars	Quarter Ended			Half Year Ended		Year Ended
		30/09/2018	30/06/2018	30/09/2017	30/09/2018	30/09/2017	31/03/2018
		(Audited) Rs.	(Audited) Rs.	(Audited) Rs.	(Audited) Rs.	(Audited) Rs.	(Audited) Rs.
1	SEGMENT REVENUE						
	a. Poultry and Poultry products	31,150	36,643	28,430	67,793	63,840	136,079
	b. Animal Health Products	5,606	5,678	4,865	11,284	9,885	20,458
	c. Oilseed	30,335	35,672	27,248	66,007	54,975	120,578
	Total	67,091	77,993	60,543	145,084	128,700	277,115
	Less: Inter-segment Revenue	2,471	2,373	1,753	4,844	3,562	8,234
	Revenue From Operations	64,620	75,620	58,790	140,240	125,138	268,881
2	SEGMENT RESULTS						
	Profit before tax and interest						
	a. Poultry and Poultry products	248	8,779	3,127	9,027	10,943	28,014
	b. Animal Health Products	932	1,011	952	1,943	2,031	4,444
	c. Oilseed	1,103	2,091	1,645	3,194	3,794	7,142
	Total	2,283	11,881	5,724	14,164	16,768	39,600
	Less:						
	(i) Interest	855	952	1,106	1,807	2,475	4,988
	(ii) Other unallocable expenditure net of unallocable income	544	55	281	599	595	916
	Total Profit Before Tax	884	10,874	4,337	11,758	13,698	33,696
3	SEGMENT ASSETS						
	a. Poultry and Poultry products	72,775	73,475	66,237	72,775	66,237	68,797
	b. Animal Health Products	8,432	8,973	8,941	8,432	8,941	9,869
	c. Oilseed	30,779	31,118	25,950	30,779	25,950	33,640
	Total	111,986	113,566	101,128	111,986	101,128	112,306
	d. Unallocable assets	26,906	30,519	31,816	26,906	31,816	30,813
	Total Assets	138,892	144,085	132,944	138,892	132,944	143,119
	SEGMENT LIABILITIES						
	a. Poultry and Poultry products	19,669	18,978	19,034	19,669	19,034	18,531
	b. Animal Health Products	2,574	1,993	3,258	2,574	3,258	3,587
	c. Oilseed	5,565	5,153	5,367	5,565	5,367	7,827
	Total	27,808	26,124	27,659	27,808	27,659	29,945
	d. Unallocable Liabilities	32,589	38,682	45,379	32,589	45,379	41,058
	Total Liabilities	60,397	64,806	73,038	60,397	73,038	71,003



VENKY'S (INDIA) LIMITED
BALANCE SHEET AS AT 30 SEPTEMBER 2018

(Rupees in Lakhs)


Particulars	As at	As at
	30 Sep 2018	31 Mar 2018
	(Audited)	(Audited)
	Rs.	Rs.
ASSETS		
Non-current Assets		
Property, Plant and Equipment	47,109	45,895
Capital work-in-progress	3,321	1,743
Goodwill	1,268	1,268
Other Intangible assets	17	22
Financial Assets		
- Loans	36	19
- Other financial assets	7,657	1,120
Income tax assets (Net)	553	553
Other non-current assets	2,824	13,116
(a)	62,785	63,736
CURRENT ASSETS		
Inventories	13,061	16,220
Biological assets	15,524	13,614
Financial assets		
-Trade receivables	28,210	29,543
-Cash and cash equivalents	1,961	909
-Bank balances other than cash and cash equivalents	14,463	14,456
- Loans	131	2,506
-Other financial assets	1,457	1,160
Other current assets	1,300	975
(b)	76,107	79,383
Total Assets (a+b)	138,892	143,119
EQUITY AND LIABILITIES		
Equity		
Equity Share capital	1,409	1,409
Other Equity	77,086	70,707
(a)	78,495	72,116
Liabilities		
Non-current liabilities		
Financial liabilities		
- Borrowings	4,801	7,386
- Other financial liabilities	43	27
Provisions	1,106	1,038
Deferred tax liabilities (Net)	3,489	3,524
Other non current liabilities	28	30
(b)	9,467	12,005
Current Liabilities		
Financial liabilities		
- Borrowings	16,822	17,290
- Trade payables	22,254	22,748
- Other financial liabilities	5,865	11,534
Other current liabilities	4,232	5,824
Provisions	457	397
Current tax liabilities (net)	1,300	1,205
(c)	50,930	58,998
Total Equity and Liabilities (a+b+c)	138,892	143,119



NOTES:

1. The profitability of the Company was affected during this quarter, due to lower realizations from the sale of grown up broilers and broiler day-old chicks.
2. The above results were reviewed by the Audit Committee and thereafter taken on record by the Board of Directors at their respective meetings held on 5th November, 2018.
3. The format for quarterly results as prescribed in SEBI Circular CIR/CFD/CMD/15/2015 dated November 30, 2015 has been modified wherever necessary to comply with the requirements of SEBI's circular dated 5th July, 2016 and IND-AS requirements.
4. Previous year figures are regrouped/reclassified to conform to the current year's presentation.

Place: Pune
Date: 5th November, 2018



For Venky's (India) Limited


Mr. B. Balaji Rao
Managing Director
DIN: 00013551

Auditor's Report on Quarterly Financial Results and Year to Date Financial Results of the Company Pursuant to the Regulation 33 of the SEBI (Listing Obligations and Disclosure Requirements) Regulations, 2015

To,
The Board of Directors of Venky's (India) Limited,
Pune

We have audited the quarterly financial results of **Venky's (India) Limited ("the Company")** for the quarter ended 30th September, 2018 and the year to date results for the period from 01st April, 2018 to 30th September, 2018, attached herewith, being submitted by the Company pursuant to the requirement of Regulation 33 of the SEBI (Listing Obligations and Disclosure Requirements) Regulation, 2015, read with SEBI Circular No. CIR/CFD/FAC/62/2016 dated July 05, 2016.


These quarterly financial results as well as the year to date financial results have been prepared on the basis of the interim financial statements, which are the responsibility of the Company's management. Our responsibility is to express an opinion on these financial results based on our audit of such interim financial statements, which have been prepared in accordance with the recognition and measurement principles laid down in Indian Accounting Standard for Interim Financial Reporting (Ind AS 34), prescribed, under section 133 of the Companies Act, 2013 read with relevant rules issued there under and other accounting principles generally accepted in India.

We conducted our audit in accordance with the auditing standards generally accepted in India. Those standards require that we plan and perform the audit to obtain reasonable assurance about whether the financial results are free of material misstatement. An audit includes examining, on a test basis, evidence supporting the amounts disclosed as financial results. An audit also includes assessing the accounting principles used and significant estimates made by management. We believe that our audit provides a reasonable basis for our opinion.

In our opinion and to the best of our information and according to the explanations given to us, these quarterly financial results as well as the year to date results:

- i. are presented in accordance with the requirements of Regulation 33 of the SEBI (Listing Obligations and Disclosure Requirements) Regulation, 2015 and SEBI Circular No. CIR/CFD/FAC/62/2016 dated July 05, 2016 in this regard; and
- ii. give a true and fair view of the net profit, total comprehensive income and other financial information for the quarter ended 30th September, 2018 as well as the year to date financial results for the period from 01st April, 2018 to 30th September, 2018.

Place: Mumbai
Dated: 5th November, 2018



For **B. D. Jokhakar & Co.**
Chartered Accountants
Firm Registration Number: 104345W

Raman Jokhakar
Partner

Membership Number: 103241