



Telephone : 044 – 28519654/28415702
E-Mail : investor@iobnet.co.in

इण्डियन ओवरसीज़ बैंक

केंद्रीय कार्यालय- पोस्ट बॉक्स सं 3765, 763 अण्णा सालै, चेन्नै 600 002

Indian Overseas Bank

Central Office: P.B.No.: 3765, 763 Anna Salai, Chennai 600 002

Investor Relations Cell

IRC/ 117 /2019 - 20

23.07.2019

The General Manager,
Department of Corporate Services
BSE Limited
Floor 1, P.J. Towers, Dalal Street
Mumbai 400 001

The Vice President
National Stock Exchange Ltd.
"Exchange Plaza", C-1 Block G
Bandra-Kurla Complex, Bandra (E)
Mumbai – 400 051

Dear Sir/Madam,

**Regulation 33 of SEBI (Listing Obligations and Disclosure Requirements)
Regulations, 2015- Standalone Unaudited (Reviewed) Financial Results of the
Bank for the Quarter ended 30th June 2019**

We refer our letter No.IRC/110/2019-20 dated 16.07.2019 and inform that the Standalone Unaudited (Reviewed) Financial Results of the Bank for the quarter ended 30th June 2019 was approved by the Board at its meeting held today (i.e. 23.07.2019).

The Meeting of the Board of Directors commenced at 11.30 a.m. and concluded at 12.50 p.m.


In this connection, we enclose the following:

1. Standalone Unaudited (Reviewed) Financial Results for the quarter ended 30th June 2019
2. Press Release – Performance Highlights for the quarter ended 30th June 2019
3. Auditors' Limited Review Report

The above information pursuant to Regulation 33 of SEBI (LODR) Regulation 2015 may be taken on record.

Thanking you.

Yours faithfully,


Radha Venkatakrishnan
General Manager & CFO

Encl: As above





Indian Overseas Bank


Central Office 763, Anna Salai Chennai - 600 002


Standalone Unaudited (Reviewed) Financial Results for the Quarter ended 30th June 2019


(Rs. in Lakhs)

Sl. No.	Particulars	Quarter ended			Year ended
		30.06.2019 (Reviewed)	31.03.2019 (Audited)	30.06.2018 (Reviewed)	31.03.2019 (Audited)
1	Interest Earned (a) + (b) + (c) + (d)	4,33,639	4,55,650	4,24,860	17,63,126
	(a) Interest/Discount on Advances/Bills	2,95,755	2,93,000	2,90,391	11,72,701
	(b) Income on Investments	1,19,895	1,21,544	1,20,772	4,92,228
	(c) Interest on Balances with Reserve Bank of India and other Inter Bank Funds	17,989	16,912	13,697	61,415
	(d) Others	0	24,194	0	36,783
2	Other Income	67,009	91,742	1,07,811	4,20,632
3	Total Income (1+2)	5,00,648	5,47,392	5,32,671	21,83,758
4	Interest Expended	3,04,793	3,07,749	3,04,050	12,35,213
5	Operating Expenses (i) + (ii)	1,13,039	1,26,493	1,15,418	4,45,158
	(i) Employees Cost	73,595	70,551	76,856	2,64,685
	(ii) Other Operating Expenses	39,444	55,942	38,562	1,80,473
6	Total Expenditure (4+5) (excluding Provisions & Contingencies)	4,17,832	4,34,242	4,19,468	16,80,371
7	Operating Profit (3-6) (before Provisions & Contingencies)	82,816	1,13,150	1,13,203	5,03,387
8	Provisions (other than tax) and Contingencies	1,15,782	4,50,192	2,40,060	10,99,442
9	Exceptional Items	0	0	0	0
10	Profit (+)/Loss(-) from Ordinary Activities before tax(7-8-9)	(32,966)	(3,37,042)	(1,26,857)	(5,96,054)
11	Tax expenses	1,242	(1,38,526)	(34,913)	(2,22,266)
12	Net Profit (+) / Loss(-) from Ordinary Activities after tax (10-11)	(34,208)	(1,98,516)	(91,944)	(3,73,788)
13	Extraordinary items (Net of Tax Expense)	0	0	0	0
14	Net Profit (+) / Loss (-) for the period (12-13)	(34,208)	(1,98,516)	(91,944)	(3,73,788)
15	Paid up Equity Share capital (Face value of each share - Rs.10/-)	9,14,165	9,14,165	4,89,077	9,14,165
16	Reserves excluding Revaluation Reserves (as per Balance Sheet of previous accounting year)				4,73,324
17	Analytical Ratios				
	(i) Percentage of shares held by Government of India	92.52	92.52	89.74	92.52
	(ii) Capital Adequacy Ratio (%) (Basel III)	10.02	10.21	7.98	10.21
	(a) CET 1 Ratio	7.59	7.82	5.73	7.82
	(b) Additional Tier 1 Ratio	0.03	0.03	0.04	0.03
	(iii) Earning Per Share (EPS) - in Rupees				
	a) Basic and diluted EPS before Extraordinary items (Net of tax expense) for the period, for the year to date and for the previous year (not annualized)	(0.37)	(3.06)	(1.88)	(6.83)
	b) Basic and Diluted EPS after Extraordinary items for the period, for the year to date and for the previous year (not annualized)	(0.37)	(3.06)	(1.88)	(6.83)
	(iv) NPA Ratios				
	a) Gross NPA	33,26,200	33,39,812	38,14,605	33,39,812
	b) Net NPA	14,17,384	14,36,830	19,64,181	14,36,830
	c) % of Gross NPA	22.53	21.97	25.64	21.97
	d) % of Net NPA	11.04	10.81	15.10	10.81
	e) Return on Assets (Annualised) (%)	(0.48)	(2.82)	(1.35)	(1.35)

Place: Chennai
Date : 23.07.2019


AJAY KUMAR SRIVASTAVA
EXECUTIVE DIRECTOR


K SWAMINATHAN
EXECUTIVE DIRECTOR





KARNAM SEKAR
MANAGING DIRECTOR & CEO



NOTES:

- 1 The above Standalone Unaudited Financial results have been reviewed by the Audit Committee of the Board and approved by the Board of Directors in the meeting held on July 23, 2019. The results have been subjected to limited review by the Statutory Central Auditors of the Bank in line with the guidelines issued by the Reserve Bank of India and as per the requirements of SEBI (Listing Obligations and Disclosure Requirements) Regulations, 2015.
- 2 The above Standalone Unaudited Financial results have been prepared following the same accounting policies and practices as those followed in the Annual Financial Statements for the year ended March 31, 2019.
- 3 The working results for the Quarter ended June 30, 2019 have been arrived at after considering provision for NPAs, Standard Assets, Unhedged Foreign Currency Exposure, Depreciation on Investments & Non - Performing Investments, as per RBI guidelines, Provision for taxes, Provision for Contingencies, Employee Benefits, Depreciation on Fixed Assets and other usual and necessary provisions.
- 4 In accordance with RBI circular DBR.No.BP.BC.1/21.06.201/2015-16 dated July 1, 2015, banks are required to make Quarterly Pillar 3 disclosures including Leverage Ratio and Liquidity Coverage Ratio under Basel III Framework. The disclosures are being made available on bank website at the following link http://www.iob.in/investor_cell.aspx. The disclosures are not subjected to verification by the Statutory Central Auditors of the Bank.
- 5 Based on the available financial statements and the declaration from borrowers, the Bank has estimated the liability towards Unhedged Foreign Currency Exposure to their constituents in terms of RBI circular DBOD.NO.BP.BC.85/21.06.200/2013-14 dated January 15, 2014 and holds a provision of Rs. 11.08 crores as on June 30, 2019.
- 6 The Bank has during the Quarter ended June 30, 2019 made an adhoc provision of Rs. 45 crore towards revision of wages due with effect from November 2017 and cumulative provision (including provision made during F Y 2018-19) stood at Rs. 114.96 Crore.
- 7 The Bank has restructured 9203 MSME accounts and treated them as standard assets amounting to Rs.404.51 crore upto June 30, 2019 as per RBI Circular 2018-19 DBR No BP.BC. 18/21.04.048/2018-19 dated January 1, 2019 and maintained provision of Rs. 21.24 crore on such standard assets.
- 8 Deferred Tax Asset / Liability will be recognised at the year end.
- 9 The position of Investors' Complaints for the period from April 1, 2019 to June 30, 2019 is as under:

Pending complaints at the beginning of the Quarter	-	0
Complaints received during the Quarter	-	5
Complaints redressed during the Quarter	-	5
Closing balance at the end of the Quarter	-	0
- 10 The Provision Coverage Ratio of the Bank as on June 30, 2019 stood at 72.24%.
- 11 The figures of previous quarter ended March 31, 2019 are the balancing figures between audited figures in respect of full financial year (2018-19) and the unaudited published year to date figures up to the third quarter of the financial year 2018-19 period, which was subject to limited review.
- 12 Previous period/year figures have been regrouped /reclassified/rearranged wherever necessary.

<p>Place: Chennai Date : 23.07.2019</p>	 AJAY KUMAR SRIVASTAVA EXECUTIVE DIRECTOR	 K SWAMINATHAN EXECUTIVE DIRECTOR	 KARNAM SEKAR MANAGING DIRECTOR & CEO
-----------------------------------------------------------	--------------------------------------------------------------------------------------------------------------------------------------------------	-------------------------------------------------------------------------------------------------------------------------------------------	----------------------------------------------------------------------------------------------------------------------------------------------------





INDIAN OVERSEAS BANK
CENTRAL OFFICE, 763, ANNA SALAI, CHENNAI 600002
SEGMENT RESULTS FOR THE QUARTER ENDED 30TH JUNE 2019

Rs in Lakh


Particulars	Quarter ended 30.06.2019 (Reviewed)	Quarter ended 31.03.2019 (Audited)	Quarter ended 30.06.2018 (Reviewed)	Year ended 31.03.2019 (Audited)
1) Segment Revenue				
a) Treasury Operations	1 54 704	1 57 821	1 46 769	6 52 771
b) Corporate / Wholesale Banking	1 64 596	1 65 134	1 85 856	7 01 945
c) Retail Banking	1 71 208	1 79 764	1 91 653	7 41 775
d) Other Banking Operations	9 634	10 521	8 374	40 427
e) Unallocated	506	34 153	19	46 842
Total	5 00 648	5 47 393	5 32 671	21 83 760
Less: Inter segment Revenue	0	0	0	0
Income from Operations	5 00 648	5 47 393	5 32 671	21 83 760
2) Segment Results after Provisions & Before Tax				
a) Treasury Operations	29 688	27 681	23 913	1 45 535
b) Corporate / Wholesale Banking	- 3 940	(12,929)	11 942	13 511
c) Retail Banking	48 849	56 075	71 596	2 65 051
d) Other Banking Operations	7 742	8 279	6 695	33 578
e) Unallocated	477	34 044	- 944	45 709
Operating Profit	82 816	1 13 150	1 13 202	5 03 384
Less: Provisions and Contingencies	1 15 781	4 50 192	2 40 060	10 99 442
Profit After Provisions and before Tax	- 32 966	- 3 37 042	- 1 26 858	- 5 96 058
3) Segment Assets				
a) Treasury Operations	80 22 219	77 51 307	78 78 349	77 51 307
b) Corporate / Wholesale Banking	89 39 279	87 93 605	85 46 128	87 93 605
c) Retail Banking	68 17 204	74 79 978	67 74 014	74 79 978
d) Other Banking Operations	50 547	15 978	46 548	15 978
e) Unallocated	9 57 403	9 59 969	6 77 756	9 59 969
Total	247 86 652	250 00 837	239 22 795	250 00 837
4) Segment Liabilities				
a) Treasury Operations	78 02 016	75 30 039	76 85 255	75 30 039
b) Corporate / Wholesale Banking	87 04 627	85 30 873	83 52 537	85 30 873
c) Retail Banking	66 66 979	72 62 801	66 28 508	72 62 801
d) Other Banking Operations	6 017	35 519	21 902	35 519
e) Unallocated	4 199	5 616	2 041	5 616
Total	231 83 838	233 64 848	226 90 243	233 64 848
5) Capital Employed : Segment Assets-Segment Liabilities				
a) Treasury Operations	2 20 203	2 21 268	1 93 094	2 21 268
b) Corporate / Wholesale Banking	2 34 652	2 62 732	1 93 591	2 62 732
c) Retail Banking	1 50 225	2 17 177	1 45 506	2 17 177
d) Other Banking Operations	44 530	- 19 541	24 646	- 19 541
e) Unallocated	9 53 204	9 54 353	6 75 715	9 54 353
Total	16 02 814	16 35 989	12 32 552	16 35 989


Notes on Segment Reporting


1. Segment expenses and liabilities have been apportioned on the basis of average segment assets, wherever direct allocation is not possible.

2. Figures of the previous years/Current year/quarters have been regrouped / reclassified / rearranged wherever considered necessary to correspond with the current year /quarters classification / presentation

Chennai
23.07.2019


A JAY KUMAR SRIVASTAVA
 EXECUTIVE DIRECTOR


K SWAMINATHAN
 EXECUTIVE DIRECTOR


KARNAM SEKAR
 MANAGING DIRECTOR & CEO



Limited review report on unaudited quarterly standalone financial results of The Indian Overseas Bank pursuant to Regulation 33 of SEBI (Listing Obligations and Disclosure Requirements) Regulations, 2015

To
**The Board of Directors of
Indian Overseas Bank
Chennai**

1. We have reviewed the accompanying Statement of Unaudited Standalone Financial Results of Indian Overseas Bank ('the Bank') for the quarter ended June 30, 2019 ("the Statement"), being submitted by the Bank pursuant to the requirement of Regulation 33 of the SEBI (Listing Obligations and Disclosure Requirements) Regulations, 2015 read with Circular No. CIR/CFD/CMD/15/2015 dated November 30, 2015. The disclosures relating to "Pillar 3 under Basel III Capital Regulations", "Leverage Ratio" and "Liquidity Coverage Ratio" as have been disclosed on the Bank's website and in respect of which a link has been provided in the aforesaid statements have not been reviewed by us.
2. This Statement which is the responsibility of the Bank's Management and approved by the Board of Directors, has been prepared in accordance with recognition and measurement principles laid down in Accounting Standard 25 "Interim Financial Reporting" and other accounting principles generally accepted in India. Our responsibility is to issue a report on the Statement based on our review.
3. We conducted our review in accordance with the Standard on Review Engagement (SRE) 2410, "Review of Interim Financial Information Performed by the Independent Auditor of the Entity" issued by the Institute of Chartered Accountants of India. This standard requires that we plan and perform the review to obtain moderate assurance as to whether the Statement is free of material misstatement. A review is limited primarily to making inquiries of the bank's personnel and applying analytical and other review procedures applied to financial data and thus provides less assurance than an audit. A review is substantially less in scope than an audit conducted in accordance with the Standards on Auditing and consequently does not enable us to obtain assurance that we would become aware of all significant matters that might be identified in an audit. We have not performed an audit and accordingly, we do not express an audit opinion.



Contd...2

4. Attention is drawn to the fact that the figures for the 3 months ended 31st March 2019 as reported in these Standalone Financial Results are the balancing figures between figures in respect of the full previous financial year and the published year to date figures up to the third quarter of the previous financial year. The figures up to the end of the third quarter of previous financial year had only been reviewed and not subjected to audit.
5. The statement incorporates the relevant returns of 20 branches reviewed by us, 1 foreign branch reviewed by other auditors specially appointed for this purpose and unreviewed returns in respect of 3313 branches (including 48 Regional Offices and 7 Zonal Offices). In the conduct of our Review, we have relied on the review reports in respect of non-performing assets received from Inspection Officials of bank of 85 branches. These review reports cover 50.53 percent (of which 32.50 percent has been covered by us) of the advances portfolio of the bank. Apart from these review reports, in the conduct of our review, we have also relied upon various returns received from the branches of the bank.
6. Based on our review conducted as above, subject to limitation in scope as mentioned in Para 3 above, nothing has come to our attention that causes us to believe that the accompanying Unaudited Statements together with the Notes thereon, prepared in accordance with applicable accounting standards issued by the Institute of Chartered Accountants of India and other recognized accounting practices and policies have not disclosed the information required to be disclosed in terms of Regulation 33 of the SEBI (Listing Obligations and Disclosure Requirements) Regulations, 2015 read with Circular No. CIR/CFD/CMD/15/2015 dated November 30, 2015, read with RBI Circular No. 2016-17/29 dated 28th July 2016 with respect to half yearly / quarterly review of Public Sector Banks including the manner in which it is to be disclosed, or that it contains any material misstatement or that it has not been prepared in accordance with the relevant prudential norms issued by the Reserve Bank of India in respect of income recognition, asset classification, provisioning and other related matters.

Contd...3



7. Emphasis of Matter:

We draw attention to:

- a. Note No. 7 to the statement relating to MSME restructuring.
- b. Note No. 8 to the statement relating to recognition of Deferred Tax Asset/
Liability.

Our Opinion is not modified in respect of the above matters.

For **R SUBRAMANIAN AND COMPANY LLP**
Chartered Accountants
FRN 004137S/S200041


(R PRAKASH)

Partner

M.No.205869

UDIN: 19205869AAAAAQ6143



For **S A R C & ASSOCIATES**
Chartered Accountants
FRN 006085N


(CHETAN THAKKAR)

Partner

M.No. 114196

UDIN: 19114196AAAAAQ4395



For **PATRO & CO**
Chartered Accountants
FRN 310100E


(RAJENDRA PATRO)

Partner

M.No.019423

UDIN: 19019423AAAAAB4266



For **M. SRINIVASAN & ASSOCIATES**
Chartered Accountants
FRN 004050S


(M. SRINIVASAN)

Partner

M.No.022959

UDIN:19022959AAAAAN3980



Place : Chennai

Date : 23.07.2019



Indian Overseas Bank

Central Office
Chennai

Press Release

23.07.2019



Performance Highlights – 30.06.2019

Top Line – Milestones (Rs. Crores)

- > Deposits Rs. 221,171
- > Advances Rs. 147,606
- > Business Mix Rs. 368,777
- > CASA Rs. 84,145
- > CASA (%) 38.05

Bottom Line (Rs. Crores)

- > Operating Profit Rs. 828.15
- > Net Loss Rs. 342.08
- > Gross NPA (%) 22.53
- > Net NPA (%) 11.04

Key Performance indicators:

	Global	Domestic
CASA Ratio	38.05	38.38
Net Interest Margin	2.01	2.01
Cost of Deposit	5.37	5.45
Yield on Advances	7.22	7.36
Cost to Income Ratio	57.72	59.20

Net Loss is due to provisions and not due to operations

Performance Highlights For The Quarter Ended June 30, 2019 - YoY

1. **Total business** stood at Rs. 3,68,777 crore as on 30th June 2019 as against Rs. 3,61,928 crore as on 30th June 2018.
2. **Total deposits** increased to Rs.2,21,171 crore as on 30th June 2019 as against Rs. 2,13,168 crore as on 30th June 2018.
3. **CASA of the Bank** improved to **38.05 %** as on 30th June 2019 as against **36.85%** as on 30th June 2018. Total CASA has increased from Rs. 78560 crores as on 30.06.2018 to Rs. 84145 crores as on 30.06.2019, SB (Savings Bank) registered 5.81% YoY growth as at 30th June '19 over 30th June '18.





4. **Gross Advances** stood at Rs. 147606 crore as on 30th June 2019 as against Rs. 1,48,760 crore as on 30th June 2018. The Bank has evolved a policy of not taking fresh exposures in stressed sectors, below hurdle rated accounts and BB and below rated accounts. The Bank has also exited from accounts in the stressed sectors.

The Bank has rebalanced the credit portfolio with RAM's (Retail, Agri and MSME) share of total domestic advances improving from 66.04 % to 68.07% YoY (June'19 over June'18). Bank also increased its share of A and above rated accounts by 25.05 % over June '18 and 4.55% over March'2019

5. **MSME Segment** grew by 1.46% YoY (June'19 over June'18).
6. **Retail Segment** grew by 11.17% YoY (June '19 over June '18).
7. **Operating Profit for Quarter ended 30th June 2019 stood at Rs.828.15 crore as against Rs. 1132.03 crore for the quarter ended 30th June 2018.**
8. **Provisions & Contingencies** for quarter ended June'19 is Rs. 1,170.24 crore as against Rs. 2051.47 crore for quarter ended June'18.
9. **Net Profit:** Net Loss for the quarter ended 30th June 2019 is Rs.342.08 crore as against Rs. 919.44 crore for the quarter ended 30th June 2018.
10. **Total income for the quarter ended 30th June 2019 is Rs.5,006.48 crore as against Rs. 5,326.71 crore for the quarter ended 30th June 2018.**
11. **Interest income registered a growth of 2.07% YoY**, increasing to Rs. 4,336.39 crore for the quarter ended 30th June 2019 as against Rs. 4248.60 crore for the quarter ended 30th June 2018
12. **Non-interest income** is Rs.670.09 crore for the quarter ended 30th June 2019 as against Rs. 1078.11crore for the quarter ended 30th June 2018.
13. **Total Expenditure** decreased marginally from Rs.4194.68 crore for the quarter ended 30th June 2018 to Rs.4178.32 crore for the quarter ended 30th June 2019.





- 14. NPA MANAGEMENT: Gross NPA** as at 30th June 2019 is at Rs. 33262 crore with ratio of 22.53 % as against Rs. 38146 crore with ratio of 25.64% as on 30th June 2018.
- 15. Total recovery** of Rs. 2238 crore achieved for quarter ended June '19 as against the recovery of Rs. 3389 crore during quarter ended June '18 while the total fresh slippage (other than debits to existing NPA accounts) for quarter ended June '19 stood at Rs. 2,050 crore. Recovery achieved is higher than slippages during the quarter mainly due to focused efforts towards recovery.
- 16. Net NPA** is at Rs. 14174 crore with ratio of 11.04% as on 30th June 2019 as against Rs. 19642 crore with ratio of 15.10% as on 30th June 2018, reducing it by Rs. 5468 crore in absolute terms.
- 17. Provision Coverage Ratio is improved to 72.24 % as on 30th June 2019 as against 61.10% as on 30th June 2018.**

Performance Highlights for the Quarter ended June 30, 2019 QoQ (Sequential)

- 1. Total business** stood at Rs. 3,68,777 crore as on 30th June 2019 as against Rs. 3,74,530 crore as on 31st March 2019.
- 2. Total deposits** stood at Rs. 2,21,171 crore as on 30th June 2019 as against Rs. 2,22,534 crore as on 31st March 2019.
- 3. CASA** of the Bank stood at 38.05 % as on 30th June 2019 as against 38.30% as on 31st March 2019.
- 4. Gross Advances** stood at Rs. 1,47,606 crore as on 30th June 2019 as against Rs. 1,51,996 crore as on 31st March 2019, as part of consolidation and reducing concentration risk.
- 5. Operating Profit** for Quarter ended 30th June 2019 stood at Rs. 828 crore as against Rs. 1132 crore for the quarter ended 31st March 2019.
- 6. Net Profit: Net loss** for the quarter ended 30th June 2019 reduced to Rs. 342 crore as against Rs. 1985 crore for quarter ended 31st March 2019, mainly due to lower provisioning and improved recovery.





7. **Total income** for the quarter ended 30th June 2019 is Rs. 5006 crore as against Rs. 5474 crore for the quarter ended 31st March 2019.
8. **Interest income** stood at Rs. 4336 crore for the quarter ended 30th June 2019 as against Rs. 4556 crore for the quarter ended 31st March 2019
9. **Non-interest income** is Rs. 670 crore for the quarter ended 30th June 2019 as against Rs. 917 crore for the quarter ended 31st March 2019
10. **Total Expenditure reduced by 3.78%** from Rs. 4342 crore for the quarter ended 31st March 2019 to Rs.4178 crore for the quarter ended 30th June 2019.
11. **NPA MANAGEMENT: Gross NPA** as at 30th June 2019 is at Rs. 33,262 crore with ratio of 22.53% as against Rs. 33398 crore with ratio of 21.97% as at 31st March 2019. The increase is due to prudential provision made in stressed assets proactively.
12. **Total recovery** of Rs. 2,238 crore achieved for quarter ended June '19 as against Rs. 4102 crore achieved for quarter ended March '19 while the total fresh slippage (other than debits to existing NPA accounts) for quarter ended June'19 stood at Rs. 2,050 crore. Recovery achieved is higher than slippages during the quarter mainly due to focused efforts towards recovery.
13. **Net NPA as at 30th June 2019 stood at Rs. 14174 crore with ratio of 11.04 % as against Rs. 14368 crore with ratio of 10.81% as on 31st March 2019 thus** reducing it by Rs. 194 crore in absolute terms.
14. **Provision Coverage Ratio is improved to 72.24 % as against 71.39% as on 31st March 2019.**

➤ **CAPITAL ADEQUACY RATIO (CRAR):**

Particulars	Basel III as on 30.06.2019	Regulatory Requirement
CET I	7.59%	5.50%
CCB in CET1	2.09%	1.875%
Tier I	7.62%	7.00%
Tier II	2.40 %	2.00%
Total CRAR	10.02%	9.00%*

* Excluding CCB





➤ **KEY FINANCIAL RATIOS:**

- **Credit Deposit Ratio** is 66.74 % as on 30.06.2019 as against 68.30% as on 31.03.2019 and 69.79% as on 30.06.2018.
- **Average Cost of Deposit** is 5.37 % as on 30.06.2019 as against 5.32% as on 30.06.2018.
- **Average Yield on Advances improved by 10 bps** and is 7.22% as on 30.06.2019 as against 7.12% as on 30.06.2018.
- **Cost to Income Ratio** is 57.72% as on 30.06.2019
- **Net Interest Margin improved by 9 bps** and is 2.01% for quarter ended 30.06.2019 as against 1.92% as on 30.06.2018 .

➤ **Awards**

NABARD has awarded Indian Overseas Bank, the Second prize among the Public Sector Commercial Banks for excellence in performance under SHG Bank Linkage Programme in the State of Tamil Nadu and Chattishgarh for the year 2018-19.

➤ **IT & Digital Banking initiatives**

- End-to-End Automation of Online Credit Proposal Processing from Sourcing (Application) to Disbursal extended to 3 schemes in Retail and 2 schemes in MSME. Online Processing from Sourcing to Sanction extended to one scheme in Retail and one Scheme in Agri.
- Automation of 15G/15H declaration forms in CBS & IOB Online.
- Automation of Charges thereby preventing leakage of income.
- NCMC (National Common Mobility Card) - Integration through Net Banking implemented.
- Integration in Finacle for Account Opening through E-KYC. This will facilitate opening accounts using Aadhaar authentication.

