

Ador Multiproducts Limited



Regd. Off:
Ador House, 5th Floor,
6 K Dubash Marg, Fort,
Mumbai - 400001
Tel.: (91) 22 66239300
Email: cs.adormultiproducts@gmail.com
www.adormultiproducts.com
CIN: L85110MH1948PLC310253

Date: 01st November, 2018

To
The Manager Listing Department,
Corporate Relationship Department
Bombay Stock Exchange Limited
1st Floor, New Trading Ring, Rotunda Building,
P.J. Towers, Dalal Street, Fort,
Mumbai- 400 001

Dear Sir,

Sub: Unaudited financial and segment-wise results for the quarter and half year ended September 30, 2018

Scrip Code: BSE-523120

In compliance of regulation 30 & 33 of the SEBI (LODR) Regulations 2015, we are pleased to submit the unaudited financial and segment wise results for the quarter and half year ended September 30, 2018 (Consolidated as well as standalone) along with limited review report on the results (Consolidated as well as standalone), in the prescribed format, issued by M/s. Srinivas & Subbalakshmi Associates, statutory auditor of the company.

Request you to please take the details on record.

Thanking you,

Yours faithfully,

**By orders of the Board of Directors of
Ador Multi Products Limited**

Sd/-

**Deep A Lalvani
Chairman & Whole-time Director
DIN: 01771000**



ADOR MULTI PRODUCTS LIMITED

Regd. Off : 5th Floor, 6 K Dubash Marg, Fort Mumbai - 400 001

CIN:L85110MH1948PLC310253 Website : www.adormultiproducts.com E-mail : info@adormultiproducts.com

STANDALONE UN AUDITED FINANCIAL RESULTS FOR THE HALF YEAR ENDED SEP 30, 2018

. In lakh Except EPS)

SR. NO	PARTICULAR	For the Quarter			For the Half year		Year
		ended	ended	ended	ended	ended	ended
		30/09/2018	30/06/2018	30/09/2017	30/09/2018	30/09/2017	31/03/2018
		(Un Audited)	(Un Audited)	(Un Audited)	(Un Audited)	(Un Audited)	Audited
1	Income from operations:						
	(a) Net Sales/ Income from Operation	172.71	199.80	159.53	372.51	331.09	691.65
	(b) Other operating Income	0.19	0.26	-	0.45	0.12	0.60
	Total income from operation (net)	172.90	200.06	159.53	372.96	331.21	692.25
	Less: Excise duty	-	-	-	-	35.01	35.01
		172.90	200.06	159.53	372.96	296.20	657.24
2	Other income	3.48	2.98	3.60	6.46	6.87	16.13
3	Total Income (1+2)	176.38	203.04	163.13	379.42	303.07	673.37
4	Expenses:						
	(a) Cost of material consumed	126.33	138.44	114.06	264.77	228.61	477.08
	(b) Purchase of stock-in-trade	-	-	-	-	0.00	0.00
	(c) Changes in inventories of finished goods,work-in-progress and stock-in-trade	(4.57)	0.00	5.61	(4.57)	1.19	0.05
	(d) Finance cost	1.70	1.77	6.47	3.47	14.24	17.96
	(e) Employee benefits expense	37.60	40.27	30.88	77.87	61.07	132.24
	(f) Depreciation and amortization expense	4.43	2.39	2.77	6.82	5.56	12.11
	(g) Others Exp.	35.52	26.52	23.37	62.04	43.65	127.57
	Total expenses	201.01	209.39	183.16	410.40	354.32	767.01
5	Profit before exceptional and extraordinary items and tax (3-4)	(24.63)	(6.35)	(20.03)	(30.98)	(51.25)	(93.64)
6	Exceptional items	-	-	-	-	-	-
7	Profit before extraordinary items and tax (5-6)	(24.63)	(6.35)	(20.03)	(30.98)	(51.25)	(93.64)
8	Extraordinary items	-	-	-	-	-	-
9	Profit before Tax (7-8)	(24.63)	(6.35)	(20.03)	(30.98)	(51.25)	(93.64)
10	Tax expense: Current Tax	-	-	-	-	-	5.46
	Less: MAT Credit	-	-	-	-	-	-
	Deferred Tax	(6.16)	(1.59)	-	(7.75)	0.00	(2.25)
11	Profit(Loss) for the period from continuing operations (9-10)	(18.47)	(4.76)	(20.03)	(23.23)	(51.25)	(96.85)
12	Profit(Loss) for the period from discontinuing operations	-	-	-	-	-	-
13	Tax expense of discontinuing operations	-	-	-	-	-	-
14	Profit(Loss) from discontinuing operations (after tax) (12-13)	-	-	-	-	-	-
15	Profit/(loss) for the period (11+14)	(18.47)	(4.76)	(20.03)	(23.23)	(51.25)	(96.85)
16	Other Comprehensive Income	(0.34)	0.84	-	0.50	-	(0.71)
	A. (i) item that will not be reclassified to profit or loss	-	-	-	-	-	-
	(ii) Income tax relating to items that will not be reclassified to profit or loss	-	-	-	-	-	-
	B. (i) Item that will be reclassified to profit or loss	-	-	-	-	-	-
	profit or loss	-	-	-	-	-	-
17	Total Comprehensive Income for the period (15+16) (Comprising/Profit/ (loss) and Other comprehensive Income for the period)	(18.81)	(3.92)	(20.03)	(22.73)	(51.25)	(97.56)
	Paid-up Equity Share capital(Rs.10/- per share)	286.42	286.42	286.42	286.42	286.42	286.42
18	Earning per equity share for (continuing operation)(for the quarter not annualised) (face value of Rs. 10/- each)						
	(1)Basic	(0.66)	(0.14)	(0.70)	(0.79)	(1.79)	(3.41)
	(2)Diluted	(0.66)	(0.14)	(0.70)	(0.79)	(1.79)	(3.41)
19	Earning per equity share for (discontinuing operation)(for the quarter not annualised) (face value of Rs. 10/- each)						
	(1)Basic	-	-	-	-	-	-
	(2)Diluted	-	-	-	-	-	-
20	operation)(for the quarter not annualised) (face value of Rs. 10/- each)						
	(1)Basic	(0.66)	(0.14)	(0.70)	(0.79)	(1.79)	(3.41)
	(2)Diluted	(0.66)	(0.14)	(0.70)	(0.79)	(1.79)	(3.41)

Notes:

- 1 Previous Period's figures have been re-grouped wherever necessary to facilitate comparison.
- 2 The above Financial Results have been approved at the meeting of the Board of Directors held on Nov 1, 2018

For ADOR MULTIPRODUCTS LTD.

Sd/-

Deep A Lavani
Chairman

Mumbai

Date : Nov 1, 2018



ADOR MULTI PRODUCTS LIMITED

Regd. Off : 5th Floor, 6 K Dubash Marg, Fort Mumbai - 400 001

CIN:L85110MH1948PLC310253 Website : www.adormultiproducts.com E-mail : info@adormultiproducts.com

STANDALONE SEGMENT WISE REVENUE, RESULTS AND CAPITAL EMPLOYED SEP 30, 2018

(Rs. In lakh Except EPS)

Sl. No.	Particulars	For the Quarter			For the Half Year		Year
		ended	ended	ended	ended	ended	ended
		30/09/2018	30/06/2018	30/09/2017	30/09/2018	30/09/2017	31/03/2018
		(Un Audited)	(Un Audited)	(Un Audited)	(Un Audited)	(Un Audited)	Audited
1	Segment Revenue						
	a. Personal care products	172.71	199.80	159.53	372.51	331.09	691.65
	b. Trading	-	-	-	-	-	-
	c. Other operating income	0.19	0.26	0.00	0.45	0.12	0.60
		172.90	200.06	159.53	372.96	331.21	692.25
	d. Other income	3.48	2.98	3.60	6.46	6.87	16.13
	Total	176.38	203.04	163.13	379.42	338.08	708.38
2	Segment Results						
	a. Personal care products	(22.93)	(4.58)	(13.56)	(27.51)	(37.01)	(75.68)
	b. Trading	-	-	-	-	-	-
	c. Unallocated / Other income	-	-	-	-	-	-
	Total	(22.93)	(4.58)	(13.56)	(27.51)	(37.01)	(75.68)
	Less: Interest	1.70	1.77	6.47	3.47	14.24	17.96
	Profit before tax	(24.63)	(6.35)	(20.03)	(30.98)	(51.25)	(93.64)
3	Capital Employed						
	(Segment assets less segment liabilities)						
	a. Personal care products	462.92	485.65	256.09	462.92	256.09	485.65
	b. Trading	-	-	-	-	-	-
	Total	462.92	485.65	256.09	462.92	256.09	485.65

For ADOR MULTIPRODUCTS LTD.

Mumbai
Date : Nov 1, 2018

Sd/-
Deep A Lalvani
Chairman

**ADOR MULTI PRODUCTS LIMITED**

Regd. Off : 5th Floor, 6 K Dubash Marg, Fort Mumbai - 400 001

CIN:L85110MH1948PLC310253 Website : www.adormultiproducts.com E-mail : info@adormultiproducts.com

PARTICULARS**Standalone Balance Sheet as at 30th September,2018****Rs. In lakhs**

Particulars	As at 30/09/2018	As at 31/03/2018
I. EQUITY AND LIABILITIES		
(1) Shareholder's Funds		
(a) Share Capital	286.42	286.42
(b) Other equity	176.50	199.23
(c) Money received against share warrants	-	-
Sub-total-Shareholder's funds	462.92	485.65
(2) Share application money pending allotment		
(3) Non-Current Liabilities		
(a) Long-term borrowings	-	-
(b) Deferred tax liabilities (Net)	-	-
(c) Other Long term liabilities	-	-
(d) Long term provisions	10.62	11.32
Sub-total-Non-current liabilities	10.62	11.32
(4) Current Liabilities		
(a) Short-term borrowings	-	-
(b) Trade payables	87.72	86.84
(c) Other Financial liabilities	45.16	49.98
(d) Short-term provisions	1.93	5.27
(e) Other current liabilities	41.94	44.85
Sub-total-current liabilities	176.75	186.94
Total	650.29	683.91
II.Assets		
(1) Non-current assets		
(a) Fixed assets	154.64	128.76
(b) Non-current investments	193.95	245.45
(c) Deferred tax assets (net)	(37.19)	(44.94)
(d) Long term loans and advances	-	-
(e) Other non-current assets	-	-
Sub-total-Non-current assests	311.40	329.27
(2) Current assets		
(a) Current investments	-	-
(b) Inventories	95.02	88.66
(c) Trade receivables	164.32	157.25
(d) Cash and Bank Balances	33.36	61.29
(e) Short-term loans and advances	21.97	16.41
(f) Other current assets	24.22	31.03
Sub-total-current assests	338.89	354.64
Total	650.29	683.91

For ADOR MULTIPRODUCTS LIMITED

Mumbai
Date : Nov 1, 2018Sd/-
DEEP A. LALVANI
Chairman



ADOR MULTI PRODUCTS LIMITED

Regd. Off : 5th Floor, 6 K Dubash Marg, Fort Mumbai - 400 001

CIN:L85110MH1948PLC310253 Website : www.adormultiproducts.com E-mail : info@adormultiproducts.com

CONSOLIDATED AUDITED FINANCIAL RESULTS FOR THE HALF YEAR ENDED SEPTEMBER 30, 2018

(Rs. In lakh Except EPS)

SR. NO	PARTICULAR	For the Quarter						For the Half Year	
		ended	ended	ended	ended	ended	ended	Year	
		30/09/2018	30/06/2018	30/09/2017	30/09/2018	30/09/2017	31/03/2018		
		(Un Audited)	(Un Audited)	(Un Audited)	(Un Audited)	(Un Audited)	Audited		
1	Income from operations:								
	(a) Net Sales/ Income from Operation	172.71	199.80	165.00	372.51	340.75	691.65		
	(b) Other operating Income	0.19	0.26	0.00	0.45	0.12	0.60		
	Total income from operation (net)	172.90	200.06	165.00	372.96	340.87	692.25		
	Less: Excise duty	-	-	-	-	35.01	35.01		
		172.90	200.06	165.00	372.96	305.86	657.24		
2	Other income	3.48	2.98	3.96	6.46	9.39	16.13		
3	Total Income (1+2)	176.38	203.04	168.96	379.42	315.25	673.37		
4	Expenses:								
	(a) Cost of material consumed	126.33	138.44	114.06	264.77	228.61	477.08		
	(b) Purchase of stock-in-trade	0.00	0.00	4.95	0.00	12.27	0.00		
	(c) Changes in inventories of finished goods,work-in-progress and stock-in-trade	(4.57)	0.00	3.72	(4.57)	(5.64)	0.05		
	(d) Finance cost	1.70	1.77	8.98	3.47	17.08	17.96		
	(e) Employee benefits expense	37.60	40.27	35.73	77.87	71.18	132.24		
	(f) Depreciation and amortization expense	4.43	2.39	3.46	6.82	6.96	12.11		
	(g) Others Exp.	35.52	26.52	31.85	62.04	63.49	127.57		
	Total expenses	201.01	209.39	202.75	410.40	393.95	767.01		
5	Profit before exceptional and extraordinary items and tax (3-4)	(24.63)	(6.35)	(33.79)	(30.98)	(78.70)	(93.64)		
6	Exceptional items	-	-	-	-	-	-		
7	Profit before extraordinary items and tax (5-6)	(24.63)	(6.35)	(33.79)	(30.98)	(78.70)	(93.64)		
8	Extraordinary items	-	-	-	-	-	-		
9	Profit before Tax (7-8)	(24.63)	(6.35)	(33.79)	(30.98)	(78.70)	(93.64)		
10	Tax expense: Current Tax	-	-	-	-	-	5.46		
	Less: MAT Credit	-	-	-	-	-	0.00		
	Deferred Tax	(6.16)	(1.59)	0.00	(7.75)	-	-2.25		
11	Profit(Loss) for the period from continuing operations (9-10)	(18.47)	(4.76)	(33.79)	(23.23)	(78.70)	(96.85)		
12	Profit(Loss) for the period from discontinuing operations	-	-	-	-	-	-		
13	Tax expense of discontinuing operations	-	-	-	-	-	-		
14	Profit(Loss) from discontinuing operations (after tax) (12-13)	-	-	-	-	-	-		
15	Profit/(loss) for the period (11+14)	(18.47)	(4.76)	(33.79)	(23.23)	(78.70)	(96.85)		
16	Other Comprehensive Income	(11.51)	(13.23)	-	(24.74)	-	(62.95)		
	A. (i) item that will not be reclassified to profit or loss	-	-	-	-	-	-		
	(ii) Income tax relating to items that will not be reclassified to profit or loss	-	-	-	-	-	-		
	B. (i) Item that will be reclassified to profit or loss	-	-	-	-	-	-		
	(ii) Income tax relating to items that will be reclassified to profit or loss	-	-	-	-	-	-		
17	Total Comprehensive Income for the period (15+16) (Comprising/Profit/ (loss) and Other comprehensive Income for the period)	(29.98)	(17.99)	(33.79)	(47.97)	(78.70)	(159.80)		
	Paid-up Equity Share capital(Rs.10/- per share)	286.42	286.42	286.42	286.42	286.42	286.42		
18	Earning per equity share for (continuing operation)(for the quarter not annualised) (face value of Rs. 10/- each)								
	(1)Basic	(1.05)	(0.63)	(1.18)	(1.67)	(2.75)	(5.58)		
	(2)Diluted	(1.05)	(0.63)	(1.18)	(1.67)	(2.75)	(5.58)		
19	Earning per equity share for (discontinuing operation)(for the quarter not annualised) (face value of Rs. 10/- each)								
	(1)Basic	-	-	-	-	-	-		
	(2)Diluted	-	-	-	-	-	-		
20	Earning per equity share for (continuing and discontinuing operation)(for the quarter not annualised) (face value of Rs. 10/- each)								

(1)Basic	(1.05)	(0.63)	(1.18)	(1.67)	(2.75)	(5.58)
(2)Diluted	(1.05)	(0.63)	(1.18)	(1.67)	(2.75)	(5.58)

Notes:

- 1 The consolidated accounts pertain to Ador Multiproducts Limited and its Associate- 1908 E-Ventures Private Limited(to the extent of Thirty Eight percent)
- 2 Previous Period's figures have been re-grouped wherever necessary to facilitate comparison.
- 3 The above Financial Results have been approved at the meeting of the Board of Directors held on NOV 1, 2018

For ADOR MULTIPRODUCTS LTD.

Mumbai
Date : Nov 1, 2018

Sd/-
Deep A Lalvani
Chairman



ADOR MULTI PRODUCTS LIMITED

Regd. Off : 5th Floor, 6 K Dubash Marg, Fort Mumbai - 400 001

CIN:L85110MH1948PLC310253 Website : www.adormultiproducts.com E-mail : info@adormultiproducts.com

CONSOLIDATED SEGMENT WISE REVENUE, RESULTS AND CAPITAL EMPLOYED SEPTEMBER 30, 2018

(Rs. In lakh Except EPS)

Sl. No.	Particulars	For the Quarter			For the Half Year		
		ended	ended	ended	ended	ended	ended
		30/09/2018	30/06/2018	30/09/2017	30/09/2018	30/09/2017	31/03/2018
		(Un Audited)	(Un Audited)	(Un Audited)	(Un Audited)	(Un Audited)	Audited
1	Segment Revenue						
	a. Personal care products	172.71	199.80	165.00	372.51	340.75	691.65
	b. Trading	-	-	-	-	-	-
	c. Other operating income	0.19	0.26	0.00	0.45	0.12	0.60
	Total	172.90	200.06	165.00	372.96	340.87	692.25
	d. Other income	3.48	2.98	3.96	6.46	9.39	16.13
	Total	176.38	203.04	168.96	379.42	350.26	708.38
2	Segment Results						
	a. Personal care products	(22.93)	(4.58)	(24.81)	(27.51)	(61.62)	(75.68)
	b. Trading	-	-	-	-	-	-
	c. Unallocated / Other income	-	-	-	-	-	-
	Total	(22.93)	(4.58)	(24.81)	(27.51)	(61.62)	(75.68)
	Less: Interest	1.70	1.77	8.98	3.47	17.08	17.96
	Profit before tax	(24.63)	(6.35)	(33.79)	(30.98)	(78.70)	(93.64)
3	Capital Employed						
	(Segment assets less segment liabilities)						
	a. Personal care products	331.69	344.92	231.99	331.69	218.30	380.18
	b. Trading	-	-	-	-	-	-
	Total	331.69	344.92	231.99	331.69	218.30	380.18

For ADOR MULTIPRODUCTS LTD.

Mumbai
Date : Nov 1, 2018

Sd/-
Deep A.Lalvani
Chairman

**ADOR MULTIPRODUCTS LIMITED**Regd. Off : Regd. Off : 5th Floor, 6 K Dubash Marg, Fort Mumbai - 400 001
website : www.adormultiproducts.com / e-mail : amplblr@yahoo.co.in**PARTICULAR****Consolidated Balance Sheet as at 30th September,2018**

Particulars	As at 30/09/2018	As at 31/03/2018
I. EQUITY AND LIABILITIES		
(1) Shareholder's Funds		
(a) Share Capital	286.42	286.42
(b) Other equity	45.27	93.76
(c) Money received against share warrants	-	-
Sub-total-Shareholder's funds	331.69	380.18
(2) Share application money pending allotment		
(3) Non-Current Liabilities		
(a) Long-term borrowings	-	-
(b) Deferred tax liabilities (Net)	-	-
(c) Other Long term liabilities	-	-
(d) Long term provisions	10.62	11.32
Sub-total-Non-current liabilities	10.62	11.32
(4) Current Liabilities		
(a) Short-term borrowings		
(b) Trade payables	87.72	86.84
(c) Other Financial liabilities	45.16	49.98
(d) Short-term provisions	1.93	5.27
(e) Other current liabilities	41.94	44.85
Sub-total-current liabilities	176.75	186.94
Total	519.06	578.44
II.Assets		
(1) Non-current assets		
(a) Fixed assets	154.64	128.76
(b) Non-current investments	62.72	139.98
(c) Deferred tax assets (net)	(37.19)	(44.94)
(d) Long term loans and advances		
(e) Other non-current assets		
Sub-total-Non-current assests	180.17	223.80
(2) Current assets		
(a) Current investments		
(b) Inventories	95.02	88.66
(c) Trade receivables	164.32	157.25
(d) Cash and Bank Balances	33.36	61.29
(e) Short-term loans and advances	21.97	16.41
(f) Other current assets	24.22	31.03
Sub-total-current assests	338.89	354.64
Total	519.06	578.44

For ADOR MULTIPRODUCTS LIMITED

Mumbai
Date : Nov 1, 2018Sd/-
DEEP A. LALVANI
Chairman




Limited Review Report – Standalone

To the Board of Directors of Ador Multiproducts Limited

1. We have reviewed the accompanying statement of unaudited standalone financial results (Statement) of **Ador Multiproducts Limited** ('the Company') for the period ended September 30, 2018, attached herewith, being submitted by the Company pursuant to the requirements of Regulation 33 of the SEBI (Listing Obligations and Disclosure Requirements) Regulations, 2015 as modified by Circular number CIR/CFD/FAC/62/2016 dated July 5, 2016. This statement is the responsibility of the Company's Management and has been approved by the Board of Directors at their meeting held on November 1, 2018. Our responsibility is to issue a report on the Statement based on our review.
2. We conducted our review in accordance with the Standard on Review Engagement (SRE) 2400, Engagements to Review Financial Statements, issued by the Institute of Chartered Accountants of India. This standard requires that we plan and perform the review to obtain moderate assurance as to whether the Statement is free of material misstatement. A review is limited primarily to inquiries of Company personnel and analytical procedures, applied to financial data and thus provides less assurance than an audit. We have not performed an audit and accordingly, we do not express an audit opinion.
3. Based on our review conducted as above, nothing has come to our attention that causes us to believe that the accompanying statement prepared in accordance with applicable Indian Accounting Standards specified under Section 133 of the Companies Act, 2013 and SEBI circulars CIR/CFD/CMD/15/2015 dated November 30, 2015, and CIR/CFD/FAC/62/2016 dated July 5, 2016, and other recognised accounting practices and policies has not disclosed the information required to be disclosed in accordance with the requirements of Regulations 33 of the SEBI (Listing Obligations and Disclosure Requirements) Regulations, 2015, including the manner in which it is to be disclosed or that it contains any material misstatement.

For Srinivas & Subbalakshmi
Chartered Accountants
Firm Registration no.:011350S


J H Madan Srinivas
Partner
Membership No: 021643
Place: Bengaluru
Date: November 1, 2018



Head Office:

No. 237, 2nd Cross,
Cambridge Layout, Halasuru,
Bangalore - 560 008.
Ph : 080-25551372
e-mail : sriandsub@gmail.com
Website : www.sriandsub.com

Branch Office:

HS1, Vikram Visthara Enclave,
Madurai Dindigal Main Road, Paravai Post,
Villangudi, Madurai - 625 402
Ph : +91 8754028105
E-mail : sands.madurai@gmail.com




Limited Review Report - Consolidated

To the Board of Directors of Ador Multiproducts Limited

1. We have reviewed the accompanying statement of unaudited consolidated financial results (Statement) of **Ador Multiproducts Limited** ('the Company') for the period ended September 30, 2018, attached herewith, being submitted by the Company pursuant to the requirements of Regulation 33 of the SEBI (Listing Obligations and Disclosure Requirements) Regulations, 2015 as modified by Circular number CIR/CFD/FAC/62/2016 dated July 5, 2016. This statement is the responsibility of the Company's Management and has been approved by the Board of Directors. Our responsibility is to issue a report on the Statement based on our review.
2. We conducted our review in accordance with the Standard on Review Engagement (SRE) 2400, Engagements to Review Financial Statements, issued by the Institute of Chartered Accountants of India. This standard requires that we plan and perform the review to obtain moderate assurance as to whether the Statement is free of material misstatement. A review is limited primarily to inquiries of Company personnel and analytical procedures, applied to financial data and thus provides less assurance than an audit. We have not performed an audit and accordingly, we do not express an audit opinion.
3. Based on our review conducted as above, nothing has come to our attention that causes us to believe that the accompanying statement prepared in accordance with applicable Indian Accounting Standards specified under Section 133 of the Companies Act, 2013 and SEBI circulars CIR/CFD/CMD/15/2015 dated November 30, 2015, and CIR/CFD/FAC/62/2016 dated July 5, 2016, and other recognised accounting practices and policies has not disclosed the information required to be disclosed in accordance with the requirements of Regulations 33 of the SEBI (Listing Obligations and Disclosure Requirements) Regulations, 2015, including the manner in which it is to be disclosed or that it contains any material misstatement.

For Srinivas & Subbalakshmi
Chartered Accountants
Firm Registration no.:011350S


J H Madan Srinivas
Partner
Membership No: 021643
Place: Bengaluru
Date: November 1, 2018



Head Office:

No. 237, 2nd Cross,
Cambridge Layout, Halasuru,
Bangalore - 560 008.
Ph : 080-25551372
e-mail : sriandsub@gmail.com
Website : www.sriandsub.com

Branch Office:

HS1, Vikram Visthara Enclave,
Madurai Dindigal Main Road, Paravai Post,
Villangudi, Madurai - 625 402
Ph : +91 8754028105
E-mail : sands.madurai@gmail.com

Ador Multiproducts Limited

Regd Office :

5th Floor, 6 K Dubash Marg,
Fort, Mumbai 400 001.

Tel : + 91 22 6623 9300

CIN: L85110MH1948PLC310253

Email id: info@adormultiproducts.com

Website : www.adormultiproducts.com

Date: 01st November, 2018



Bengaluru Factory: A-13, 3rd Stage,

Peenya Industrial Estate, Bengaluru - 560 058.

Phone: (080) 2836 0271 Email: amplblr@yahoo.co.in

Puducherry Factory: A-4 & 5, Rural Industrial Estate,
Kattukuppam, Manapet Post, Puducherry - 607 402.

Tel: 91- 413 - 2611501 Email: amplpdy@yahoo.com

To
The Manager Listing Department,
Corporate Relationship Department
Bombay Stock Exchange Limited
1st Floor, New Trading Ring, Rotunda Building,
P.J. Towers, Dalal Street, Fort,
Mumbai- 400 001

Dear Sir,

Sub: Unaudited financial and segment-wise results for the quarter and half year ended September 30, 2018

Scrip Code: BSE-523120

In compliance of regulation 30 & 33 of the SEBI (LODR) Regulations 2015, we are pleased to submit the unaudited financial and segment wise results for the quarter and half year ended September 30, 2018 (Consolidated as well as standalone) along with limited review report on the results (Consolidated as well as standalone), in the prescribed format, issued by M/s. Srinivas & Subbalakshmi Associates, statutory auditor of the company.

Request you to please take the details on record.

Thanking you,

Yours faithfully,

**By orders of the Board of Directors of
Ador Multi Products Limited**

A handwritten signature in dark ink, appearing to read "D Lalvani", is written over the typed name.

**Deep A Lalvani
Chairman & Whole-time Director
DIN: 01771000**



ADOR MULTI PRODUCTS LIMITED

Regd. Off : 5th Floor, 6 K Dubash Marg, Fort Mumbai - 400 001

CIN:L85110MH1948PLC310253 Website : www.adormultiproducts.com E-mail : info@adormultiproducts.com

STANDALONE UN AUDITED FINANCIAL RESULTS FOR THE HALF YEAR ENDED SEP 30, 2018


In lakh Except EPS)

SR. NO	PARTICULAR	For the Quarter			For the Half year		Year
		ended	ended	ended	ended	ended	ended
		30/09/2018 (Un Audited)	30/06/2018 (Un Audited)	30/09/2017 (Un Audited)	30/09/2018 (Un Audited)	30/09/2017 (Un Audited)	31/03/2018 Audited
1	Income from operations:						
	(a) Net Sales/ Income from Operation	172.71	199.80	159.53	372.51	331.09	691.65
	(b) Other operating Income	0.19	0.26	-	0.45	0.12	0.60
	Total income from operation (net)	172.90	200.06	159.53	372.96	331.21	692.25
	Less: Excise duty	-	-	-	-	35.01	35.01
		172.90	200.06	159.53	372.96	296.20	657.24
2	Other income	3.48	2.98	3.60	6.46	6.87	16.13
3	Total Income (1+2)	176.38	203.04	163.13	379.42	303.07	673.37
4	Expenses:						
	(a) Cost of material consumed	126.33	138.44	114.06	264.77	228.61	477.08
	(b) Purchase of stock-in-trade	-	-	-	-	0.00	0.00
	(c) Changes in inventories of finished goods,work-in-progress and stock-in-trade	(4.57)	0.00	5.61	(4.57)	1.19	0.05
	(d) Finance cost	1.70	1.77	6.47	3.47	14.24	17.96
	(e) Employee benefits expense	37.60	40.27	30.88	77.87	61.07	132.24
	(f) Depreciation and amortization expense	4.43	2.39	2.77	6.82	5.56	12.11
	(g) Others Exp.	35.52	26.52	23.37	62.04	43.65	127.57
	Total expenses	201.01	209.39	183.16	410.40	354.32	767.01
5	Profit before exceptional and extraordinary items and tax (3-4)	(24.63)	(6.35)	(20.03)	(30.98)	(51.25)	(93.64)
6	Exceptional items	-	-	-	-	-	-
7	Profit before extraordinary items and tax (5-6)	(24.63)	(6.35)	(20.03)	(30.98)	(51.25)	(93.64)
8	Extraordinary items	-	-	-	-	-	-
9	Profit before Tax (7-8)	(24.63)	(6.35)	(20.03)	(30.98)	(51.25)	(93.64)
10	Tax expense: Current Tax	-	-	-	-	-	5.46
	Less: MAT Credit	-	-	-	-	-	-
	Deferred Tax	(6.16)	(1.59)	-	(7.75)	0.00	(2.25)
11	Profit(Loss) for the period from continuing operations (9-10)	(18.47)	(4.76)	(20.03)	(23.23)	(51.25)	(96.85)
12	Profit(Loss) for the period from discontinuing operations	-	-	-	-	-	-
13	Tax expense of discontinuing operations	-	-	-	-	-	-
14	Profit(Loss) from discontinuing operations (after tax) (12-13)	-	-	-	-	-	-
15	Profit/(loss) for the period (11+14)	(18.47)	(4.76)	(20.03)	(23.23)	(51.25)	(96.85)
16	Other Comprehensive Income	(0.34)	0.84	-	0.50	-	(0.71)
	A. (i) item that will not be reclassified to profit or loss	-	-	-	-	-	-
	(ii) income tax relating to items that will not be reclassified to profit or loss	-	-	-	-	-	-
	B. (i) item that will be reclassified to profit or loss	-	-	-	-	-	-
	profit or loss	-	-	-	-	-	-
17	Total Comprehensive Income for the period (15+16) (Comprising/Profit/ (loss) and Other comprehensive Income for the period)	(18.81)	(3.92)	(20.03)	(22.73)	(51.25)	(97.56)
	Paid-up Equity Share capital(Rs.10/- per share)	286.42	286.42	286.42	286.42	286.42	286.42
18	Earning per equity share for (continuing operation)(for the quarter not annualised) (face value of Rs. 10/- each)						
	(1)Basic	(0.66)	(0.14)	(0.70)	(0.79)	(1.79)	(3.41)
	(2)Diluted	(0.66)	(0.14)	(0.70)	(0.79)	(1.79)	(3.41)
19	Earning per equity share for (discontinuing operation)(for the quarter not annualised) (face value of Rs. 10/- each)						
	(1)Basic	-	-	-	-	-	-
	(2)Diluted	-	-	-	-	-	-
20	operation)(for the quarter not annualised) (face value of Rs. 10/- each)						
	(1)Basic	(0.66)	(0.14)	(0.70)	(0.79)	(1.79)	(3.41)
	(2)Diluted	(0.66)	(0.14)	(0.70)	(0.79)	(1.79)	(3.41)

Notes:

- 1 Previous Period's figures have been re-grouped wherever necessary to facilitate comparison.
- 2 The above Financial Results have been approved at the meeting of the Board of Directors held on Nov 1, 2018

For ADOR MULTIPRODUCTS LTD.


Deep A Lalvani
Chairman

Mumbai

Date : Nov 1, 2018



ADOR MULTI PRODUCTS LIMITED

Regd. Off : 5th Floor, 6 K Dubash Marg, Fort Mumbai - 400 001

CIN:L85110MH1948PLC310253 Website : www.adormultiproducts.com E-mail : info@adormultiproducts.co

PARTICULARS

Standalone Balance Sheet as at 30th September, 2018

Rs. In lakhs

Particulars	As at 30/09/2018	As at 31/03/2018
I. EQUITY AND LIABILITIES		
(1) Shareholder's Funds		
(a) Share Capital	286.42	286.42
(b) Other equity	176.50	199.23
(c) Money received against share warrants	-	-
Sub-total-Shareholder's funds	462.92	485.65
(2) Share application money pending allotment		
(3) Non-Current Liabilities		
(a) Long-term borrowings	-	-
(b) Deferred tax liabilities (Net)	-	-
(c) Other Long term liabilities	-	-
(d) Long term provisions	10.62	11.32
Sub-total-Non-current liabilities	10.62	11.32
(4) Current Liabilities		
(a) Short-term borrowings	-	-
(b) Trade payables	87.72	86.84
(c) Other Financial liabilities	45.16	49.98
(d) Short-term provisions	1.93	5.27
(e) Other current liabilities	41.94	44.85
Sub-total-current liabilities	176.75	186.94
Total	650.29	683.91
II.Assets		
(1) Non-current assets		
(a) Fixed assets	154.64	128.76
(b) Non-current investments	193.95	245.45
(c) Deferred tax assets (net)	(37.19)	(44.94)
(d) Long term loans and advances	-	-
(e) Other non-current assets	-	-
Sub-total-Non-current assests	311.40	329.27
(2) Current assets		
(a) Current investments	-	-
(b) Inventories	95.02	88.66
(c) Trade receivables	164.32	157.25
(d) Cash and Bank Balances	33.36	61.29
(e) Short-term loans and advances	21.97	16.41
(f) Other current assets	24.22	31.03
Sub-total-current assests	338.89	354.64
Total	650.29	683.91

For ADOR MULTIPRODUCTS LIMITED

Mumbai
Date : Nov 1, 2018DEEP A. LALVANI
Chairman



ADOR MULTI PRODUCTS LIMITED

Regd. Off : 5th Floor, 6 K Dubash Marg, Fort Mumbai - 400 001

CIN:L85110MH1948PLC310253 Website : www.adormultiproducts.com E-mail : info@adormultiproducts.com

STANDALONE SEGMENT WISE REVENUE, RESULTS AND CAPITAL EMPLOYED SEP 30, 2018

(Rs. In lakh Except EPS)

Sl. No.	Particulars	For the Quarter			For the Half Year		Year
		ended	ended	ended	ended	ended	ended
		30/09/2018 (Un Audited)	30/06/2018 (Un Audited)	30/09/2017 (Un Audited)	30/09/2018 (Un Audited)	30/09/2017 (Un Audited)	31/03/2018 Audited
1	Segment Revenue						
	a. Personal care products	172.71	199.80	159.53	372.51	331.09	691.65
	b. Trading	-	-	-	-	-	-
	c. Other operating income	0.19	0.26	0.00	0.45	0.12	0.60
		172.90	200.06	159.53	372.96	331.21	692.25
	d. Other income	3.48	2.98	3.60	6.46	6.87	16.13
	Total	176.38	203.04	163.13	379.42	338.08	708.38
2	Segment Results						
	a. Personal care products	(22.93)	(4.58)	(13.56)	(27.51)	(37.01)	(75.68)
	b. Trading	-	-	-	-	-	-
	c. Unallocated / Other income	-	-	-	-	-	-
	Total	(22.93)	(4.58)	(13.56)	(27.51)	(37.01)	(75.68)
	Less: Interest	1.70	1.77	6.47	3.47	14.24	17.96
	Profit before tax	(24.63)	(6.35)	(20.03)	(30.98)	(51.25)	(93.64)
3	Capital Employed						
	(Segment assets less segment liabilities)						
	a. Personal care products	462.92	485.65	256.09	462.92	256.09	485.65
	b. Trading	-	-	-	-	-	-
	Total	462.92	485.65	256.09	462.92	256.09	485.65

Mumbai
Date : Nov 1, 2018

For ADOR MULTIPRODUCTS LTD.

Deep A Lalvani
Chairman



ADOR MULTI PRODUCTS LIMITED

Regd. Off : 5th Floor, 6 K Dubash Marg, Fort Mumbai - 400 001

CIN:L85110MH1948PLC310253 Website : www.adormultiproducts.com E-mail : info@adormultiproducts.com

CONSOLIDATED AUDITED FINANCIAL RESULTS FOR THE HALF YEAR ENDED SEPTEMBER 30, 2018

(Rs. In lakh Except EPS)

SR. NO	PARTICULAR	For the Quarter			For the Half Year		Year
		ended	ended	ended	ended	ended	ended
		30/09/2018	30/06/2018	30/09/2017	30/09/2018	30/09/2017	31/03/2018
		(Un Audited)	(Un Audited)	(Un Audited)	(Un Audited)	(Un Audited)	Audited
1	Income from operations:						
	(a) Net Sales/ Income from Operation	172.71	199.80	165.00	372.51	340.75	691.65
	(b) Other operating Income	0.19	0.26	0.00	0.45	0.12	0.60
	Total income from operation (net)	172.90	200.06	165.00	372.96	340.87	692.25
	Less: Excise duty	-	-	-	-	35.01	35.01
		172.90	200.06	165.00	372.96	305.86	657.24
2	Other income	3.48	2.98	3.96	6.46	9.39	16.13
3	Total Income (1+2)	176.38	203.04	168.96	379.42	315.25	673.37
4	Expenses:						
	(a) Cost of material consumed	126.33	138.44	114.06	264.77	228.61	477.08
	(b) Purchase of stock-in-trade	0.00	0.00	4.95	0.00	12.27	0.00
	(c) Changes in inventories of finished goods,work-in-progress and stock-in-trade	(4.57)	0.00	3.72	(4.57)	(5.64)	0.05
	(d) Finance cost	1.70	1.77	8.98	3.47	17.08	17.96
	(e) Employee benefits expense	37.60	40.27	35.73	77.87	71.18	132.24
	(f) Depreciation and amortization expense	4.43	2.39	3.46	6.82	6.96	12.11
	(g) Others Exp.	35.52	26.52	31.85	62.04	63.49	127.57
	Total expenses	201.01	209.39	202.75	410.40	393.95	767.01
5	Profit before exceptional and extraordinary items and tax (3-4)	(24.63)	(6.35)	(33.79)	(30.98)	(78.70)	(93.64)
6	Exceptional items	-	-	-	-	-	-
7	Profit before extraordinary items and tax (5-6)	(24.63)	(6.35)	(33.79)	(30.98)	(78.70)	(93.64)
8	Extraordinary items	-	-	-	-	-	-
9	Profit before Tax (7-8)	(24.63)	(6.35)	(33.79)	(30.98)	(78.70)	(93.64)
10	Tax expense: Current Tax	-	-	-	-	-	5.46
	Less: MAT Credit	-	-	-	-	-	0.00
	Deferred Tax	(6.16)	(1.59)	0.00	(7.75)	-	-2.25
11	Profit(Loss) for the period from continuing operations (9-10)	(18.47)	(4.76)	(33.79)	(23.23)	(78.70)	(96.85)
12	Profit(Loss) for the period from discontinuing operations	-	-	-	-	-	-
13	Tax expense of discontinuing operations	-	-	-	-	-	-
14	Profit(Loss) from discontinuing operations (after tax) (12-13)	-	-	-	-	-	-
15	Profit/(loss) for the period (11+14)	(18.47)	(4.76)	(33.79)	(23.23)	(78.70)	(96.85)
16	Other Comprehensive Income	(11.51)	(13.23)	-	(24.74)	-	(62.95)
	A. (i) item that will not be reclassified to profit or loss	-	-	-	-	-	-
	(ii) Income tax relating to items that will not be reclassified to profit or loss	-	-	-	-	-	-
	B. (i) Item that will be reclassified to profit or loss	-	-	-	-	-	-
	(ii) Income tax relating to items that will be reclassified to profit or loss	-	-	-	-	-	-
17	Total Comprehensive Income for the period (15+16) (Comprising/Profit/ (loss) and Other comprehensive Income for the period)	(29.98)	(17.99)	(33.79)	(47.97)	(78.70)	(159.80)
	Paid-up Equity Share capital(Rs.10/- per share)	286.42	286.42	286.42	286.42	286.42	286.42
18	Earning per equity share for (continuing operation)(for the quarter not annualised) (face value of Rs. 10/- each)						
	(1)Basic	(1.05)	(0.63)	(1.18)	(1.67)	(2.75)	(5.58)
	(2)Diluted	(1.05)	(0.63)	(1.18)	(1.67)	(2.75)	(5.58)
19	Earning per equity share for (discontinuing operation)(for the quarter not annualised) (face value of Rs. 10/- each)						
	(1)Basic	-	-	-	-	-	-
	(2)Diluted	-	-	-	-	-	-
20	Earning per equity share for (continuing and discontinuing operation)(for the quarter not annualised) (face value of Rs. 10/- each)						
	(1)Basic	(1.05)	(0.63)	(1.18)	(1.67)	(2.75)	(5.58)
	(2)Diluted	(1.05)	(0.63)	(1.18)	(1.67)	(2.75)	(5.58)

Notes:

- The consolidated accounts pertain to Ador Multiproducts Limited and its Associate- 1908 E-Ventures Private Limited(to the extent of Thirty Eight percent)
- Previous Period's figures have been re-grouped wherever necessary to facilitate comparison.
- The above Financial Results have been approved at the meeting of the Board of Directors held on NOV 1, 2018

For ADOR MULTIPRODUCTS LTD.

Deep A Lavani
Deep A Lavani
Chairman

**ADOR MULTIPRODUCTS LIMITED**Regd. Off : Regd. Off : 5th Floor, 6 K Dubash Marg, Fort Mumbai - 400 001
website : www.adormultiproducts.com / e-mail : amplblr@yahoo.co.in**PARTICULAR****Consolidated Balance Sheet as at 30th September, 2018**

Particulars	As at 30/09/2018	As at 31/03/2018
I. EQUITY AND LIABILITIES		
(1) Shareholder's Funds		
(a) Share Capital	286.42	286.42
(b) Other equity	45.27	93.76
(c) Money received against share warrants	-	-
Sub-total-Shareholder's funds	331.69	380.18
(2) Share application money pending allotment		
(3) Non-Current Liabilities		
(a) Long-term borrowings	-	-
(b) Deferred tax liabilities (Net)	-	-
(c) Other Long term liabilities	-	-
(d) Long term provisions	10.62	11.32
Sub-total-Non-current liabilities	10.62	11.32
(4) Current Liabilities		
(a) Short-term borrowings	-	-
(b) Trade payables	87.72	86.84
(c) Other Financial liabilities	45.16	49.98
(d) Short-term provisions	1.93	5.27
(e) Other current liabilities	41.94	44.85
Sub-total-current liabilities	176.75	186.94
Total	519.06	578.44
II.Assets		
(1) Non-current assets		
(a) Fixed assets	154.64	128.76
(b) Non-current investments	62.72	139.98
(c) Deferred tax assets (net)	(37.19)	(44.94)
(d) Long term loans and advances	-	-
(e) Other non-current assets	-	-
Sub-total-Non-current assests	180.17	223.80
(2) Current assets		
(a) Current investments	-	-
(b) Inventories	95.02	88.66
(c) Trade receivables	164.32	157.25
(d) Cash and Bank Balances	33.36	61.29
(e) Short-term loans and advances	21.97	16.41
(f) Other current assets	24.22	31.03
Sub-total-current assests	338.89	354.64
Total	519.06	578.44

For ADOR MULTIPRODUCTS LIMITED

DEEP A. LALVANI
ChairmanMumbai
Date : Nov 1, 2018



ADOR MULTI PRODUCTS LIMITED

Regd. Off : 5th Floor, 6 K Dubash Marg, Fort Mumbai - 400 001

CIN:L85110MH1948PLC310253 Website : www.adormultiproducts.com E-mail : info@adormultiproducts.com

CONSOLIDATED SEGMENT WISE REVENUE, RESULTS AND CAPITAL EMPLOYED SEPTEMBER 30, 2018

(Rs. In lakh Except EPS)

Sl. No.	Particulars	For the Quarter			For the Half Year		
		ended	ended	ended	ended	ended	ended
		30/09/2018	30/06/2018	30/09/2017	30/09/2018	30/09/2017	31/03/2018
		(Un Audited)	(Un Audited)	(Un Audited)	(Un Audited)	(Un Audited)	Audited
1	Segment Revenue						
	a. Personal care products	172.71	199.80	165.00	372.51	340.75	691.65
	b. Trading	-	-	-	-	-	-
	c. Other operating income	0.19	0.26	0.00	0.45	0.12	0.60
	Total	172.90	200.06	165.00	372.96	340.87	692.25
	d. Other income	3.48	2.98	3.96	6.46	9.39	16.13
	Total	176.38	203.04	168.96	379.42	350.26	708.38
2	Segment Results						
	a. Personal care products	(22.93)	(4.58)	(24.81)	(27.51)	(61.62)	(75.68)
	b. Trading	-	-	-	-	-	-
	c. Unallocated / Other income	-	-	-	-	-	-
	Total	(22.93)	(4.58)	(24.81)	(27.51)	(61.62)	(75.68)
	Less: Interest	1.70	1.77	8.98	3.47	17.08	17.96
	Profit before tax	(24.63)	(6.35)	(33.79)	(30.98)	(78.70)	(93.64)
3	Capital Employed						
	(Segment assets less segment liabilities)						
	a. Personal care products	331.69	344.92	231.99	331.69	218.30	380.18
	b. Trading	-	-	-	-	-	-
	Total	331.69	344.92	231.99	331.69	218.30	380.18

For ADOR MULTIPRODUCTS LTD.

Deep A. Lalvani
Chairman

Mumbai
Date : Nov 1, 2018