



SH: 130 / 2018-19

November 02, 2018

The General Manager, Department of Corporate Services, BSE Limited I Floor, New Trading Ring, Rotunda Building, P J Towers, Dalal Street Fort, Mumbai – 400 001	The Manager, Listing Department, National Stock Exchange of India Limited 'Exchange Plaza', Bandra – Kurla Complex, Bandra (E), Mumbai – 400 051
---	---

Dear Sir,

Sub: Compliance of Reg.33 of SEBI (LODR) Regulations, 2015

Pursuant to Regulation 33 of SEBI (Listing Obligations and Disclosure Requirements) Regulations, 2015, please find enclosed the unaudited financial results for the quarter/half year ended September 30, 2018 along with the Limited Review Report on the same. The results/report was taken on record by the Board of Directors at its meeting held on November 02, 2018.

The Board meeting concluded at 01.00 P.M.

Kindly take the same on record.

Thanking you,

Yours faithfully,



Venkatesh H
Company Secretary (in-charge)

DhanlaxmiBank

DHANLAXMI BANK LIMITED.

Registered & Corporate Office: P. B No.9, Dhanalakshmi Buildings,



Naickanal, Thrissur – 680 001

CIN: L65191KL1927PLC000307

UNAUDITED FINANCIAL RESULTS FOR THE QUARTER AND HALF YEAR ENDED SEPTEMBER 30, 2018



(Rs in Lakh)

Particulars	Quarter ended			Half year ended		Year ended
	30-Sep-18	30-Jun-18	30-Sep-17	30-Sep-18	30-Sep-17	31-Mar-18
	Unaudited	Unaudited	Unaudited	Unaudited	Unaudited	Audited
1. Interest earned (a)+(b)+(c)+(d)	24464	23992	25916	48456	51846	101332
(a) Interest/discount on advances/bills	15605	15552	17829	31157	36017	69222
(b) Income on investments	8174	7728	7368	15902	14337	29243
(c) Interest on balances with Reserve Bank of India and other interbank funds	243	244	259	487	581	1061
(d) Others	443	467	460	910	911	1806
2. Other income	(1792)	1645	2314	(147)	5109	10247
3. Total Income (1 + 2)	22673	25636	28230	48309	56955	111579
4. Interest expended	15721	15878	16823	31599	34212	66752
5. Operating expenses (a) + (b)	7555	7757	8415	15312	17087	30209
(a) Employees cost	4229	4286	4629	8515	9599	16358
(b) Other operating expenses	3327	3470	3785	6797	7488	13851
6. Total Expenditure (4+5) (excluding provisions and contingencies)	23277	23634	25238	46911	51299	96961
7. Operating Profit(+)/Loss(-) before provisions and contingencies (3-6)	(604)	2002	2992	1398	5656	14618
8. Provisions (other than tax) and Contingencies	(1819)	6501	2387	4682	4253	17105
9. Exceptional items	-	-	-	-	-	-



10. Profit (+)/Loss (-) from Ordinary Activities before tax (7-8-9)	1215	(4499)	606	(3284)	1403	(2487)
11. Tax expense	-	-	-	-	-	-
12. Net Profit(+)/Loss (-) from Ordinary Activities after tax (10-11)	1215	(4499)	606	(3284)	1403	(2487)
13. Extraordinary items (net of tax expense)	-	-	-	-	-	-
14. Net Profit (+)/Loss (-) for the period (12-13)	1215	(4499)	606	(3284)	1403	(2487)
15. Paid-up equity share capital (Face value Rs.10)	25301	25301	25301	25301	25301	25301
16. Reserves excluding Revaluation Reserves(as per balance sheet of previous accounting year)						35623
17. Analytical Ratios						
(i) Percentage of share holding of Government of India	Nil	Nil	Nil	Nil	Nil	Nil
(ii) Capital Adequacy Ratio as per Basel III	14.16%	13.07%	11.62%	14.16%	11.62%	13.87%
(iii) Earnings Per Share(EPS) in Rupees						
-Basic EPS (Before and after Extra ordinary items)	0.48*	(1.78)*	0.24*	(1.30)*	0.55*	(0.98)
-Diluted EPS (Before and after Extra ordinary items)	0.48*	(1.78)*	0.24*	(1.30)*	0.55*	(0.98)
(iv) NPA Ratios						
- Gross NPA	48874	53105	38916	48874	38916	46930
- Net NPA	17354	21284	22805	17354	22805	19465
- % of Gross NPA	7.81%	8.94%	6.11%	7.81%	6.11%	7.35%
- % of Net NPA	2.92%	3.79%	3.67%	2.92%	3.67%	3.19%
(v) Return on Assets (average) – (Annualized)	(0.55%)	(1.50%)	0.23%	(0.55%)	0.23%	(0.20%)

*Not Annualized



SEGMENTWISE RESULTS

Part A: Business Segments

(Rs in Lakh)

Particulars	Quarter ended			Half year ended		Year ended
	30-Sep-18	30-Jun-18	30-Sep-17	30-Sep-18	30-Sep-17	31-Mar-18
	Unaudited	Unaudited	Unaudited	Unaudited	Unaudited	Audited
1. Segment Revenue						
(a) Treasury	4795	8057	8043	12852	16291	31916
(b) Retail Banking	11701	8903	9971	20604	18831	36426
(c) Corporate/ Wholesale Banking	6177	8676	10215	14853	21833	43237
(d) Other Banking Operations	-	-	-	-	-	-
(e) Unallocated	-	-	-	-	-	-
Total Revenue	22673	25636	28229	48309	56955	111579
Less: Inter-Segment Revenue	-	-	-	-	-	-
Income from Operations	22673	25636	28229	48309	56955	111579
2. Segment Results(Net of Provisions)						
(a) Treasury	(1057)	1273	1465	216	2873	4949
(b) Retail Banking	723	837	1238	1560	2319	6742
(c) Corporate/ Wholesale Banking	(271)	(108)	290	(378)	464	2927
(d) Other Banking Operations	-	-	-	-	-	-
(e) Unallocated	-	-	-	-	-	-
Total	(604)	2002	2993	1398	5656	14618
Less :(i) Interest	-	-	-	-	-	-
(ii) Other Un-allocable Expenditure net-off	(1819)	6501	2387	4682	4253	17105
(iii) Un-allocable income	-	-	-	-	-	-
Profit (+)/Loss(-) before tax	1215	(4499)	606	(3284)	1403	(2487)
3. Segment Assets						
(a) Treasury	480460	515956	477586	480460	477586	492598
(b) Retail Banking	394546	326541	320145	394546	320145	309365
(c) Corporate/ Wholesale Banking	315537	355600	414300	315537	414300	420098
(d) Other Banking Operations	-	-	-	-	-	-
(e) Unallocated	6612	6610	6547	6612	6547	6586
Total	1197155	1204707	1218578	1197155	1218578	1228647



4. Segment Liabilities						
(a) Treasury	443910	483121	448650	443910	448650	459972
(b) Retail Banking	378710	311802	301247	378710	301247	294210
(c) Corporate/ Wholesale Banking	302872	339337	389845	302872	389845	399518
(d) Other Banking Operations	-	-	-	-	-	-
(e) Unallocated	-	-	-	-	-	-
Total	1125492	1134260	1139742	1125492	1139742	1153700
5. Capital Employed (Segment Assets- Segment Liabilities)						
(a) Treasury	36550	32835	28936	36550	28936	32626
(b) Retail Banking	15836	14739	18898	15836	18898	15155
(c) Corporate/ Wholesale Banking	12665	16263	24455	12665	24455	20580
(d) Other Banking Operations	-	-	-	-	-	-
(e) Unallocated	6612	6610	6547	6612	6547	6586
Total	71663	70447	78836	71663	78836	74947

Business Segments have been identified and reported taking into account the target customer profile, the nature of products and services, the differing risks and returns, the organization structure, the internal business reporting system and the guidelines prescribed by Reserve Bank of India.

Part B: Geographical segments



The Bank has only the domestic geographic segment.

Notes

1. Statement of Assets and Liabilities as on 30th September 2018:

(Rs. In Lakh)

Particulars	30.09.2018	30.09.2017	31.03.2018
	Unaudited	Unaudited	Audited
Capital and Liabilities			
Capital	25301	25301	25301
Reserves and Surplus	46361	53535	49645
Deposits	1081678	1099847	1091967
Borrowings	20140	14520	39217
Other Liabilities and Provisions	23674	25374	22516
Total	1197154	1218578	1228646
Assets			
Cash and Balances with Reserve Bank of India	60800	56025	60285
Balances with Bank and Money at Call and Short Notice	19783	17401	26876
Investments	432146	435449	436460
Advances	594057	620724	611049
Fixed Assets	20063	20593	20376
Other Assets	70305	68386	73600
Total	1197154	1218578	1228646



2. The above unaudited financial results for the quarter and half year ended 30th September 2018 were reviewed by the Audit Committee and recommended for approval to and approved by the Board of Directors at its meeting held on November 02, 2018. These Results have been subjected to "Limited Review" by the Statutory Auditors of the Bank and an unqualified report has been issued by them.
3. The working results for the quarter and half year ended 30th September, 2018 have been arrived at after making provision for tax, if any, and other usual and necessary provisions, provisions for Non-Performing Assets, Standard Assets, restructured advances, exposures to entities with un-hedged foreign currency exposure, additional provision for stressed sectors, Non-Performing Investments and Depreciation on Investments as per the guidelines and prudential norms issued by the Reserve Bank of India.
4. The Bank has followed the same significant accounting policies in the preparation of quarterly financial results as those followed in the annual financial statements for the year ended 31st March 2018.
5. In terms of RBI circular no. FMRD.DIRD.10/14.03.002/2015-16 dated 19th May, 2016, repo and reverse repo transactions with RBI under LAF/MSF are accounted for as borrowing and lending respectively as against the earlier practice of including the same under Investments.
6. In accordance with RBI circular DBR No BP.BC.1/21.06.201/2015-16 dated 1st July 2015 banks are required to make quarterly Pillar 3 disclosures under Basel III Capital Regulations. The Bank has made these disclosures which are available in its website at the following link: http://www.dhanbank.com/investor_relations/inv_basel.aspx. These disclosures have not been subjected to Review by the Statutory Auditors.
7. The existing Deferred Tax Assets (DTA) of Rs.3706 lakh was reviewed and a conservative view has been taken to retain the same.
8. Other Income includes fees earned from services to customers, commission from non-fund based banking activities, earnings from foreign exchange transactions, selling of third party products, profit /loss on sale of investments (Net) and recoveries from written off accounts.
9. Investor complaints – Pending at the beginning of the quarter – Nil
Received during the quarter – Nil
Disposed during the quarter – Nil
Unresolved at the end of quarter – Nil
10. Provision Coverage Ratio as on 30-09-2018 is 82.50 %.
11. The figures for the previous period have been re-grouped/re-arranged wherever necessary to conform to the current period's classification.


By Order of the Board

Place: Thrissur

Date: 02nd November, 2018


(T. Latha)

Managing Director & CEO
(DIN: 07491803)





Independent Auditor's Review Report on Quarterly and year to date Unaudited Financial Results of the Dhanlaxmi Bank Limited pursuant to the Regulation 33 of the SEBI (Listing Obligations and Disclosure Requirements) Regulations, 2015.

To The Board Of Directors of Dhanlaxmi Bank Limited


1. We have reviewed the accompanying statement of Unaudited Financial Results of Dhanlaxmi Bank Limited ("Bank") for the quarter and half year ended 30th September 2018 ("the Statement"), excluding the "Pillar 3 disclosures", "Leverage ratio" and Liquidity coverage ratio" under Basel III Capital Regulations disclosed on the Bank's website and in respect of which a link has been provided in the Statement and has not been reviewed by us, being submitted by the Bank pursuant to the requirement of Regulation 33 of the SEBI (Listing Obligations and Disclosure Requirements) Regulation, 2015 except for the matters set out in Para 7 below. This Statement which is the responsibility of the Bank's Management and approved by the Board of Directors has been prepared in accordance with the accounting principles generally accepted in India along with the recognition and measurement principles laid down in Accounting Standard for Interim Financial Reporting (AS 25), Prescribed under section 133 of Companies Act 2013 read with relevant Rules issued there under in so far as they apply to Banking Companies and Circulars and (RBI) from time to time. Our responsibility is to issue a report on the Statement based on our review.
2. We conducted our review of the Statement in accordance with the Standard on Review Engagement (SRE)2410, 'Review of Interim Financial Information performed by the Independent Auditor of the Entity', specified under section 143(10) of the Companies Act, 2013. This Standard requires that we plan and perform the review to obtain moderate assurance as to whether the statement is free of material misstatement. A review is limited primarily to inquiries of Bank's personnel and analytical procedures applied to financial data and thus provides less assurance than an audit. We have not performed an audit and, accordingly, we do not express an audit opinion.
3. In the conduct of our review, we have relied on the reports, explanation and information collated by the Head Office of the Bank from various branches and processing centres
4. Based on our review conducted as stated above, nothing has come to our attention that causes us to believe that the accompanying Statement, prepared in accordance with the aforesaid Accounting Standards and other accounting principles generally accepted in



India, has not disclosed the information required to be disclosed in terms of Regulation 33 of the SEBI (Listing Obligations and Disclosure Requirements) Regulations, 2015 including the manner in which it is to be disclosed, or that it contains any material misstatement or that it has not been prepared in accordance with relevant prudential norms prescribed by the Reserve Bank of India in respect of income recognition, asset classification, provisioning and other related matters.

5. Without qualifying our conclusion, we draw attention to Note No.7 of the Statement regarding retention of Deferred Tax Asset amounting to Rs.3706 Lakhs.

For SRIDHAR & CO
CHARTERED ACCOUNTANTS
(FRN : 003978S)



CA. I. JAYASINDHU
Partner
M. No. 205660



Thrissur
2nd November, 2018.