

Date: 27.05.2019

To,
The Secretary,
The B.S.E Limited
Floor 25, P.J. Towers,
Dalal Street,
Mumbai - 400 001

Sub: Submission of Audited Standalone and Consolidated Financial Results of the Company along with Auditor's Report as per Provisions of Regulation 33 of SEBI (LODR) Regulations, 2015.


Please find enclosed here with the following Documents in terms of Regulation 33 of the SEBI (LODR) Regulations, 2015:

1. Financial Results: Audited Standalone and Consolidated Financial Results along with Auditor's Report of the company for the Fourth Quarter/ Year Ended 31st March, 2019.

This is for your Information and Necessary Records.

Thanking you
For TRIMURTHI LIMITED

Arun Kumar
Arun Kumar Bhangadia
Managing Director
DIN: 00021024



TRIMURTHI LIMITED

(Formerly known as Trimurthi Drugs & Pharmaceuticals Ltd.)
4-4-231/1/2/ABC, Inderbagh, Sultanbazar,
Hyderabad - 500 095, T.S. INDIA. | Tel: 040 24757370
Email : info@trimurthidrugs.com
Website : www.trimurthidrugs.com
CIN No : L67120TG1994PLC018956

Date: 27.05.2019

To,
The Secretary,
The B.S.E Limited
Floor 25, P.J. Towers,
Dalal Street,
Mumbai- 400 001

Sub: Outcome of the Board Meeting held on 27/05/2019 as per Regulation 30, 33 of SEBI (LODR) Regulations, 2015

Dear Sir/Madam,

The Board of Directors of the Company at its meeting held today, Monday, the 27th Day of May, 2019 at Registered Office, have approved and taken on record the following:

1. The Board has considered and approved the minutes of the previous board meeting.
2. The Board has considered and approved the Audited Standalone and Consolidated Financial Results along with Auditor's Report issued by the Statutory Auditors of the Company for the Quarter IV/Year ended 31st March, 2019 in compliance with Indian Accounting Standards (Ind-AS), SEBI (LODR) Regulations, 2015 and Schedule III of Companies Act, 2013.

There being no other matter meeting of the Board of Directors concluded with the vote of thanks.

The Meeting of the Board of Directors of the company commenced at 03.30 P.M. and Concluded at 05:00 P.M.

Request you to take same on records.

Thanking you

for **TRIMURTHI LIMITED**



Arun Kumar Bhangadia
Managing Director
DIN: 00021024
TRIMURTHI LIMITED

(Formerly known as Trimurthi Drugs & Pharmaceuticals Ltd.)
4-4-231/1/2/ABC, Inderbagh, Sultanbazar,
Hyderabad - 500 095, T.S. INDIA. | Tel: 040 24757370
Email : info@trimurthidrugs.com
Website : www.trimurthidrugs.com
CIN No : L67120TG1994PLC018956



TRIMURTHI
GROUP

TRIMURTHI LIMITED
Standalone Statement of Assets and Liabilities

Particulars	Year Ended 31-03-2019	Year Ended 31-03-2018
ASSETS		
1 Non Current Assets		
a Property, Plant and Equipments	36.86	59.62
b Capital Work In Progress	-	-
c Investment Prpoerty	-	-
d Goodwill	-	-
e Other Intangible Assets	-	-
f Intangible Assets under development	0.37	1.66
g Biological assets other than bearer plants	-	-
h Financial Assets:	-	-
Investments	272.16	292.00
Trade Receivables	-	-
Loans	-	-
Others	-	-
Loans	-	-
Others	-	-
i Deferred Tax Assets (net)	-	-
Other Non Current Assets	20.75	20.90
Total Non Current Asets	330.14	374.18
2 Current Assets		
a Inventories	10.27	11.12
b Financial Assets	-	-
Investments	-	-
Trade Receivables	213.97	111.15
Cash and Cash Equivalents	16.03	15.31
Bank balances other than above	-	-
Loans	434.46	521.58
Others	-	-
c Current Tax Assets (net)	-	-
d Other Current Assets	208.25	192.60
Total Current Assets	882.98	851.75
Total Assets	1,213.12	1,225.93
EQUITY AND LIABILITIES		
1 Equity		
a Equity Share Capital	810.00	810.00
b Other Equity	391.04	372.24
Total - Equity	1,201.04	1,182.24
2 Liabilities		
Non Current Liabilities		
a Financial Liabilities	-	-
Borrowings	-	-
Trade Payables	-	-
Other Financial Liabilities	-	-
b Provisions	-	-
c Deferred Tax Liabilities (net)	(6.38)	4.02
d Other Non Current Liabilities	-	-
Total Non Current Liabilities	(6.38)	4.02
Current Liabilities		
a Financial Liabilities	-	-
Borrowings	-	-
Trade Payables	10.38	31.09
Other Financial Liabilities	-	-
b Other Current Liabilities	3.58	7.49
c Provisions	4.49	-
d Currenr Tax Liabilities (net)	-	1.09
Total Current Liabilities	18.45	39.67
Total - Equity and Liabilities	1,213.12	1,225.93

Trimurthi Limited
 Place: Hyderabad
 Date: 27-05-2019
 (Formerly known as Trimurthi Drugs & Pharmaceuticals Ltd.)
 4-4-231/1/2/ABC, Inderbagh, Sultanbazar,
 Hyderabad - 500 095, T.S. INDIA. | Tel: 040 24757370
 Email : info@trimurthidrugs.com
 Website : www.trimurthidrugs.com
 CIN No : L67120TG1994PLC018956

For Trimurthi Ltd
 Arun Kumar Bhanqadia
 Managing Director
 Din No. 00021024



TRIMURTHI LIMITED
4-4-231/1/2/ABC, Inder Bagh, Sultan Bazar, Hyderabad - 500095.
STATEMENT OF AUDITED STANDALONE FINANCIAL RESULTS
FOR THE QUARTER IV AND 12 MONTHS ENDED 31ST MARCH 2019

PARTICULARS	QUARTER ENDED			YEAR ENDED	
	31.03.2019 (AUDITED)	31.12.2018 (UNAUDITED)	31.03.2018 (AUDITED)	31.03.2019 (AUDITED)	31.03.2018 (AUDITED)
1. INCOME					
INCOME FROM OPERATIONS	48.84	98.89	128.50	359.19	311.16
OTHER INCOME	11.14	(0.31)	(0.91)	13.23	1.31
TOTAL INCOME	59.98	98.57	127.58	372.43	312.47
2. EXPENSES					
PURCHASES	26.74	89.56	84.97	277.05	199.22
COST OF MATERIALS CONSUMED					
MANUFACTURING EXPENSES	0.17	(7.30)	19.59	0.03	11.62
WORK IN PROGRESS AND STOCK IN TRADE	0.75	1.00	0.75	3.00	3.00
RENT	8.07	9.95	9.55	32.72	28.35
EMPLOYEE BENEFITS EXPENSE		-			
FINANCE COSTS	3.34	2.80	3.43	12.15	15.39
DEPRECIATION AND AMORTISATION EXPENSES	6.70	2.17	14.08	28.39	25.59
OTHER EXPENSES					
TOTAL EXPENSES	45.77	98.19	132.38	353.34	283.17
3. PROFIT/(LOSS) FROM ORDINARY ACTIVITIES BEFORE EXCEPTIONAL ITEMS (1-2)	14.21	0.39	(4.79)	19.08	29.30
4. EXCEPTIONAL ITEMS/ PRIOR PERIOD ITEMS			1.14		1.14
5. PROFIT/(LOSS) FROM ORDINARY ACTIVITIES BEFORE TAX (3-4)	14.21	0.39	(5.93)	19.08	28.16
6. TAX EXPENSES	3.52	(4.74)	1.56	(5.92)	10.05
-CURRENT TAX	3.78	0.70	(1.83)	4.49	8.31
-TAX ADJUSTMENTS RELATING TO EARLIER YEARS				(10.40)	1.74
-DEFERRED TAX (NET)	(0.26)	(5.44)	3.39		
7. NET PROFIT/(LOSS) FROM ORDINARY ACTIVITIES AFTER TAX (5-6)	10.69	5.13	(7.49)	25.00	18.10
8. PROFIT/(LOSS) FROM DISCONTINUED OPERATIONS					
9. TAX EXPENSES FOR DISCONTINUED OPERATIONS					
10. PROFIT/(LOSS) FROM DISCONTINUED OPERATIONS (AFTER TAX) (8-9)					
11. PROFIT/(LOSS) FOR THE PERIOD (7+10)	10.69	5.13	(7.49)	25.00	18.10
12. OTHER COMPREHENSIVE INCOME					
A. (i) ITEMS THAT WILL NOT BE RECLASSIFIED TO PROFIT OR LOSS					
(ii) INCOME TAX RELATING TO ITEM THAT WILL NOT BE RECLASSIFIED TO PROFIT OR LOSS					
B. (i) ITEMS THAT WILL BE RECLASSIFIED TO PROFIT OR LOSS	3.92	(2.30)	4.96	(6.20)	4.96
(ii) INCOME TAX RELATING TO ITEM THAT WILL BE RECLASSIFIED TO PROFIT OR LOSS					
13. TOTAL COMPREHENSIVE INCOME FOR THE PERIOD (11+12) (COMPRISING PROFIT (LOSS) AND OTHER COMPREHENSIVE INCOME)	14.61	2.82	(2.53)	18.80	23.06
14. EARNINGS PER EQUITY SHARE (FOR CONTINUING OPERATION) :					
(i) BASIC	0.13	0.06	(0.09)	0.31	0.22
(ii) DILUTED	0.13	0.06	(0.09)	0.31	0.22
15. EARNINGS PER EQUITY SHARE (FOR DISCONTINUING OPERATION) :					
(i) BASIC					
(ii) DILUTED					
16. EARNINGS PER EQUITY SHARE (FOR CONTINUING AND DISCONTINUING OPERATION) :					
(i) BASIC	0.13	0.06	(0.09)	0.31	0.22
(ii) DILUTED	0.13	0.06	(0.09)	0.31	0.22

TRIMURTHI LIMITED

(Formerly known as Trimurthi Drugs & Pharmaceuticals Ltd.)
4-4-231/1/2/ABC, Inderbagh, Sultanbazar,
Hyderabad - 500 095, T.S. INDIA. | Tel: 040 24757370
Email : info@trimurthidrugs.com
Website : www.trimurthidrugs.com
CIN No : L67120TG1994PLC018956



TRIMURTHI LIMITED
SCHEDULE III OF THE COMPANIES ACT 2013

PART-II

PARTICULARS	QUARTER ENDED			YEAR ENDED	
	31.03.2019 (AUDITED)	31.12.2018 (UNAUDITED)	31.03.2018 (AUDITED)	31.03.2019 (AUDITED)	31.03.2018 (AUDITED)
A. PARTICULARS OF SHARE HOLDING					
1. Public Share Holding					
- Number of Shares	2900600	2900600	2900600	2900600	2900600
- Percentage of shareholding	35.81%	35.81%	35.81%	35.81%	35.81%
2. Promoters and promoter group shareholding					
a. Pledged / encumbered					
- No of Equity Shares	-Nil-	-Nil-	-Nil-	-Nil-	-Nil-
- Percentage of Shares (of the shareholding of promoter and promoter group)	-Nil-	-Nil-	-Nil-	-Nil-	-Nil-
- Percentage of Shares (of the total share capital of the company)	-Nil-	-Nil-	-Nil-	-Nil-	-Nil-
b. Non encumbered					
- No of Equity Shares	5199400	5199400	5199400	5199400	5199400
- Percentage of Shares (of the shareholding of promoter and promoter group)	64.19%	64.19%	64.19%	64.19%	64.19%
- Percentage of Shares (of the total share capital of the company)	100.00%	100.00%	100.00%	100.00%	100.00%

Particulars	3 Months Ended (31/03/2019)
B. Investor Complaints	
Pending at the beginning of the quarter	-NIL-
Received during the quarter	-NIL-
Disposed during the quarter	-NIL-
Remaining unsolved during the quarter	-NIL-

TRIMURTHI LIMITED

Segment Reporting


PARTICULARS	QUARTER ENDED			YEAR ENDED	
	31.03.2019 (AUDITED)	31.12.2018 (UNAUDITED)	31.03.2018 (AUDITED)	31.03.2019 (AUDITED)	31.03.2018 (AUDITED)
1. Segment Revenue					
a. Pharma Business		-	-		-
b. Financial Services	12.70	14.13	13.90	57.64	76.96
c. Investments	11.14	(0.23)	-	12.99	-
d. Trading in Shares	9.97	3.56	67.80	30.81	189.63
e. Foods	26.17	81.10	45.88	270.99	45.88
Total	59.97	98.57	127.58	372.43	312.47
Less: Inter Segment Revenue	-Nil-	-Nil-	-Nil-	-Nil-	-Nil-
Net Sales/ Income From Operations	59.97	98.57	127.58	372.43	312.47
2. Segment Profits (Before tax & Interest From Each Segment)					
a. Pharma Business		-	-		-
b. Financial Services	8.78	11.85	10.92	45.45	55.32
c. Investments	11.14	(0.23)	-	12.99	-
d. Trading in Shares	4.81	2.44	1.73	13.97	(8.58)
e. Foods	(10.51)	(13.67)	(18.58)	(53.33)	(18.58)
Total	14.21	0.40	(5.93)	19.08	28.16
Less:					
i. Interest	-Nil-	-Nil-	-Nil-	-Nil-	-Nil-
ii. Other Un-allocable expenses net off	-Nil-	-Nil-	-Nil-	-Nil-	-Nil-
iii. Un-allocable Income	-Nil-	-Nil-	-Nil-	-Nil-	-Nil-
Total Profit Before Tax	14.21	0.40	(5.93)	19.08	28.16
3. Capital Employed					
a. Pharma Business	-	-	-	-	-
b. Financial Services	544.22	537.96	521.58	544.22	521.58
c. Investments	272.16	268.24	292.00	272.16	292.00
d. Trading in Shares	372.38	368.10	356.89	372.38	356.89
e. Foods	12.29	12.15	11.78	12.29	11.78
Total	1,201.04	1,186.44	1,182.24	1,201.04	1,182.24

Notes:

- 1 Previous period figures have been regrouped, wherever necessary, for the purpose of comparison.
- 2 The financial results were reviewed by the Audit Committee and then approved at the meeting of the Board of Directors of the Company held on 27th May, 2019.
- 3 The above standalone financial results have been prepared in accordance with the recognition and measurement principles laid down in the Ind AS 34- Interim Financial Reporting prescribed under Section 133 of the Companies Act, 2013 read with the relevant rules issued there under and the other accounting principles generally accepted in India.

TRIMURTHI LIMITED
Place : Hyderabad
Date : 27th May 2019
Company known as Trimurthi Drugs & Pharmaceuticals Ltd.)
4-4-231/1/2/ABC, Inderbagh, Sultanbazar,
Hyderabad - 500 095, T.S. INDIA. | Tel: 040 24757370
Email : info@trimurthidrugs.com
Website : www.trimurthidrugs.com
CIN No : L67120TG1994PLC018956

For TRIMURTHI LIMITED
ARUN KUMAR BHANGADIA
MANAGING DIRECTOR (DIN NO. 00021024)





TRIMURTHI
GROUP

TRIMURTHI LIMITED
Consolidated Statement of Assets and Liabilities

	Particulars	Year Ended 31-03-2019	Year Ended 31-03-2018
ASSETS			
1	Non Current Assets		
a	Property, Plant and Equipments	188.66	215.39
b	Capital Work In Progress	-	-
c	Investment Prpoerty	-	-
d	Goodwill	-	-
e	Other Intangible Assets	3.09	1.69
f	Intangible Assets under development	-	-
g	Biological assets other than bearer plants	-	-
h	Financial Assets:		
	Investments	49.14	63.21
	Trade Receivables	-	-
	Loans	-	-
	Others	-	-
	Loans	-	-
	Others	-	-
i	Deferred Tax Assets (net)	-	-
	Other Non Current Assets	21.06	21.36
	Total Non Current Assets	261.95	301.65
2	Current Assets		
a	Inventories	79.40	86.27
b	Financial Assets	-	-
	Investments	-	-
	Trade Receivables	328.73	217.31
	Cash and Cash Equivalents	19.93	35.17
	Bank balances other than above	-	-
	Loans	424.23	521.58
	Others	-	-
c	Current Tax Assets (net)	-	-
d	Other Current Assets	219.78	196.00
	Total Current Assets	1,072.07	1,056.33
	Total Assets	1,334.02	1,357.98
EQUITY AND LIABILITIES			
1	Equity		
a	Equity Share Capital	810.00	810.00
b	Other Equity	282.05	306.67
	Total - Equity	1,092.05	1,116.67
	Non Controlling Interest	50.05	40.65
2	Liabilities		
	Non Current Liabilities		
a	Financial Liabilities	-	-
	Borrowings	93.07	97.74
	Trade Payables	-	-
	Other Financial Liabilities	-	-
b	Provisions	-	-
c	Deferred Tax Liabilities (net)	0.23	8.35
d	Other Non Current Liabilities	-	-
	Total Non Current Liabilities	93.30	106.09
	Current Liabilities		
a	Financial Liabilities	-	-
	Borrowings	-	-
	Trade Payables	80.76	80.41
	Other Financial Liabilities	-	-
b	Other Current Liabilities	7.35	13.59
c	Provisions	-	-
d	Currenr Tax Liabilities (net)	10.51	0.58
	Total Current Liabilities	98.62	94.57
	Total - Equity and Liabilities	1,334.02	1,357.98

Place: Hyderabad
Date: 27-05-2019

TRIMURTHI LIMITED

(Formerly known as Trimurthi Drugs & Pharmaceuticals Ltd.)
4-4-231/1/2/ABC, Inderbagh, Sultanbazar,
Hyderabad - 500 095, T.S. INDIA. | Tel: 040 24757370
Email : info@trimurthidrugs.com
Website : www.trimurthidrugs.com
CIN No : L67120TG1994PLC018956

For Trimurthi Ltd
Arun Kumar Bhanqadia
Managing Director
Din No. 00021024





TRIMURTHI LIMITED


**SCHEDULE III OF THE COMPANIES ACT 2013
CONSOLIDATED AUDITED FINANCIAL RESULTS FOR THE QUARTER IV AND 12 MONTHS ENDED 31ST MARCH, 2019**


PART-I

Particulars	Quarter Ended			Year Ended	Year Ended
	31-03-2019	31-12-2018	31-03-2018	31-03-2019	31-03-2018
	Audited	Unaudited	Audited	Audited	Audited
I. Income From Operations					
Net Sales / Income from Operations	255.39	249.67	303.60	1045.92	1050.22
Other Income	34.93	0.01	18.24	37.73	20.72
II. Total Income	290.32	249.67	321.84	1083.65	1070.94
III. Expenses					
a. Consumption of Raw Material	28.81	39.70	34.49	154.21	235.31
b. Purchase of Traded Goods/Shares	146.71	153.91	166.60	594	607
c. (Increase)/Decrease in stock in trade and work in Progress	19.23	(18.44)	20.18	1.95	12.72
d. Manufacturing Expenses	36.86	39.01	44.36	153.86	19.71
e. Employee benefits expense	22.95	29.82	30.28	98.62	99.07
f. Rent	1.95	2.20	1.95	7.80	7.80
g. Finance Cost	3.36	2.93	3.14	12.97	16.01
h. Depreciation	5.77	5.14	5.67	21.25	23.69
i. Other Expenditure	10.37	10.02	32.21	51.12	68.85
Total	276.00	264.28	338.87	1096.05	1090.56
IV. Profit/ (Loss) before Exceptional and Tax (II-III)	14.32	(14.61)	(17.03)	(12.40)	(19.61)
V. Exceptional Items/Prior Period Items			1.14		1.14
VI. Profit/ (Loss) before tax (IV-V)	14.32	(14.61)	(18.17)	(12.40)	(20.76)
VII. Tax expense:	5.42	(2.81)	3.05	2.38	14.06
(1) Current tax	5.09	1.29	2.14	10.51	12.78
(2) Deferred tax	0.34	(4.09)	0.92	(8.12)	1.29
VIII. Net Profit/ (Loss) for the period from continuing operations (VI-VII)	8.89	(11.80)	(21.22)	(14.79)	(34.82)
IX. Profit/(loss) from discontinued operations	-Nil-	-Nil-	-Nil-	-Nil-	-Nil-
X. Tax expenses of discontinued operations	-Nil-	-Nil-	-Nil-	-Nil-	-Nil-
XI. Profit/(loss) from Discontinued operations (after tax) (IX-X)	-Nil-	-Nil-	-Nil-	-Nil-	-Nil-
XII. Profit/(loss) for the period (VIII+XI)	8.89	(11.80)	(21.22)	(14.79)	(34.82)
XIII. Other Comprehensive Income					
A. (i) Items that will not be reclassified to profit or loss	-Nil-	-Nil-	-Nil-	-Nil-	-Nil-
(ii) Income tax relating to items that will not be reclassified to profit or loss	-Nil-	-Nil-	-Nil-	-Nil-	-Nil-
B. (i) Items that will be reclassified to profit or loss	9.76	(2.30)	2.67	(0.43)	2.67
(ii) Income tax relating to items that will be reclassified to profit or loss	-Nil-	-Nil-	-Nil-	-Nil-	-Nil-
XIV. Total Comprehensive Income for the period (XII+XIII) Comprising Profit (Loss) and Other comprehensive Income for the period)	18.65	(14.10)	(18.55)	(15.21)	(32.15)
XV. Minority Interest	3.91	0.71	3.12	9.40	4.17
XVI. Total Comprehensive Income for the period after Minority Interest (XIV-XV)	14.74	(14.81)	(21.68)	(24.62)	(36.32)
XVII. Earnings per equity share (for continuing operation):					
(1) Basic	0.06	(0.15)	(0.30)	(0.30)	(0.48)
(2) Diluted	0.06	(0.15)	(0.30)	(0.30)	(0.48)
XVIII. Earnings per equity share (for discontinuing operation):					
(1) Basic	-Nil-	-Nil-	-Nil-	-Nil-	-Nil-
(2) Diluted	-Nil-	-Nil-	-Nil-	-Nil-	-Nil-
XIX. Earnings per equity share (for discontinuing & continuing operation):					
(1) Basic	0.06	(0.15)	(0.30)	(0.30)	(0.48)
(2) Diluted	0.06	(0.15)	(0.30)	(0.30)	(0.48)

TRIMURTHI LIMITED

(Formerly known as Trimurthi Drugs & Pharmaceuticals Ltd.)
4-4-231/1/2/ABC, Inderbagh, Sultanbazar,
Hyderabad - 500 095, T.S. INDIA. | Tel: 040 24757370
Email : info@trimurthidrugs.com
Website : www.trimurthidrugs.com
CIN No : L67120TG1994PLC018956





TRIMURTHI
GROUP

TRIMURTHI LIMITED

SCHEDULE III OF THE COMPANIES ACT 2013

PART-II

Particulars	Quarter Ended			Year Ended	Year Ended
	31-03-2019 Audited	31-12-2018 Unaudited	31-03-2018 Audited	31-03-2019 Audited	31-03-2018 Audited
A. Particulars Of Share Holding					
1. Public Share Holding					
- Number of Shares	2900600	2900600	2900600	2900600	2900600
- Percentage of shareholding	35.81%	35.81%	35.18%	35.81%	35.81%
2. Promoters and promoter group shareholding					
a. Pledged / encumbered					
- No of Equity Shares	-Nil-	-Nil-	-Nil-	-Nil-	Nil
- Percentage of Shares (of the shareholding of promoter and promoter group)	-Nil-	-Nil-	-Nil-	-Nil-	Nil
- Percentage of Shares (of the total share capital of the company)	-Nil-	-Nil-	-Nil-	-Nil-	Nil
b. Non encumbered					
- No of Equity Shares	5199400	5199400	5199400	5199400	5199400
- Percentage of Shares (of the shareholding of promoter and promoter group)	100.00%	100.00%	100.00%	100.00%	100.00%
- Percentage of Shares (of the total share capital of the company)	64.19%	64.19%	64.19%	64.19%	64.19%

Particulars	3 Months Ended (31/03/2019)
B. Investor Complaints	
Pending at the beginning of the quarter	-NIL-
Received during the quarter	-NIL-
Disposed during the quarter	-NIL-
Remaining unsolved during the quarter	-NIL-

Segment Reporting

Particulars	Quarter ended			Year Ended	Year Ended
	31-03-2019 Audited	31-12-2018 Unaudited	31-03-2018 Audited	31-03-2019 Audited	31-03-2018 Audited
1. Segment Revenue					
a. Pharma Business	182.68	151.10	165.49	663.56	544.64
b. Financial Services	12.83	14.13	15.20	57.78	76.96
c. Investments	11.14	(0.23)	0.88	12.99	
d. Foods	73.69	81.11	74.65	318.51	259.71
e. Trading in Shares	9.98	3.56	65.63	30.81	189.63
Total	290.32	249.67	321.84	1083.65	1070.94
Less: Inter Segment Revenue	-Nil-	-Nil-	-Nil-	-Nil-	-Nil-
Net Sales/ Income From Operations	290.32	249.67	321.84	1083.65	1070.94
2. Segment Profits (Before tax & Interest From Each Segment)					
a. Pharma Business	5.02	2.32	13.88	23.20	16.91
b. Financial Services	5.56	8.92	12.18	32.62	54.40
c. Investments	11.14	(0.23)	0.88	12.99	0.92
d. Foods	(12.20)	(28.06)	(41.54)	(95.19)	(68.40)
e. Trading in Shares	4.81	2.44	(0.42)	13.97	(8.58)
Total	14.32	(14.61)	(15.03)	(12.40)	(4.75)
Less:					
i. Interest	-Nil-	-Nil-	3.14	-Nil-	16.01
ii. Other Un-allocable expenses net off	-Nil-	-Nil-	-Nil-	-Nil-	-Nil-
iii. Un-allocable Income	-Nil-	-Nil-	-Nil-	-Nil-	-Nil-
Total Profit Before Tax	14.32	(14.61)	(18.17)	(12.40)	(20.76)
3. Capital Employed					
a. Pharma Business	85.41	84.98	98.29	85.41	98.29
b. Financial Services	453.22	450.93	521.58	453.22	521.58
c. Investments	49.14	39.39	63.21	49.14	63.21
d. Foods	190.67	189.71	219.43	190.67	219.43
e. Trading in Shares	313.62	312.03	360.92	313.62	360.92
Total	1092.06	1077.03	1263.41	1092.06	1263.41

TRIMURTHI LIMITED

(Formerly known as Trimurthi Drugs & Pharmaceuticals Ltd.)
4-4-231/1/2/ABC, Inderbagh, Sultanbazar,
Hyderabad - 500 095, T.S. INDIA. | Tel: 040 24757370
Email : info@trimurthidrugs.com
Website : www.trimurthidrugs.com
CIN No : L67120TG1994PLC018956




Notes:

- 1 Previous period figures have been regrouped, wherever necessary, for the purpose of comparison.
- 2 The above results have been reviewed by the Audit Committee and approved by the Board of Directors of the Company at their meeting held on 27th May, 2019.
- 3 The Standalone Unaudited Financial Results have been prepared and subjected to Limited Review by the Statutory Auditors in accordance with Indian Accounting Standards (Ind-AS) as notified by Ministry of Corporate Affairs; Regulation 33 of SEBI (LODR) Regulations, 2015 and Schedule III Division II of Companies Act, 2013. The Limited Review was carried out by Statutory Auditors for the Quarter ended 30th September, 2017. The Ind AS Complaint figures for the Corresponding previous Quarter ended 30th September, 2016 have not been subject to review or audit, however the Company's management has exercised necessary due diligence to ensure that such financial results provide a true and fair view of its affairs.
- 4 The results are also available on the website of the Company

Place : Hyderabad
Date : 27-05-2019

For Trimurthi Ltd
Arun Kumar Bhangadia
Managing Director
Din No. 00021024



TRIMURTHI LIMITED

(Formerly known as Trimurthi Drugs & Pharmaceuticals Ltd.)
4-4-231/1/2/ABC, Inderbagh, Sultanbazar,
Hyderabad - 500 095, T.S. INDIA. | Tel: 040 24757370
Email : info@trimurthidrugs.com
Website : www.trimurthidrugs.com
CIN No : L67120TG1994PLC018956



P. MURALI & CO.,
CHARTERED ACCOUNTANTS
6-3-655/2/3, SOMAJIGUDA,
HYDERABAD - 500 082. INDIA

Tel. : (91-40) 2332 6666, 2331 2554
2339 3967, 2332 1470
Fax : (91-40) 2339 2474
E-mail : pmurali.co@gmail.com
info@pmurali.com
Website : www.pmurali.com

Limited Review Report – Standalone Financial Results


Auditor's Report on Standalone Quarterly Financial Results and Year to Date Financial Results of M/s. TRIMURTHI LIMITED pursuant to the Regulation 33 of the SEBI (Listing Obligations and Disclosures Requirements) Regulations, 2015.

To
The Board of Directors,
Trimurthi Limited (Formerly known as Trimurthi Drugs & Pharmaceuticals Limited),
Hyderabad.

Limited Review Report for the Quarter and Year ended 31st March, 2019.

1. We have audited the standalone quarterly financial results of M/s. Trimurthi Limited for the quarter ended March 31, 2019 and to the year to date financial results for the Period April 1, 2018 to March 31, 2019, attached herewith, being submitted by the Company pursuant to the requirement of Regulation 33 of the SEBI (Listing Obligation and Disclosure Requirements) Regulations, 2015, except for the disclosures regarding Public Shareholding' and 'Promoter and Promoter Group Shareholding' which have been traced from disclosures made by the management and have not been audited by us. The quarterly financial results are the derived figures between the audited figures in respect of the year ended March 31, 2019 and the published year-to-date figures up to December 31, 2018, being the date of the end of the third quarter of the current financial year, which were subject to limited review. The Standalone financial results for the quarter ended March 31, 2019 have been prepared on the basis of the annual standalone IND AS financial Statements for the nine-month period ended December 31, 2018, the Standalone audited annual financial statements as at and for the year ended March 31, 2019, and the relevant requirement of Regulation 33 of the SEBI (Listing Obligation and Disclosure Requirements) Regulations, 2015 and are the responsibility of the Company's management and have been approved by the Board of Directors of the Company. Our responsibility is to express an opinion on these Standalone financial results based on our review of the financial results for the nine-month period ended December 31, 2018 which was prepared in accordance with applicable Ind AS and other recognised accounting policies laid down in Indian Accounting Standard (Ind AS) 34, Interim Financial Reporting, specified under section 133 of the act, read with rules 7 of the companies (Accounts) Rules 2014 and other accounting principles generally accepted in India and our audit of the annual financial statements as at and for the year ended March 31, 2019; and the relevant requirement of Regulation 33 of the SEBI (Listing Obligation and Disclosure Requirements) Regulations, 2015.

2. These Standalone financial results have been prepared on the basis of Ind AS financial statements and reviewed quarterly financial results up to the end of the third quarter, which are the responsibility of the Company's Management. Our responsibility is to express an opinion on these Standalone financial results based on our Audit of such





P. MURALI & CO.,
CHARTERED ACCOUNTANTS
6-3-655/2/3, SOMAJIGUDA,
HYDERABAD - 500 082. INDIA

Tel. : (91-40) 2332 6666, 2331 2554
2339 3967, 2332 1470
Fax : (91-40) 2339 2474
E-mail : pmurali.co@gmail.com
info@pmurali.com
Website : www.pmurali.com


annual Ind AS Financial statements, which has been prepared in accordance with the recognised and measurements principles laid down in Indian Accounting Standards, prescribed under section 133 of the Companies Act, 2013 and the relevant requirement of Regulation 33 of the SEBI (Listing Obligation and Disclosure Requirements) Regulations, 2015.

3. We conducted our audit in accordance with the auditing standards generally accepted in India. Those standards require that we plan and perform the audit to obtain reasonable assurance about whether the financial results are free of material misstatement. An audit includes examining, on a test basis, evidence supporting the amounts disclosed as financial results. An audit also includes assessing the accounting principles used and significant estimates made by management. We believe that our audit provides a reasonable basis for our opinion.

4. In our opinion and to the best of our information and according to the explanations given to us, these standalone quarterly financial results as well as the year to date standalone financial results:

- (i) are presented in accordance with the requirements of Regulation 33 of the SEBI (Listing Obligations and Disclosures Requirements) Regulations, 2015 in this regard; and
- (ii) give a true and fair view of the total comprehensive income (Comprising of net profit & other Comprehensive income) and other financial information for the quarter ended March 31, 2019 as well as the year to date results for the period from April 1, 2018 to March 31, 2019.

For P. Murali & Co,
Chartered Accountants
FRN No: 0077



A. Krishna Rao
A. Krishna Rao
Partner
M.No:020085

Place: Hyderabad
Date:27-05-2019



P. MURALI & CO.,
CHARTERED ACCOUNTANTS
6-3-655/2/3, SOMAJIGUDA,
HYDERABAD - 500 082. INDIA

Tel. : (91-40) 2332 6666, 2331 2554
2339 3967, 2332 1470
Fax : (91-40) 2339 2474
E-mail : pmurali.co@gmail.com
info@pmurali.com
Website : www.p murali.com

Consolidated Financial Results

To
The Board of Directors,
Trimurthi Limited (Formerly known as Trimurthi Drugs & Pharmaceuticals Limited),
Hyderabad.

Audit Report for the Year ended 31st March, 2019.


1. We have audited the accompanying consolidated financial results ('the statement') of Trimurthi Limited ('the Company'), its subsidiaries (the Company, its subsidiaries together referred to as, 'the Group') for the year ended March 31, 2019, being submitted by the company pursuant to the requirement of Regulation 33 of the SEBI (Listing Obligations and Disclosure Requirements) Regulations, 2015, as modified by Circular No. CIR/CFD/FAC/ 62/2016 dated July 5, 2016.

2. This statement, which is responsibility of the company's management and approved by Board of Directors, has been compiled from the related consolidated financial statements which has been prepared in accordance with Indian Accounting Standards prescribed under section 133 of the Companies Act 2013 read with relevant rules issued there under and other accounting principles generally accepted in India. Our responsibility is to express an opinion on these consolidated financial results based on our audit of such consolidated financial statements for the year ended March 31, 2019.

3. We conducted our audit in accordance with the auditing standards on Auditing issued by Institute of Chartered Accountant of India. Those standards require that we plan comply with ethical requirements plan and perform the audit to obtain reasonable assurance about whether the consolidated financial results are free of material misstatements.

An audit involves performing procedures to obtain the audit evidence about the amounts and disclosures in the statements. The procedures selected depends on the auditor's judgement, including the assessment of risk of material misstatement of the statements, whether due to fraud or error. In making those risk assessments the auditor consider internal control relevant to the company's preparation and fair presentation of the statement in order to design audit procedures that are appropriate in the circumstances. An audit also include evaluating the appropriateness of the accounting policies used and the reasonableness of the accounting estimates made by the management, as well as evaluating the overall presentation of the statements.

We believe that our audit evidence obtained by us and by other auditors in, is sufficient and appropriate to provide a reasonable basis for our opinion.





P. MURALI & CO.,
CHARTERED ACCOUNTANTS
6-3-655/2/3, SOMAJIGUDA,
HYDERABAD - 500 082. INDIA

Tel. : (91-40) 2332 6666, 2331 2554
2339 3967, 2332 1470
Fax : (91-40) 2339 2474
E-mail : pmurali.co@gmail.com
info@pmurali.com
Website : www.pmurali.com

4. In our opinion and to the best of our information and according to the explanations given to us and based on the consideration of the reports of other auditors on separate financial statements and the other financial information of subsidiaries, these consolidated financial results as well as for the year to date results:

- (i) includes the results of the following entities:
 - a) Trimurthi Foods Limited
 - b) Trimurthi Pharmaceuticals India Private Limited
- (ii) are presented in accordance with the requirements of Regulation 33 of the SEBI (Listing Obligations and Disclosure Requirements) Regulations, 2015 read with SEBI Circular No. CIR/CFD/FAC/ 62/ 2016 dated July 5, 2016, in this regard; and
- (iii) give a true and fair view of the consolidated total comprehensive income (comprising of net loss and other comprehensive income) and other financial information for the year ended March 31, 2019.

Other Matters:-

5. We did not audit the financial statements and other financial information, in respect of two subsidiaries, whose Ind AS financial statements include total assets of Rs. 371.00 lakhs as at March 31, 2019, and total revenues of Rs. 978.01 lakhs for the year ended on that date. These Ind AS financial statements and other financial information have been audited by other auditors, which financial statements, other financial information and auditor's reports have been considered. Our opinion, in so far as it relates to the affairs of such subsidiaries is based solely on the report of other auditors. Our opinion is not qualified in respect of these matters.

For P. Murali & Co.
Chartered Accountants
FRN: 007257S


A. Krishna Rao
Partner
M.No. 020085



Place: Hyderabad
Date: 27.05.2019

Date: 27.05.2019

**To,
The Secretary,
The B.S.E Limited
Floor 25, P.J. Towers,
Dalal Street,
Mumbai- 400 001**

Sub: Declaration in respect of Audit Report with an Un-modified opinion for the Financial Year ended March 31, 2019

Dear Sir/ Madam,

With Reference to the Subject Cited, whereby we submitted Form A for the Audit Report on the Financial Results in accordance with Regulation 33 (3) (d) of the SEBI (Listing Obligation and Disclosure Requirements) Regulation, 2015, as applicable on that date.

In addition to the above and pursuant to SEBI Circular No. CIR/CFD/CMD/56/2016 dated May 27, 2016; we hereby give a declaration that the Statutory Auditors - M/s. P. Murali & Co., Chartered Accountants, have submitted their Audit Report for the year ended March 31, 2019 with an Un-modified opinion.

Request you take the same on records.

Thanking you
for **TRIMURTHI LIMITED**


Arun Kumar Bhangadia
Managing Director
DIN: 0002102









TRIMURTHI LIMITED

(Formerly known as Trimurthi Drugs & Pharmaceuticals Ltd.)
4-4-231/1/2/ABC, Inderbagh, Sultanbazar,
Hyderabad - 500 095, T.S. INDIA. | Tel: 040 24757370
Email : info@trimurthidrugs.com
Website : www.trimurthidrugs.com
CIN No : L67120TG1994PLC018956

Compliance under Regulation 33 of Securities and Exchange Board Of India (Listing Obligations and Disclosure Requirements) Requirements, 2015

**FORM A
Annual Audit Report**

1.	Name of the company	Trimurthi Limited
2.	Annual financial statements for year ended	31 st March, 2019 (Board Meeting held on Monday, 27/05/2019)
3.	Type of Audit observation	Un - Qualified
4.	Frequency of observation	Not Applicable
5.	To be signed by-	
	Managing Director	Arun Kumar Bhangadia, Managing Director (DIN: 00021024)  
	Chief Financial Officer (CFO)	VANI MANDA (PAN No. AMPPV9380F)  
	Statutory Auditor of the Company	M/s. P. Murali & Co. Chartered Accountants FRN: 007257S A Krishna Rao Partner M. No. 020085  
	Chairman of Audit Committee	Mr. Sagar Rajendera Karwa (DIN: 07535006) 