

Regd. Office : GNA HOUSE, I-C, CHHOTI BARADARI - PART-II
GARHA ROAD, JALANDHAR- 144001

Phones : 0181-4630477
Fax : 0181-4630477
E-mail : info@gnagroup.com
Website : www.gnagroup.com

Dated : 23rd October, 2018

Department of Corporate Services
BSE Limited
25th Floor
Rotunda Building, P J Towers
Dalal Street, Fort
MUMBAI 400001

SCRIP CODE : 540124

The National Stock Exchange of India Limited
"Exchange Plaza"
Plot No C-1, G Block
Bandra Kurla Complex
Bandra (East)
MUMBAI – 400051

SCRIP CODE : GNA

SUB: COMPLIANCE OF REGULATION 30 and 33 OF THE SEBI (LISTING OBLIGATIONS AND DISCLOSURE REQUIREMENTS) REGULATIONS, 2015- SUBMISSION OF UNAUDITED FINANCIAL RESULTS FOR THE PERIOD ENDED SEPTEMBER 30, 2018.

Sir,

In compliance of regulation 30 and 33 of SEBI (Listing Obligations and Disclosure Requirements) Regulations, 2015 we wish to inform you that the Board of Directors of the Company in its meeting held on 23rd October, 2018 has, inter alia, considered, approved and taken on record the Standalone Unaudited Financial Results of the Company for the Quarter and Half Year ended September 30, 2018 of the Financial Year 2018-2019.

A copy of the aforesaid unaudited financial results in the prescribed format as approved by the Board of Directors and signed by the Managing Director and the Limited Review Report of the Statutory Auditors in annexed for your ready reference.


The aforesaid results were reviewed by the Audit Committee and subsequently approved and taken on record by the Board of Directors of the Company.

Meeting of the Board of Directors commenced at 12:30 PM and concluded at 1:15 PM.

This is for your information and record.

Thanking You

Yours Truly
For GNA AXLES LIMITED


Gourav Jain
Company Secretary



Encls : As above

CIN : L29130PB1993PLC013684

Works : UNIT-I, VPO MEHTIANA, DISTT. HOSHIARPUR
UNIT-II, VILLAGE GULABGARH JATTAN DISTT. KAPURTHALA
Phones : 01882-262273 (7 Lines)
Fax : 01882-262280, 262302

Manufacturers of :

Rear Axle Shafts, Other Shafts and Spindles
ISO/TS. 16949/2009

HARISH & CO.

Chartered Accountants

469-Lajpat Nagar Market

Jalandhar City-144001

E-mail: harishmonga.ca@gmail.com



LIMITED REVIEW REPORT

**The Board of Directors,
GNA Axles Limited**

Re: Limited Review of the unaudited results of **GNA Axles Limited** for the Quarter/Half year ended September 30, 2018

1. We have reviewed the accompanying "Statement of unaudited Financial Results of **GNA Axles Limited** for the Quarter/Half year ended September 30, 2018" being submitted by the company pursuant to the requirement of Regulation 33 of the SEBI (Listing Obligations and Disclosure Requirements) Regulations, 2005 read, with SEBI Circular No. CIR/CFD/FAC/62/2016 dated July 05, 2016, to the Stock Exchange.
2. The preparation of the statement in accordance with the recognition and measurement principles laid down in Indian Accounting Standard 34, interim financial reporting (Ind As 34) prescribed under section 133 of the Companies Act, 2013, read with rule 3 of Companies (Indian Accounting Standards) Rules 2015 and read with SEBI Circular No. CIR/CFD/FAC/62/2016 dated July 05, 2016 is the responsibility of the Company's management and has been approved by the Board of Directors. Our responsibility is to issue a report on these Financial Statements Based on our review.
3. We conducted our review in accordance with the Standard on Review Engagement (SRE) 2410, "Review of Interim Financial information performed by the Independent Auditor of the Entity", issued by the Institute of Chartered Accountants of India. This standard requires that we plan and perform the review to obtain moderate assurance as to whether the financial statements are free of material misstatement. A review is Limited primarily to inquiries of Company personnel and analytical procedures applied to financial data and thus provides less assurance than an audit. We have not performed an Audit and accordingly, we do not express an audit opinion.
4. Based on our review conducted as above, nothing has come to our attention that causes us to believe that the accompanying statement of unaudited Financial Results, prepared in accordance with applicable accounting standards specified under section 133 of the Company Act, 2013. Read with rule 7 of the Companies (Accounts) Rules, 2014 and other recognized accounting practices and policies, has not disclosed the information required to be disclosed in terms of regulation 33 of the SEBI (Listing Obligations and Disclosure Requirements) Regulations 2015 read with SEBI Circular No. CIR/CFD/FAC/62/2016 dated July 05, 2016 including the manner in which it is to be disclosed, or that it contains any material misstatement.

**For HARISH & CO.,
Chartered Accountants
FRN : 017372A**

**(HARISH KUMAR)
Proprietor
M. No. 016902
Place: Jalandhar
Dated: October 23, 2018**



G N A Axles Limited

Regd. Office : GNA House 1-C Chhoti Baradari Part - II, Garha Road, Opposite Medical College Jalandhar 144001 Punjab

Unaudited Financial Results for the quarter and half year ended 30th September 2018

Corporate Identity Number : L29130PB1993PLC013684

Website : www.gnagroup.com Email: gjain@gnagroup.com


Rs. in Lacs

PARTICULARS	Quarter Ended			Half Year Ended		Year Ended
	30/09/2018	30/06/2018	30/09/2017	30/09/2018	30/09/2017	31/03/2018
	Unaudited	Unaudited	Unaudited	Unaudited	Unaudited	Audited
I Revenue From Operations	22724.68	21258.13	16098.96	43982.81	30606.37	67754.98
II Other Income	0.00	12.89	87.80	12.89	178.65	287.50
III TOTAL INCOME (I + II)	22724.68	21271.02	16186.76	43995.70	30785.02	68042.48
IV EXPENSES						
Cost of Material Consumed	15854.96	13387.04	9953.42	29242.00	19199.44	45816.09
Change In Inventory [WIP & FG]	-885.63	796.46	-279.28	-89.17	-538.45	-3314.22
Exise Duty			745.29		745.29	741.47
Employee Benefit Expenses	940.46	867.42	764.15	1807.88	1503.50	3184.86
Finance Cost	179.77	230.26	180.85	410.03	390.30	709.45
Depreciation	862.00	794.10	646.15	1656.10	1234.73	2480.03
Other Expenses	3226.74	3044.98	2541.70	6271.72	5030.06	11022.33
TOTAL EXPENSES IV	20178.30	19120.26	14552.28	39298.56	27564.87	60640.01
V Profit/Loss Before Exceptional Items	2546.38	2150.76	1634.48	4697.14	3220.15	7402.47
VI Exceptional Items	0.00	0.00	0.00	0.00	0.00	0.00
VII Profit/Loss Before Tax	2546.38	2150.76	1634.48	4697.14	3220.15	7402.47
VIII Tax Expenses						
a) Current Tax	873.53	805.78	622.67	1679.31	1099.99	2360.00
b) Deferred Tax	48.77	-55.47	-54.59	-6.70	-54.59	-45.95
IX Profit For the Year	1624.08	1400.45	1066.40	3024.53	2174.75	5088.42
X Other Comprehensive	0.00	0.00	0.00	0.00	0.00	0.00
XI Total Comprehensive Income for the Period	1624.08	1400.45	1066.40	3024.53	2174.75	5088.42
XII Paid Up Equity Capital (Face value Rs.10 per Share)	2146.54	2146.54	2146.54	2146.54	2146.54	2146.54
XIII Reserves Excluding revaluation reserves						31996.08
XIV Earning Per Share (of face value 10 each)						
a) Basic	7.57	6.52	4.97	14.09	10.13	23.71
b) Diluted	7.57	6.52	4.97	14.09	10.13	23.71

Notes:

- Figures of the previous periods have been recasted / regrouped, wherever necessary to make them comparable.
- The entire operations of the Company relate to only one segment i.e "Auto Components", therefore the disclosure requirement of " Segment reporting" are not applicable.
- The above unaudited financial results were reviewed by the Audit Committee and approved by the Board of Directors of the Company at its meeting held on Oct 23, 2018.

For GNA AXLES LIMITED



Gursaran Singh
Managing Director
DIN 00805558

Place: Mehtiana
Date : Oct. 23, 2018

G N A Axles Limited

Regd. Office : GNA House 1-C Chhoti Baradari Part - II, Garha Road, Opposite

Medical College, Jalandhar 144001 Punjab

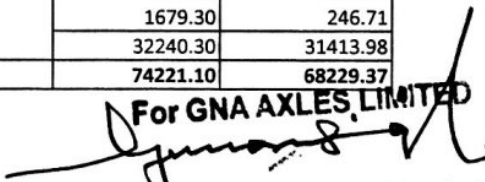
Corporate Identity Number : L29130PB1993PLC013684

Website : www.gnagroup.com Email: gjain@gnagroup.com

Balance Sheet as at Sep. 30, 2018 (Unaudited)

[RS. IN LAC]

Sr. No.	Particulars	Amount As At	
		30.09.2018	31.03.2018
	ASSETS		
1	Non Current Assets		
a	Property, Plant and Equipment	21430.00	19069.37
b	Capital Work in Progress		
c	Intangible Assets		
d	Financial Assets		
	Long Term Investments	0.66	0.66
	Long Term Loans		
	Other Financial non Current Assets		
e	Other Non Current Assets	4470.14	2833.47
	Total Non Current Assets	25900.80	21903.50
2	Current Assets		
a	Inventories	16674.68	15363.51
b	Financial Assets		
	Short Term Investments		
	Trade Receivables	27015.53	23546.60
	Cash & Bank Balances	59.05	2608.72
	Short Term Loans		
	Other Financial Current assets		
c	Other Current Assets	4571.04	4807.04
	Total Current assets	48320.30	46325.87
	Total Assets	74221.10	68229.37
	Equity & Liabilities		
1	Equity		
a	Equity Share Capital	2146.54	2146.54
b	Other Equity	34528.92	31996.09
	Total Equity	36675.46	34142.63
2	Liabilities		
a	Financial Liabilities		
	Long Term Borrowings	5109.30	2470.02
	Other Financial Non current Liabilities		
b	Long Term Provisions		
c	Deferred Tax Liabilities (Net)	196.04	202.74
d	Other Non Current Liabilities		
	Total Non Current Liabilities	5305.34	2672.76
3	Current Liabilities		
	Financial Liabilities	-	-
	Short Term Borrowing	5765.17	9883.17
	Trade Payable	22737.22	18296.93
	Other Financial Current Liabilities	1254.43	2029.05
b	Other Current Liabilities	129.98	228.33
	Short Term Provisions	674.20	729.79
	Current Tax Liabilities	1679.30	246.71
	Total Current Liabilities	32240.30	31413.98
	Total Liabilities	74221.10	68229.37

For GNA AXLES LIMITED

Managing Director