



GP+
Global



9th August, 2018

To, BSE Limited Department of Corporate Services, P. J. Towers, Dalal Street, Mumbai – 400 001 Scrip Code: 532543	To, National Stock Exchange of India Ltd. Exchange Plaza, 5 th Floor, G-Block, Bandra Kurla Complex, Bandra East, Mumbai 400 051 Scrip Symbol: GULFPETRO
---	---

Sub: - Un-audited Financial Results & Limited Review Report for the Quarter ended 30th June, 2018

Dear Sir/Madam,

Pursuant to Regulation 33 of SEBI (Listing Obligation and Disclosure Requirements), Regulations, 2015, please find enclosed herewith the Un-audited Financial Results for the quarter ended 30th June, 2018 along with Limited Review Report duly approved by the Board of Directors at their meeting held on 9th August, 2018.

Kindly take the same on record.

Thanking you,


Your's faithfully,
For GP PETROLEUMS LIMITED

SHIV RAM SINGH
COMPANY SECRETARY

GP PETROLEUMS LIMITED					
Unaudited Financial Results for the Quarter ended June 30, 2018					
(Rs. In Lakhs)					
Particulars	Quarter Ended			Year Ended	
	June 30, 2018 Unaudited	March 31, 2018 Audited	June 30, 2017 Unaudited	March 31, 2018 Audited	
INCOME					
I	Revenue from Operations	16,697.86	17,925.16	9,960.24	57,342.09
II	Other Income	28.13	(312.34)	7.57	14.98
III	Total revenue (I+II)	16,725.99	17,612.82	9,967.81	57,357.07
EXPENSES					
IV	Cost of Materials Consumed	7,492.12	8,930.43	6,645.24	32,408.18
	Purchases of Stock-in-Trade	3,754.70	10,224.93	1,021.67	15,932.83
	(Increase)/ Decrease in Inventories	3,352.97	(4,663.45)	(360.49)	(5,127.38)
	Excise Duty on Sale of Goods	-	-	-	1,304.71
	Employee Benefit Expenses	605.33	618.24	591.02	2,515.58
	Depreciation and Amortization Expense	81.13	102.17	70.22	312.23
	Finance Costs	415.97	176.15	161.30	652.97
	Other Expenses	476.56	1,619.91	1,301.02	6,855.06
	Total Expenses (IV)	16,178.78	17,008.38	9,429.98	54,854.18
V	Profit/(Loss) before Exceptional Items and Tax (I-IV)	547.21	604.44	537.83	2,502.89
VI	Exceptional Items	-	-	-	-
VII	Profit/(Loss) before Tax (V-VI)	547.21	604.44	537.83	2,502.89
VIII	Tax Expense:				
	(1) Current Tax	229.11	213.41	199.13	913.74
	(2) Prior Year Tax	31.34	-	-	-
	(3) Deferred Tax	(40.81)	(4.15)	(11.08)	(47.10)
	(4) MAT	-	-	-	-
IX	Profit (Loss) for the period from Operations (VII-VIII)	327.57	395.18	349.78	1,636.25
X	Other Comprehensive Income				
	- Items that will not be reclassified to profit or loss				
	Re-measurement Gains/(Loss) on Defined Benefit Plans	2.55	46.07	-	46.07
	Income Tax relating to above	(0.89)	(16.26)	-	(16.26)
	Equity Instruments through Other Comprehensive Income	-	-	-	-
	Income Tax relating to above	-	-	-	-
	Other Comprehensive Income, net of tax	1.66	29.81	-	29.81
XI	Total Comprehensive Income for the Period/Year (IX + X)	329.23	424.99	349.78	1,666.06
	Paid up Equity Share Capital (Face Value of Rs. 5/- each)	2,549.22	2,549.22	2,549.22	2,549.22
	Earning Per Share				
	Basic	0.64	0.78	0.69	3.21






PART II		Unaudited	Audited	Unaudited	Audited
A	PARTICULARS OF SHAREHOLDING	Quarter ended 30-06-2018	Quarter ended 31-03-2018	Quarter ended 30-06-2017	Year ended 31-03-2018
1	Public Shareholding				
	- Number of shares	1,39,64,676	1,39,96,491	1,41,40,123	1,39,96,491
	- Percentage of Shareholding	27.39%	27.45%	27.73%	27.45%
2	Promoters & Promoter Group Shareholding				
	a) Pledged / Encumbered	Nil	Nil	Nil	Nil
	b) Non-encumbered				
	- Number of shares	3,70,19,707	3,69,87,892	3,68,44,260	3,69,87,892
	- Percentage of Shares (as a % of the total shareholding of Promoter and Promoter Group)	100.00%	100.00%	100.00%	100.00%
	- Percentage of Shares (as a % of the total share capital of the Company)	72.61%	72.55%	72.27%	72.55%
B	INVESTOR COMPLAINTS			Quarter Ended 30-June-2018	
	Pending at the beginning of the Quarter			Nil	
	Received during the Quarter			1	
	Disposed during the Quarter			1	
	Unresolved at the end of the Quarter			Nil	




GP+
GLOBAL



PART III - Segment Information as per Ind AS - 108 on Segment Reporting					(Rs. in Lacs)				
Particulars	Quarter Ended 30-06-2018	Quarter Ended 31-03-2018	Quarter ended 30-06-2017	Year Ended 31-03-2018					
	Unaudited	Audited	Unaudited	Audited					
1. Segment Revenue									
(a) Manufacturing	12,596	12,920	8,935	46,493					
(b) Trading	4,101	5,005	1,025	10,849					
(c) Unallocated	-	-	-	-					
Total	16,698	17,925	9,960	57,342					
Less - Inter Segment Revenue	-	-	-	-					
Net Sales / Income from Operations	16,698	17,925	9,960	57,342					
2. Segment Results									
(a) Manufacturing	930	632	1,423	2,877					
(b) Trading	86	562	4	515					
(c) Unallocated	28	(312)	(658)	76					
Less - (i) Interest	416	176	161	653					
(ii) Other Unallocable Expenditure net off	81	102	70	313					
(iii) Un-allocable Income	-	-	-	-					
Total Profit Before Tax	547	605	538	2,502					
3. Capital Employed									
(A) Segment Assets									
(a) Manufacturing	25,326	32,095	22,495	32,095					
(b) Trading	1,627	218	491	218					
(c) Unallocated	6,659	8,491	4,710	8,491					
Total Segment Assets	33,612	40,804	27,696	40,804					
(B) Segment Liabilities									
(a) Manufacturing	12,503	21,195	9,224	21,195					
(b) Trading	3,840	-	1,029	-					
(c) Unallocated	17,269	19,609	17,443	19,609					
Total Segment Liabilities	33,612	40,804	27,696	40,804					
Segment Composition :									
Manufacturing Segment includes Manufacturing and Marketing of Lubricating Oils, Greases etc. Trading Segment includes trading activities through Base Oil and Coal Trading.									
Notes:									
1 The above Unaudited Financial Results were reviewed by the Audit Committee and approved by the Board of Directors at their respective meetings held on 9th August, 2018.									
2 The Company has adopted Indian Accounting Standards (Ind AS) from April 01, 2017 with transition date April 01, 2016. Accordingly financial results for the quarter ended 30th June 2018 and the quarter and year ended March 31, 2018, have been prepared following the Ind AS recognition and measurement principles.									
3 Post the applicability of IND AS 115 (w.e.f. April 01, 2018), the Incentives, Rebates and Benefits directly attributable to sale transaction has been netted off from Gross Revenue arising from such sale transactions. Consequently, revenue from operations and other expenses are not comparable with preceding period/year to this extent.									
4 The Financial results relating to the quarter ended June 30th, 2017, were originally prepared as per Indian GAAP.									
5 The above is an extract of the detailed format for quarterly and financial year ended financial results filed with the stock exchange under Regulation 33 of the SEBI (Listing and Other Disclosure requirements) Regulations, 2015. The full format of Financial results are available on stock exchanges websites (www.bseindia.com and www.nseindia.com).									
6 Figures for the previous year/ quarter have been regrouped/ rearranged, wherever necessary.									
For and on behalf of the Board of Directors of GP Petroleums Limited									
 Prerit Goel Vice Chairman									
 									
Dated - 9th August, 2018 Place - Mumbai									

GP Petroleums Limited

804, Akruti Star, 8th Floor, MIDC Central Road, MIDC, Andheri East, Mumbai, Maharashtra, 400 093, India

T +91 22 6148 2500 F +91 22 6148 2599 E ipol@gpglobal.com W www.gpglobal.com | www.gppetroleums.co.in | CIN: L23201MH1983PLC030372

GP PETROLEUMS LIMITED

STATEMENT OF UNAUDITED FINANCIAL RESULTS FOR THE QUARTER ENDED 30TH JUNE 2018

(Rs. In Lacs)

Sl. No.	Particulars	Quarter Ended 30th June 2018	Quarter Ended 31st March 2018	Quarter Ended 30th June 2017	Year Ended 31st March 2018
		(Unaudited)	(Audited)	(Unaudited)	(Audited)
1	Total Income from Operations	16,698	17,925	9,960	57,342
2	Net Profit/(Loss) for the period (before tax, Exceptional and/or Extraordinary Items)	547	604	538	2,503
3	Net Profit/(Loss) for the period before tax (after Exceptional and/or Extraordinary Items)	547	604	538	2,503
4	Net Profit/(Loss) for the period after tax (after Exceptional and/or Extraordinary Items)	328	395	350	1,636
5	Total Comprehensive Income for the period [Comprising Profit/(Loss) for the period(after tax) and other comprehensive income(after tax)]	329	425	350	1,666
6	Equity Share Capital	2,549	2,549	2,549	2,549
7	Reserves (excluding Revaluation Reserve as per the Balance Sheet of Previous accounting year)	17,389	17,060	13,067	17,060
8	Earnings Per Share (FV of Rs. 5/- each) Basic and Diluted (INR)	0.64	0.78	0.69	3.21





LIMITED REVIEW REPORT

To,
THE BOARD OF DIRECTORS
GP PETROLEUMS LIMITED

We have reviewed the accompanying statement of unaudited financial results of GP Petroleums Limited for the period ended June 30, 2018, except for the disclosures regarding 'Public Shareholding' and 'Promoter and Promoter Group Shareholding' which have been traced from disclosures made by the management and have not been audited by us. This statement is the responsibility of the company's management and has been approved by the Board of Directors / Committee of Board of Directors. Our responsibility is to issue a report on these financial statements based on our review.

We conducted our review in accordance with the Standard on Review Engagement (SRE) 2400, *Engagements to Review Financial Statements* issued by the Institute of Chartered Accountants of India. This standard requires that we plan and perform the review to obtain moderate assurance as to whether the financial statements are free of material misstatement. A review is limited primarily to inquiries of company personnel and analytical procedures applied to financial data and thus provides less assurance than an audit. We have not performed an audit and accordingly, we do not express an audit opinion.

Based on our review conducted as above, nothing has come to our attention that causes us to believe that the accompanying statement of unaudited financial results prepared in accordance with applicable accounting standards and other recognized accounting practices and policies has not disclosed the information required to be disclosed in terms of Regulation 33 of the SEBI (Listing Obligation and Disclosure Requirements) Regulations, 2015 including the manner in which it is to be disclosed, or that it contains any material misstatement.

For PNG & CO
Firm Registration No. 021910N
Chartered Accountants


Prabhat Kumar
Partner
Membership No. 087257



Place: Mumbai
Date: 9th August, 2018