



**Shaily Engineering
Plastics Limited**

CIN # L51900GJ1980PLC065554

Regd. Office & Rania Plants :
Survey No. 363, 364 & 366,
At & Po. Rania 391780, Ta. Savli,
Dist. Vaododara, Gujarat, India.
Phone : +91-2667-244307/361
Fax : +91-2667-244379
E-Mail : rania.plant@shaily.com

Halol Plant :
707, GIDC, Halol - 389 350,
Dist. Panchmahals, Gujarat, India.
Phone : +91-2676-292913/14
Fax : +91-2676-290183
E-Mail : halol.plant@shaily.com

Correspondence Address :
8, J. P. Nagar, Old Padra Road
Vaododara - 390 015, Gujarat, India.
Phone : +91-265-2339706
Fax No. : +91-265-2339793
E-Mail : sales@shaily.com
Visit us at : www.shaily.com



**SEPL/SE/Feb/17-18
February 12, 2018**

**The General Manager,
Corporate Services/Listing Department
BSE Limited
Floor 25, P.J. Towers,
Dalal Street,
Mumbai - 400 001
Scrip Code : 501423**

Sub : Q3 & 9M FY18 Result Presentation

**Ref : Regulation 30 read with Clause 15 of Part A of Schedule III of the SEBI
(Listing Obligations and Disclosure Requirements) Regulations, 2015**

Dear Sir,

In continuation to our letter dated February 08, 2018, kindly find enclosed **Q3 & 9M FY18 Result Presentation** of the Company.

The same is also hosted on our website www.shaily.com.

Kindly take the same on record.

Thanking You.

Yours truly,
For Shaily Engineering Plastics Limited


**Preeti Sheth
Asst. Company Secretary**



Encl : a/a

A photograph of a modern industrial factory floor. In the foreground, there are several stacks of teal-colored plastic crates, some wrapped in clear plastic. In the background, there are large industrial machines, including a white and black machine labeled 'ELEKTRON 200' and another labeled 'ELEKTRON 110'. A worker in a white uniform is visible in the distance. The ceiling is white with several square recessed lights. A yellow overhead crane is visible on the left side of the image.

Shaily Engineering Plastics Limited

Result Update Presentation

Q3 & 9MFY18

February 2018

Safe Harbor

This presentation and the accompanying slides (the “Presentation”), which have been prepared by Shaily Engineering Plastics Limited (the “Company”), have been prepared solely for information purposes and do not constitute any offer, recommendation or invitation to purchase or subscribe for any securities, and shall not form the basis or be relied on in connection with any contract or binding commitment whatsoever. No offering of securities of the Company will be made except by means of a statutory offering document containing detailed information about the Company.

This Presentation has been prepared by the Company based on information and data which the Company considers reliable, but the Company makes no representation or warranty, express or implied, whatsoever, and no reliance shall be placed on, the truth, accuracy, completeness, fairness and reasonableness of the contents of this Presentation. This Presentation may not be all inclusive and may not contain all of the information that you may consider material. Any liability in respect of the contents of, or any omission from, this Presentation is expressly excluded.

Certain matters discussed in this Presentation may contain statements regarding the Company’s market opportunity and business prospects that are individually and collectively forward-looking statements. Such forward-looking statements are not guarantees of future performance and are subject to known and unknown risks, uncertainties and assumptions that are difficult to predict. These risks and uncertainties include, but are not limited to, the performance of the Indian economy and of the economies of various international markets, the performance of the industry in India and world-wide, competition, the company’s ability to successfully implement its strategy, the Company’s future levels of growth and expansion, technological implementation, changes and advancements, changes in revenue, income or cash flows, the Company’s market preferences and its exposure to market risks, as well as other risks. The Company’s actual results, levels of activity, performance or achievements could differ materially and adversely from results expressed in or implied by this Presentation. The Company assumes no obligation to update any forward-looking information contained in this Presentation. Any forward-looking statements and projections made by third parties included in this Presentation are not adopted by the Company and the Company is not responsible for such third party statements and projections.

Q3 & 9MFY18 - Financial Performance



Q3FY18 Updates

Pharma Devices Order

Received confirmation for for development & supply of Anal applicator for global markets from a large domestic Pharma company

Order for 6 different types of Pens

Received confirmation to develop & supply 6 different types of Pens for different Therapies/Customers. Expected to launch during FY2019-20

Commercialised large portion of the Rs. 60 Cr. order in Q3 FY18

Home Furnishing Order

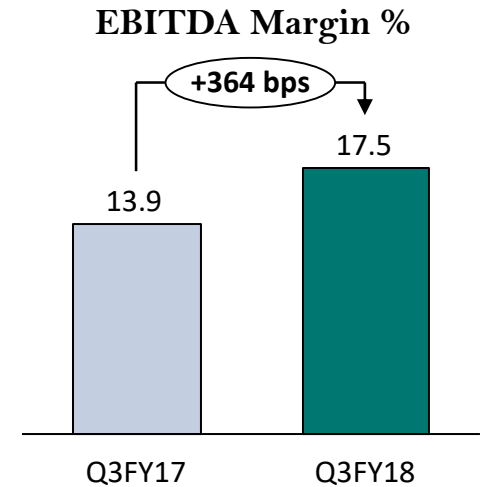
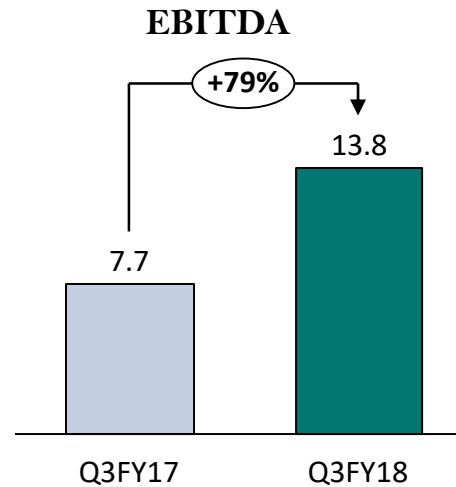
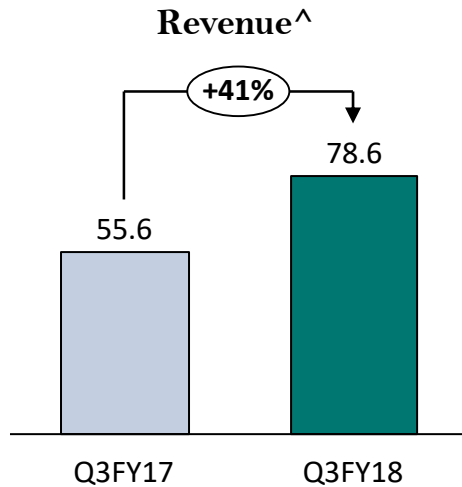
“GOLD Winner” at Platicon Awards 2018



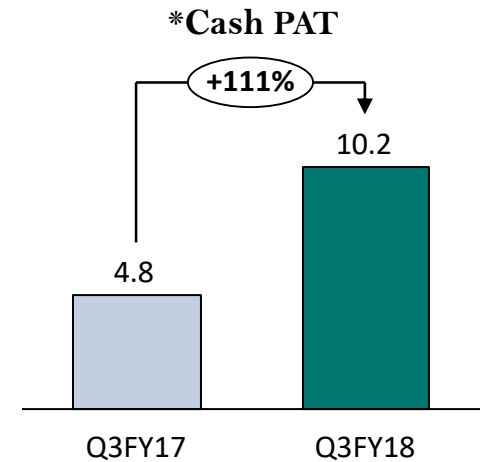
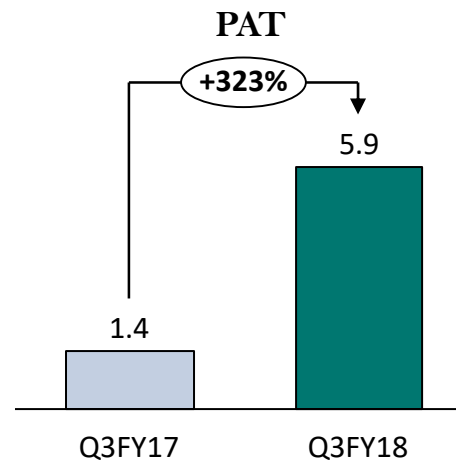
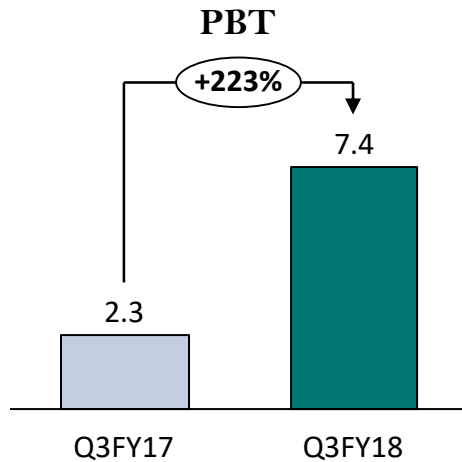
- ❖ **Shaily Engineering Plastics Ltd.** awarded “**GOLD Winner**” for outstanding **export of finished plastic goods** by **PlastIndia Foundation** on 7th Feb 2018 at **Platicon Awards 2018**
- ❖ **Plastindia Foundation** is the apex body of associations, organizations, and institutions connected with plastics, with common objectives to promote the development of the plastics industry and to assist the growth of plastics and related materials

Key Highlights – Q3FY18

(Rs. Cr.)



(Rs. Cr.)

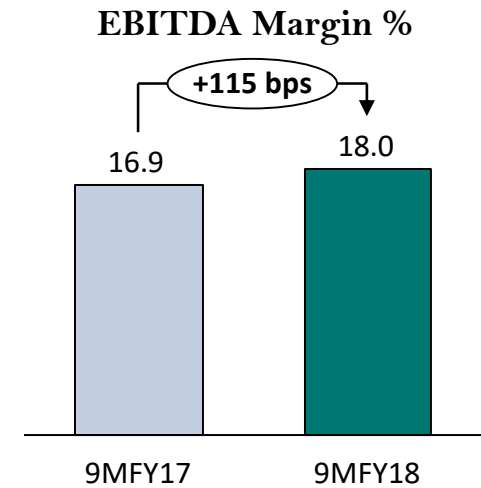
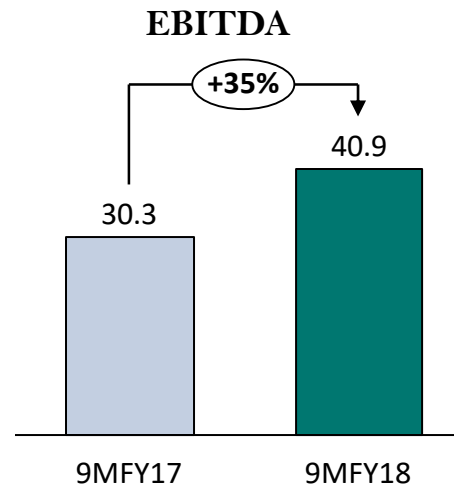
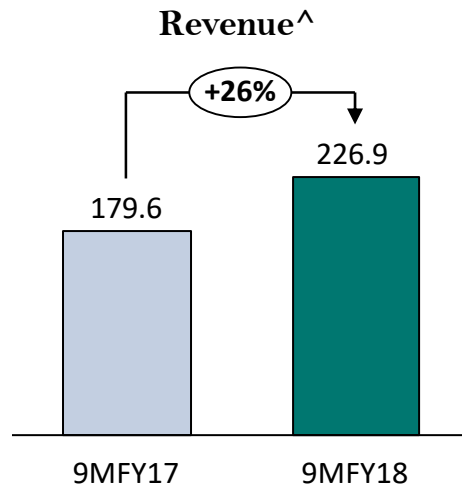


*Cash PAT includes PAT & Depreciation

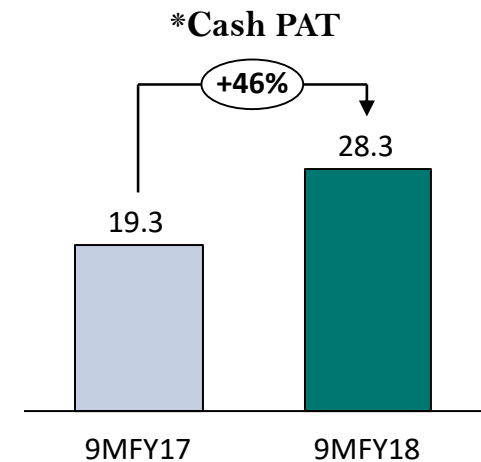
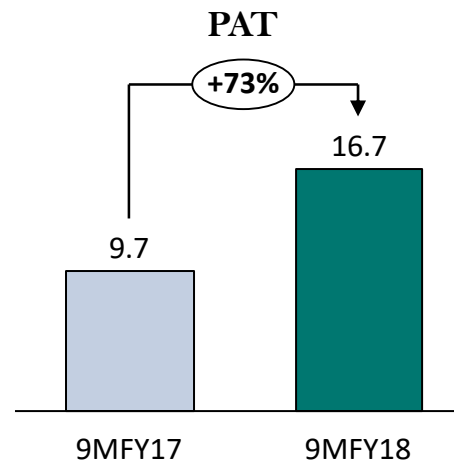
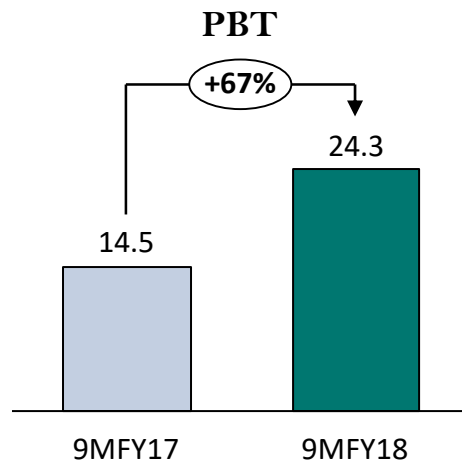
[^]Excise Duty expenses have been excluded for comparison purposes

Key Highlights – 9MFY18

(Rs. Cr.)



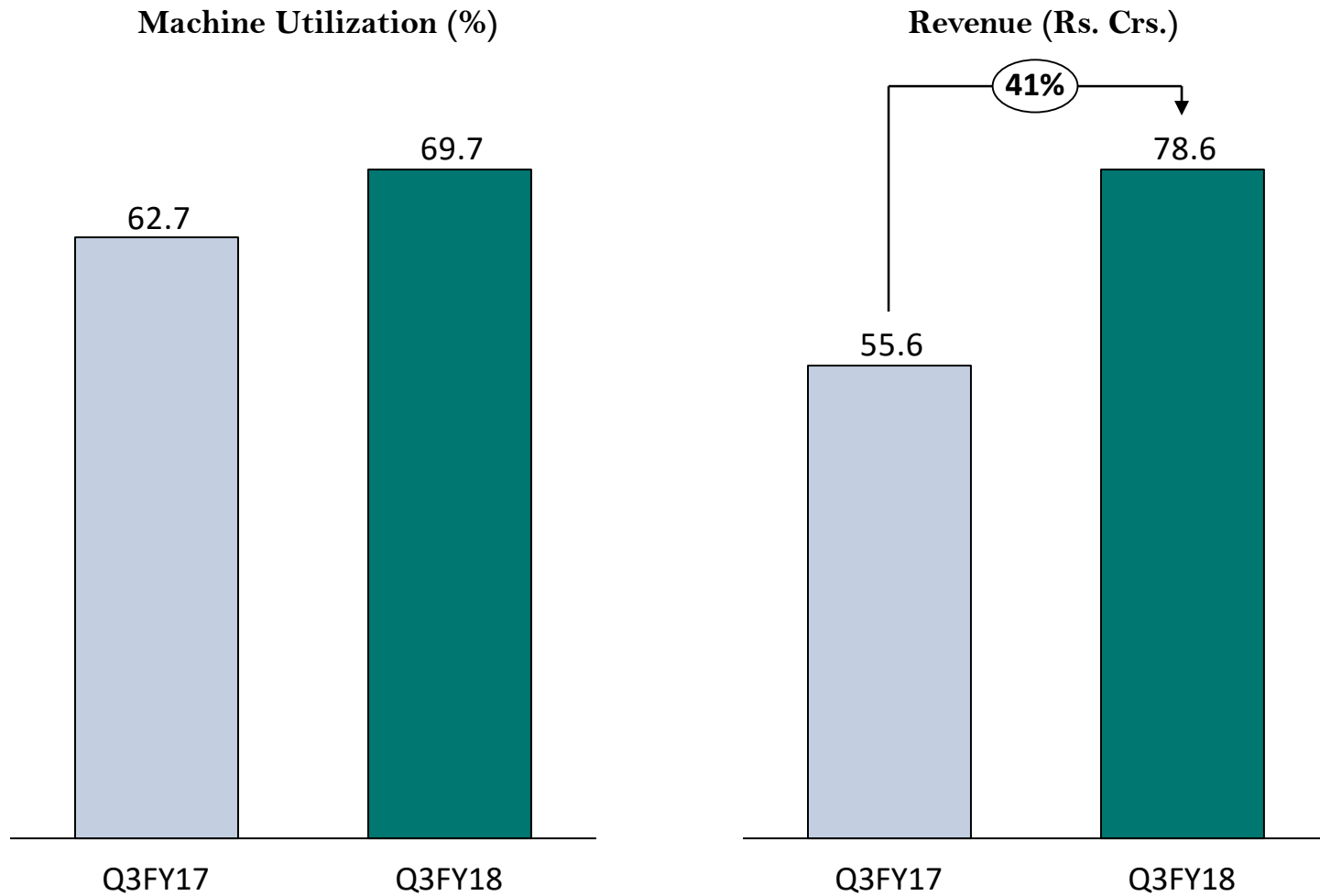
(Rs. Cr.)



*Cash PAT includes PAT & Depreciation

[^] Excise Duty expenses have been excluded for comparison purposes

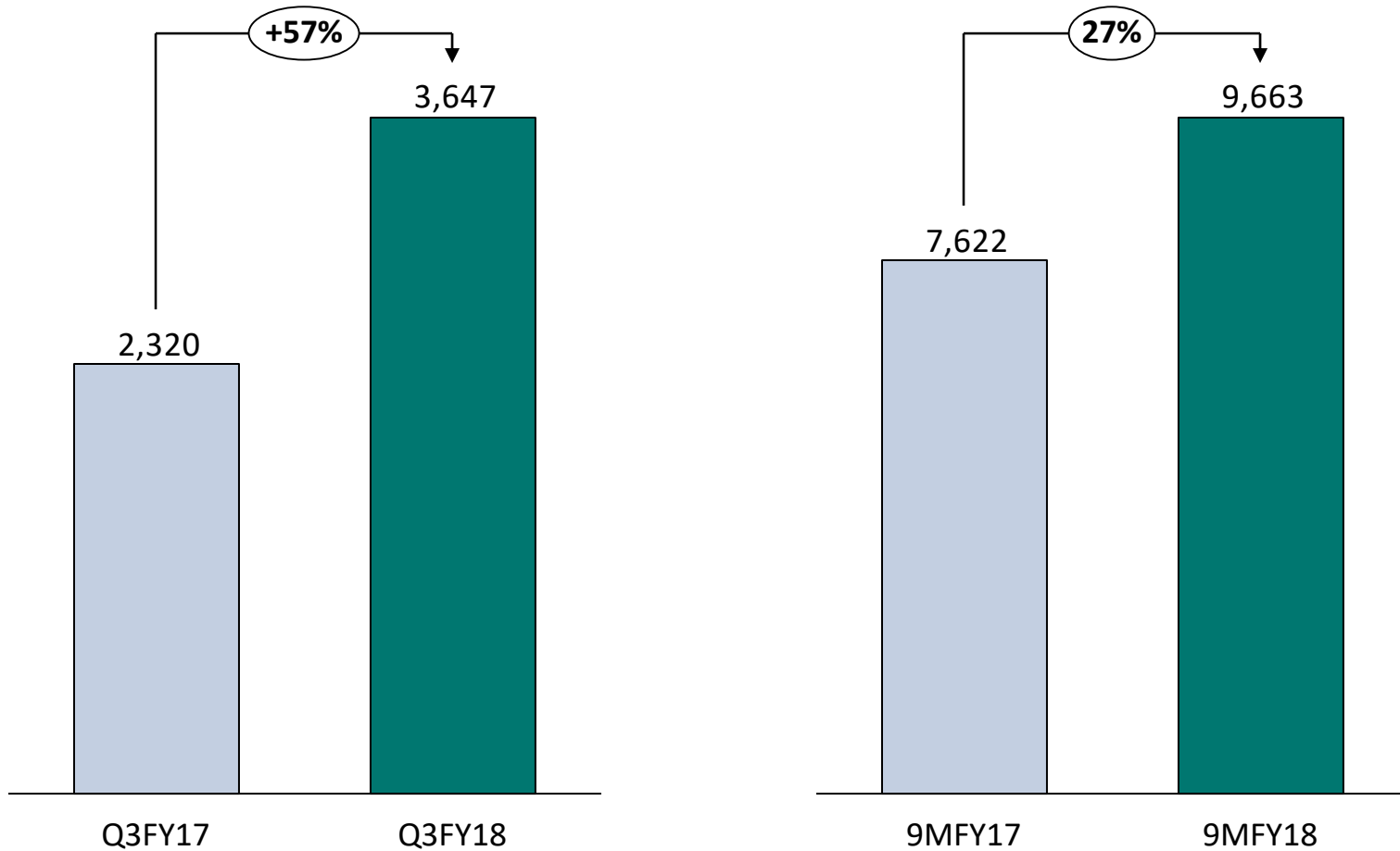
Machine Utilization – Across Plants



...Focusing on higher value add products

Volume of Polymers Processed

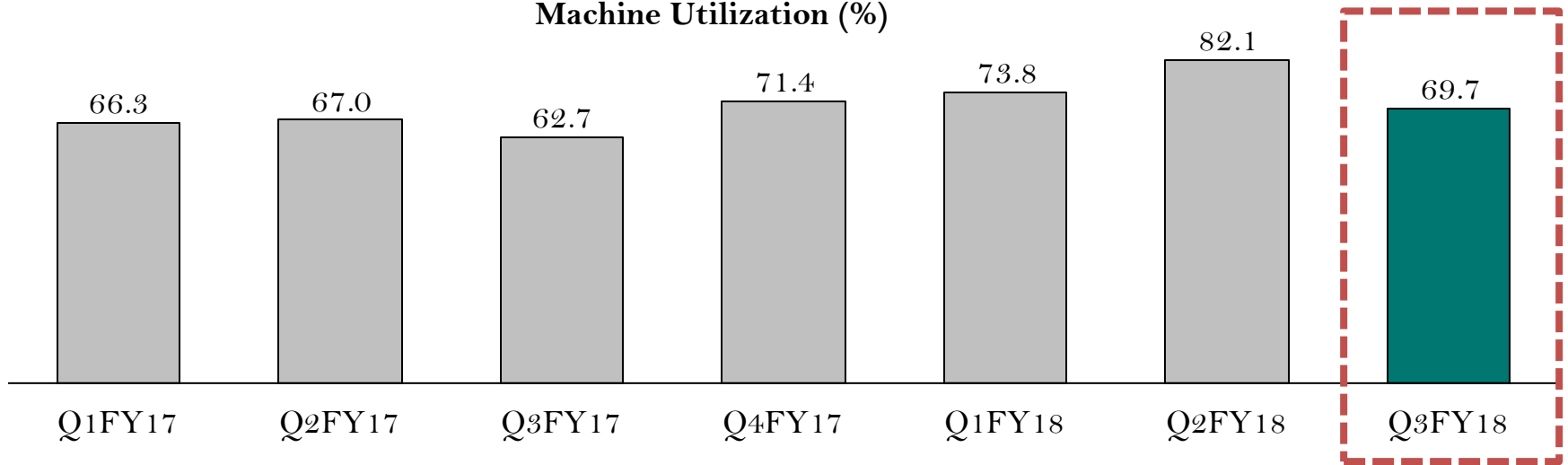
Volume in Tonnes (MT)



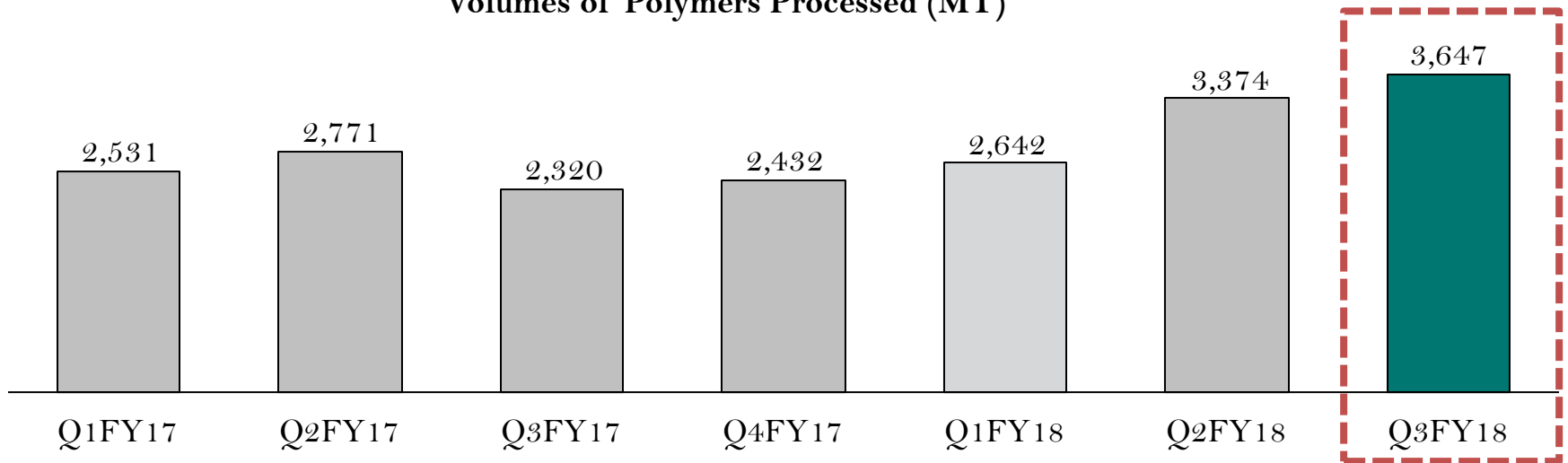
...Increase in basket of product offering and quantity

Operational Metrics

Machine Utilization (%)



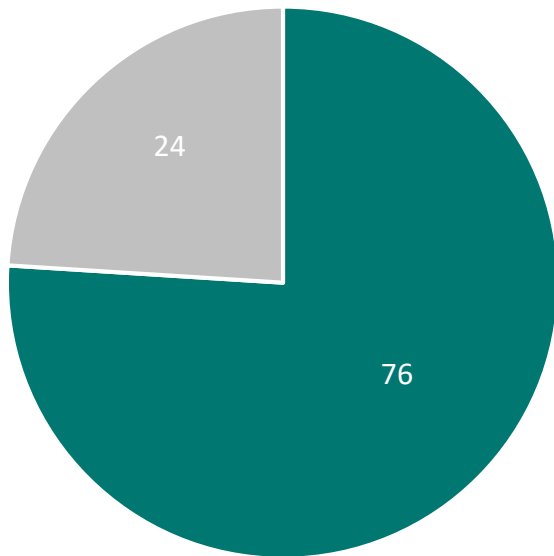
Volumes of Polymers Processed (MT)



Revenue Analysis - Domestic Vs. Exports

9MFY17 - Revenue

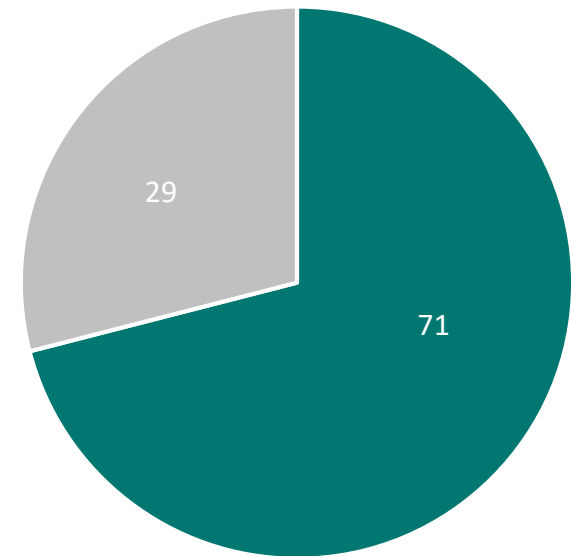
Sales



■ Foreign ■ Domestic

9MFY18 - Revenue

Sales



■ Foreign ■ Domestic



Quarterly Income Statement as per IndAS

Particulars in Rs. Crs	Q3FY18	Q3FY17	YoY %	9MFY18	9MFY17	YoY %
Revenue	78.6	55.6	41%	226.9	179.6	26%
Raw Material	48.9	34.8		141.2	110.4	
Employee Expenses	8.3	6.8		23.2	20.3	
Other Expenses	8.3	6.6		23.3	21.0	
Other Income	0.6	0.3		1.7	2.3	
EBITDA	13.8	7.7	79%	40.9	30.3	35%
<i>EBITDA Margin</i>	<i>17.5%</i>	<i>13.9%</i>		<i>18.0%</i>	<i>16.9%</i>	
Depreciation	4.3	3.4		11.5	9.6	
Finance Cost	2.1	2		5.0	6.1	
PBT	7.4	2.3	223%	24.3	14.5	67%
<i>PBT Margin</i>	<i>9.4%</i>	<i>4.1%</i>		<i>10.7%</i>	<i>8.1%</i>	
Tax	1.5	0.9		7.6	4.9	
PAT	5.9	1.4	323%	16.7	9.7	73%
<i>PAT Margin</i>	<i>7.5%</i>	<i>2.5%</i>		<i>7.4%</i>	<i>5.4%</i>	
Cash PAT*	10.2	4.8	111%	28.3	19.3	46%
<i>Cash PAT Margin</i>	<i>12.9%</i>	<i>8.7%</i>		<i>12.5%</i>	<i>10.8%</i>	

*Cash PAT includes PAT & Depreciation

Balance Sheet as per IndAS


Particulars in Rs. Crs	Sept 17
Assets	
Non current Assets	124.4
Fixed Assets	
Property Plant & Equipment	92.0
Capital WIP	12.9
Intangible Assets	0.8
Intangible Assets under Development	0.9
Financial Assets	
Investments	0.2
Others	0.2
Other Non current Assets	17.5
Current Assets	125.5
Inventories	35.7
Financial Assets	
Trade Receivables	55.9
Cash & cash equivalents	0.8
Other Bank Balances	2.5
Loans	0.1
Other Financial Assets	1.1
Other Current Assets	29.4
Total Assets	249.9

Particulars in Rs. Crs	Sept 17
Equity & Liabilities	
Equity	111.3
Share Capital	8.3
Other Equity	103.0
Non Current Liabilities	28.3
Financial Liabilities – Borrowings	20.6
Provisions	1.2
Deferred Tax Liabilities (Net)	5.8
Other Non Current Liabilities	0.7
Current Liabilities	110.4
Financial Liabilities	
Borrowings	52.4
Trade Payables	37.2
Other Financial Liabilities	17.4
Other Current Liabilities	2.3
Provisions	0.6
Current Tax Liabilities (Net)	0.5
Total Equity & Liabilities	249.9


Reconciliation as per I-GAAP

Particulars in Rs. Crs	9MFY17
Net Profit for the period as per Indian GAAP	8.6
Fair Valuation of Financial Assets - Investment in mutual funds	1.2
Adjustment on account of provision for expected credit loss	-0.2
Re-measurement of post employment benefit obligations	0.1
Adjustment of borrowings at amortized cost using effective interest rate method	0.0
Tax Impact on above	-0.1
Total IND-AS Adjustments	1.0
Net Profit for the period as per IND-AS	9.6
Items that will not be reclassified to profit or loss (Net of Tax)	-0.1
Total Comprehensive Income (Actuarial Gain on Defined Benefit Obligation)	9.5


FY18 Road ahead




CRC Plant -Increased utilisation of the CRC plant with current orders on hand



Tooling Investment –Investing in tooling for couple of large customers. Investment expected to be recovered over part supplies in 2-3 years



Expansion Plans -Expansion of plants & consolidation of business within plants underway. Major expansion expected to be completed by Q2 FY18



Commercialisation of Home Furnishings Order - Expect to fully commercialise the Rs. 60Cr. Order by end of Q2FY18



Historical Income Statement as per I-GAAP

Particulars in Rs. Crs.	FY17	FY16	FY15	FY14	FY13
Total Revenue#	252.6	231.2	185.4	155.1	125.7
Raw Material	151.1	137.3	113.4	86.6	69.0
Employee Expenses	26.6	23.4	19.5	16.0	13.1
Excise Duty	6.2	5.6	5.7	4.3	2.9
Other Expenses	27.5	25.9	20.3	24.0	23.7
Other Income	3.4	2.8	1.6	0.5	0.6
EBITDA	44.4	41.8	28.0	24.6	17.6
<i>EBITDA Margin</i>	17.6%	18.1%	15.1%	15.9%	14.0%
Depreciation	13.3	10.3	6.4	6.0	5.6
Finance Cost	7.9	10.1	6.7	8.4	6.9
PBT	23.2	21.4	14.9	10.2	5.1
<i>PBT Margin</i>	9.2%	9.3%	8.3%	6.8%	4.1%
Tax	7.3	5.9	1.9	3.7	1.4
PAT	15.9	15.5	13.0	6.6	3.6
<i>PAT Margin</i>	6.3%	6.7%	7.2%	4.4%	2.9%
*Cash PAT	29.2	25.7	19.4	12.6	9.2
<i>Cash PAT Margin</i>	11.6%	11.1%	10.8%	8.3%	7.5%

***Cash PAT includes PAT & Depreciation**

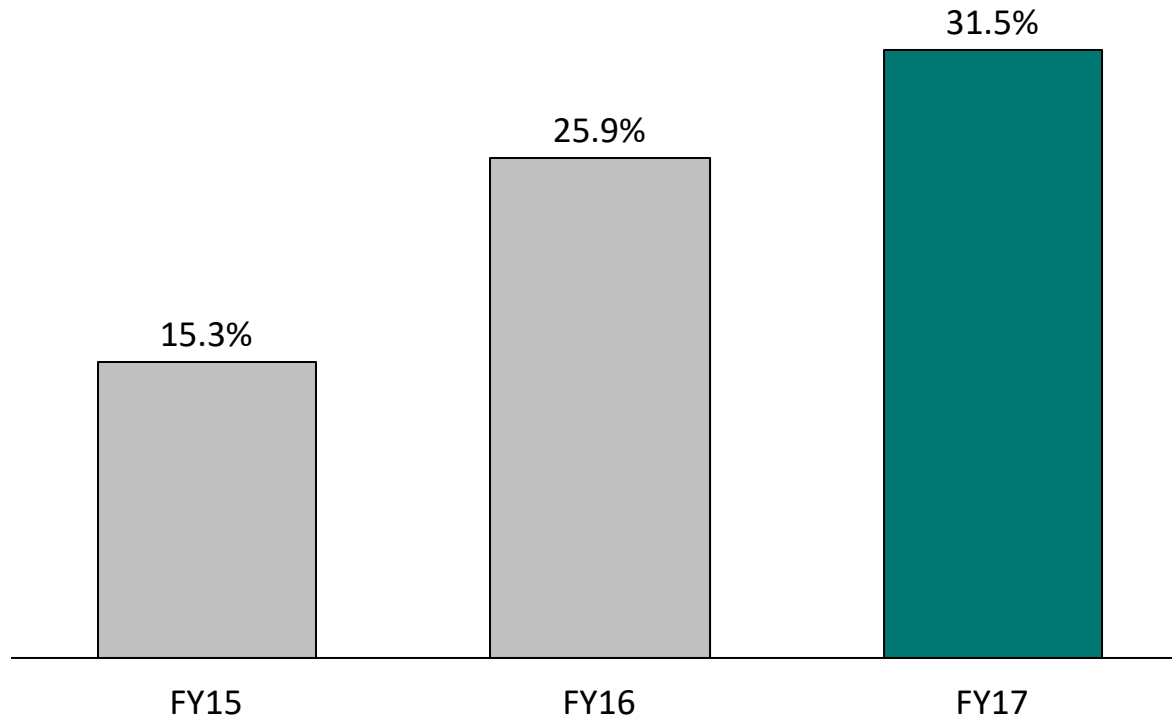
Total Revenue includes Excise duty

Historical Balance Sheet as per I-GAAP

Rs. Crs.	FY17	FY16	FY15	FY14	FY13
Shareholder's Fund	105.6	89.8	78.3	42.6	36.0
Share capital	8.3	8.3	8.3	7.3	7.3
Reserves & Surplus	97.3	81.4	70.0	35.2	28.7
Non-current liabilities	24.6	39.1	40.6	43	19.8
Long term borrowings	16.4	30.9	32.7	38.2	15.1
Deferred Tax Liabilities (net)	6.3	6.3	5.0	3.2	3.1
Other non-current liabilities	0.9	1.2	2.0	1.9	1.6
Long-term provisions	0.9	0.8	0.8	-	-
Current liabilities	75.6	62.2	73.6	57.8	51.5
Short term borrowings	37.1	20.1	36.9	21.5	22.8
Trade Payables	19.9	18.7	15.1	27.1	18.0
Other current liabilities	15.6	19.1	19.5	9.2	10.7
Short-term provisions	3.0	4.3	2.1	-	-
Total Liabilities	205.8	191.1	192.5	143.6	107.2

Rs. Crs.	FY17	FY16	FY15	FY14	FY13
Non-current assets	107.3	102.5	87.0	58.0	50
Fixed assets	97.7	97.7	77.6	49.8	45.2
Long-term loans and advances	9.4	4.6	9.1	8.2	4.8
Non-current investments	0.2	0.2	0.3	-	-
Current assets	98.5	88.6	105.5	85.6	57.2
Current Investments	-	-	25.4	-	-
Inventories	27.5	22.5	20.1	15.2	12.5
Trade receivables	46.4	36.1	37.2	32.6	26.2
Cash and bank balances	3.7	13.2	5.9	24.5	6.6
Short-term loans and advances	20.8	16.7	16.9	13.2	11.8
Other current assets	-	0.1	-	-	0.2
Total Assets	205.8	191.1	192.5	143.6	107.1

Increasing Dividend Payouts



Particulars (Rs.)	FY15	FY16	FY17
Book Value per Share	94.3	108.2	127.2
Earning Per Share	15.6	18.6	19.1
Dividend Per share	2.0	4.0	5.0
Dividend Payout including DDT	15.3%	25.9%	31.5%

Shaily at Glance

5 Facilities
in Gujarat



100+
Injection
Moulding
Machines



950
Employees

REVENUE

3 Years
CAGR

18.6%



EBITDA

3 Years
CAGR

29.6%



PAT

3 Years
CAGR

10.5%



Customer Trust & Relationships

Producing & Supplying Shellpak with zero-defect for over 2 years



I would like to express my deepest appreciation to you and the Shaily team for over 2 years of quality production to MWV, shipping over 75 million units to MWV customers!!

It is therefore with pleasure that we present this quality recognition award to Shaily...



MWV Healthcare

Producing & Supplying Knobs to GE Appliances for over 18 years



To date Shaily has provided parts to our plants at a PPM level of zero. Deliveries also are being maintained even though some of our plants have increased schedules quite unexpectedly. This has required some real dedication and customer focus on the part of Shaily.

At GE Appliances, I feel we now have a solid quality partner with Shaily Engineering



G.E. Appliances, U.S.A.

Vision & Mission

Vision

Become a USD 100 million plastics manufacturer with a Global footprint by 2020”

Mission

“ To Provide end to end solutions in plastics while delivering superior quality to our customers, higher profitability and value to our Shareholders, and Sustainability for future generations”

Pioneers in Engineering Plastics

We have to our Credit an Experience of Decades and an Expertise of manufacturing Complex Precision Components & Assemblies

Modified Vicks 5/10 gm container design to ensure leak proof in extreme climatic conditions



Pepsi Aquafina – Designed first of its kind truly tamper evident cap which has now been taken globally by Pepsi

ABB – Commercialized all Low Voltage Switchgear products in India



Sanofi Insulin pen – First innovators pen manufactured & launched from India for global markets



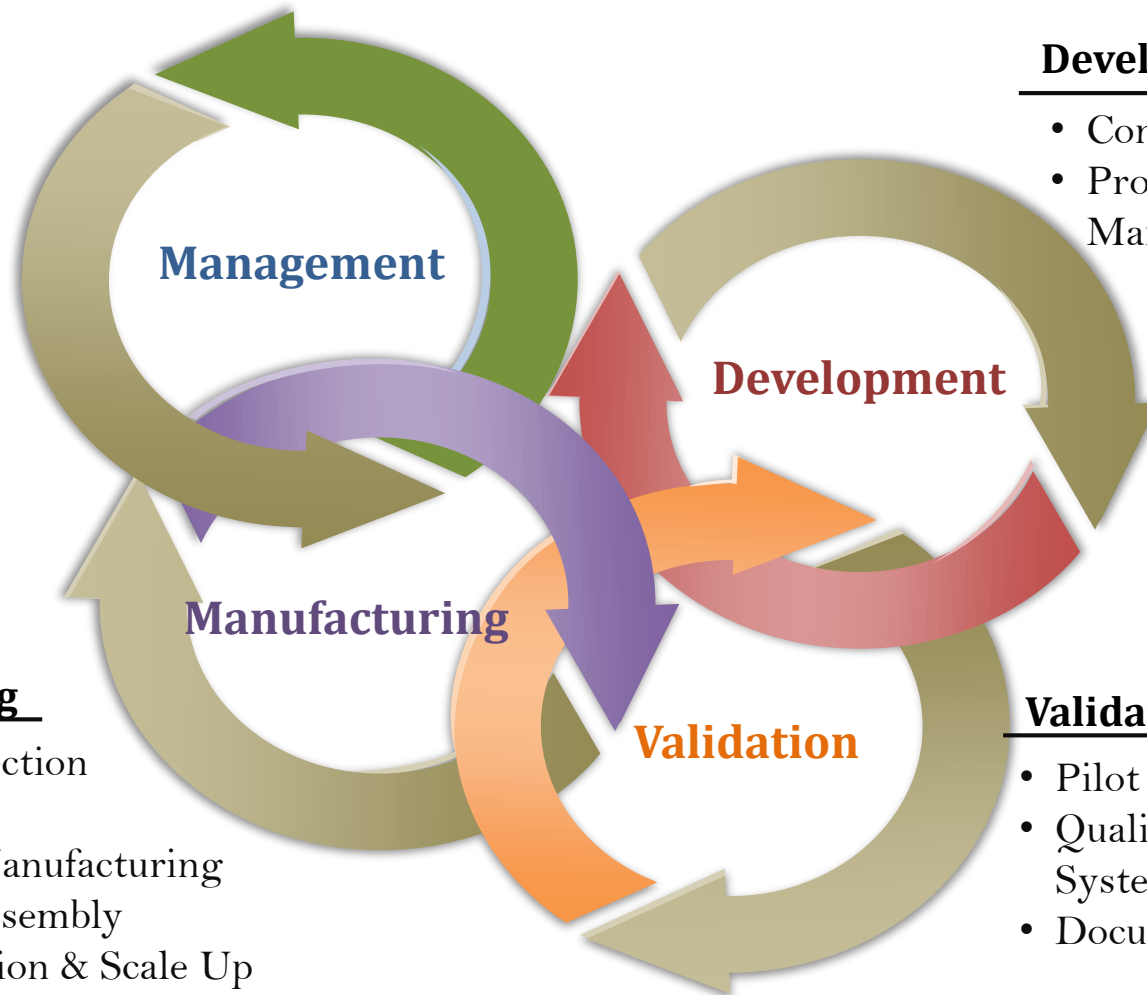
Offering Total Solutions in Plastics

Management

- Key Account
- Supply Chain
- Continuous Improvement

Development

- Conceptualization
- Program Management



Manufacturing

- Precision Injection Moulding
- Cleanroom Manufacturing
- Innovative Assembly
- Industrialization & Scale Up

Validation

- Pilot Testing
- Quality Management System
- Documentation

Concept to Commercialization

Catering to Fortune 100 Companies



Consumer & FMCG



Pharmaceutical



Automotive



Others



Multiple Industry Applications



CRC Caps



FMCG



Medical



Appliances



Engineering



Automotive

State-of-the-Art Manufacturing Facilities



Rania Plant



Halol Plant



EOU Plant



Medical Devices Plant



Pharma Packaging Plant

For further information, please contact:

Company :

Shaily Engineering Plastics Ltd.
CIN – L51900GJ1980PLC065554
Mr. Sanjay Shah,
CFO & VP- Finance
sanjay@shaily.com

www.shaily.com

Investor Relations Advisors :

Strategic Growth Advisors Pvt. Ltd.
CIN - U74140MH2010PTC204285
Mr. Shogun Jain / Mr. Pratik R. Shah
shogun.jain@sgapl.net / pratik.shah@sgapl.net
+91 77383 77756 / +91 9769260769

www.sgapl.net